



DOORWAY TO QUALITY

# GOODIN COMPANY

*Wholesalers*

Plumbing • HVAC • Pipe • Valves  
Fittings • Water Well • Industrial Supplies

[www.goodinco.com](http://www.goodinco.com)

Minneapolis • St. Paul • Duluth • Detroit Lakes  
St. Cloud • Brainerd • Rochester  
Sioux Falls • Fargo • Omaha  
Eau Claire • Wausau • Milwaukee • Madison • Green Bay

**Printed April 2024**

©2000

# Branch Locations

## Minneapolis

2700 N 2nd Street  
Minneapolis, MN 55411

**(612) 588-7811**



CEO .....	Joel Skagerberg	Warehouse Manager.....	Monte Swanson
President.....	Jamie Delander	Shipping .....	Jeff Cain
Vice President.....	Zac Skagerberg	City Desk .....	Carl Larson
Vice President IT.....	Tim Skagerberg	Customer Service .....	Nate Dubay
Chairman of the Board/Exec. Vice President .	Greg Skagerberg		Rebekah Leppanen
CFO/Treasurer .....	Mike Grunklee		Donald Pahl
Credit Manager .....	Amie Morcilio		Peter Perrault
Branch Manager .....	Larry Johnson	Water Heaters	Zach Richards
Director of Sales .....	Shawn Donovan	Boilers	John Bruning
Sales Managers .....	Chad Klein	Heating	Brian Lewis
	David Overby		Mike Rasmusson
	Brad Pohlman		Bill Rauch
	Greg Servais		Mike Rowe
	Lauren Bylsma		Peter Smith
HVAC Sales Manager .....	Cedric Thompson		Cedric Thompson
Heating Department Manager.....	Mike Rowe		Jim Valentine
Asst. Heating Department Manager .....	Domonic Marzitelli	Heating Quotations	Angel
Hydronics and Water Heater Manager .....	Al Seebeck	HVAC Technical Service Advisor	Terry Spence
Polymer Piping Systems Product Manager... .	Gordy McKay	Industrial	Jason Benge
Pump and Water Treatment Manager .....	Nathan Schmidt	Pump & Well	Gordy McKay
PVF Industrial Manager.....	Mike Broadway		Ken Koehn
Director of Operations & Inventory Control ...	Mitch Huus	Plumbing Commercial Quotations .. Manager	Jesse Garland
Inventory Control.....	Tom Clark		Steve Carey
	Amanda Donovan		Philip Carroll
Marketing and Events Manager.....	Mel Hart		Cedric Doumassy
Website/Graphics Department .....	Al Skagerberg		Liz Drumheller
Catalog.....			Lesley Gallagher
			Matt Schularick

## St. Paul

285 Como Avenue  
St. Paul, MN 55103

**(651) 489-8831**



Branch Manager .....	Blake Griffin	Customer Service: .....	Joel Ballin
Asst. Branch Manger .....	Adam Ellingson		Craig Herrmann
City Desk .....	Diego Villa		Timothy OBrien
	Brandon Flesher		Blake Griffin
	Tim Becker		Dan Reese
			Jean Faust
			Josh Murray
			Melissa Simon



# Branch Locations



**Duluth**  
 4524 Venture Circle  
 Duluth, MN 55811  
**(218) 727-6670**

Branch Manager . . . . .	Loren Mesedahl	Customer Service . . . . .	Riley Anderson
Asst. Branch Manager . . . . .	Ed Mudgett		Tom Donnellan
Warehouse Foreman . . . . .	Matt Stone		Loren Mesedahl Jr.
City Desk . . . . .	Nick Paulson		Shana Mertes
	Ed Mudgett		Paul Sieckert
	Ron Anderson		Heating Brad Fox
	Rick Wassenaar		Showroom Mikkaela Mesedahl
			Michelle Timonen



**Detroit Lakes**  
 620 Davis Avenue  
 Detroit Lakes, MN 56501  
**(218) 847-9211**

Branch Manager . . . . .	Rich Johnston	Customer Service . . . . .	Kelly Fingalson
City Desk . . . . .	Steve Schmidt		Amanda Hasbrouck
	Conner Christianson		Kevin Johnson
			Nick Salquist
			Heating Tony Larson



**St. Cloud**  
 5205 Foundry Circle  
 St. Cloud, MN 56303  
**(320) 259-6086**

Branch Manager . . . . .	Tim Wilcox	Customer Service: . . . . .	Nathan Erdman
Assistant Branch Manager . . . . .	Jeff Taufen		Kevin Feneis
Returns . . . . .	Scott Knoll		Dave Lieser
City Desk . . . . .	Joshua Lubrecht		Ralph Moscho
	John Kosiba		Joe Orcutt
	Justin Schneider		Kathy Phenow
			Jason Van Dyke
			Randy Wachman
			Showroom Joanie Carlin

# Branch Locations



## Brainerd

902 Thiesse Drive  
Brainerd, MN 56401  
**(218) 828-4242**

Branch Manager . . . . .	Randy Schultz	City Desk . . . . .	Tim Davis
Asst. Branch Manager . . . . .	Tim Davis		Rudy Egberts
Warehouse Foreman . . . . .	Jeff Trouten		Kayla Lein
Geothermal Manager . . . . .	Kent Schwen	City Desk/Customer Service . . . . .	Chad Rateike
			Zach Ziegler
			Dave Talamantez
		Showroom	Rhonda Strand

## Sioux Falls

2905 North 4th Avenue  
Sioux Falls, SD 57104  
**(605) 332-3444**



Branch Manager . . . . .	Brandon Kruse	Customer Service . . . . .	Chuck Augspurger
Asst. Branch Manager . . . . .	Chuck Augspurger		Tom Neeley
City Desk . . . . .	Joe Bylsma		Ryan Schuster
	Brandon Navarro		Bryce Trumbull
	Johnathan Schultz	Heating	Brandon Kruse
Customer Service . . . . .	Stacia Engler	HVAC Technical Advisor	James Smith

## Fargo

1251 North 46th Street  
Fargo, ND 58102  
**(701) 298-3210**



Branch Manager . . . . .	Bruce Oelfke	Customer Service . . . . .	Anna Anderson
Asst. Branch Manager . . . . .	Philip Thomson		Mike DeMinck
Showroom . . . . .	Sandra Quittschreiber		Sidney Leinen
City Desk . . . . .	Kylee Heinrichs		Justin Massie
	Jason Mayse		Joe Mocol
	Tanner Oliver		Terry Murphy
	Gage Salquist		Rick Myhra
Customer Service . . . . .	Philip Thomson		Mark Nicolai
	Travis VanHal		Ashley Tupa
			Chris Vezner
			Tara Wochnick

# Branch Locations



**Rochester**  
 3347 NW 19th Street  
 Rochester, MN 55901  
**(507) 529-1284**

Branch Manager .....	Tim Bestgen	Customer Service .....	Brett Alderman
City Desk .....	Isaac Bendix		Todd Erickson
	Cody Bigalk		Doug Wieck
	Bric Barger		Heating, Plumbing Showroom Shelly Shade



**Eau Claire**  
 3542 Hogarth Street  
 Eau Claire, WI 54703  
**(715) 830-1800**

Branch Manager .....	Brian Ashland	Customer Service .....	Michelle Jarvis
Asst. Branch Manager .....	Matt Stone		Harrison Kruschke
City Desk .....	Jerry Melsness		Mark Whitley
			Plumbing Jamie Paape Natalie Ramsdell Mark Stern



**Omaha**  
 8820 S 117th Street  
 La Vista, NE 68128  
**(402) 331-6813**

Branch Manager .....	Paul Gargarella	Customer Service .....	Justin Black
City Desk .....	Grace Halverson		Rachael Kruse
	Jaden Haugen		Heating Paul Gargarella
Shipping .....	Aaron Kruse		



# Branch Locations

## Wausau

2003 County Highway U  
Wausau, WI 54401

**(715) 675-2513**



Branch Manager . . . . .	Aaron Wallin	Customer Service . . . . .	Ruby Thoma
Customer Service . . . . .	Brandon Fisher		RJ Weaver
	Michael Havlovick		Nick Butterfield
		Heating	Gary Anderle

## Milwaukee

2200 East College Avenue  
Cudahy, WI 53110

**(262) 781-1770**



Branch Manager . . . . .	Chris Czaplowski	Customer Service . . . . .	Mark Miller
Customer Service . . . . .	Brian Lynch	Heating	Darren Haslbeck

## Madison

2067 S Stoughton Road  
Madison, WI 53716

**(608) 663-0331**



Branch Manager . . . . .	Adam Bazan	Customer Service . . . . .	Keith Schleif
Customer Service . . . . .	Beverly Ferguson		
	Bob Nuoffer		

## Green Bay

2050 South Ashland Avenue  
Green Bay, WI 54304

**(920) 884-9494**



Branch Manager . . . . .	John Joseph	Customer Service . . . . .	Richard Martin
			Kevin Seeling



## The use of this catalog is subject to the following terms and conditions

### Notice:

Possession of this price book and catalog does not constitute an offer to sell any of the items shown herein. Many items, including but not limited to water heaters, furnaces, boilers, and air conditioning equipment can be properly installed only by qualified contractors who possess the proper state and local licenses and can obtain the appropriate permits from local government authorities. Goodin Company sells such items only through authorized dealers and qualified licensed contractors who have been properly trained in the installation and service of the equipment. Manufacturer warranties on the equipment may be voided if the equipment is altered or tampered with in any way.

### Prices:

Prices shown are F.O.B. our warehouses in Minneapolis, St. Paul, Duluth, St. Cloud, Detroit Lakes, Brainerd, Rochester, Minnesota, in Fargo, North Dakota, in Sioux Falls, South Dakota and Eau Claire, Wisconsin unless otherwise indicated. Prices are not guaranteed and are subject to change without notice. Price prevailing at time of shipment will apply.

### Specifications:

The specifications and other technical data of the products contained herein are based on information furnished by the product manufacturer. Such information is subject to clerical error and subject to change without notice. It is, therefore, presented as a convenience for estimating purposes only. When design, weights or dimensions are critical, please request up-to-date information and certified prints.

### Guarantees:

Goodin Company makes no warranties, expressed or implied, with respect to the material it sells. The only warranties on the material sold by Goodin Company are those of the manufacturer.

### Installation instructions:

Any installation instructions contained herein are those of the manufacturer and may not be current. All installations must comply with appropriate local and national codes. Read and follow all instructions provided in the manufacturer's installation guide.

### Terms:

Open account terms are extended to customers who have made satisfactory arrangements with our credit department. Orders from customers who do not arrange for open account shipments will be shipped C.O.D. Our terms are 2% 10th prox net 30 days unless otherwise quoted. Cash discount will not be allowed unless all previous invoices have been paid in full. Interest at the maximum rate permitted by law will be charged on all past due accounts.

### Shipping:

We reserve the right to determine the method of shipment unless otherwise agreed upon in advance. Unless otherwise quoted all items are F.O.B. warehouse with freight allowance on orders of \$300.00 or more of stock material being shipped to one destination within our normal delivery area. Our responsibility ceases when the material is delivered in good order and condition to the carrier.

### Cancellation of Orders:

The cancellation of an order for merchandise not normally stocked by Goodin Company will not be accepted by Goodin Company until acknowledged and accepted by the manufacturer from whom the item was ordered; and such cancellation, if accepted, will be subject to such terms and conditions, including cancellation charges, as may be imposed by the manufacturer of the product involved.

### Returned Goods:

Goodin Company reserves the right to reject any merchandise returned to our warehouses without prior approval. To be accepted by us, the merchandise must be from our regular stock and unused, clean and resalable. The return of special non-stock items or substantial quantities of stock items, must be approved by us in advance. A handling charge shall be such as imposed by the manufacturer. Unless the return of the merchandise is occasioned by our error, it must be returned F.O.B. our warehouse. We make every effort to handle return merchandise promptly and correctly. To assist in the expeditious handling of your returns, please call your sales representative or our order service department at any location to have them enter a return order acknowledgment, referencing the invoice on which you purchased the merchandise from us and specify in some detail the reason to which the merchandise is being returned. They will fax or mail you a copy of the Return Merchandise Acknowledgment to be returned with the merchandise. Unless defective, merchandise which has been used or installed will not be accepted for credit.

# Table of Contents

<b>Plumbing</b>	Plumbing ..... 100 – 500
<b>Heating</b>	Heating ..... 600 – 900
<b>P.V.F.</b>	Pipe, Valves, Fittings, Hangers..... 1000 – 1500
<b>WELL</b>	Pumps & Well Supplies ..... 1600 – 1700
<b>W.W.</b>	Water Works ..... 1800
<b>T&amp;S</b>	Tools & Specialties ..... 1900



## PAGE

## A

<b>A.O. Smith</b>	
Water Heaters	503-511
Water Treatment Softening	521
<b>ABS</b>	
Cement & Cleaner	1203
Pipe & Fittings	1201-1203
<b>Acetylene torch &amp; tanks</b>	1925-1926
<b>Acid, Brushes</b>	1109
<b>Acrylic finished fixtures</b>	102,112
<b>Act-O-Matic showerhead</b>	411
<b>Adapters</b>	
ABS	1202
Centrotherm	801
Compression	1110-1111,1120
Copper	1105,1110-1111,1114
Flare	1119
Insert	1222-1223
Pitless well	1612-1613
PVC	1207
<b>Access panels</b>	228,826
<b>Actuators, Valve</b>	1413
<b>Adhesive</b>	
Insulation	822,828,939
Pipe Covering	939,940
Spray	828
<b>Aerators</b>	415
<b>Air-to-air heat exchanger</b>	635-637
<b>Air</b>	
Charger-tank drain	923
Chillers	633
Cleaners	636-642
Cocks	1417
Control Fittings	923
Duct fittings	819-820
Duct, flexible	821
Duct, Southwark	809-818
Duct, PVC	819
Eliminator	926
Filters	636-642
Gaps	415,418
Handlers	609-610
Pads	647
Purger	923
Purifiers	641
Valves	
Radiator	931
Well	1611
Vents	926,930
<b>Air conditioners</b>	
Century	620
Rooftops	611-612
Ruud	606
Unico	633
<b>Air duct</b>	
Fittings & PVC	819-820
Southwark	809-818
<b>Air Flow switch</b>	652
<b>Air release valve</b>	1618
<b>Air volume control</b>	1618
<b>Alarm switches</b>	1706,1712
<b>Aluminum</b>	
Duct Tape	828
Flue liner	809
Levels	1909
Pilot tubing	906
Pipe	809
Pipe wrenches	1901
Rules	1901
Sheets	811
<b>American Standard</b>	
Brass	301-303,305,307-309,356
All Purpose sink	207
Fixtures	101,112,201-208
Lavatories	205-206
Sinks	207
Toilets	201-204
Toilet seats	217-218
Tubs	101
Urinals	208
Whirlpools	112
<b>Ametek, Valve boxes</b>	1624
<b>Ameribath Whirlpools</b>	109

<b>Anchors</b>	1511
<b>Anchor kits</b>	1511
<b>Anti-freeze, hydronic</b>	1933
<b>Apollo valves</b>	420-421,913,925,1116,1410
<b>Aquatic Tub &amp; Showers</b>	104
<b>Arbor, hole saw</b>	1910
<b>Area drains</b>	1312-1317
<b>Armaflex pipe covering</b>	939
<b>Asco solenoid valves</b>	1416
<b>Aspen coils</b>	607,621
<b>Auger bits</b>	1910
<b>Augers, Closet</b>	1920,1924
<b>Automatic plumbing vent</b>	415
<b>Aviation snips</b>	1909
<b>A.W.W.A. valves</b>	1803
<b>Axiom products</b>	711,722,933,1932

## B

<b>B&amp;G</b>	
Circulator pump parts	916
Circulator pumps	916
Parts	918
<b>Babbitt Adjustable sprocket &amp; rims</b>	1415
<b>Backflow preventers and repair kits</b>	417-421
<b>Backing rings</b>	1237
<b>Backwater valves</b>	1312,1315
<b>Balancing valves</b>	1048
Fittings	931
<b>Ball Valves &amp; Access</b>	1116,1408-1412,1417
<b>Ballcocks</b>	413
<b>Balls</b>	
Tank	413,414
Test	1306
<b>Barotherm Gold grout</b>	1616
<b>Barrel faucets</b>	1417
<b>Bars</b>	
Grab	412
Towel	412
<b>Basco tub and shower doors</b>	110
<b>Baseboard</b>	
Governale	717
Slant/Fin	714-715
<b>Basin</b>	
Nut	409
Sump	1710-1711
Tailpiece	408
Wrench	1901
<b>Basket Strainers</b>	410
<b>Bassett Brackets</b>	817
<b>Bath</b>	
Drains	108,109
Tubs, Americast	101
Tubs, fiberglass	101,104,107
Wastes	108,109
<b>Bathing Modules</b>	101-104,109,112
<b>Bathroom accessories</b>	302,314,321,412
<b>Batteries, "AA" &amp; "D" Sizes</b>	1917
<b>Battery back-up sump pumps</b>	1709
<b>Bearing assembly, B&amp;G</b>	916
<b>Beckett</b>	
Oil burner	653
<b>Bell &amp; Gossett</b>	
Hydronic Accessories	914-916,924-926
<b>Bell trap drain</b>	1310
<b>Benders, tube</b>	1905,1923
<b>Bentonite</b>	1616
<b>Bio-Clean</b>	1934
<b>Bits, drill</b>	1908,1910
<b>Black</b>	
Malleable fittings	1006-1014
Nipples	1017-1020
Pipe chimney	810
Pipe (steel)	1001,1002
<b>Blades</b>	
Chop saw	1911
Electric saw	1907,1911-1912
Hacksaw	1902,1911
Sawzall	1907,1911-1912
<b>Blind</b>	
Flanges, cast iron	1028
Flanges, steel	1038
<b>Blower coils &amp; cabinets</b>	621

<b>Blue Angel pumps</b>	1604,1709
<b>Bob float valves</b>	931
<b>Boiler</b>	
Cleaners	1932-1933
Controls	908-912
Drain	1417
Feeders, McDonnell Miller	928,929
Fittings	923-925
Tube brushes	714
<b>Boilers</b>	
Bosch	706
Buderus	708
Electric	718
Gas	701,703-709
IBC	705
Laars	704,709
Lochinvar	703-704
Navien	706
Oil fired	702,708,712
Utica	701
<b>Bolt</b>	
Anchors	1511
Gaskets	416
<b>Bolts</b>	
Closet	414
Lag	1504
Stove	1512
Stud	1040
Toggle	1511
<b>Booster pumps</b>	914-916
<b>Bosch Gas boilers</b>	706
Geothermal Heat Pumps	726
<b>Bowl</b>	
Closet	201-204,209-214
Cleaner	1934
Wax ring	414
<b>Boxes</b>	
Service	1804
Tub	228
Valve	1803
<b>Brackets</b>	
A/C Brackets	627,629
Bassett	817
Pipe	817,1502-1510
Dyna-Tite	822
<b>Bradley Washfountain &amp; shower repair parts</b>	358
<b>Brady air volume controls</b>	1618
<b>Brass</b>	
Fittings	1119-1123,1209-1211
Nipples	1122,1123
Pipe	409,1121
Plug	1122
Valves	1611
<b>Brasscraft supplies</b>	401-404
<b>Braxton fittings</b>	333
<b>Bron exhaust fans</b>	643-644
<b>Brush</b>	
Acid	1109
Can cap with dobber	1231
Copper tube	1108
Dope	1917
Fitting	1108
Wire	1917
<b>Bubblers</b>	225,339
<b>Buderus Boilers</b>	707-708
<b>Bushing, duplex</b>	654
<b>Bushings</b>	
Brass, countersunk	1122
Face & Hex steel	1011,1012
Plastic PVC	1225,1228
Steel, screwed	1011,1012
<b>Butterfly Valves</b>	1406-1407,1409,1411
<b>C</b>	
<b>Cabinets, shower</b>	103,104,106
<b>Cable</b>	
Heat	1623
Submersible pump	1614
<b>Cable ties</b>	647
<b>Cage Units "steam trap"</b>	933
<b>Calci-solve</b>	1934
<b>Canvas connectors</b>	823

<b>Caps</b>	
Brass.....	1122,1123
Chimney.....	804,806,810
Drive.....	1619
Fill.....	654
PVC /CPVC.....	1208,1219-1220,1225,1228
Roof.....	1307
Stainless Steel.....	1124-1125,1127-1130
Steel.....	1012
Wall & roof.....	644
Well.....	1619
<b>Cap screws</b> .....	1040
<b>Carbon Monoxide Detector</b> .....	905
<b>Carriers, closet</b> .....	1317
<b>Cartridge</b>	
Fuel filter.....	654
Water filter.....	521-522
<b>Cast iron</b>	
Baseboard.....	717
Fittings.....	1026-1027
Lavs (Americast).....	205
Pipe.....	1301
Radiators.....	717
Sinks (Americast).....	207
Sink.....	207
Soil pipe fittings.....	1304-1305
Tubs (Americast).....	101
<b>Caulk</b> .....	1929-1930
<b>Caulking gun</b> .....	1909
<b>Cement</b>	
ABS.....	1203
CPVC.....	1219,1231
Furnace.....	1932
Insulating.....	939
PVC.....	1231
Roof.....	1929
<b>Central Vac Fittings</b> .....	645
<b>Centrifugal Pumps</b> .....	1604
<b>Centrotherm Venting Systems</b> .....	801-802
<b>Century HVAC Systems</b> .....	616-622
<b>Cesspool Cleaner</b> .....	1934
<b>Cesspools bell trap</b> .....	1310
<b>Chain</b>	
Vice.....	1902
Wrenches.....	1901
<b>Chambers, combustion</b> .....	654
<b>Check Valves</b>	
Bronze.....	1404,1411
Grooved.....	1047
Iron body.....	1406, 1411
Well.....	1616
<b>Chemical drainage pipe &amp; fittings</b> .....	1232-1234
<b>Chemicals</b> .....	1616,1918,1932-1934
<b>Cherne</b> .....	1303,1621
<b>Chicago Faucet</b> .....	334-347
<b>Chimney flue liner</b>	
Aluminum.....	809
Flex Kits.....	802
Flexi-Liner.....	807
<b>Chimney Metalbestos</b> .....	803-807
<b>Chisels</b> .....	1904
<b>Chlorine tablets</b> .....	1616
<b>Chrome Nipples</b> .....	1123
<b>Chuck, Drill screw</b> .....	1908
<b>Circular saws</b> .....	1912
<b>Circulating pumps</b> .....	914-920
<b>Clamps</b>	
Beam.....	1504
Pipe.....	801,1501-1510
Repair.....	1310-1311
Riser.....	1505
Stainless Steel.....	1223
<b>Claw hammers</b> .....	1909
<b>Cleaner</b>	
Air.....	638-642
Boiler.....	1933-1934
Closet bowl.....	1934
Drain pipe.....	1934
Fiberglass or Hand Towels.....	1918
PVC pipe.....	1231
Septic tank.....	1934

<b>Cleanout</b>	
Adapters.....	1203,1206
Covers.....	1307
Plugs.....	1208,1306-1307
Tees.....	1205,1307
<b>Clevis hangers</b> .....	1506
<b>Closet</b>	
Augers.....	1920,1924
Bolt combination.....	414
Bowl cleaner.....	1934
Bowls.....	201-204,209-214,216
Carriers.....	1315,1317
Collars.....	1203,1206,1207,1303,1310
Repairs.....	204,350-354,355,413-414
Rings.....	414
Screw combination.....	414
Seats.....	216-218
Spud.....	414
Supplies.....	401
Tank floats.....	414
Tanks.....	201-204,209-212,216
Washers.....	416
<b>Closets combinations</b> .....	201-203,209-212, 214
<b>Cocks</b>	
Air.....	1417
Drain.....	1417
Gas & steam.....	1410,1417
Gauge.....	934
Sill.....	1417,1419-1420
<b>Cold Air Drops</b> .....	814
<b>Combustion</b>	
Chambers.....	654
Chamber mortar.....	654
<b>Commercial Water Heater</b> .....	509-513
<b>Compound, pipe joint</b> .....	1931
<b>Compression</b>	
Fittings.....	1110-1111,1120
Tanks.....	923
<b>Concrete slabs</b> .....	713
<b>Condensate pumps</b> .....	627,652
<b>Condensate traps</b> .....	652
<b>Condensing units</b> .....	606,613,620
<b>Connectors</b>	
Disposal/Dishwasher.....	415
Flexible.....	927
Gas Appliance.....	1024
Pitless.....	1612-1613
<b>Continuos Waste</b> .....	405-408
<b>Control boxes, Franklin</b> .....	1615
<b>Controllers</b>	
EWC.....	827
McDonnell-Miller.....	928-929
Sprinkler.....	1624
Temperature.....	909-911
<b>Controls</b>	
Air volume.....	1618
Boiler.....	908-912
Draft.....	651
Heating.....	908-912
Honeywell Home (Resideo).....	901-910,921
Hydronic.....	909-912
Snow Melting.....	912
Square D.....	1618
Tekmar.....	910-912
Zone valve.....	911
<b>Conversion, burners, Oil</b> .....	653
<b>Coolers, water</b> .....	226
<b>Copper</b>	
ARC Fittings, Boxes.....	1105
Drainage Fittings.....	1107
Fittings, grooved.....	1118
Fittings, flared.....	1119
Fittings, Press.....	1113-1117
Fittings, solder.....	1102-1105
Flaring tools.....	1905
Floats.....	931
Tubing & Refrigeration tubing.....	1101
Tubing cutter.....	1902-1903,1905,1907
Wells.....	910
<b>CopperLoc</b> .....	1111
<b>Cord, extension</b> .....	1917
<b>Corporation stop</b> .....	1803

<b>Couplings</b>	
Compression.....	1110-1111,1120
Dresser.....	1801
Drive, well.....	1619
Expansion.....	926
Fernco.....	1310
Flexible.....	926
Grooved.....	1043
No-Hub.....	1303
Rod.....	1504
Steel.....	1008,1029,1032
Screwed.....	1029
Thin wall turned.....	1619
<b>Covers, faucet hole</b> .....	415
Shoe.....	1917
<b>CPVC pipe &amp; fittings</b> .....	1217-1220
<b>Crankcase heater</b> .....	654
<b>Crimpers</b>	
Sheetmetal.....	1906
Sprinkling.....	1625
<b>Cup leathers</b> .....	1619
<b>Curb stops</b> .....	1803
<b>Curtain rods</b> .....	411
<b>Cutter wheels</b> .....	1903
<b>Cutters</b>	
Pipe.....	1902
Tube.....	1212,1902-1903,1905,1922
<b>Cutting, oil</b> .....	1921
<b>Cycle Stop</b> .....	1613
<b>Cylinders</b>	
Propane, Mapp.....	1925
Well.....	1619
<b>D</b>	
<b>Dampers</b> .....	816,817,825,827
<b>Danfoss radiator valves</b> .....	922
<b>Deburrers</b> .....	1905
<b>Deep well pumps</b> .....	1601
<b>Dehumidifiers</b> .....	638
<b>Delta Fittings and Accessories</b> .....	312-321
<b>Diablo saws and tools</b> .....	1912-1915
<b>Dial thermometers</b> .....	937-938
<b>DiaNorm Panel Radiators</b> .....	711
<b>Die heads &amp; dies</b> .....	1921
<b>Dielectric unions</b> .....	516
<b>Diffusers</b> .....	824-826
<b>Disconnect Non-Fused 60A</b> .....	653
<b>Dishwasher</b>	
Connector/Hose.....	415
Supply.....	405
Tailpiece.....	405,415
<b>Dispenser, Hot water</b> .....	223
<b>Disposal</b>	
Dishwasher connectors.....	415
<b>Disposals, garbage</b> .....	222-223
<b>Disposer Kit</b> .....	406
<b>Diverter spout</b> .....	320,321
<b>Diverter valve</b> .....	312
<b>Door, tub &amp; shower</b> .....	110
<b>Draft</b>	
Controls.....	650
Diverter.....	810
<b>Drain</b>	
Cleaner.....	1933-1934
Cock.....	1417
Field products.....	1713
Fittings.....	1611
Flusher.....	1924
<b>Drainage fittings</b> .....	1201-1207
<b>Drains</b>	
Bath.....	108-109
Floor.....	1203,1207,1312-1317
Garage.....	1312-1317
Lavatory.....	334,415
Roof.....	1315-1317
Shower.....	107,1312-1317
<b>Dresser couplings</b> .....	1801
<b>Drill</b>	
Bits.....	1908,1910,1913
Power.....	1910
Screws.....	1512
Screw chuck.....	1908

	PAGE
<b>Drilling fluids</b> .....	1616
<b>Drinking fountains</b> .....	226
<b>Drive</b>	
Anchors.....	1511
Cap.....	1619,1621
Cleats.....	813
Couplings.....	1620
Points.....	1609
Shoes.....	1620
Straps.....	1504
<b>Dryer box</b> .....	816
<b>Duct</b>	
Adhesive.....	828
Board.....	823
Cable Loops.....	822
Cleats.....	811,822
Connector.....	823
Fittings, PVC.....	819-820
Flexible.....	821
Hanger.....	817,822
Heaters.....	635
Hole Cutter.....	1906
Knife/Slitting.....	1906
Mastic.....	822,823
Sealer.....	822
Southwark.....	812-818
Stretcher.....	1906
Tape.....	828
Ties.....	822
Wrap.....	822
<b>Dunham-Bush traps</b> .....	932
<b>Duo-Cloz valve</b> .....	227
<b>Duostrainer</b> .....	410
<b>Duplex tank bushing</b> .....	654
<b>Dust Free Air Cleaners</b> .....	640
<b>DWV</b>	
Fittings, ABS.....	1202-1203
Fittings, PVC.....	1204-1208
Pipe, ABS.....	1202
Pipe, PVC.....	1204

## E

<b>Easy Air grilles and fittings</b> .....	826
<b>Egg Crate Louvers</b> .....	825
<b>Ejector pumps</b> .....	1701-1709
<b>Electric</b>	
Water heater elements.....	514-515
Water heaters.....	223,501-503
<b>Electrical tape</b> .....	1614
<b>Electro boilers &amp; duct furnaces</b> .....	712
<b>Elkay</b>	
S.S. Sinks.....	219-221
Water Coolers.....	226
<b>Embassy Bath Modules</b> .....	104
<b>Emergency Wash Units</b> .....	358
<b>Evaporative coils</b> .....	607,621
<b>Everhot Barrier PEX Tubing</b> .....	719
<b>EvoPEX Tubing and Fittings</b> .....	1217
<b>EWC Controler &amp; Dampers</b> .....	827
<b>Exhaust fans</b> .....	643-644
<b>Expansion</b>	
Joints.....	927
Tanks & Supports.....	924
Thermal Expansion Tanks.....	511
<b>Extension</b>	
Pipe hangers.....	1504,1506
Tubes.....	408
Lights & cords.....	1917
Rulers, Tape Measures.....	1901,1909
<b>Extractors, pipe</b> .....	1916
<b>Eye wash equipment</b> .....	358

## F

<b>Fans, ventilating, Broan</b> .....	643-644
ventilating, FanTech.....	646
<b>Fasteners, screws,hangers</b> .....	1511-1512
<b>Faucet</b>	
Aerator.....	415
Freezeless.....	1419-1420
Hole cover.....	415
Oil barrell.....	1417

## Faucet Repair

American Standard.....	309
Bradley wash fountain.....	357
Chicago Faucet.....	344-347
Delta.....	320
<b>Faucets</b>	
American Standard.....	301-309
Braxton Shower.....	333
Chicago Faucet.....	334-347
Commercial.....	317,334-342,355-356
Delta.....	312-319
Gerber.....	311
Grohe.....	324-325
Kitchen sink.....	307-308,313,317-319
.....	329,335,342
Laundry.....	308,311,319,322,333,336
Lavatory.....	305,312,312-317,322,321-325,
.....	330,334,348,352-357
Moen.....	329-330
Pantry.....	313,319,336,338
Peerless.....	322
Sensor.....	317,334,348,354-356
Service sink.....	336
Sill.....	339
Symmons.....	348
TOTO.....	355
Tub & shower.....	301-303,310,
.....	312-315,322,320-324
<b>Feeder cut-off combination</b> .....	928
<b>Feeders, water</b> .....	928,929
<b>Ferno Band Seals, End Caps, Donnuts,</b>	
Couplings & Sewer Saddles.....	1310
<b>Fernox Central Heating Products</b> .....	1933
<b>Fiberglass</b>	
Bath Modules.....	102-104,107
Cleaners.....	1918
Pipe covers.....	940
<b>Field venters &amp; draft controls</b> .....	650
<b>Fieldpiece test instruments</b> .....	1927-1928
<b>Fill cap</b> .....	654
<b>Filter driers</b> .....	647
<b>Filters</b>	
Air conditioners.....	642
Fuel.....	654
Furnace.....	642
Refrigeration.....	649
Super Filter Coat.....	642
Water.....	521-523
<b>Fin-tube radiation</b> .....	715
<b>Fin Straightening Tool</b> .....	1906
<b>Fire Sealing systems</b> .....	1930
Sprinklers.....	1626
<b>First Co. First Pak Package Units</b> .....	614
<b>Fitting brush</b> .....	1108
<b>Fittings</b>	
ARC Fittings.....	1105
ABS plastic.....	1202-1203
Brass.....	1119-1123,1211
Boxes.....	1105
Cast iron.....	1026-1027
Central Vac.....	645
Compression.....	1110-1111,1120
Copper	
Drainage.....	1107
ProPress.....	1106,1113-1116
Solder.....	1102-1105
CPVC.....	1217-1220
Crimp system.....	1217-1219
Dielectric waterway.....	1046
Dresser.....	1801
Duct, PVC.....	819,820
EvoPEX.....	1217
Flared tube.....	1119
Forged screwed.....	1029,1031
Grooved.....	1043-1047,1118
Insert.....	1222-1223
Malleable.....	1006-1014
Niron Fittings.....	1235-1237
No-Hub.....	1301-1303
Plastic DWV.....	1202-1203,1204-1208
Plastic	
Schedule 40.....	1224-1225
Schedule 80.....	1226-1229
PVC Pressure.....	1224-1229

ProPress copper.....	1113-1116
Propress Valves.....	1116
Push-Fit.....	524,1111
Rehau Everloc+ & F1960.....	1209-1211
Sewer.....	1208
SharkBite.....	1110,1217
Sheet metal.....	809-810,812-818
Socket weld.....	1032
Soil pipe.....	1301-1305
SpeedFit.....	1111
Stainless steel.....	1124-1132
Tylok.....	1131
Water service.....	1802-1803
Welding.....	1032-1036
<b>Flame Blanket</b> .....	1109
<b>Flange</b>	
B&G.....	916
Forged steel.....	1038
Gaskets.....	1041-1042
Grundfos.....	916
Grooved.....	1046
Malleable Floor.....	1010
PVC.....	1207
Roof.....	1309
Steel.....	1035-1040
<b>Flared fitting, brass</b> .....	1119
<b>Flaring tools</b> .....	1905
<b>Flashing, roof</b> .....	806,1309
<b>Flashlights</b> .....	1917
<b>Flatplate heat exchangers</b> .....	913
<b>Flexible</b>	
Connectors.....	927
Duct, air.....	821
Sharkbite Hoses.....	1110
<b>Flexi-Liner chimney liner</b> .....	808
<b>Flexpipe</b> .....	927
<b>Float</b>	
Closet.....	414
Switch.....	1617,1712
Thermostatic traps.....	932
Valves, "Bob".....	931
<b>Flo-Control valves</b> .....	925
<b>FloMaster, Water Softeners</b> .....	518
<b>Floor</b>	
Diffuser.....	824-825
Drain.....	1203,1207,1312-1317
Flange, ABS.....	1203
Flange, Cast iron.....	1303
Flange, PVC.....	1207
Grille.....	824-825
Sinks.....	224-225
<b>Floor &amp; ceiling plates</b> .....	409
<b>Flow switch</b> .....	927
<b>Flow-Aide kit</b> .....	1933
<b>Floe</b>	
Dampers.....	816
Liner.....	809
<b>Fluidmaster closet repair</b> .....	413
<b>Flush</b>	
Lever.....	204,413
Valve Parts.....	352-356
Valves.....	204,337,350-351,353,355,356,413
<b>Flux</b>	
Tinning.....	1109
Solder.....	1108
<b>Foam tape</b> .....	647
<b>Folding rules</b> .....	1901
<b>Food Service fittings</b> .....	338
<b>Foot valves</b> .....	1617
<b>Forged steel fittings</b> .....	1030-1032
<b>Fountains, drinking</b> .....	226
<b>Frames, hack saw</b> .....	1902,1911
<b>Framing, metal</b> .....	1507
<b>Franklin Controls &amp; Motors</b> .....	1615
<b>Freezeless</b>	
Connector.....	1621
Wall Faucets/Hydrants.....	1419-1420
Yard hydrants.....	1622
<b>Friction rings (brass)</b> .....	414
<b>Fuel</b>	
Filler.....	654
Oil accessories.....	653-654
<b>Fujitsu Mini-Splits</b> .....	624-626

	PAGE
<b>Furnace</b>	
Cement .....	1932
Filters .....	642
Humidifiers .....	638-640
Pipe & fittings .....	809-820
<b>Furnaces</b>	
Electro Duct .....	712
Gas, Century .....	616-619
Gas, Ruud .....	601-605
Geothermal .....	724-725
Lifebreath, clean Air .....	635-636
<b>Fuses</b> .....	647
<b>Fusion bond pipe</b> .....	1001
<b>G</b>	
<b>Galvanized</b>	
Duct, warm air .....	815
Fittings, malleable .....	1006-1014
Fittings, warm air .....	812-818
Nipples .....	1015, 1016
Pipe, steel .....	1001, 1002
Pipe, warm air .....	815
Sheet steel .....	811
Tanks .....	1610
<b>Gap, Air</b> .....	415
<b>Garbage disposals</b> .....	222-223
<b>Garden</b>	
Hose & gaskets .....	1625
<b>Gas</b>	
Boilers .....	701, 703-709
Burner controls .....	906
Chimney & fittings .....	803-806
Cocks .....	1410, 1417
Connectors .....	1022
Controllers .....	906
Fittings, Con-Stab .....	1221
Fittings, Propress .....	1116
Furnaces .....	601-605, 613, 616-619
Line labels .....	906
Pipe, Yellow .....	1221
Pressure regulator .....	907-908
Pressure test kit .....	907
Spillage sensing switch .....	650
Torch & accessories .....	1925-1926
Valves .....	1410, 1417
Water Heaters .....	503-513
Water heater controls .....	515
<b>Gaskets</b>	
Closet .....	416
Flange .....	1041
Gauge glass .....	934
Manhole, handhole .....	1041
Ring .....	1041
Rubber rings .....	416
Ty-Seal .....	1305
<b>Gate valves</b> .....	420, 1402, 1405, 1414, 1416
<b>Gauge</b>	
Cocks .....	934
Glass .....	934
Rods .....	934
Siphon .....	934
<b>Gauges</b>	
Hydraulic .....	936
Oil tank .....	662
Pressure & Temperature .....	723, 936-938
Pressure & vacuum .....	648, 936, 937
Water .....	934
Water level .....	936
<b>Gel Gloss cleaner</b> .....	1918
<b>General Filters Humidifiers</b> .....	639
<b>General Wire Sewer cleaning equipment</b> .....	1924
<b>Geotextile fabric</b> .....	1713
<b>Geothermal</b>	
Heating Systems .....	724-726
Tubing & Fittings .....	1235
<b>Gerber</b>	
Bath drains .....	109
Faucets & Tub/Shower .....	310-311
Fixtures .....	209-213
<b>Globe fire sprinklers</b> .....	1626
<b>Globe valves</b> .....	1403, 1405, 1406, 1412, 1414
<b>Gloves</b> .....	1917
<b>Goldline drainage products</b> .....	1713
<b>Grab bars</b> .....	412

	PAGE
<b>Grease Interceptors</b> .....	1320
<b>Grille, warm air</b> .....	824-825
<b>Grohe</b> .....	324-325
<b>Grooved fittings</b> .....	1043-1048, 1118, 1132
<b>Ground joint waste conn.</b> .....	409
<b>Grundfos pumps</b> .....	917-918
<b>H</b>	
<b>HTH chlorine</b> .....	1616
<b>Hacksaw</b> .....	1902, 1907, 1911
<b>Hammer Arrestor</b> .....	517
<b>Hammers</b> .....	1909
<b>Hand</b>	
Cleaner .....	357, 1918
Showers .....	313-315, 321, 324, 332, 348
Towels .....	1918
<b>Handi-Plug</b> .....	411
<b>Hangers</b>	
Duct .....	822
Pipe and tube .....	1501-1510
Vent-Fast .....	804
<b>Heat cable</b> .....	1623
<b>Heat pump pad</b> .....	647
<b>Heat pumps</b> .....	608, 610, 622, 624-629, 725-726
<b>Heat recovery ventilator</b> .....	609, 635-636
<b>Heat shrink kit</b> .....	1614
<b>HeatStar unit heaters</b> .....	630
<b>Heat Exchangers</b> .....	913
<b>Heated Towel Racks</b> .....	711
<b>Heaters</b>	
Baseboard .....	715-717
Bathroom .....	643
Crank Case - Freezgard .....	654
Electric water .....	223, 501-502
Gas water .....	501, 503-513
Hydronic .....	718
Kick space .....	718
Plenum .....	635
Unit .....	631, 718
<b>Hercules Products</b> .....	1918, 1929, 1931, 1934
<b>Hex wrenches</b> .....	1901
<b>High water alarm</b> .....	1712
<b>Hilmor Tools</b> .....	1904-1906
<b>Hoffman Air Vents</b> .....	930
<b>Hole saws</b> .....	1908, 1913
<b>Honeywell Home (Resideo)</b> .....	507, 901-910, 921
<b>Honeywell Home Air Quality Products</b> .....	638, 640
<b>Honeywell/Braukmann heating components</b> .....	913
<b>Hooks</b>	
Wire pipe .....	1503
<b>Hose</b>	
Bibb .....	1417
End cap .....	1626
Garden .....	1625
Nipples .....	1626
Refrigeration .....	1906
Washers .....	1625
<b>Hospital fittings</b> .....	340
<b>Hot &amp; cold pipe &amp; fittings</b> .....	1217-1220
<b>Hot dams</b> .....	1109
<b>Hot water</b>	
Coils .....	610
Dispenser .....	223
Heaters .....	501-517
Maker .....	710
Tank .....	712
Thermometers .....	938
Vents .....	717, 925
<b>HTH Calcium chloride</b> .....	1616
<b>Humidifiers</b> .....	638-640
<b>Humidistat</b> .....	638
<b>Hunter sprinklers</b> .....	1624
<b>Hydrant tee</b> .....	1222
<b>Hydrants</b>	
Freezeless wall .....	1419-1420
Freezeless yard .....	1621
<b>Hydromatic pumps</b> .....	1701-1704
<b>Hydronic</b>	
Accessories .....	923-926
Chemicals .....	1933-1934
Controls .....	909-912
Heater, kick space .....	718

	PAGE
<b>I</b>	
<b>IBC Boilers, &amp; Accessories</b> .....	705
<b>IBC Interstor, Indirect Water Heaters</b> .....	708
<b>Ice Maker Accessories</b> .....	228
<b>IPS cements &amp; primers</b> .....	1203, 1219, 1231
<b>Immersion well</b> .....	909
<b>Impeller, B&amp;G</b> .....	917
<b>Indirect Water Heaters</b> .....	708-710
<b>Inflammable waste traps</b> .....	1316
<b>Infrared heating systems</b> .....	632-633
<b>Ingot lead</b> .....	1307
<b>Insert, fittings</b> .....	1222-1223
<b>In-Sink-Erator</b>	
Accessories .....	222-223
Disposals .....	222
Hot water dispensers .....	223
<b>Insulated</b>	
Fitting jacket .....	940
Flex Duct .....	821
Unions (dielectric) .....	516
<b>Insulation, pipe</b> .....	939
<b>Irrigation accessories</b> .....	1624-1626
<b>Irrigation pump</b> .....	1604
<b>Iron body valves</b> .....	1405, 1406, 1411
<b>J</b>	
<b>"J" bend</b> .....	407
<b>J-Hooks</b> .....	1503
<b>Jet pumps</b> .....	1601-1603
<b>John Guest Speedfit</b> .....	524, 1111
<b>Johni bolt</b> .....	414
<b>Johnson</b>	
Drive Points .....	1609
K Packers .....	1609
Monitoring Well Screens .....	1620
Nu-Well .....	1616
Well Screens .....	1609
<b>Joints, expansion</b> .....	927
<b>Joint sealer</b> .....	1929-1931
<b>Josam</b>	
Carriers .....	1315
Drains .....	1315-1316
Hydrants .....	1420
<b>K</b>	
<b>Key air valve</b> .....	717
<b>Kitchen sinks</b> .....	207, 217-221
<b>Knives</b>	
Duct .....	1906
Replacement Blades .....	1909, 1911
Utility .....	1904, 1911
<b>Kleen-Flu Lake strainer</b> .....	1625
<b>Knee Pads</b> .....	1917
<b>K-Packer</b> .....	1609
<b>"Kwik-Seal" tub &amp; tile caulk</b> .....	1929
<b>L</b>	
<b>Laars Boilers</b> .....	709
Commercial Water Heaters .....	512
<b>Laboratory Fittings</b> .....	341
<b>Lag screw</b> .....	1504
<b>Lane Vent Fast</b> .....	804
<b>Laundry</b>	
Faucets .....	309, 311, 319, 322, 333, 336
Tubs .....	224
<b>Lav Guard</b> .....	409
<b>Lavatories</b>	
Cast iron (Americast) .....	205
China .....	205-206, 213-215
<b>Lavatory</b>	
Faucets .....	305, 312, 316-317, 325-325,
.....	330, 334, 348, 352, 355-356
Supplies .....	401, 402, 404
Traps .....	405, 406, 407
<b>Lawler Mixing Valves</b> .....	349
<b>Lead</b>	
Ingot .....	1307
Sheet .....	1309

	PAGE
<b>Lead-Free</b> joint sealer.....	1929
<b>Leak</b> Detection Kits.....	507,650
<b>Leak</b> locator.....	649
<b>Leather</b>	
Cup.....	1619
Valve.....	1619
<b>Lenox</b> well seals.....	1619
<b>Lenox</b> tools.....	1910-1912
<b>LevelGuard</b> .....	1704
<b>Levels</b> .....	1909
<b>Liberty Pumps</b> .....	1706-1707
<b>Lifebreath</b> Equipment.....	635-636
<b>Lift</b> wires.....	413
<b>Light</b> Bulb.....	1917
<b>Light Stand LED</b> "Trueview".....	1907
<b>Line</b> sets.....	607,621,627,629
<b>Liquid</b>	
Level switches.....	1712
Wrench.....	1918
<b>Lochinvar</b>	
Boilers.....	703-704
Water Heaters.....	512,710
<b>Loose</b> key air valves.....	717
<b>Low</b> water cut-off.....	928-929
<b>Lubricant</b> .....	801,1303

## M

<b>Maass</b> Pitless adapters.....	1613
<b>Machine</b> , sewer cleaning.....	1919-1920,1924
<b>Macerating</b> Toilet System.....	216
<b>Malco</b>	
Drill screws.....	1512
Tools.....	1908-1909
<b>Malleable</b> fittings.....	1006-1014
<b>Manhole</b> Cover, Monitoring.....	1621
<b>Manifold</b>	
Radiant Heating.....	719-720,722-723
Refrigerant.....	1906
<b>Manometer</b> , water.....	1303
<b>Masonry</b> drills.....	1910
<b>Maxi-flo</b> check valve.....	1412
<b>Maxitrol</b> Pressure regulators.....	907
<b>McDonnell - Miller</b> safety devices.....	928-929
<b>MegaPress</b> Viega.....	1003-1005, 1130
<b>Merrill</b>	
Tank floats.....	1618
Tank tees.....	1611
<b>Metal</b> framing systems.....	1507
<b>Metalbestos</b> pipe & fittings.....	803-807
<b>Milwaukee</b> Power Tools.....	1210,1215,1907
<b>Milwaukee</b> valves.....	1402-1409
<b>Meter</b> , water & tailpieces.....	1805
<b>Midwest</b> check valves.....	1617
<b>Modular</b> boilers.....	708-709
<b>Moen</b>	
Sink Fittings.....	329
Lavatory Fittings.....	330
Tub and Shower Fittings.....	331-332
Valves.....	332
<b>Molasses</b> gate valve.....	1417
<b>Monitor</b>	
Lift pumps.....	1604
Manhole.....	1620
Pitless Adapters.....	1612-1613
<b>Monitoring</b> well accessories.....	1620
<b>Monoflo</b> fittings.....	924
<b>Moore, F.J.</b> Roof flashing.....	1309
<b>Mop</b> Basin.....	224-225
<b>Motor</b> , blower.....	653
<b>Motor</b> , submersible pump.....	1615
<b>Muds</b> , drilling.....	1616
<b>Mueller</b>	
Water service products.....	1802-1803
<b>Mustee</b> products.....	106, 224
<b>Myers</b> pumps.....	1603

## N

<b>Nailing</b> plates.....	1507
<b>Needle</b> valve.....	934
<b>Neutralizers</b> .....	711,713

<b>Neo Angle</b>	
Shower base.....	106
Shower doors.....	110
Shower module.....	103
<b>Niagara</b> closet combination.....	214
<b>Nipples</b>	
Chrome plated.....	1123
Hose.....	1626
PVC.....	1229
Rough brass.....	1122
Stainless Steel.....	1126,1128
Steel.....	1015-1020
<b>Niron</b>	
Electro fusion fittings.....	1239
Socket fusion pipe & fittings.....	1236-1238
Socket/Electro fusion tools.....	1240-1242
<b>Northern Heat Pumps &amp; Accessories</b> .....	725
<b>No-Hub</b> soil pipe & fittings.....	1301-1303
<b>Nokorode</b> paste flux.....	1109
<b>Nozzle</b> ,	
Oil burner.....	653
Rainbird sprinkler.....	1624
<b>Nut</b> drivers.....	1904,1908
<b>Nuts</b>	
Hex.....	1040
Lock, malleable iron.....	1012
<b>Nu-Calgon</b> .....	649
<b>NuTone</b> Central Vac Fittings.....	645
<b>Nu-Well</b> .....	1616
<b>Nyco "Calci-Solve"</b> .....	1934
<b>Nylon</b> Fittings.....	1223

## O

<b>Oakum</b> .....	1307
<b>Oil</b>	
Barrel faucet.....	1403
Boilers.....	702,708,712
Burner nozzles.....	653
Burners.....	653
Filters.....	654
Pump.....	653
Storage tanks.....	654
Tank gauges.....	654
Tank vent.....	654
Thread cutting.....	1921-1922
<b>Oilers</b> , Ridgid.....	1922
<b>Olson</b> Roof flashings.....	1309
<b>Olsonite</b> Toilet Seats.....	217-218
<b>Opella</b> Euro design strainer.....	410
<b>Outlet Boxes</b>	
Ice maker outlet box.....	228
Roof flashing.....	1309
Tub box.....	228
Washing machine outlet box.....	227
<b>Orion</b> chemical drainage system.....	1232-1233

## P

<b>P&amp;R Drive Couplings</b> .....	1620
<b>Packer</b> , well.....	1609,1612
<b>Packing</b>	
Sheet & Valve Stem.....	1041-1042
<b>Paddle</b> pumps.....	1604
<b>Paint</b> , PVC spray.....	819
<b>Pan</b> , Water heater.....	516
<b>Panning</b>	
Joist.....	813
Shower.....	1309
<b>Pedestal</b> lavatories.....	206,213
<b>Peerless</b> .....	322
<b>Perforated</b> hanger strapping.....	1502
<b>Personal</b> showers 301,302,310,312-315,323,324,348	
<b>Pet</b> cocks (air cocks).....	1417
<b>Pete's</b> plug.....	937
<b>pH</b> chemicals & test strips.....	1933
<b>Phillips</b> screwdriver.....	1904
<b>Pietro Fiorentini</b> Pressure regulators.....	908
<b>Pilot</b> tubing.....	906
<b>Pipe</b>	
ABS.....	1202
Air duct.....	815,818,819
Aluminum.....	809

<b>Black</b> steel.....	1001,1002
<b>Blacktite</b> .....	810
<b>Brass</b> .....	409
<b>Bracket</b> .....	817
<b>CPVC</b> pipe & fittings.....	1218-1220
<b>Copper</b> .....	1101
<b>Covering</b> .....	939-940
<b>Cutters</b> .....	1902-1907,1909,1911-1912
<b>Dies</b> .....	1921
<b>Dope</b> .....	1931
<b>Extractors</b> .....	1916
<b>Furnace</b> .....	810,812,815,818
<b>Fusion</b> bond.....	1001
<b>Galvanized</b> steel.....	1001
<b>Galvanized</b> warm air.....	815,818
<b>Hangers</b> .....	817,1502-1506-1510
<b>Hooks</b> .....	1502
<b>Hot &amp; cold</b> (CPVC) pipe & fittings.....	1218-1220
<b>Insulated</b> .....	1204,1713
<b>Insulation</b> .....	939
<b>Joint</b> compound.....	1929-1931
<b>Metalbestos</b> .....	803,805,807
<b>Niron</b> , socket fusion.....	1235-1237
<b>Orion</b> , chemical.....	1232-1233
<b>Plug</b> (Red Plastic).....	1002
<b>PVC</b> .....	1204,1208,1224,1226
<b>PVC</b> air duct.....	819
<b>PVC</b> pressure.....	1224,1226
<b>PVC</b> sewer.....	1204
<b>Polyethylene</b> .....	1219
<b>PP-RCT</b> Pipe & Fittings.....	1235-1237
<b>Red</b> brass.....	1121
<b>Repair</b> (Emergency).....	1625
<b>Sprinkler</b> .....	1625
<b>Southwark</b> .....	809,810,815,818
<b>Soil</b> .....	1301,1304
<b>Stainless</b> steel.....	1124,1125,1127,1129
<b>Steel</b> .....	1001,1002
<b>Strainers</b> .....	934
<b>Straps</b> .....	817,1502
<b>Supports</b> .....	1507-1510
<b>Threaders</b> .....	1922-1923
<b>Vises</b> .....	1902
<b>Well</b> .....	1620
<b>Wrenches</b> .....	1901,1904,1916,1923
<b>Yellow</b> Gas.....	1221
<b>PipeFast</b> Stapler and staples.....	1510
<b>Pitcher</b> pumps.....	1604
<b>Pitless</b> adapter.....	1612-1613
<b>Plastic</b>	
ABS pipe & fittings.....	1202-1203
CPVC pipe & fittings.....	1218-1220
Pipe 1202,1204,1208,1218,1220,1221,1224,1226	
Polyethylene pipe.....	1221
PVC pipe & fittings.....	1204-1208,1224-1230
PVC sewer pipe.....	1204-1208
Seal.....	1929-1930
Tubing Cutters.....	1902-1903,1905,1907
Waste.....	405,406
Well casing.....	1620
<b>Plenums</b> .....	814
<b>Plenum</b> heater.....	634
<b>Pliers</b> .....	1904,1916
<b>Plugs</b>	
Cleanout.....	1203,1206,1208,1302,1305,1307
Locking well.....	1621
Malleable.....	1012
Red Plastic.....	1002
Soil.....	1305
Test.....	1306-1307,1806
<b>Plumber's</b> Hot Dam.....	1109
Putty.....	1929
<b>Plunger</b> .....	414
<b>Pipe</b> Inspection, SeeSnake micro™.....	1919
<b>Point of use</b> Water Heaters.....	501-502, 505
<b>Points</b> , well.....	1609
<b>Poly</b> sump pail.....	1710-1711
<b>Polyethylene</b> pipe.....	1221
<b>Polymer</b> drilling system.....	1616
<b>Polypropylene</b> .....	801-802,1232-1237
<b>Power</b>	
Drive.....	1922
Tools.....	1907
Venter.....	650-651

<b>Pressure</b>	
Controls, square D.....	1617
Gauge.....	723,937
Pipe.....	1224,1226
Reducing valves.....	925
Regulators.....	907-908
Relief valves.....	417,925
Snubber.....	937
Switch.....	1617
Tanks.....	1610
<b>Pro-Fit Quick Connect Fittings</b> .....	1117
<b>Pro-Poxy</b> .....	1929
<b>ProPress</b> copper fitting system.....	1113-1117
<b>ProPress</b> Valves.....	1116
<b>Pro-Vent</b> .....	415
<b>Pump</b>	
Cable & Control Boxes, Motors.....	1614
Controls, square D.....	1617
Cylinder.....	1618
Oil.....	653
Rods.....	1619
Stand.....	1610
Start kit relay.....	1625
Vacuum.....	648,1906
<b>Pumps</b>	
Battery back-up sump.....	1704,1709
Boiler.....	935
Booster.....	914-916,919-920,1604
Centrifugal.....	1603-1604
Condensation.....	634,652,935
Fuel.....	653
Hand.....	1604
Irrigation.....	1604
Jet.....	1601-1603
Paddle.....	1604
Pedestal.....	1704
Pitcher.....	1604
Recirculating.....	914, 917-920
Sewage.....	1702-1703,1705-1709
Sprinkling.....	1604
Submersible.....	1605-1608
Sump.....	1701-1709
Test.....	1306-1307
<b>Purge</b> valve.....	924
<b>Putty</b> .....	1929
<b>PVC</b>	
Cements & Primers.....	1231
Condensate tube & Ftgs.....	652
DWV pipe.....	1204
Fittings.....	1204-1208,1224-1230
Pressure.....	1224,1226
Washing machine box.....	227

## Q

<b>QM Drain Shower Drains</b> .....	107
<b>Quick-Foam</b> .....	1616
<b>QuickFitting</b> Sharkbite/CopperLOC.....	1110-1111

## R

<b>Radiant heating</b> .....	711,714-723
<b>Radiation</b> , baseboard.....	715,717
<b>Radiator</b>	
Traps.....	932
Valves.....	932-933
<b>Radiators</b> , cast iron.....	717
<b>Radon Fans &amp; Parts</b> .....	646
<b>Rags</b> .....	1918
<b>Rainbird</b> Sprinkling equipment.....	1624-1625
<b>RauPex</b> tubing and fittings.....	719-722,1209-1211
<b>Rawl</b> bolts & anchors.....	1511
<b>Ray</b> pressure snubbers.....	937
<b>Reamers</b> .....	1921
<b>Receptors</b> , shower.....	106
<b>Reciprocating</b> blades.....	1911-1912
<b>Recirculating</b> pumps.....	914,917-920
<b>Rectorseal</b> .....	1117,1910,1931
<b>Red Brass</b> pipe & fittings.....	1121-1122,1222
<b>Red Flint Sand</b> .....	1620
<b>Reed</b> cutters.....	1903
<b>Reemay</b> geotextile fabric.....	1713
<b>Refrigerant</b> R-22, R-410A.....	648-649

<b>Refrigeration</b>	
Components/Tools.....	647-648,1906,1927
Hoses.....	1906
Oil.....	648-649
Press Fittings.....	1117
<b>Registers</b>	
Shoemaker.....	824-825
<b>Regulators</b> , temperature.....	935
<b>Rehau</b>	
Crimp fitting system.....	1217
Pex tubing & fittings.....	719-722,1209-1211
Power Tools & Kits.....	1211
<b>Relays</b> .....	906,909-910
<b>Relief</b> valves,	
Heating.....	924
Water heater.....	516
Well.....	1611
<b>Rems</b> power tool accessories.....	1923
<b>Repair</b> , faucets	
Bradley Washfountain & shower.....	357
Chicago Faucet.....	344-347
Delta.....	320
Sloan.....	352-354
<b>Reznor</b> .....	631,633,718
<b>Rhomer Water</b> .....	1933
<b>Ridgid</b>	
ProPress copper fitting Tools.....	1112
Tools.....	1901-1903,1919-1922
Viega MegaPress Jaws & Tools.....	1003
<b>Ring</b> , friction.....	416
<b>Ring</b> gaskets.....	1041
<b>Rinse</b> Quick head.....	415
<b>Ritchie</b> Engineering.....	648,907
<b>Rivets</b> .....	1512
<b>Road</b> fabric.....	1713
<b>Robert Mfg.</b> float valves.....	931
<b>Rods</b>	
Curtain.....	411
Hanger.....	1504
Pump.....	1619
<b>Rod</b> , coupling.....	1620
<b>Roof</b>	
Cement.....	1929
Drains.....	1315-1317
Flashings.....	802,1309
<b>Roof top H &amp; C units</b> .....	611-612
<b>Rough</b> brass.....	1121-1122
<b>Rubber</b> gasket.....	416
<b>Rules</b> , measuring.....	1901,1909
<b>Rusco</b> Sediment Filter.....	524
<b>Ruud</b> .....	511,513,601-612,904

## S

<b>S-Traps</b> .....	407
<b>Saddle valve</b> , self-tapping.....	640
<b>Saddles</b>	
PVC air duct.....	819,820
<b>Safety</b> valves.....	935
<b>Safety Glasses</b> .....	1917
<b>Sairset</b> bonding mortar.....	654
<b>Samsung HVAC</b> .....	627-629
<b>Sand</b> cloth.....	1108
<b>Sanitary</b> well seal.....	1619
<b>Santeen</b> bowl cleaner.....	1934
<b>Saw</b> blades.....	1911-1912
<b>Saws</b> , hand.....	1902,1911
<b>Screens</b>	
Lake.....	1625
Monitoring.....	1620
Vent.....	651,802
Well.....	1609
<b>Screwdrivers</b> .....	1904,1907,1908
<b>Screws</b>	
Cap.....	1040
Drill.....	1512
Sheet metal.....	1512
"Speedy".....	1512
Wood.....	1512
<b>Seal</b>	
Boiler.....	1933
Silicone.....	1929

<b>Seamer</b> , hand.....	1906
<b>Seats</b> , closet.....	216-218
<b>Security Camera</b> , Lyric C1 WiFi.....	901
<b>SeeSnake micro™</b> , Pipe Inspection.....	1919
<b>Self-tapping</b> saddle valve.....	640
<b>Sensor</b> , Faucet.....	317,334,352,355-356
Flush Valve.....	350-351,353,356
<b>Septic</b>	
tanks.....	1713
Treatment.....	1934
Vent cap.....	1619
<b>Service</b>	
Boxes.....	1804
Sinks.....	207
Sink Faucets.....	319,329,336,338
Wrenches.....	1904
<b>Sewage</b>	
Pumps.....	1702-1709
Tanks.....	1710-1711
<b>Sewer</b>	
Cleaner.....	1934
Cleaning equipment.....	1919-1920,1924
Fittings.....	1208
Pipe.....	1208
<b>SharkBite</b> Fittings, Pipe & Hoses.....	1110,1217
<b>Sheet</b>	
Lead.....	1309
Metal screws.....	1510
Metal fittings.....	809-810,812-818
Packing.....	1041
Panning.....	813
<b>Sheet Metal</b>	
Aluminum.....	811
Galvanized.....	811
Stainless steel.....	811
Tools.....	1906
<b>Shoemaker</b> registers and grilles.....	824-825
<b>Shoe Covers</b> .....	1917
<b>Shower</b>	
Arms.....	302,321
Bases.....	106
Cabinets.....	106
Curtain pins.....	411
Curtain rod.....	411
Drains.....	107
Doors.....	110
Economy.....	333
Fittings.....	301-303,310,312-315
.....	321,323-324,331-333,348
Floors.....	106
Hand.....	313-315,321,324,332,348
Heads.....	302,313,321
Mixing valves.....	301,303,310,312,323-324,332,349
Modules.....	102
Panning.....	1309
Receptors.....	106
Stalls.....	103-106
Walls.....	104,107
<b>Shrink</b> kit.....	1614
<b>Shurtape</b> Duct, Foil, Film, & SPVC tape.....	828
<b>Silicone</b> sealants.....	1929
<b>Sill</b> faucets (inside).....	339
<b>Sillcocks</b> .....	1417, 1419-1420
<b>Simer</b> paddle pumps.....	1604
<b>Simmons</b>	
Check & foot valves.....	1617
Well caps.....	1619
<b>Sink</b>	
Faucets.....	307-308,313,318-319,322,329,335,342
Strainers.....	410
Traps.....	405,406-407
Wastes.....	405,406-408
<b>Sinks</b>	
American Standard Lavatories.....	205-207
Americast.....	207
Bar.....	219-221
Cast Iron.....	207
Laundry.....	224
Service.....	208
Stainless steel.....	219-221
<b>Siphon</b> , steam gauge.....	934
<b>Skuttle</b> replacement parts.....	640
<b>Sleeve</b> clips.....	1505
<b>Slip</b> joint fittings.....	406



	PAGE
<b>Sloan</b>	
Fixtures .....	214
Flush Valves .....	350-353
Parts .....	352-354
Showerhead .....	411
<b>Snakes</b> .....	1919-1920,1924
<b>Sniffer Valve</b> .....	1611
<b>Snips, tin</b> .....	1909
<b>Snow-Melting controls</b> .....	912
<b>Snowvent - Southwark</b> .....	812
<b>Snubbers, pressure</b> .....	937
<b>Socket weld fittings</b> .....	1032
<b>Softeners, water</b> .....	518-521
<b>Soil pipe</b>	
Hubbed pipe & fittings .....	1304-1305
No-Hub pipe & fittings .....	1301-1303
<b>Solder, fittings, copper</b> .....	1102-1105
<b>Solder flux</b> .....	1109
<b>Solders</b> .....	1108
<b>Solenoid valves</b> .....	1416-1416
<b>Solvents &amp; Cements</b> .....	1203,1219,1231
<b>Soot destroyer</b> .....	1932
<b>Southwark Sheet metal pipe &amp; Fittings</b> .....	809-818
<b>SpeedFit fittings</b> .....	1111
<b>Splice plate (S/F)</b> .....	715
<b>Splice supplies</b> .....	1614
<b>Sponge rubber gasket</b> .....	416
<b>Spouts Tub</b> .....	320
<b>Sprayhead &amp; hose</b> .....	415
<b>Spring check valves</b> .....	1412
<b>Sprinkler accessories</b> .....	1624-1626
<b>Sprinkler, fire</b> .....	1626
<b>Spud, closet &amp; urinal</b> .....	414
<b>Square D switchers</b> .....	1617
<b>Stainless steel</b>	
Clamps .....	1223
Fittings .....	1124-1132
Nipples .....	1126,1128
Pipe .....	1124,1125,1127,1129
Sheets .....	811
Sink .....	219-221
Tubing, Tylok CBC Loc Fittings .....	1131
Vent pipe .....	807
Wall plate .....	1312
Well points .....	1609
<b>Sta-kon cable connectors</b> .....	1614
<b>Sta-Brite low temp solder</b> .....	1108
<b>Stand, pipe</b> .....	1922
<b>StaRite Pumps</b> .....	1601-1602,1605-1606,1709
<b>Steam</b>	
Accessories .....	931-935
Boilers .....	703
Cocks .....	1410,1417
Humidifier .....	637,639
Radiator valves .....	932
Specialties .....	1048
Vents .....	930
Unit heaters .....	718
Traps .....	932
<b>Steel</b>	
Nipples .....	1015-1020
Pipe .....	1001,1002
Sheets .....	811
<b>Stick Sealant</b> .....	1929
<b>Stiebel Eltron Electric Water Heaters</b> .....	502
<b>Stops, Corporation and Curb</b> .....	1803
<b>Stopper and flange (sink)</b> .....	223
<b>Storage tanks,</b>	
Water .....	511-512,1610
Oil .....	654
<b>Stove bolts</b> .....	1512
<b>Strainers</b>	
Floor drains .....	1312-1317
Pipe (Y-type) .....	934
Shower .....	107
Sink .....	410
<b>Strap</b>	
Rubber Tie-Downs .....	1917
Wrenches .....	1901,1923
<b>Strap, perforated hanger</b> .....	1502
<b>Strataflo check &amp; foot valves</b> .....	1617
<b>STI Firestop Systems</b> .....	1930
<b>Stud bolts</b> .....	1040

	PAGE
<b>Submersible,</b>	
Cable .....	1614
Motors .....	1615
Pitless units .....	1612,1613
Pumps .....	1605-1608
<b>Sump</b>	
Basin .....	1710-1711
Check Valves .....	1710-1711
Pail .....	1710-1711
Pit & cover .....	1710-1711
Pumps .....	1701-1709
Switches .....	1712
<b>Sundstrand Fuel pumps</b> .....	653
<b>Supplies</b>	
Closet .....	403
Lavatory .....	401,402,404
<b>Swan</b>	
Bathtub .....	107
Mop basins .....	224
Shower bases .....	106
Sinks .....	224
Tubwalls .....	107
<b>Sweat Fittings</b> .....	1102-1105
<b>Swing check valve</b> .....	1406,1412
<b>Swiss Pacific Pumps</b> .....	1608
<b>Switch</b>	
Float .....	929,1617,1712
Square D .....	1618
Sump pump .....	1709,1712
<b>Symmons Faucets</b> .....	348
<b>T</b>	
<b>Taco circulator pump</b> .....	914
Hy-Vent .....	926
Water control accessories .....	507
Zone valves .....	921-922
<b>Tailpieces</b> .....	406,408
Meter .....	1805
<b>Tank</b>	
Buffer .....	725
Bushing .....	654
Cross .....	1611
Float .....	414
Gauge, oil .....	654
Tees .....	1611
<b>Tankless Water Heaters</b> .....	501-502
<b>Tanks</b>	
Closet .....	201-204,201-214
Compression .....	924
Expansion .....	924
Gas, Propane or Mapp .....	1925
In-Well .....	1613
Oil storage .....	654
Pressure .....	1610
Propane, Mapp gas .....	1925
Septic .....	1713
Sump .....	1710-1711
Wel-Flo .....	1610
Well-X-Trol .....	1610
<b>Tank to bowl gasket</b> .....	414,416
<b>Tape</b>	
Duct .....	828
Electrical .....	1614
Foam .....	647
Measuring .....	1901,1909
Pipe thread seal .....	1929
Repair .....	1929
Sewer cleaning .....	1920
<b>Teflon tape</b> .....	1929
<b>Tekmar controls</b> .....	513,910-912
<b>Temperature regulator</b> .....	935
<b>Tempering valve, water</b> .....	517
<b>Test Plugs &amp; balls</b> .....	1306-1307,1806
<b>Test Caps</b> .....	1206
<b>Test Instruments</b> .....	1919,1927-1928
<b>Test Kit, gas pressure</b> .....	907
<b>Test Pumps</b> .....	1306-1307
<b>Tetco geothermal</b> .....	725
<b>Thermocouples</b> .....	906
<b>Thermaline Unit</b> .....	1622
<b>Thermometers</b> .....	937-938
<b>Thermo-Pan</b> .....	818

	PAGE
<b>Thermostat</b>	
Radiator valve .....	922
Wire .....	628,652
<b>Thermostatic</b>	
Mixing Valves .....	349,712
Traps .....	933
<b>Thermostats</b>	
Accessories, RedLINK .....	903
Floor .....	901
Line Voltage .....	904
Mercury Free .....	903
Ruud .....	904
Wi-Fi .....	901
Wireless & Wireless Remotes .....	902
<b>Thin wall turned coupling</b> .....	1620
<b>Thread seal</b>	
Compound .....	1929-1931
Tape .....	1929
<b>Threaded rods</b> .....	1504
<b>Threaders</b> .....	1922-1923
<b>Threading</b>	
Charge for .....	1002
Oil .....	1921
<b>Thread-O-Let</b> .....	1033
<b>Thrill drain cleaner</b> .....	1934
<b>Thrush purge valves</b> .....	924
<b>Thum-Gum</b> .....	648
<b>Tie-Down Straps</b> .....	1917
<b>Ties, duct</b> .....	822
<b>Tinning flux</b> .....	1109
<b>Tin snips</b> .....	1909
<b>Tjerlund products</b> .....	651
<b>Toggle bolt</b> .....	1511
<b>Toilet paper holders</b> .....	412
<b>Toilet Seats</b> .....	216-218
<b>Tool Bags/Totes</b> .....	1917,1906
<b>Topp Tanks</b> .....	1711
<b>Torches, gas</b> .....	1925-1926
<b>Torque arrestors</b> .....	1618
<b>Torque wrench</b> .....	1303
<b>TOTO fixtures &amp; fittings</b> .....	216,355
<b>Top Product Innovations Air Purifiers</b> .....	641
<b>TOPP Tanks &amp; Accessories</b> .....	1710-1711
<b>Towel bars</b> .....	412,711
<b>Towels</b> .....	1918
<b>Transformers</b> .....	653,905
<b>Trap</b>	
Float & thermostat .....	932
Lavatory .....	405,406,407
Primer valve .....	1314
Radiator .....	932
<b>Trays, laundry</b> .....	224
<b>T-Shot Nailing tool (S/F)</b> .....	715
<b>Tub</b>	
Box .....	228
Doors .....	110
Filler .....	303,315,320,322,332
Modules .....	101-102,104-105,111,107
Sealants .....	1929
Spouts .....	320
Walls .....	107
<b>Tube</b>	
Benders .....	1905,1923
Cutters .....	1213,1902-1903,1905,1907
<b>"Tube-gard"</b> .....	1507
<b>Tubing</b>	
Aluminum pilot .....	906
Brass .....	409
Copper .....	1101
Cutters .....	1213,1902-1903,1905,1907
EvoPEX .....	1217
Geothermal .....	1235
Plastic .....	1209,1213,1217,1221
Refrigeration .....	1101
Stainless Steel .....	1127
<b>Turret, single</b> .....	341
<b>Tylok fittings</b> .....	1131
<b>Ty-Seal gasket</b> .....	1305
<b>U</b>	
<b>UEI test instruments</b> .....	1927-1928
<b>Ultra-Fin Radiant Floor Heating</b> .....	719, 722
<b>Ultravation Air Sytems</b> .....	641

**Unico** A/C system..... 633  
**Union**, dielectric..... 516  
**Union Brass** fittings..... 333  
**Unit** heaters..... 630-631,718  
**Urinal** Flush valve ..... 337,350-353,356  
**Urinals** ..... 208,213-215  
 Urinal Strainers ..... 208  
**Utica Boilers** ..... 701

V

**Vacuum**  
 Breakers..... 339,355,417, 930  
 Gauge ..... 936  
 Pump ..... 648,1906  
 Relief valve..... 932

**Valve**  
 Boxes..... 1624  
 Leathers..... 1618  
 Stem packing..... 1041-1042

**Valves**  
 A.W.W.A. gate ..... 1803  
 Actuators ..... 1413  
 Air ..... 930,1416,1611  
 Ball ..... 1116,1408,1410-1412,1414,1417  
 Backwater..... 1207,1312,1315  
 Bob float ..... 931  
 Bubbler ..... 225-226  
 Butterfly ..... 1406,1411,1414  
 Cast steel..... 1406  
 Check..... 1047,1404-1406,1412,1414,1416  
     ..... 1417,1803  
 Check (Well)..... 1616  
 Closet flush..... 203,413  
 Coin air ..... 717  
 Diverter ..... 312  
 Duel unit..... 924  
 Duo-Cloz..... 227  
 Flared oil ..... 1417  
 Float..... 931  
 Flo control..... 924  
 Flush ..... 204,337,350-353,355,356,413  
 Foot..... 1616  
 Gas ..... 906,907,1416,1417  
 Gate ..... 1402,1405,1414,1416,1803  
 Globe ..... 1403,1405,1406,1412,1414  
 Isolation ..... 914,916,923  
 Key air ..... 717  
 Maxi-flo check..... 1405  
 Meter plug..... 1417  
 Mixing ..... 349  
 Moen..... 332  
 Molasses gate..... 1417  
 Navien & Tankless Water Heaters..... 501  
 Needle..... 934,1417  
 Pressure reducing..... 417,925  
 Pressure relief..... 925,935  
 ProPress ..... 1116  
 Purge ..... 923  
 PVC..... 1230  
 Radiator - Hot Water..... 931  
 Radiator - Steam ..... 932  
 Relief ..... 516,924,932  
 Safety..... 935  
 Self-tapping saddle ..... 640  
 Sloan flush ..... 350-353  
 Snifter ..... 1611  
 Solenoid..... 1416  
 Spary ..... 338  
 Sprinkler..... 1624  
 Steam ..... 1048  
 Sump pump check ..... 1710-1711  
 Swing check ..... 1406,1412  
 Tempering ..... 517  
 Thermostatic Mixing ..... 712  
 Trap Primer Valve..... 1314  
 Venting..... 717,925,930  
 Washing machine ..... 227  
 Water heater relief..... 516  
 Zone..... 918  
**Vent Damper**, Effikal..... 712  
 Screen..... 651  
**Vent-fast** ..... 804  
**Venter**, Field..... 650  
**Ventilating** fans..... 643-644

**Vents**  
 Air ..... 925,930  
 Automatic plumbing ..... 415  
 Centotherm Sytems..... 801-802  
 Dryer/Roof ..... 644  
 Oil tank ..... 654  
 Stainless steel..... 807  
**Victaulic** ..... 1043-1048,1118,1132  
**Viega** Tubing & Fittings ..... 723, 1213-1216  
 MegaPress..... 1003-1005,1130  
 Progress..... 1106,1113-1116,1129  
**Vinyl** tubing..... 652  
**Vises** ..... 1902

W

**Wall**  
 Faucets/Hydrants ..... 1419-1420  
 Heater ..... 643,718  
 Mount, sink faucet ..... 335,336,338,340  
 Plate, SS ..... 1312  
 Surround ..... 107  
**WardFlex** corrugated SS tubing ..... 1021-1022  
**Warm** air controls..... 906  
**Warm Rain** ..... 102-104  
**Warmup** heat cables and accessories..... 1623  
**Wash** Fountain & parts ..... 357-358  
**Washers**  
 Hose ..... 1625  
 Rubber ..... 416  
 Steel..... 1040  
**Washing Machine**  
 Hose ..... 227  
 Outlet box ..... 227  
 Pans ..... 227  
 Valve ..... 227  
**Waste**  
 Continuous ..... 406  
 Traps ..... 1320  
**Waste & Overflow**..... 108,109  
**Watco** Flexible waste & overflow ..... 108  
**Water**  
 Closets..... 201-204,209-214  
 Conditioner ..... 518-521  
 Conditioner chemicals..... 518  
 Coolers ..... 226  
 Detectors ..... 901  
 Feeders ..... 928,929  
 Filters ..... 521-523  
 Fountain ..... 226  
 Gauges ..... 934  
 Hammer arrestor..... 517  
 Heaters, electric..... 223,502  
 Heaters, gas..... 501-513  
 Heater, pans..... 516  
 Heater, parts & accessories..... 514-517  
 Hydrants/Faucets ..... 1419-1420,1621-1622  
 Leak Detection Kits..... 507  
 Level cont. (Well) ..... 1617  
 Level indicator ..... 1611  
 Manometer ..... 1303  
 Meter..... 1805  
 Pressure regulator..... 514-516  
 Relief valve..... 516  
 Service fitting ..... 1802,1803  
 Softeners ..... 518-521  
 Storage tanks ..... 511,1610  
 Tempering valve ..... 514-516  
**Water Heater**  
 Conversion kits ..... 510  
 Electric ..... 502,513  
 Gas ..... 501,503-513  
 Indirect..... 708-710  
 Pans & Stands ..... 516,517  
 Parts & accessories ..... 514-517  
 Tankless..... 501  
**Watts**  
 Backflow preventers ..... 417-418  
 Drains and Carriers ..... 1317  
 Pre-Sloped Poly Trench Drains..... 1318-1319  
 Repair Kits ..... 419  
 Tempering Valves..... 516  
 Valves ..... 1408  
 Water Filtration Products ..... 523

**WeatherKing** Furnaces & Condensing Units..... 613  
**Webtrol Pumps** ..... 1608  
**Webstone Isolator Valves** ..... 923  
**Wedge-it** ..... 414  
**Welding** fittings..... 1032-1036  
**Weld-O-Lets** ..... 1033  
**Wel-Flo** Pressure tanks..... 1610  
**Weiss**  
 Gauges ..... 936,937  
 Thermometers ..... 937,938  
**Well**  
 Caps ..... 1613,1618  
 Casing..... 1620  
 Casing clamps ..... 1223  
 Chemicals ..... 1615  
 Cylinder..... 1618  
 Plug, locking ..... 1621  
 Points..... 1609  
 Screens..... 1609  
 Seals ..... 1618  
 Steel pipe..... 1002,1620  
 Treatment..... 1615  
 Valves ..... 1616  
**Well-X-Trol** tanks ..... 1610  
**Wheels**, pipe cutter..... 1903  
**Wheeler** Inflammable waste trap ..... 1320  
**Whirlpools** ..... 109,112  
**Whitewater** pitless adapter..... 1613  
**Willow** Manifolds ..... 719  
**Wilo** Pumps ..... 919-920,1608  
**Winter** Watchman ..... 904  
**Wire** solders ..... 1108  
**Wire**  
 Brush ..... 1917  
 Strippers ..... 1904  
 Submersible pump ..... 1614  
 Thermostat..... 628,652  
 Underground ..... 1614  
 Yellow Gas Pipe..... 1221  
**Wood** screws ..... 1512  
**Woodford**  
 Thermaline ..... 1622  
 Wall Faucets ..... 1419  
 Wall hydrants..... 1420  
 Yard hydrants..... 1621-1622  
**Wrenches**  
 Adjustable & Pipe ..... 1901  
 Basin..... 1901,1916  
 Chain..... 1901  
 Digital, adjustable torque..... 1906  
 Internal Pipe..... 1916  
 P.O. Plug ..... 1916  
 Radiator Nipple..... 1916  
 Socket..... 1916  
 Spud ..... 1916  
 Strainer Lock Nut ..... 1901,1923  
 Strap ..... 1901,1923

X

**X-pando**, sealant..... 1931

Y

**Yard** hydrants..... 1620,1621  
**Yellow** gas pipe..... 1221

Z

**Z-Flex** Z-Vent ..... 807  
**Zimlet** ..... 501,511,924  
**Zoeller** Pumps ..... 1705-1706  
**Zone** control valve..... 918  
**Zone** valves  
 Caleffi..... 921  
 Danfoss..... 922  
 Honeywell Home (Resideo)..... 921  
 Steam ..... 921  
 Taco ..... 909,921  
 Viega ..... 723  
**Zoning** Panels..... 827  
**Zurn** EZ PVC Floor Drains..... 1312

## Americast®

Americast consists of porcelain on metal with a molded-on composite backing with the structural strength of cast iron. Extremely light-weight (half the weight of cast iron), Americast engineered material is easy to install and practical for structural engineers when planning multiple-unit housing facilities.



### Cambridge Integral Apron Tub

- Durable Americast is lighter than cast iron, easier to handle
- Soothing 14 in. depth for soaking comfort
- Excellent heat retention qualities keeps bath water warmer longer
- StanSure slip-resistant textured tub floor surface is easy to clean
- Durable, non-porous, glossy porcelain enamel finish is scratch resistant, easy to clean and retains luster
- Formed steel center layer is strong and stable
- Americast backing insulates the tub for a quieter showering experience
- Integral apron front and integral tile flange
- Padded carrying bars and leveling grid for easy installation
- 14 in. soaking depth (2 in. more with deep soak drain)
- Recommended universal brass drain or Deep Soak drain sold separately
- 60" Length x 32" Width x 17<sup>3</sup>/<sub>8</sub>" Depth

COLOR	STOCK NO	EACH
<b>2460.002 Left Hand Plumbing</b>		
White	AS2460002020	1314.96
Linen	AS2460002222	1641.70
<b>2461.002 Right Hand Plumbing</b>		
White	AS2461002020	1314.96
Linen	AS2461002222	1641.70

*American Standard*



### Princeton Integral Apron Tub

- Americast® Brand Engineered Material
- Glossy porcelain finish
- Recessed bath with integral apron and tiling flange
- Integral lumbar support
- Beveled headrest
- Full slip-resistant surface
- End drain outlet
- New integral base
- 60" Length x 30" Width x 14" Depth

COLOR	STOCK NO	EACH
<b>2390.202 Left Hand Plumbing</b>		
White	AS2390202020	537.20
Bone	AS2390202021	586.00
Linen	AS2390202222	586.00
<b>2391.202 Right Hand Plumbing</b>		
White	AS2391202020	537.20
Bone	AS2391202021	586.00
Linen	AS2391202222	586.00

(17)

### Universal Tile Bead Kit

STOCK NO	EACH
AS751755100	79.99

# Warm Rain Tub & Showers <sup>(15)</sup>

warmrain.com



## Gel-Coat Soaking Tub

Unit Outside Dimension: 59.5" x 33.5" x 19.25"  
 Inside tub Dimension:  
 • Top of well: 55" x 20"  
 • Bottom of well: 44" x 15" in seating area  
 Apron Height: 18"

MODEL	STOCK NO	EACH
<b>WR 610 Right Hand Plumbing</b>		
White .....	WR610WH	704.70
<b>WR 611 Left Hand Plumbing</b>		
White .....	WR611WH	704.70



## Front Fit Gel-Coat Tub/Shower

**3-Piece**  
 Tub Dimensions: 60" x 30" x 79"  
 Inside Tub Dimensions:  
 • Top of Well: 52" x 21 1/2"  
 • Bottom of Well: 45" x 19"  
 Door Opening: 56.5" x 62.25"  
 Apron Height: 15.5"

MODEL	STOCK NO	EACH
<b>WR 330 FF Right Hand Plumbing</b>		
White .....	WR330FFWH	1769.58
<b>WR 331 FF Left Hand Plumbing</b>		
White .....	WR331FFWH	1769.58



## Gel-Coat Tub/Shower

**1-Piece**  
 Extra spacious shelving. Acrylic grab bar  
 Tub Dimensions: 60" x 32.5" x 76"  
 Inside Tub Dimensions:  
 • Top of Well: 53" x 22"  
 • Bottom of Well: 44" x 19"  
 Door Opening: 52" x 58.75"  
 Apron Height: 15.5"

COLOR	STOCK NO	EACH
<b>WR 544 Right Hand Plumbing</b>		
White .....	WR544WH	1111.86
Linen .....	WR544LI	1111.86
<b>WR 545 Left Hand Plumbing</b>		
White .....	WR545WH	1111.86
Linen .....	WR545LI	1111.86



## Gel-Coat Tub/Shower

**1-Piece**  
 Acrylic grab bar  
 Unit Dimensions: 60" x 36" x 76.5"  
 Inside Tub Dimensions:  
 • Top of Well: 53" x 25"  
 • Bottom of Well: 44" x 22"  
 Door Opening: 51.75" x 55"  
 Apron Height: 20"

COLOR	STOCK NO	EACH
<b>WR 544-D Right Hand Plumbing</b>		
White .....	WR544DWH	1597.32
<b>WR 545-D Left Hand Plumbing</b>		
White .....	WR545DWH	1597.32



## Front Fit Gel-Coat Remodeling Tub/Shower

**3-Piece**  
 Unit Dimensions: 60" x 33" x 75.5"  
 Inside Tub Dimensions:  
 • Top of Well: 53" x 22 1/2"  
 • Bottom of Well: 44" x 19"  
 Door Opening: 51.75" x 58.75"  
 Front Apron Height: 15.5"

COLOR	STOCK NO	EACH
<b>WR 744-FF Right Hand Plumbing</b>		
White .....	WR744WH	1855.71
<b>WR 745-FF Left Hand Plumbing</b>		
White .....	WR745WH	1855.71

## ADA-Compliant Showers



### ADA-Compliant Transfer Shower

Transfer shower with Inside Dimensions: 36" x 36" as measured at the centerline of the shower in accordance with ADA guidelines.  
 Unit Outside Dimensions: 40" x 40" x 77.5"  
 Inside Dimension: 36" x 36" measured at centerline of unit

COLOR	STOCK NO	EACH
<b>WR-3636 B MN Right Seat, Center Drain</b>		
White .....	WR3636BMNRWH	3323.84
<b>WR-3636 B MN Left Seat, Center Drain</b>		
White .....	WR3636BMNLWH	3323.84



### ADA-Compliant Transfer Shower

Roll-in shower with an Inside Dimensions: 60" x 30" as measured at the centerline of the shower in accordance with ADA guidelines.  
 Unit Outside Dimensions: 64" x 33.5" x 77.5"  
 Inside Dimension: 60" x 30" measured at centerline of unit

COLOR	STOCK NO	EACH
<b>WR-6030-B-MN Right Seat, Center Drain</b>		
White .....	WR6030BMNRWH	3637.04
<b>WR-6030-B-MN Left Seat, Center Drain</b>		
White .....	WR6030BMNLWH	3637.04

# Warm Rain Showers (15)

warmrain.com



## Gel-Coat Shower Neo-Angle

### 1-Piece

Unit Dimensions: 39" x 39" x 83"  
 Door Opening: 16.75" x 24.75" x 16.75"  
 Inside Shower Dimensions: 45" x 30"  
 Finish: Gelcoat

COLOR	STOCK NO	EACH
<b>WR 490 1-Piece</b>		
White	WR490WH	1084.46
<b>WR 492 2-Piece, Base and Wall Separate</b>		
White	WR492WH	1583.62



## Gel-Coat Shower

### 1-Piece

Extra Roomy 48" shower with NO seat, Twin Corner Shelves  
 Unit Dimensions: 48" x 36" x 81.5"  
 Door Opening: 45.25" x 73.25"  
 Inside Dam Height: 3"  
 Finish: Gelcoat

COLOR	STOCK NO	EACH
<b>WR 480</b>		
White	WR480WH	1338.93



## Front Fit Remodeling Shower

Low 3" Front outside threshold for easy step over, Large Contoured seat, Twin Corner shelves  
 Unit Dimensions: 60" x 30" x 80.5"  
 Door Opening: 56.5" x 76"  
 Inside Shower Dimensions: 56.5" x 24"  
 Finish: Gelcoat

COLOR	STOCK NO	EACH
<b>WH 530-FF Left Seat, Right Drain</b>		
White	WR530FFWH	1769.58
<b>WH 531-FF Right Seat, Left Drain</b>		
White	WR531FFWH	1769.58



## Gel-Coat Shower

### 1-Piece

Largest contoured seat in its class, Extra height (79") for comfort and safety (keeps water in the shower and off the floor), Corner shelf for shampoos, soaps and accessories  
 Unit Dimensions: 48" x 36" x 79"  
 Door Opening: 40" x 72.75"  
 Inside Shower Dimensions: 41" x 29"  
 Finish: Gelcoat

COLOR	STOCK NO	EACH
<b>WR 852 Left Seat, Center Drain</b>		
White	WR852WH	1107.95
Linen	WR852LI	1107.95
<b>WR 853 Right Seat, Center Drain</b>		
White	WR853WH	1107.95
Linen	WR853LI	1107.95



## Front Fit Remodeling Shower

### 3-Piece

Largest contoured seat in its class, Elevated corner shelf for shampoos, soaps and accessories, Extra Height for comfort and safety  
 Optional WR85 dome.  
 Unit Dimensions: 48" x 36" x 81.5"  
 Inside Shower Dimensions: 41" x 29"  
 Door Opening: 38.5" x 73.5"  
 Front Threshold Height: 6"

COLOR	STOCK NO	EACH
<b>WH 350-FF Left Seat, Center Drain</b>		
White	WR350WH	1546.43
<b>WH 351-FF Right Seat, Center Drain</b>		
White	WR351WH	1546.43



## Collapsible Dam & End Caps

60" long dam, End Caps sold in pairs

COLOR	STOCK NO	EACH
White Dam	CD60	78.30
White End Caps	EC01	78.30



## Front-Fit Remodeling Shower

### 3-Piece

Built-in corner shelf and supports for shower door. Less drain and optional dome.  
 Unit Dimensions: 36" x 36" x 82.5"  
 Door Opening: 26" x 74.75"  
 Inside Shower Dimensions: 30" x 30"  
 Finish: Gelcoat

COLOR	STOCK NO	EACH
<b>WR 333-FF</b>		
White	WR333WH	1436.81



## Gel-Coat Shower

### 1-Piece

Unit Dimensions: 60" x 36" x 81"  
 Inside Shower Dimensions: 53" x 29"  
 Door Opening: 50.25" x 73"  
 Seat Height: 17"  
 Front Threshold Height: 6"

COLOR	STOCK NO	EACH
<b>WR 860 Left Seat, Center Drain</b>		
White	WR860WH	1276.29
<b>WR 861 Right Seat, Center Drain</b>		
White	WR861WH	1276.29



## Front Fit Remodeling Shower

### 3-Piece

Unit Outside Dimension: 48" x 36" x 79"  
 Inside Dimension: 44" x 29"  
 Door Opening: 41.875" x 74"  
 Front Outside Threshold height: 3"  
 Inside dam height: 1.5"

COLOR	STOCK NO	EACH
<b>WR 248-FF</b>		
White	WR248WH	1546.43

# Warm Rain Tub and Showers

warmrain.com

## Warm Rain Embassy Series <sup>(15)</sup>

### Above Floor Rough-In



### Gel-Coat Tub/Shower

Acrylic grab bar. Textured floor  
 Unit Dimensions: 60" x 32.5" x 74"  
 Inside Tub Dimensions:  
 • Top of Well: 52 1/2" x 23 1/4"  
 • Bottom of Well: 44" x 19"  
 Door Opening: 57" x 57"  
 Apron Height: 15"

COLOR	STOCK NO	EACH
<b>E 45 AFR Left Hand Plumbing</b>		
White	E45WHAFR	1029.65
Linen	E45LIAFR	1029.65
<b>E 44 AFR Right Hand Plumbing</b>		
White	E44WHAFR	1029.65
Linen	E44LIAFR	1029.65

## One-Piece Showers



### E32 32" Gel-Coat Shower

Unit Dimensions: 32" x 32" x 81.5"  
 Inside Shower Dimensions: 30" x 28"  
 Door Opening: 30" x 75"  
 Front Threshold Height: 5"

COLOR	STOCK NO	EACH
White	E32WH	1125.56

### E36 36" Gel-Coat Shower

Unit Dimensions: 36" x 36" x 79.5"  
 Inside Shower Dimensions: 34" x 30"  
 Door Opening: 34" x 75"  
 Front Threshold Height: 5"

COLOR	STOCK NO	EACH
White	E36WH	1025.73
Linen	E36LI	1025.73

### E48 48" Gel-Coat Shower

Unit Dimensions: 48" x 36" x 81.5"  
 Inside Shower Dimensions: 45" x 30"  
 Door Opening: 45 1/4" x 73.25"  
 Front Threshold Height: 6"

COLOR	STOCK NO	EACH
White	E48WH	1107.95





## CM-60 Alcove Tub & Shower

- One-piece tub shower with AcrylX™ finish
  - Built-in back wall shelves with soap dish
- Dimensions: 60" x 31½" x 72"  
Door Opening: 55¾" x 55½"

**Product ID: 141000**

COLOR	STOCK NO	EACH
<b>Right Hand Plumbing</b>		
White	CM60RWH	804.43
<b>Left Hand Plumbing</b>		
White	CM60LWH	804.43



## KDS 3060 AFR Alcove Tub & Shower

- Four-piece AFR tub shower with AcrylX™ finish
  - Built-in back wall shelves with soap dish
- Dimensions: 59¾" X 30½" X 79½"  
Door Opening: 56½" x 61½"

**Product ID: 142007**

COLOR	STOCK NO	EACH
<b>Tub Only Right Hand Drain</b>		
White	142011RWH	794.65
<b>Tub Only Left Hand Drain</b>		
White	142011LWH	794.65
<b>Side Wall Set (2 Included)</b>		
White	142048WH	250.46
<b>Back Wall</b>		
White	142061WH	285.70

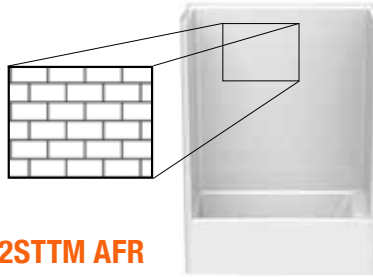


## KDS 3260 AFR Alcove Tub & Shower

- Four-piece AFR tub shower with AcrylX™ finish
  - Built-in back wall shelves with soap dish
- Dimensions: 59¾" X 32" X 81¾"  
Door Opening: 56½" x 62¾"

**Product ID: 142013**

COLOR	STOCK NO	EACH
<b>Tub Only Right Hand Drain</b>		
White	142017RWH	794.65
<b>Tub Only Left Hand Drain</b>		
White	142017LWH	794.65
<b>Side Wall Set (2 Included)</b>		
White	142051WH	250.46
<b>Back Wall</b>		
White	142061WH	285.70



## 6032STTM AFR Alcove Tub & Shower

- One-piece AFR tub and shower with subway tile design and AcrylX™ finish
  - Ergonomic backrest
- Dimensions: 60" x 32" x 81¼"  
Door Opening: 62" x 56"

**Product ID: 141393**

COLOR	STOCK NO	EACH
<b>Right Hand Plumbing</b>		
White	6032STTMRWH	1074.37
<b>Left Hand Plumbing</b>		
White	6032STTMLWH	1074.37



## KDS 3060 AFR Alcove Shower

- Four-piece AFR shower with AcrylX™ finish
  - Built-in back wall shelves with soap dish
- Dimensions: 59¾" X 30" X 83⅞"  
Door Opening: 56½" x 75⅞"

**Product ID: 142037**

COLOR	STOCK NO	EACH
<b>Shower Base Right Hand Seat, Left Drain</b>		
White	142041RWH	794.65
<b>Shower Base Left Hand Seat, Right Drain</b>		
White	142041LWH	794.65
<b>Shower Base No Seat, Center Drain</b>		
White	142041WH	794.65
<b>Side Wall Set (2 Included)</b>		
White	142048WH	250.46
<b>Back Wall</b>		
White	142061WH	285.70



## KDS 3448 AFR Alcove Shower

- Four-piece AFR shower with AcrylX™ finish
  - Built-in back wall shelves with soap dish
- Dimensions: 47⅞" X 33⅞" X 80⅞"  
Door Opening: 44½" x 76"

**Product ID: 142031**

COLOR	STOCK NO	EACH
<b>Shower Base Right Hand Seat, Center Drain</b>		
White	142035RWH	796.96
<b>Shower Base Left Hand Seat, Center Drain</b>		
White	142035LWH	796.96
<b>Shower Base No Seat, Center Drain</b>		
White	142035NSWH	796.96
<b>Side Wall Set (2 Included)</b>		
White	142057WH	250.46
<b>Back Wall</b>		
White	142064WH	229.75



## S-36 Alcove Shower

- One-piece tub shower with AcrylX™ finish
  - Built-in corner shelves, center drain
- Dimensions: 36" x 36" x 72"  
Door Opening: 66" x 33"

**Product ID: 141022**

COLOR	STOCK NO	EACH
White	S36WH	825.97



## SHLS/RS-48 AFR Alcove Shower

- One-piece tub shower with AcrylX™ finish
  - Two-level built-in corner shelves
- Dimensions: 48" x 36" x 79"  
Door Opening: 72½" x 45½"

**Product ID: 141033**

COLOR	STOCK NO	EACH
<b>Right Hand Seat, Center Drain</b>		
White	SHRS48WH	886.65
<b>Left Hand Seat, Center Drain</b>		
White	SHLS48WH	886.65



## SHLS/RS-60 AFR Alcove Shower

- One-piece tub shower with AcrylX™ finish
  - Two-level built-in corner shelves
- Dimensions: 60" x 36" x 79"  
Door Opening: 72½" x 57½"

**Product ID: 141036**

COLOR	STOCK NO	EACH
<b>Right Hand Seat, Center Drain</b>		
White	SHRS60WH	998.23
<b>Left Hand Seat, Center Drain</b>		
White	SHLS60WH	998.23



## KDS 3460 AFR Alcove Shower

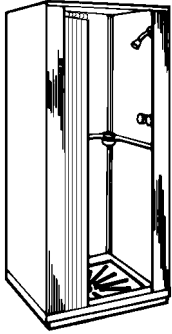
- Four-piece AFR shower with AcrylX™ finish
  - Built-in back wall shelves with soap dish
- Dimensions: 59¾" X 33½" X 82⅞"  
Door Opening: 56½" x 75⅞"

**Product ID: 142043**

COLOR	STOCK NO	EACH
<b>Shower Base Right Hand Seat, Left Drain</b>		
White	142047RWH	955.16
<b>Shower Base Left Hand Seat, Right Drain</b>		
White	142047LWH	955.16
<b>Side Wall Set (2 Included)</b>		
White	142057WH	250.46
<b>Back Wall</b>		
White	142061WH	285.70

# Mustee Shower Stalls & Bases <sup>(18)</sup>

mustee.com



## DURASTALL® Premier Shower Cabinet

- Slip-resistant floor with drain
- Shower valve and head
- Shower curtain and curtain rod
- Safety railing with molded-in soap dish and shampoo holder
- Mold and mildew-resistant components


SIZE	STOCK NO	EACH
32" x 32"	MU80	612.00



## Mustee Replacement Shower Valve


Metallic shower head/arm and crystal polystyrene handles. The plastic constructed valve is designed with a large 4" center for enhanced water flow, and better control of pressure and temperature for comfortable, consistent shower.

MODEL	STOCK NO	EACH
80.400P	MU80400	73.01



## DURABASE® Square Shower Floors

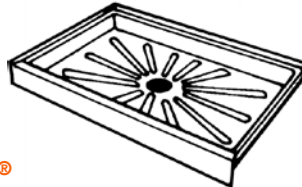
SIZE	STOCK NO	EACH
32x32	MU3232M	220.99
36x36	MU3636M	257.82



## DURAWALL® Square Shower Walls


For Use with SQUARE Durabases listed above

SIZE	STOCK NO	EACH
32x32	MU732WHT	723.36
36x36	MU736WHT	802.68



## DURABASE® Rectangular Shower Floors

SIZE	STOCK NO	EACH
34x48	MU3448M	313.07
34x60	MU3460M	389.25
32x48	MU3248M	306.29
36x48	MU3648M	336.21



## DURAWALL® Rectangle Shower Walls


For Use with RECTANGLE Durabases listed above

FOR USE WITH	STOCK NO	EACH
32x48	MU74832WHT	824.94
34x48	MU74834WHT	824.94

## DURABASE® Neo Angle Shower Floors



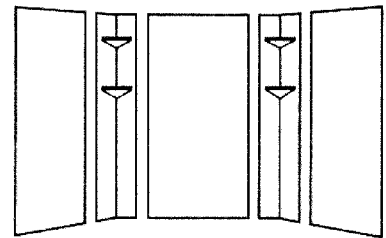
SIZE	STOCK NO	EACH
36x36	MU3636CM	277.73
38x38	MU3838CM	304.09



## DURAWALL® Neo-Angle Shower Walls

For Use with NEO-ANGLE Durabases listed above


FOR USE WITH	STOCK NO	EACH
36x36	MU736CWHT	688.22
38x38	MU738CWHT	748.55



## DURAWALL® Rectangle Shower Walls

For Use with BARRIER-FREE bases or RECTANGLE Durabase MU3460M

FOR UP TO	STOCK NO	EACH
60"W x 40"D.	MU260WHT	631.24



### Delta Liner Drains

Versatile, allows you to pitch your surface from any direction. 100% Stainless Steel Marine 316.

FINISH	SIZE	STOCK NO	EACH
Satin	28" x 3/8"	3330003	380.84
Satin	36" x 3/8"	3330005	471.56
Satin	48" x 3/8"	3330006	607.64
Polished	28" x 3/8"	3330003P	432.81
Polished	36" x 3/8"	3330005P	523.53
Polished	48" x 3/8"	3330006P	659.61



### Lotus Liner Drains

Versatile, allows you to pitch your surface from any direction. 100% Stainless Steel Marine 316.

FINISH	SIZE	STOCK NO	EACH
Bronze	28" x 3/8"	3340003	499.91
Bronze	36" x 3/8"	3340005	624.65



### Mist (Tile-in) Liner Drains


Tile-in surface material in the center channel. Versatile, allows you to pitch your surface from any direction. 100% Stainless Steel Marine 316.

FINISH	SIZE	STOCK NO	EACH
Satin	28" x 3/8"	3350003	571.73
Satin	36" x 3/8"	3350005	708.75
Satin	48" x 3/8"	3350006	911.93

### Adaptor/Threaded Nipple with gasket



STOCK NO	EACH
8310006	7.56



### Delta Square Drains

Centrally located, four-way pitched drain. 100% Stainless Steel Marine 316.

FINISH	SIZE	STOCK NO	EACH
Satin	5 3/4" x 5 3/4"	3330001	174.83
Polished	5 3/4" x 5 3/4"	3330001P	207.90



### Lotus Square Drains

Centrally located, four-way pitched drain. 100% Stainless Steel Marine 316.

FINISH	SIZE	STOCK NO	EACH
Bronze	5 3/4" x 5 3/4"	3340001	335.48
ORB	5 3/4" x 5 3/4"	3340001ORB	335.48



### Mist (Tile-in) Square Drain

Tile-in surface material in the center of the grate. Centrally located, four-way pitched drain. 100% Stainless Steel Marine 316.

FINISH	SIZE	STOCK NO	EACH
Satin	5 3/4" x 5 3/4"	3350001	217.35



### Nami Square Drain

Centrally located, four-way pitched drain. 100% Stainless Steel Marine 316.

FINISH	SIZE	STOCK NO	EACH
Satin	5 3/4" x 5 3/4"	3310001	174.83



### PVC Drain Flange

Clamp down floor drain. 2" throat, 2" outlet, 6 1/4" diameter.

STOCK NO	EACH
8310000	28.35



### Shower Stall Drains

No-caulk fiberglass, with compression gasket and stainless steel strainer. Fits over 2" Schedule DWV pipe.

BODY	STOCK NO	EACH
Plastic	2PNCSD	13.13
Brass	2BRNCSD	34.79
<b>Polished Brass Strainer Only for drains above</b>		
STOCK NO	EACH	
SC8272SP	57.02	

### Strainer Cover

4 1/4" Snap-in • 2 7/8" Prong-to-Prong

FINISH	STOCK NO	EACH
Satin Nickel	4T04331	23.24
Oil Rubbed Brz	4T04334	23.24
Flat Black	4T04320	21.38

trimtothetrade.com



### Screw-in Stainless Steel Drain Assembly

Solvent welds over 2" Schedule 40 DWV pipe.

MATERIAL	SIZE	STOCK NO	EACH
ABS	2"	2ABSSOWESD	10.22
PVC	2"	2PVSOWESD	10.22

### Strainer Only for drains above

FINISH	STOCK NO	EACH
Flat Black	4T09120	28.81
Satin Nickel	4T09131	33.46
Oil Rubbed Bronze	4T09134	33.46

### Snap-in Stainless Steel Drain Assembly

Solvent weld over 2" Schedule 40 DWV pipe.

MATERIAL	SIZE	STOCK NO	EACH
PVC	2"	SC82527P	10.08

### Low Profile Drain Assembly

Bolt down clamping ring. Fits over Schedule 40 DWV pipe.

MATERIAL	SIZE	STOCK NO	EACH
ABS	2"	2ABCLRISD	14.97
PVC	2"	2PVCLRISD	14.97

### Shower Pan Drain

Cast metal ring and strainer. • No. 821-200ANR

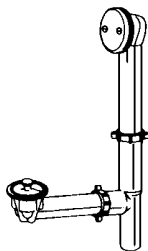
MATERIAL	SIZE	STOCK NO	EACH
ABS	2"	821200ANR	58.52

### PVC Shower Pan Drain

Polished Metal Ring and Strainer

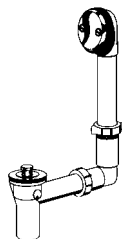
PIPE SIZE	TOP DIA.	HEIGHT	STOCK NO	EACH
2"	4 3/8"	4 1/8" - 5 3/8"	SC821200PNR	58.52

See page 1311 for additional drains



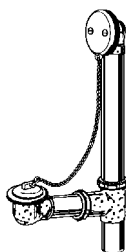
## Uni-Lift Bath Drain

DESCRIPTION	STOCK NO	EACH
ABS	DBA8227BG	24.81
PVC	DBP8227BG	24.81



## Direct Outlet Uni-Lift Bath Drain

DESCRIPTION	STOCK NO	EACH
PVC	DBP8227D	37.09



## Chain and Stopper Bath Drain

For 16" leg tubs.

FINISH	STOCK NO	EACH
22 Gauge C.P. Brass	DB2021	118.43



## 4T-1902C Lift & Turn Conversion Kit

Includes: 2-hole face plate & screws, bath plug

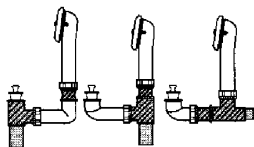
FINISH	STOCK NO	EACH
<b>Brass reducing bushing • 1-5/8" OD</b>		
Satin Nickel	4T1902CB31	74.36
Oil Rubbed Bronze	4T1902CB34	74.36
Flat Black	4T1902CB20	57.63

trimtothetrade.com

## Uni-Lift Bath Waste Kit

Includes double hole face plate with screws and Uni-Lift assembly, bagged.

FINISH	STOCK NO	EACH
Chrome/PVC	DBP9225BBG	24.81



## 3 IN 1 Uni-Lift Bath Drain

- Direct, Conventional or Back outlet drain
- 1 1/2" OD Tube size
- Chrome finish on exposed parts.

DESCRIPTION	STOCK NO	EACH
PVC	70W	77.52



## Overflow Face Plate

FINISH	STOCK NO	EACH
Chrome	DB45031	10.50



## (21) IPS Push-N-Lift Bath Drain

FINISH	STOCK NO	EACH
Chrome	IPS61306	66.18



## Freestanding Tub Drain

Includes drain body, test plug, brass/poly tailpiece, and tailpiece gasket.

PIPE	STOCK NO	EACH
PVC	SC8192P	57.13



## Nufit™ Presflo® Trim Kit

Brass body, plastic stopper assembly, metal overflow plate, adapter bar & screw, and suction cup.  
• Opening: min. 1 1/2" I.D. max. 2 7/8" O.D.

FINISH	STOCK NO	EACH
Chrome	WCC48100CP	40.45



## Watco 901-LT Innovator Lift and Turn

1 1/2" Schedule 40 PVC solvent weld assembly.

FINISH	STOCK NO	EACH
Chrome	WT901LTPVCCP	32.58

## Watco Snap-In Trim Kit

For 901-LT Innovator Lift & Turn

FINISH	STOCK NO	EACH
White	WA959290WH	54.78
Biscuit	WA959290BS	74.28
Brushed Nickel	WA959290BN	59.94
Oil Rubbed Bronze	WA959290BZ	65.96
Wrought Iron	WA959290WI	59.39



## WATCOflex Bath Waste

Lift & Turn. 14 1/2" Chrome.  
• 145 Series

PIPE	STOCK NO	EACH
PVC	WATFLEXPVC	53.08

## WATCOflex Bath Waste

Lift & Turn. 24" Chrome.  
• 900 Series

PIPE	STOCK NO	EACH
PVC	WATFLEX924	67.05



## Watco Innovator Cable

Up to 16" • CableFlex • Chrome.  
• 928-CA Series

PIPE	STOCK NO	EACH
PVC	WATCAFLEX	150.31



## Watco Universal NuFit®

Fits over tub drain without removing strainer body and installs in minutes.

STOCK NO	EACH
WA948700PPCPG3P	39.14

# Gerber Bath Drains <sup>(18)</sup>

gerber-us.com



## Pop-Up Bath Drain

with metal overflow plate, plunger, shoe plug and metal linkage.

DESCRIPTION	STOCK NO	EACH
PVC .....	GE41500	80.41



## Lift and Turn Bath Drain

With metal overflow plate, shoe plug and metal linkage.

FINISH	STOCK NO	EACH
PVC .....	GE41550	51.77



## Trip Lever Bath Drain

Heavy chrome plated and decorator finishes. Adjusts to fit any tub 14" to 16" high. Patented quick-fit wire linkage "aligner". Patented self-retaining overflow gasket. With Strainer.

DESCRIPTION	STOCK NO	EACH
20 Gauge C.P. Brass .....	GE41818	137.55



## Lift & Turn

- 20 gauge, plated zinc nuts
- All-Tub Drain in Tee (fits most tubs 14" to 16" high)

FINISH	STOCK NO	EACH
Chrome .....	GE41858	126.97



## <sup>(16)</sup> Trip Lever Bath Drain

- 1 1/2" PVC Tubing
- 41-510 Series (fits most tubs 14" to 16" high)

FINISH	STOCK NO	EACH
Chrome .....	GE41510	52.66



## <sup>(16)</sup> Trip Lever Bath Drain

- 1 1/2" PVC Tubing
- 41-513 Series (fits most tubs up to 24" high)

FINISH	STOCK NO	EACH
Chrome .....	GE41513	91.51

# Mountain Plumbing Bath Drains <sup>(18)</sup>

mountainplumbing.com



## Mountain Cable Operated Bath Waste and Overflow

- 1 1/2" Schedule 20 Tubular Drain
- Flexible Overflow Neck swivels and conforms to any angle bathtub
- Vertical Pipe 12" to 22"
- Horizontal Pipe 7" to 13"

TRIM	STOCK NO	EACH
Chrome .....	BDR20S222CP	174.10
White .....	BDR20S222WH	161.85
Biscuit .....	BDR20S222BI	161.85
Brushed Nickel .....	BDR20S222BN	219.66
Venetian Bronze .....	BDR20S222VB	259.78
Matte Black .....	BDR20S222MB	279.51



# Basco Tub and Shower Doors <sup>(18)</sup>

[basco showerdoor.com](http://basco showerdoor.com)



## Framed Pivot Shower Door

- Drip system keeps water inside the shower
- Pivot jamb with a pin assembly instead of hinges for smooth operation and easy out-of-square adjustment
- Full length magnet holds door securely in place to keep water from escaping

FRAME	STOCK NO	EACH
<b>Clear glass, can be used with WR 333</b>		
<b>25<sup>7</sup>/<sub>8</sub> - 26<sup>7</sup>/<sub>8</sub>" wide x 70<sup>1</sup>/<sub>2</sub>" tall</b>		
Silver	BA10026X70CLSV	750.80
<b>Clear glass, can be used with WR E32</b>		
<b>30" wide x 75" tall</b>		
Silver	BA10030X75CLSV	945.89



## Deluxe Framed <sup>3</sup>/<sub>16</sub>" Clear Glass Sliding Tub and Shower Doors

- Two towel bars.
- Heavy gauge polished anodized metal.
- Roller assembly adjustable up to <sup>3</sup>/<sub>8</sub>" for out-of-square wall conditions.
- Stay-Kleen track with gentle slope and rounded front keeps water in the shower and off floor.
- By-pass stop keeps inside panel on same side as shower head to prevent leakage.
- Safety T-lock secures header to hold panels in place.
- Jamb bumpers secure panels in place.

FRAME	STOCK NO	EACH
<b>Clear glass, 50<sup>1</sup>/<sub>16</sub> - 52" wide, 58<sup>1</sup>/<sub>2</sub>" tall</b>		
Silver	BA615052X58CLSV	671.72
<b>Clear glass, 56-60" wide, 58<sup>1</sup>/<sub>2</sub>" tall</b>		
<b>Can be used for WR330 or WR331</b>		
Silver	BA6150A60X58CLSV	716.01
<b>Clear glass, 45-47" wide, 71<sup>1</sup>/<sub>2</sub>" tall</b>		
<b>Can be used for WR480</b>		
Silver	BA7150A48X71CLSV	805.64
<b>Clear glass, 50-52" wide, 71<sup>1</sup>/<sub>2</sub>" tall</b>		
<b>Can be used for WR860 or WR861</b>		
Silver	BA715052X71CLSV	836.23
<b>Clear glass, 57-59" wide, 71<sup>1</sup>/<sub>2</sub>" tall</b>		
<b>Can be used for WR530 or WR531</b>		
Silver	BA715060X71CLSV	880.51



## Deluxe Framed Neo Angle Swing Shower Doors

- Door swings out only
- Reversible on install for a left or right swing
- Drip rail system includes a channel that keeps the water in the shower
- A full-length magnet holds the door closed

GLASS	STOCK NO	EACH
<b>Silver frame, can be used with WR 490</b>		
<b>38<sup>1</sup>/<sub>2</sub>" wide x 72<sup>1</sup>/<sub>8</sub>" tall</b>		
<sup>3</sup> / <sub>16</sub> " Clear	BA160WRX72CLSV	1948.71
<sup>3</sup> / <sub>16</sub> " Obscure	BA160WRX72OBSV	2001.43





**Reserved**

**Reserved**

## Cadet Pro • 12" Rough-ins

### Cadet® Pro™ Round Toilet

#### Cadet® Flushing System

- 3" flush valve
- 2 1/8" fully glazed trapway
- Chrome trip lever

#### 12" Rough-in • LESS Toilet Seat



COLOR	STOCK NO	EACH
<b>Round Front Bowl</b>		
White with EverClean . . .	AS3517D101020	144.38
Bone with EverClean . . .	AS3517D101021	179.82
Linen with EverClean . . .	AS3517D101222	179.82
<b>1.28 GPF Tank • Combination 215DA.104</b>		
White . . . . .	AS4188A104020	122.11
Bone . . . . .	AS4188A104021	149.04
Linen . . . . .	AS4188A104222	149.04
<b>1.28 GPF Tank with Aquaguard Liner</b>		
White . . . . .	AS4188A154020	195.41
Bone . . . . .	AS4188A154021	241.99
Linen . . . . .	AS4188A154222	241.99
<b>1.6 GPF Tank • Combination 215DA.004</b>		
White . . . . .	AS4188A004020	122.11



### Cadet® Pro™ Right Height Round Toilet

#### Cadet® Flushing System

- 3" flush valve
- 2 1/8" fully glazed trapway
- Chrome trip lever

#### 12" Rough-in • LESS Toilet Seat



COLOR	STOCK NO	EACH
<b>ADA 16 1/2" Rim Height Round Front Bowl</b>		
White with EverClean . . .	AS3517B101020	202.50
Linen with EverClean . . .	AS3517B101222	251.51
<b>1.28 GPF Tank • Combination 215BA.104</b>		
White . . . . .	AS4188A104020	122.11
Linen . . . . .	AS4188A104222	149.04
<b>1.28 GPF Tank with Aquaguard Liner</b>		
White . . . . .	AS4188A154020	195.41
Linen . . . . .	AS4188A154222	241.99
<b>1.6 GPF Tank • Combination 215BA.004</b>		
White . . . . .	AS4188A004020	122.11

## Cadet Pro Accessories

### Cadet Pro Tank ONLY with Right Hand Trip Lever

#### 12" Rough-ins ONLY • White



GPF	STOCK NO	EACH
1.6 GPF . . . . .	AS4188A005020	128.79
1.28 GPF . . . . .	AS4188A105020	128.790

### Cadet Pro EZ Install 3" Tank to Bowl Coupling Kit

Kit contains the coupling nut, coupling washer and handle kit



STOCK NO	EACH
AS73812532010070A . . . . .	31.56

### Cadet® Pro™ Elongated Toilet

#### Cadet® Flushing System

- 3" flush valve
- 2 1/8" fully glazed trapway
- Chrome trip lever

#### 12" Rough-in • LESS Toilet Seat



COLOR	STOCK NO	EACH
<b>Elongated Front Bowl</b>		
White with EverClean . . .	AS3517C101020	178.20
Bone with EverClean . . .	AS3517C101021	220.32
Linen with EverClean . . .	AS3517C101222	220.32
<b>1.28 GPF Tank • Combination 215CA.104</b>		
White . . . . .	AS4188A104020	122.11
Bone . . . . .	AS4188A104021	149.04
Linen . . . . .	AS4188A104222	149.04
<b>1.28 GPF Tank with Aquaguard Liner</b>		
White . . . . .	AS4188A154020	195.41
Bone . . . . .	AS4188A154021	241.99
Linen . . . . .	AS4188A154222	241.99
<b>1.6 GPF Tank • Combination 215CA.004</b>		
White . . . . .	AS4188A004020	122.11



### Cadet® Pro™ Right Height Elongated Toilet

#### Cadet® Flushing System

- 3" flush valve
- 2 1/8" fully glazed trapway
- Chrome trip lever

#### 12" Rough-in • LESS Toilet Seat



COLOR	STOCK NO	EACH
<b>ADA 16 1/2" Rim Height Elongated Front Bowl</b>		
White with EverClean . . .	AS3517A101020	216.27
Bone with EverClean . . .	AS3517A101021	268.52
Linen with EverClean . . .	AS3517A101222	268.52
<b>1.28 GPF Tank • Combination 215AA.104</b>		
White . . . . .	AS4188A104020	122.11
Bone . . . . .	AS4188A104021	149.04
Linen . . . . .	AS4188A104222	149.04
<b>1.28 GPF Tank with Aquaguard Liner</b>		
White . . . . .	AS4188A154020	195.41
Bone . . . . .	AS4188A154021	241.99
Linen . . . . .	AS4188A154222	241.99
<b>1.6 GPF Tank • Combination 215AA.004</b>		
White . . . . .	AS4188A004020	122.11
<b>1.28 GPF Touchless Tank • Combination 215AA.709</b>		
White . . . . .	AS4000709020	209.13

## 10" Rough-ins

### Cadet® Pro™ Round Toilet

#### Cadet® Flushing System

- 3" flush valve
- 2 1/8" fully glazed trapway
- Chrome trip lever

#### 10" Rough-in • LESS Toilet Seat



COLOR	STOCK NO	EACH
<b>Round Front Bowl</b>		
White with EverClean . . .	AS3517D101020	144.38
Bone with EverClean . . .	AS3517D101021	179.82
Linen with EverClean . . .	AS3517D101222	179.82
<b>1.28 GPF Tank • Combination 215DB.104</b>		
White . . . . .	AS4188B104020	166.86
Bone . . . . .	AS4188B104021	280.46
Linen . . . . .	AS4188B104222	280.46

### Cadet® Pro™ Elongated Toilet

#### Cadet® Flushing System

- 3" flush valve
- 2 1/8" fully glazed trapway
- Chrome trip lever

#### 10" Rough-in • LESS Toilet Seat



COLOR	STOCK NO	EACH
<b>Elongated Front Bowl</b>		
White with EverClean . . .	AS3517C101020	178.20
Bone with EverClean . . .	AS3517C101021	220.32
Linen with EverClean . . .	AS3517C101222	220.32
<b>1.28 GPF Tank • Combination 215CB.104</b>		
White . . . . .	AS4188B104020	166.86
Bone . . . . .	AS4188B104021	280.46
Linen . . . . .	AS4188B104222	280.46



### Cadet® Pro™ Right Height Round Toilet

#### Cadet® Flushing System

- 3" flush valve
- 2 1/8" fully glazed trapway
- Chrome trip lever

#### 10" Rough-in • LESS Toilet Seat



COLOR	STOCK NO	EACH
<b>ADA 16 1/2" Rim Height Round Front Bowl</b>		
White with EverClean . . .	AS3517B101020	202.50
Linen with EverClean . . .	AS3517B101222	251.51
<b>1.28 GPF Tank • Combination 215BB.104</b>		
White . . . . .	AS4188B104020	166.86
Linen . . . . .	AS4188B104222	280.46



### Cadet® Pro™ Right Height Elongated Toilet

#### Cadet® Flushing System

- 3" flush valve
- 2 1/8" fully glazed trapway
- Chrome trip lever

#### 10" Rough-in • LESS Toilet Seat



COLOR	STOCK NO	EACH
<b>ADA 16 1/2" Rim Height Elongated Front Bowl</b>		
White with EverClean . . .	AS3517A101020	216.27
Bone with EverClean . . .	AS3517A101021	268.52
Linen with EverClean . . .	AS3517A101222	268.52
<b>1.28 GPF Tank • Combination 215AB.104</b>		
White . . . . .	AS4188B104020	166.86
Bone . . . . .	AS4188B104021	280.46
Linen . . . . .	AS4188B104222	280.46

## Colony Collection



### Colony Collection Elongated Toilet

- 2" flush valve
- 2 1/8" fully glazed trapway
- Color matched trip lever

**12" Rough-in • LESS Toilet Seat**

COLOR	STOCK NO	EACH
-------	----------	------

**Elongated Front Bowl**

White . . . . . AS3251C101020 106.52

**1.6 GPF Tank • Combination 221CA.004**

White . . . . . AS4192A004020 71.89

## Champion Pro



### Champion® Pro™ Right Height Round Toilet

**4" piston-action Accelerator flush valve**

- 2 3/8" fully glazed trapway
- Chrome trip lever

**12" Rough-in • LESS Toilet Seat**

COLOR	STOCK NO	EACH
-------	----------	------

**ADA 16 1/2" Rim Height Round Front Bowl**

White with EverClean . . AS3195B101020 202.30

Linen with EverClean . . AS3195B101222 250.70

**1.28 GPF Tank • Combination 211BA.104**

White . . . . . AS4225A104020 192.38

Linen . . . . . AS4225A104222 239.36



### Champion® Pro™ Right Height Elongated Toilet

**4" piston-action Accelerator flush valve**

- 2 3/8" fully glazed trapway
- Chrome trip lever

**12" Rough-in • LESS Toilet Seat**

COLOR	STOCK NO	EACH
-------	----------	------

**ADA 16 1/2" Rim Height Elongated Front Bowl**

White with EverClean . . AS3195A101020 248.47

Linen with EverClean . . AS3195A101222 309.83

**1.28 GPF Tank • Combination 211AA.104**

White . . . . . AS4225A104020 192.38

Linen . . . . . AS4225A104222 239.36



### Champion® Pro™ Tank ONLY with Right Hand Trip Lever

**12" Rough-ins ONLY • White**

GPF	STOCK NO	EACH
-----	----------	------

1.28 GPF . . . . . AS4225A105020 213.44



## Baby Devoro

### Baby Devoro™ FloWise® 10 1/4" Elongated Toilet

- For children or small people
- Fully glazed trapway
- Chrome trip lever

**10" Rough-in • LESS Toilet Seat**

COLOR	STOCK NO	EACH
-------	----------	------

**10 1/4" Rim Height Elongated Front Bowl**

White . . . . . AS3128001020 141.95

**1.28 GPF Tank • Combination 2315.228**

White . . . . . AS4019228020 142.16



## Edgemere



### Edgemere® Right Height Elongated Toilet

- 3" flush valve
- 2" fully glazed trapway
- Chrome trip lever

**12" Rough-in • LESS Toilet Seat**

COLOR	STOCK NO	EACH
-------	----------	------

**ADA 16 1/2" Rim Height Elongated Front Bowl**

White with EverClean . . AS3519A101020 167.13

**1.28 GPF Tank • Combination 204AA.104**

White . . . . . AS4519A104020 95.13



## Heritage



### Heritage VorMax® Right Height Elongated Toilet

**VorMax® Flushing System**

- CleanCurve™ rim
- Dual injection flush valves
- 2 1/16" fully glazed trapway
- Chrome trip lever

**12" Rough-in • LESS Toilet Seat**

COLOR	STOCK NO	EACH
-------	----------	------

**ADA 16 1/2" Rim Height Elongated Front Bowl**

White with EverClean . . AS3870A101020 214.87

**1.28 GPF Tank • Combination 205AA.104**

White . . . . . AS4270A104020 207.49



**Cadet 3**



**Cadet 3 FloWise® Right Height Round Toilet**

**Cadet® 3 Flushing System**

- 3" flush valve
- 2<sup>1</sup>/<sub>8</sub>" fully glazed trapway
- Chrome trip lever
- Consealed bolts with side covers included

**12" Rough-in • Includes Slow Close Toilet Seat**



COLOR	STOCK NO	EACH
<b>ADA 16<sup>1</sup>/<sub>2</sub>" Rim Height Round Front Bowl</b>		
White with EverClean. . .	AS3053000020	361.68
<b>1.28 GPF Tank • Combination 2988.101</b>		
White . . . . .	AS4000101020	111.54



**Cadet 3 FloWise® Right Height Elongated Toilet**

**Cadet® 3 Flushing System**

- 3" flush valve
- 2<sup>1</sup>/<sub>8</sub>" fully glazed trapway
- Chrome trip lever
- Consealed bolts with side covers included

**12" Rough-in • Includes Slow Close Toilet Seat**



COLOR	STOCK NO	EACH
<b>ADA 16<sup>1</sup>/<sub>2</sub>" Rim Height Elongated Front Bowl</b>		
White with EverClean. . .	AS3075000020	386.28
<b>1.28 GPF Tank • Combination 2989.101</b>		
White . . . . .	AS4000101020	111.54
<b>1.28 GPF Touchless Tank • Combination 2989.709</b>		
White . . . . .	AS4000709020	209.13

**Studio**

**Studio Right Height Round Toilet**

**LXP (Luxury Performance) Toilet with dual flush design**

- 3" flush valve
- 2<sup>1</sup>/<sub>8</sub>" fully glazed trapway
- Consealed bolts with side covers included

**12" Rough-in • Includes Slow Close Toilet Seat**



COLOR	STOCK NO	EACH
<b>ADA 16<sup>1</sup>/<sub>2</sub>" Rim Height Round Front Bowl</b>		
White with EverClean. . .	AS3053120020	397.76
<b>1.1/1.6 GPF Tank • Combination 2795.204.020</b>		
White . . . . .	AS4000204020	133.68

**Studio Right Height Elongated Toilet**

**LXP (Luxury Performance) Toilet with dual flush design**

- 3" flush valve
- 2<sup>1</sup>/<sub>8</sub>" fully glazed trapway
- Consealed bolts with side covers included

**12" Rough-in • Includes Slow Close Toilet Seat**



COLOR	STOCK NO	EACH
<b>ADA 16<sup>1</sup>/<sub>2</sub>" Rim Height Elongated Front Bowl</b>		
White with EverClean. . .	AS3075120020	424.00
<b>1.1/1.6 GPF Tank • Combination 2794.204.020</b>		
White . . . . .	AS4000204020	133.68

**Pressure-Assisted**

**Cadet Pressure-Assisted Elongated Toilet**

**Pressure-assisted siphon jet flush action**

- 2<sup>1</sup>/<sub>8</sub>" fully glazed trapway
- Chrome trip lever
- Close-coupled flushometer tank

**12" Rough-in • LESS Toilet Seat**



COLOR	STOCK NO	EACH
<b>Elongated Front Bowl</b>		
White with EverClean. . .	AS3481001020	103.88
<b>1.6 GPF Tank • Combination 2462.016</b>		
White . . . . .	AS4142016020	300.71



**Cadet Right Height Pressure-Assisted Elongated Toilet**

**Pressure-assisted siphon jet flush action**

- 2<sup>1</sup>/<sub>8</sub>" fully glazed trapway
- Chrome trip lever
- Close-coupled flushometer tank

**12" Rough-in • LESS Toilet Seat**



COLOR	STOCK NO	EACH
<b>ADA 16<sup>1</sup>/<sub>2</sub>" Rim Height Elongated Front Bowl</b>		
White with EverClean. . .	AS3483001020	126.36
<b>1.6 GPF Tank • Combination 2467.016</b>		
White . . . . .	AS4142016020	300.71



**Yorkville Right Height Pressure-Assisted Elongated Toilet**

**Pressure-assisted siphon jet flush action**

- 2<sup>1</sup>/<sub>8</sub>" fully glazed trapway
- Chrome trip lever
- Close-coupled flushometer tank

**Floor-mounted, back-outlet • LESS Toilet Seat**



COLOR	STOCK NO	EACH
<b>ADA 16<sup>1</sup>/<sub>2</sub>" Rim Height Elongated Front Bowl</b>		
White with EverClean. . .	AS3703001020	440.84
<b>1.6 GPF Tank • Combination 2878.016</b>		
White . . . . .	AS4142016020	300.71

**Pressure-Assisted Tank ONLY with Right Hand Trip Lever**

**12" Rough-ins ONLY • White**



GPF	STOCK NO	EACH
1.6 GPF. . . . .	AS4142800020	307.40

## Toilet Repair Parts <sup>(21)</sup>

### Replacement Trip Lever



COLOR	STOCK NO	EACH
Chrome	AS738899020A	33.06
White	AS7388990200A	22.55

### Replacement Flapper For 2" Flush Valves



STOCK NO	EACH
AS73811292000070A	34.56

### Cadet 3 Replacement Flapper For 3" Flush Valves



STOCK NO	EACH
AS7389200070A	19.53

### Series 540A Replacement Flapper For 3" Flush Valves



STOCK NO	EACH
AS73811932000070A	21.03

### Champion Flush Valve Assembly

7 inch tube • 3.4 inch chain

STOCK NO	EACH
AS73819834000070AP	80.00



### Sloan Flush Cartridge For Pressure-Assisted toilets.

STOCK NO	EACH
SLC100500K	90.03



## Commercial Floor Mount Toilets

### Madera FloWise Elongated Toilet



#### Flushometer Valve

- 1.28 or 1.6 GPF depending on flush valve
- 2<sup>1</sup>/<sub>8</sub>" fully glazed trapway
- 1<sup>1</sup>/<sub>2</sub>" top inlet spud

#### Floor Mount, 10" or 12" Rough-in • LESS Toilet Seat

COLOR	STOCK NO	EACH
-------	----------	------

#### 15" Rim Height Elongated Front Bowl

White LESS EverClean	AS2234001020	114.82
White with EverClean	AS3451001020	147.02



### Madera FloWise Right Height Elongated Toilet



#### Flushometer Valve

- 1.28 or 1.6 GPF depending on flush valve
- 2<sup>1</sup>/<sub>8</sub>" fully glazed trapway
- 1<sup>1</sup>/<sub>2</sub>" top inlet spud

#### Floor Mount, 10" or 12" Rough-in • LESS Toilet Seat

COLOR	STOCK NO	EACH
-------	----------	------

#### ADA 16<sup>1</sup>/<sub>2</sub>" Rim Height Elongated Front Bowl

White LESS EverClean	AS3043001020	144.99
White with EverClean	AS3461001020	176.18



### Priolo FloWise Right Height Elongated Toilet



#### Flushometer Valve

- 1.28 or 1.6 GPF depending on flush valve
- 2<sup>1</sup>/<sub>8</sub>" fully glazed trapway
- 1<sup>1</sup>/<sub>2</sub>" top inlet spud

#### Floor-mounted, back-outlet • LESS Toilet Seat

COLOR	STOCK NO	EACH
-------	----------	------

White with EverClean	AS3695001020	463.32
----------------------	--------------	--------

### Baby Devoro™ FloWise® 10<sup>1</sup>/<sub>4</sub>" Round Toilet



#### Flushometer Valve

- 1.28 or 1.6 GPF depending on flush valve
- For children or small people
- Fully glazed trapway
- 1<sup>1</sup>/<sub>2</sub>" inlet spud

#### Floor Mount, 10" Rough-in • LESS Toilet Seat & Caps

COLOR	STOCK NO	EACH
-------	----------	------

#### 10<sup>1</sup>/<sub>4</sub>" Rim Height Round Front Bowl

White LESS EverClean	AS2282001020	197.44
----------------------	--------------	--------

## Commercial Wall Mount Toilets



### Afwall Millennium FloWise Elongated Toilet



#### Flushometer Valve

- 1.28 or 1.6 GPF depending on flush valve
- 2<sup>1</sup>/<sub>8</sub>" fully glazed trapway
- 1<sup>1</sup>/<sub>2</sub>" top inlet spud
- When top seat installed 17" to 19" from finished floor

#### Wall-mounted, back-outlet • LESS toilet seat & caps

COLOR	STOCK NO	EACH
-------	----------	------

White LESS EverClean	AS2257101020	114.82
----------------------	--------------	--------

White with EverClean	AS3351101020	146.00
----------------------	--------------	--------

#### Slotted rim for bedpan holding • LESS bolt caps

White with EverClean	AS3352101020	172.73
----------------------	--------------	--------



### Afwall FloWise Retrofit Elongated Toilet



Replaces wallhung 3.5 GPF or 1.6 GPF models and roughs-in at 16<sup>1</sup>/<sub>8</sub>" rim height to meet ADA with no need to modify the existing carrier or through wall supply

#### Flushometer Valve

- 1.28 or 1.6 GPF depending on flush valve
- 2<sup>1</sup>/<sub>8</sub>" fully glazed trapway
- 1<sup>1</sup>/<sub>2</sub>" top inlet spud When top seat installed 17" to 19" from finished floor

#### Wall-Mounted, Back-Outlet LESS Toilet Seat, Wall Carrier & Bolt Caps

COLOR	STOCK NO	EACH
-------	----------	------

White with EverClean	AS2294011EC020	393.46
----------------------	----------------	--------

(21)

### Afwall Carrier Caps

5/8" Cap 4 Nut Kit Chrome.

For use with select wall hung toilets.

STOCK NO	EACH
----------	------

AS73812852000070A	84.16
-------------------	-------



### Glenwall VorMax Elongated Toilet



#### VorMax® Flushing System

- CleanCurve™ rim
- Dual injection flush valves
- 2<sup>1</sup>/<sub>16</sub>" fully glazed trapway
- Chrome trip lever
- When top seat installed 17" to 19" from finished floor

#### Wall-Mounted, Back-Outlet LESS Toilet Seat & Wall Carrier

COLOR	STOCK NO	EACH
-------	----------	------

#### Elongated Bowl

White with EverClean	AS3447101020	288.77
----------------------	--------------	--------

#### 1.28 GPF Tank • Combination 2882107

White	AS4385A107020	320.15
-------	---------------	--------



# American Standard Lavatories (17)

americanstandard-us.com

## Drop In Sinks

### Aqualyn® Drop In Sink

- 20<sup>3</sup>/<sub>8</sub>" x 17<sup>3</sup>/<sub>8</sub>"
- Self-rimming
- Tapered edges
- Front overflow



**Bowl size 16" wide x 10" front to back x 5<sup>5</sup>/<sub>8</sub>" deep**

COLOR	MODEL	STOCK NO	EACH
-------	-------	----------	------

#### Center Hole ONLY

White	0475.047	AS0475047020	73.31
-------	----------	--------------	-------

#### 4" Centers

White	0476.028	AS0476028020	74.12
-------	----------	--------------	-------

Bone	0476.028	AS0476028021	145.80
------	----------	--------------	--------

Linen	0476.028	AS0476028222	145.80
-------	----------	--------------	--------

#### 8" Centers

White	0475.020	AS0475020020	73.91
-------	----------	--------------	-------

### Rondalyn™ Countertop Sink

- 19<sup>1</sup>/<sub>8</sub>" diameter
- Self-rimming
- Tapered edges
- Front overflow



**Bowl size 15" wide x 12<sup>1</sup>/<sub>8</sub>" front to back x 5<sup>3</sup>/<sub>4</sub>" deep**

COLOR	MODEL	STOCK NO	EACH
-------	-------	----------	------

#### 4" Centers

White	0491.019	AS0491019020	74.12
-------	----------	--------------	-------

Bone	0491.019	AS0491019021	145.80
------	----------	--------------	--------

Linen	0491.019	AS0491019222	145.80
-------	----------	--------------	--------

### Studio Suite Drop In Sink

- 21<sup>1</sup>/<sub>4</sub>" x 17<sup>3</sup>/<sub>4</sub>"
- Self-rimming
- Front overflow



**Bowl size 18" wide x 12" front to back x 4<sup>1</sup>/<sub>2</sub>" deep**

COLOR	MODEL	STOCK NO	EACH
-------	-------	----------	------

#### Center Hole ONLY

White	0643.001	AS0643001020	265.72
-------	----------	--------------	--------

## Undercounter Sinks

### Ovalyn™ Undercounter Sink

- Supplied Mounting kit
- Front overflow
- Unglazed rim



**Bowl size 17" wide x 14" front to back x 5<sup>1</sup>/<sub>2</sub>" deep**

COLOR	MODEL	STOCK NO	EACH
-------	-------	----------	------

White	0496.221	AS0496221020	72.90
-------	----------	--------------	-------

Bone	0496.221	AS0496221021	133.65
------	----------	--------------	--------


Linen	0496.221	AS0496221222	133.65
-------	----------	--------------	--------

**Bowl size 19" wide x 15<sup>3</sup>/<sub>8</sub>" front to back x 5<sup>1</sup>/<sub>2</sub>" deep**

White	0497.221	AS0497221020	75.94
-------	----------	--------------	-------

### Studio Suite Undercounter Sink

- 19<sup>3</sup>/<sub>4</sub>" x 13<sup>3</sup>/<sub>4</sub>"
- Supplied Mounting kit
- Front overflow
- Unglazed rim



**Bowl size 18" wide x 12" front to back x 6<sup>1</sup>/<sub>16</sub>" deep**

COLOR	MODEL	STOCK NO	EACH
-------	-------	----------	------

White	0614.000	AS0614000020	224.71
-------	----------	--------------	--------

## Pedestal Sinks

### Edgemere® Pedestal Sink

- 25" x 19<sup>1</sup>/<sub>2</sub>"
- 35<sup>5</sup>/<sub>8</sub>" height with pedestal
- Supplied Mounting kit
- Rear overflow



**Bowl size 14" wide x 11<sup>3</sup>/<sub>4</sub>" front to back x 6<sup>1</sup>/<sub>2</sub>" deep**

COLOR	MODEL	STOCK NO	EACH
-------	-------	----------	------

#### 4" Centers

White	0445.004	AS0445004020	174.69
-------	----------	--------------	--------

#### Pedestal Only

White	0039.000	AS0039000020	90.21
-------	----------	--------------	-------

### Cadet Suite Pedestal Sink

- 24<sup>1</sup>/<sub>2</sub>" x 20"
- 35" height with pedestal
- Supplied Mounting kit
- Rear overflow



**Bowl size 20" wide x 12" front to back x 6" deep**

COLOR	MODEL	STOCK NO	EACH
-------	-------	----------	------

#### 4" Centers

White	0236.004	AS0236004020	177.39
-------	----------	--------------	--------

#### 8" Centers

White	0236.008	AS0236008020	177.39
-------	----------	--------------	--------

#### Pedestal Only

White	7311.004	AS731100400020	66.22
-------	----------	----------------	-------

Bone	7311.004	AS731100400021	105.30
------	----------	----------------	--------

Linen	7311.004	AS731100400222	105.30
-------	----------	----------------	--------

*American  
Standard*

# American Standard Lavatories (17)

americanstandard-us.com

## Commercial Wall Mount Sinks

### ADA Compliant



#### Wheelchair Users Wall Mount Sink

- 20" x 27"
- Front overflow



**Bowl size 14" wide x 14<sup>3</sup>/<sub>4</sub>" front to back x 4<sup>3</sup>/<sub>4</sub>" deep**

COLOR	MODEL	STOCK NO	EACH
-------	-------	----------	------

**4" centers for concealed arm carrier**

White	9141.001	AS9141011020	446.51
-------	----------	--------------	--------



#### Comrade™ Wall Mount Sink

- 20" x 18<sup>1</sup>/<sub>4</sub>"
- Rear overflow
- Soap depression



**Bowl size 15" wide x 10<sup>7</sup>/<sub>8</sub>" front to back x 6<sup>1</sup>/<sub>4</sub>" deep**

COLOR	MODEL	STOCK NO	EACH
-------	-------	----------	------

**4" Centers with Included Wall Hanger**

White	0124.024	AS0124024020	128.59
-------	----------	--------------	--------

**4" centers for concealed arm support**

White	0124.131	AS0124131020	133.65
-------	----------	--------------	--------



#### Lucerne™ Wall Mount Sink

- 20<sup>1</sup>/<sub>2</sub>" x 18<sup>1</sup>/<sub>4</sub>"
- Front overflow
- Self-draining deck



**Bowl size 15" wide x 10" front to back x 6<sup>1</sup>/<sub>2</sub>" deep**

COLOR	MODEL	STOCK NO	EACH
-------	-------	----------	------

**Single Hole with Included Wall Hanger**

White	0356.421	AS0356421020	78.98
-------	----------	--------------	-------

**4" Centers with Included Wall Hanger**

White	0355.012	AS0355012020	76.75
-------	----------	--------------	-------

**4" Centers for exposed bracket support**

White	0355.041	AS0355041020	109.55
-------	----------	--------------	--------

**8" Centers with Included Wall Hanger**

White	0356.015	AS0356015020	78.98
-------	----------	--------------	-------



#### Decorum Wall Mount Sink

- 20" x 18<sup>1</sup>/<sub>4</sub>"
- Rear overflow
- Everclean



**Bowl size 13<sup>5</sup>/<sub>16</sub>" wide x 12<sup>13</sup>/<sub>16</sub>" x 5" deep**

COLOR	MODEL	STOCK NO	EACH
-------	-------	----------	------

**Center hole only**

White	924.001EC	AS9024001EC020	235.51
-------	-----------	----------------	--------

**4" centers**

White	924.004EC	AS9024004EC020	235.51
-------	-----------	----------------	--------

## Accessories

### Wall Mounted Sink Hanger

Steel Bracket



STOCK NO	EACH
----------	------

ASS9	17.14
------	-------

### Declyn™ Wall Mount Sink

- 18<sup>1</sup>/<sub>2</sub>" x 17"
- Rear overflow
- Soap depression



**Bowl size 14<sup>1</sup>/<sub>4</sub>" wide x 10<sup>3</sup>/<sub>4</sub>" front to back x 6" deep**

COLOR	MODEL	STOCK NO	EACH
-------	-------	----------	------

**4" centers with Included Wall Hanger**

White	0321.026	AS0321026020	76.14
-------	----------	--------------	-------

American Standard



## Kitchen Sinks

### Hillside Apron Front Single Bowl Sink



- 30" x 18" x 10"
- 3-1/2" center drain (1)
- Sink rack and strainer included
- Sink is finished on all four sides
- Smooth or transitional apron (Reversible)

**Bowl size 28 1/2" w. x 16 1/2" front to back x 8 1/2" deep**

COLOR	STOCK NO	EACH
Canvas White . . . . .	ASD20102000415	1171.96

### Hillside Apron Front Double Bowl Sink



- 33" x 18" x 10"
- 3-1/2" center drains (2)
- Sink rack and strainer included
- Sink is finished on all four sides
- Smooth or transitional apron (Reversible)

**Bowl sizes 15 3/8" w. x 16 1/2" front to back x 8 1/2" d.**

COLOR	STOCK NO	EACH
Canvas White . . . . .	ASD20103000415	1269.55



AMERICAN STANDARD

## Service Sinks

### Lakewell™ Service Sink



- 22" x 18"
- Rim guard
- Enameled cast iron (inside only enameled)
- Supplied with wall hanger and rim guard

**Bowl size 18 1/2" w. x 14 1/8" front to back x 10 1/2" d.**

DESCRIPTION	STOCK NO	EACH
2 hole drilled back . . . . .	AS7692008020	840.58

### Akron™ Service Sink



- 24" x 20 1/2"
- Rim guard
- Enameled cast iron (inside only enameled)
- Supplied with wall hanger and rim guard

**Bowl size 19 7/8" w. x 16 3/8" front to back x 10 1/2" d.**

DESCRIPTION	STOCK NO	EACH
Plain back . . . . .	AS7695000020	924.62
2 hole drilled back . . . . .	AS7695008020	924.62

### Trap Standards

Threaded inside for Lakewell or Akron cast iron service sinks  
P-Trap with strainer, Outlet to wall.



SIZE	STOCK NO	EACH
2" . . . . .	AS7798020	241.38
3" . . . . .	AS7798030	241.38

### Florwell™ Corner Service Sink



- 22" x 18" x 13"
- Enameled cast iron
- 3" Outlet

COLOR	MODEL	STOCK NO	EACH
White	7741.000	AS7741000020	1026.07

### Clinic Service Sink Floor Mount



- 29 1/4" x 20" x 18"
- 1 1/2" Top Spud
- Flushing rim
- Includes bolt caps
- 6.5 GPF siphon jet flushing action

COLOR	MODEL	STOCK NO	EACH
White	9504.999	AS9504999020	966.53

### Clinic Service Sink Wall Mount



- 25 1/4" x 21 1/8"
- 1 1/2" Top Spud
- Flushing rim
- Blow-out operation

COLOR	MODEL	STOCK NO	EACH
White	9512.999	AS9512999020	915.50
10" Side Rim Guards (2)			
Stainless Steel . . . . .		AS7832512075	74.93

## Wall Mount Urinals



### Trimbrook™ Wall Mount Urinal

#### 1.0 GPF Siphon jet flush action

- 14" x 17½" x 26¾"
- Flushing rim
- ¾" top spud
- 2 wall hangers
- Extended sides for privacy
- Outlet connection threaded 2" inside (NPTF)
- Recommended working pressure – between 20 psi at valve when flushing and 80 psi static
- When top of rim installed 17" from finished floor



COLOR	MODEL	STOCK NO	EACH
White	6561.017	AS6561017020	340.20



### Lynbrook® Wall Mount Urinal

#### 1.0 GPF Blowout flush action

- 14" x 18½" x 28¾"
- Flushing rim
- 1¼" top spud
- 2 wall hangers
- Extended sides for privacy
- Outlet connection threaded 2" inside (NPTF)
- Recommended working pressure – between 20 psi at valve when flushing and 80 psi static
- When top of rim installed 17" from finished floor



COLOR	MODEL	STOCK NO	EACH
White	6601.012	AS6601012020	376.65

**For Flush Valves see  
pages 352-353 & 355-358**



### Allbrook FloWise® Wall Mount Urinal

#### High efficiency .5 to 1.0 GPF Siphon jet flush action

- 14⅝" x 14⅝" x 21½"
- Flushing rim
- ¾" top spud
- Wall hanger
- Outlet connection threaded 2" inside (NPTF)
- Recommended working pressure – between 20 psi at valve when flushing and 80 psi static
- When top of rim installed 17" from finished floor



COLOR	MODEL	STOCK NO	EACH
White	6550.001	AS6550001020	163.62



### Maybrook® Wall Mount Urinal

#### High efficiency .125 to 1.0 GPF Washout flush action

- 12¾" x 12¾" x 18"
- Flushing rim
- ¾" top spud
- 1½" tubing tailpiece
- Strainer included
- Wall hanger
- Extended sides for privacy
- Recommended working pressure – between 20 psi at valve when flushing and 80 psi static
- When top of rim installed 17" from finished floor



COLOR	MODEL	STOCK NO	EACH
White	6581.001	AS6581001020	192.98



### Washbrook FloWise® Wall Mount Urinal

#### High efficiency .125 to 1.0 GPF Washout flush action

- 14⅞" x 18⅞" x 26⅞"
- Elongated 14" rim
- ¾" top spud
- Strainer included
- 2 wall hangers
- Extended sides for privacy
- Outlet connection threaded 2" inside (NPTF)
- Recommended working pressure – between 20 psi at valve when flushing and 80 psi static
- When top of rim installed 17" from finished floor



COLOR	MODEL	STOCK NO	EACH
White	6590.001	AS6590001020	240.17

## Floor Mount Urinal



### Stallbrook™ Floor Mount Urinal

#### .5 to 1.0 GPF Washout flush action

- 15" x 18" x 38¼"
- Sloping front stall urinal
- ¾" top spud
- Integral flush spreader
- Drian NOT included
- Recommended working pressure – between 20 psi at valve when flushing and 80 psi static



#### Electronic flush valve required to meet ADA

COLOR	MODEL	STOCK NO	EACH
White	6400.001	AS6400001020	621.47

### (18) Brass Beehive Urinal Strainer

#### Chrome plated

SIZE	STOCK NO	EACH
2" .....	DBW9109	210.22

### (18) Brass Urinal Flange

Flange ONLY



SIZE	STOCK NO	EACH
2" .....	BKT112	135.62

## 10" Rough-ins

### Maxwell® Round Toilet

- Dual fed siphon jet Flushing System**
- 3" flush valve
  - 2" glazed trapway
  - Color match trip lever

10" Rough-in • LESS Toilet Seat



COLOR	STOCK NO	EACH
<b>Round Front Bowl, 14½"</b>		
White	GEMX21952WH	113.00
<b>1.6 GPF Tank • Combination MX-20-900</b>		
White	GEMX28995WH	96.26

### Maxwell® Elongated Toilet

- Dual fed siphon jet Flushing System**
- 3" flush valve
  - 2" glazed trapway
  - Color match trip lever

10" Rough-in • LESS Toilet Seat



COLOR	STOCK NO	EACH
<b>Elongated Front Bowl, 14½"</b>		
White	GEMX21962WH	140.20
<b>1.6 GPF Tank • Combination MX-20-910</b>		
White	GEMX28995WH	96.26



### Maxwell® Elongated Toilet

- Dual fed siphon jet Flushing System**
- 3" flush valve
  - 2" glazed trapway
  - Color match trip lever

10" Rough-in • LESS Toilet Seat



COLOR	STOCK NO	EACH
<b>ADA Elongated Front Bowl, 16½" ErgoHeight</b>		
White	GEMX21928WH	219.71
<b>1.6 GPF Tank • Combination MX-20-917</b>		
White	GEMX28995WH	96.26

## Wall Mount



### Maxwell® Elongated Wall Mount Toilet

- Dual fed siphon jet Flushing System**
- 3" flush valve
  - 2" glazed trapway
  - Color match trip lever

4" Wall Mount Rough-in • LESS Toilet Seat



COLOR	STOCK NO	EACH
<b>Elongated Wall Mount Front Bowl</b>		
White	GE21970WH	504.29
<b>1.28 GPF Tank • Combination 20-021</b>		
White	GE28970WH	142.29

## 12" Rough-ins

### Maxwell® Round Toilet

- Dual fed siphon jet Flushing System**
- 3" flush valve
  - 2" glazed trapway
  - Color match trip lever

12" Rough-in • LESS Toilet Seat



COLOR	STOCK NO	EACH
<b>Round Front Bowl, 14½"</b>		
White	GEMX21952WH	113.00
<b>1.6 GPF Tank • Combination MX-20-902</b>		
White	GEMX28990WH	66.96
<b>1.6 GPF Tank • Right hand trip lever</b>		
White	GEMX28990WHR	66.96

### Maxwell® Elongated Toilet

- Dual fed siphon jet Flushing System**
- 3" flush valve
  - 2" glazed trapway
  - Color match trip lever

12" Rough-in • LESS Toilet Seat



COLOR	STOCK NO	EACH
<b>Elongated Front Bowl, 14½"</b>		
White	GEMX21962WH	140.20
Biscuit	GEMX21962BI	154.85
<b>1.6 GPF Tank • Combination MX-20-912</b>		
White	GEMX28990WH	66.96
Biscuit	GEMX28990BI	81.61
<b>1.6 GPF Tank • Right hand trip lever</b>		
White	GEMX28990WHR	66.96



### Maxwell® Elongated Toilet

- Dual fed siphon jet Flushing System**
- 3" flush valve
  - 2" glazed trapway
  - Color match trip lever

12" Rough-in • LESS Toilet Seat



COLOR	STOCK NO	EACH
<b>ADA Elongated Front Bowl, 16½" ErgoHeight</b>		
White	GEMX21928WH	219.71
Biscuit	GEMX21928BI	292.95
<b>1.6 GPF Tank • Combination MX-20-912</b>		
White	GEMX28990WH	66.96
Biscuit	GEMX28990BI	81.61
<b>1.6 GPF Tank • Right hand trip lever</b>		
White	GEMX28990WHR	66.96
<b>1.28 GPF Tank • Combination WS-20-918</b>		
White	GE28990WH	66.96

(21)

### Replacement Flapper

For 1.6 GPF Maxwell GEM299X Tanks

SIZE	STOCK NO	EACH
3" Diameter	GEGA700895	13.75

## 14" Rough-ins

### Maxwell® Round Toilet

- Dual fed siphon jet Flushing System**
- 3" flush valve
  - 2" glazed trapway
  - Color match trip lever

14" Rough-in • LESS Toilet Seat



COLOR	STOCK NO	EACH
<b>Round Front Bowl, 14½"</b>		
White	GEMX21952WH	113.00
<b>1.6 GPF Tank • Combination MX-20-904</b>		
White	GEMX28994WH	96.26

### Maxwell® Elongated Toilet

- Dual fed siphon jet Flushing System**
- 3" flush valve
  - 2" glazed trapway
  - Color match trip lever

14" Rough-in • LESS Toilet Seat



COLOR	STOCK NO	EACH
<b>Elongated Front Bowl, 14½"</b>		
White	GEMX21962WH	140.20
<b>1.6 GPF Tank • Combination MX-20-914</b>		
White	GEMX28994WH	96.26



### Maxwell® Elongated Toilet

- Dual fed siphon jet Flushing System**
- 3" flush valve
  - 2" glazed trapway
  - Color match trip lever

14" Rough-in • LESS Toilet Seat



COLOR	STOCK NO	EACH
<b>ADA Elongated Front Bowl, 16½" ErgoHeight</b>		
White	GEMX21928WH	219.71
<b>1.6 GPF Tank • Combination MX-20-924</b>		
White	GEMX28994WH	96.26

## Rear Rough-in



### Maxwell® Compact Elongated Back Outlet Toilet

- Dual fed siphon jet Flushing System**
- 3" flush valve
  - 2" glazed trapway
  - Color match trip lever

4¼" Rear Rough-in • LESS Toilet Seat



COLOR	STOCK NO	EACH
<b>ADA Elongated Front Bowl, 16½" ErgoHeight</b>		
White	GE21975WH	504.29
<b>1.6 GPF Tank • Combination MX-21-022</b>		
White	GEMX28995WH	96.26

## 10" Rough-ins

### Viper® Round Toilet

#### Large Dual fed siphon jet Flushing System

- 3" flush valve
- 2" glazed trapway
- Color match trip lever

#### 10" Rough-in • LESS Toilet Seat



COLOR	STOCK NO	EACH
<b>Round Front Bowl, 15"</b>		
White	GEVP21552WH	163.22
Biscuit	GEVP21552BI	182.05
<b>1.28 GPF Tank • Combination GWS31500</b>		
White	GEWS38595WH	133.92
Biscuit	GEVP28595BI	152.75

### Viper® Elongated Toilet

#### Large Dual fed siphon jet Flushing System

- 3" flush valve
- 2" glazed trapway
- Color match trip lever

#### 10" Rough-in • LESS Toilet Seat



COLOR	STOCK NO	EACH
<b>Elongated Front Bowl, 15"</b>		
White	GEVP21562WH	198.79
Biscuit	GEVP21562BI	223.90
<b>1.28 GPF Tank • Combination GWS31510</b>		
White	GEWS38595WH	133.92
Biscuit	GEVP28595BI	152.75



### Viper® Elongated ErgoHeight™ Toilet

#### Large Dual fed siphon jet Flushing System

- 3" flush valve
- 2" glazed trapway
- Color match trip lever

#### 10" Rough-in • LESS Toilet Seat



COLOR	STOCK NO	EACH
<b>ADA Elongated Front Bowl, 16½" ErgoHeight</b>		
White	GEVP21528WH	242.73
White	GEWS38595WH	133.92

## 12" Rough-ins

### Viper® Round Toilet

#### Large Dual fed siphon jet Flushing System

- 3" flush valve
- 2" glazed trapway
- Color match trip lever

#### 12" Rough-in • LESS Toilet Seat



COLOR	STOCK NO	EACH
<b>Round Front Bowl, 15"</b>		
White	GEVP21552WH	163.22
Biscuit	GEVP21552BI	182.05
Bone	GEVP21552BO	182.05
<b>1.6 GPF Tank • Combination VP-21-502</b>		
White	GEVP28590WH	87.89
Bone	GEVP28590BO	106.72
<b>1.28 GPF Tank • Combination GWS31502</b>		
Biscuit	GEWS38590BI	106.72
<b>1.28 GPF Insulated Tank</b>		
White	GEWS38592WH	131.83
Biscuit	GEWS38592BI	216.58
<b>1.6 GPF Right-Hand Trip Lever Tank</b>		
White	GEVP28590WHR	87.89
White	GEWS28590WH	87.89

### Viper® Elongated Toilet

#### Large Dual fed siphon jet Flushing System

- 3" flush valve
- 2" glazed trapway
- Color match trip lever

#### 12" Rough-in • LESS Toilet Seat



COLOR	STOCK NO	EACH
<b>Elongated Front Bowl, 15"</b>		
White	GEVP21562WH	198.79
Biscuit	GEVP21562BI	223.90
Bone	GEVP21562BO	223.90
<b>1.6 GPF Tank • Combination VP-21-512</b>		
White	GEVP28590WH	87.89
Bone	GEVP28590BO	106.72
<b>1.28 GPF Tank • Combination GWS31512</b>		
Biscuit	GEWS38590BI	106.72
<b>1.28 GPF Insulated Tank</b>		
White	GEWS38592WH	131.83
Biscuit	GEWS38592BI	216.58
<b>1.6 GPF Right-Hand Trip Lever Tank</b>		
White	GEVP28590WHR	87.89
White	GEWS28590WH	87.89



### Viper® Elongated ErgoHeight™ Toilet

#### Large Dual fed siphon jet Flushing System

- 3" flush valve
- 2" glazed trapway
- Color match trip lever

#### 12" Rough-in • LESS Toilet Seat



COLOR	STOCK NO	EACH
<b>ADA Elongated Front Bowl, 16½" ErgoHeight</b>		
White	GEVP21528WH	242.73
Biscuit	GEVP21528BI	347.36
Bone	GEVP21528BO	347.36
<b>1.6 GPF Tank • Combination VP-21-518</b>		
White	GEVP28590WH	87.89
Bone	GEVP28590BO	106.72
<b>1.28 GPF Tank • Combination GWS31518</b>		
Biscuit	GEWS38590BI	106.72
<b>1.28 GPF Insulated Tank</b>		
White	GEWS38592WH	131.83
Biscuit	GEWS38592BI	216.58
<b>1.6 GPF Right-Hand Trip Lever Tank</b>		
White	GEVP28590WHR	87.89
White	GEWS28590WH	87.89



### Viper® Compact Elongated ErgoHeight™ Toilet

#### Large Dual fed siphon jet Flushing System

- 3" flush valve
- 2" glazed trapway
- Color match trip lever

#### 12" Rough-in • LESS Toilet Seat



COLOR	STOCK NO	EACH
<b>ADA Elongated Front Bowl, 16¾" ErgoHeight</b>		
White	GEHE21872WH	295.04
White	GEHE28570WH	102.53

### Replacement Trip Lever



COLOR	STOCK NO	EACH
Chrome, Left-hand	GE99001	45.14
White, Left-hand	GE99001WH	43.73
White, Right-hand	GE99001RHHW	45.14

## Gerber Viper® 14" Rough-ins

### Viper® Round Toilet

#### Large Dual fed siphon jet Flushing System

- 3" flush valve
- 2" glazed trapway
- Color match trip lever

#### 14" Rough-in • LESS Toilet Seat



COLOR	STOCK NO	EACH
<b>Round Front Bowl, 15"</b>		
White	GEVP21552WH	163.22
White	GEWS38594WH	133.92

### Viper® Elongated Toilet

#### Large Dual fed siphon jet Flushing System

- 3" flush valve
- 2" glazed trapway
- Color match trip lever

#### 14" Rough-in • LESS Toilet Seat



COLOR	STOCK NO	EACH
<b>Elongated Front Bowl, 15"</b>		
White	GEVP21562WH	198.79
White	GEWS38594WH	133.92



### Viper® Elongated ErgoHeight™ Toilet

#### Large Dual fed siphon jet Flushing System

- 3" flush valve
- 2" glazed trapway
- Color match trip lever

#### 14" Rough-in • LESS Toilet Seat



COLOR	STOCK NO	EACH
<b>ADA Elongated Front Bowl, 16½" ErgoHeight</b>		
White	GEVP21528WH	242.73
White	GEWS38594WH	133.92



## 10" Rough-ins

### Avalanche® Elongated Toilet

Extra-Large Dual fed siphon jet Flushing System

- 3" flush valve
- 2" glazed trapway
- Color match trip lever

10" Rough-in • LESS Toilet Seat



COLOR	STOCK NO	EACH
<b>Elongated Front Bowl, 15½"-16"</b>		
White	GEAV21862WH	251.10
<b>1.28 GPF Tank • Combination WS-21-810</b>		
White	GEWS28895WH	173.68



### Avalanche® Elongated ErgoHeight™ Toilet

Extra-Large Dual fed siphon jet Flushing System

- 3" flush valve
- 2" glazed trapway
- Color match trip lever

10" Rough-in • LESS Toilet Seat



COLOR	STOCK NO	EACH
<b>ADA Elongated Front Bowl, 16½" ErgoHeight</b>		
White	GEAV21828WH	313.88
<b>1.28 GPF Tank • Combination WS-21-817</b>		
White	GEWS28895WH	173.68

### Universal Tank Levers

- Attaches to all Flush Valve Styles & Sizes
- Designed to Fit all Gerber Gravity Single Flush Toilets and Most Other Gravity Single Flush Models on the Market
- Fits all Flapper Chains Links & Bead Styles
- Optimized to be Used with Both 2" and 3" Toilet Flappers
- Reinforced Elbow for Improved Strength



COLOR	STOCK NO	EACH
Chrome	GEGA70036054	41.26
Brushed Nickel	GEGA70036054BN	44.44
Satin Black	GEGA70036054BS	46.55

## 12" Rough-ins



### Avalanche® Round ErgoHeight™ Toilet

Extra-Large Dual fed siphon jet Flushing System

- 3" flush valve
- 2" glazed trapway
- Color match trip lever

12" Rough-in • LESS Toilet Seat



COLOR	STOCK NO	EACH
<b>ADA Round Front Bowl, 17⅞" ErgoHeight™</b>		
White	GEAV31852WH	225.99
<b>1.28 GPF Tank • Combination GWS31802</b>		
White	GEWS38890WH	133.92
<b>1.28 GPF Right-Hand Trip Lever Tank</b>		
White	GEWS38890WHR	133.92
<b>1.6 GPF Tank • Combination GAV31802</b>		
White	GEAV38890WH	133.92

### Avalanche® Elongated Toilet

Extra-Large Dual fed siphon jet Flushing System

- 3" flush valve
- 2" glazed trapway
- Color match trip lever

12" Rough-in • LESS Toilet Seat



COLOR	STOCK NO	EACH
<b>Elongated Front Bowl, 15½"-16"</b>		
White	GEAV21862WH	251.10
<b>1.28 GPF Tank • Combination WS-21-812</b>		
White	GEWS28890WH	133.92
<b>1.28 GPF Right-Hand Trip Lever Tank</b>		
White	GEWS28890WHR	133.92
<b>1.6 GPF Tank • Combination AV-21-812</b>		
White	GEAV28890WH	133.92



### Avalanche® Elongated ErgoHeight™ Toilet

Extra-Large Dual fed siphon jet Flushing System

- 3" flush valve
- 2" glazed trapway
- Color match trip lever

12" Rough-in • LESS Toilet Seat



COLOR	STOCK NO	EACH
<b>ADA Elongated Front Bowl, 16½" ErgoHeight</b>		
White	GEAV21828WH	313.88
<b>1.28 GPF Tank • Combination WS-21-818</b>		
White	GEWS28890WH	133.92
<b>1.28 GPF Right-Hand Trip Lever Tank</b>		
White	GEWS28890WHR	133.92
<b>1.6 GPF Tank • Combination AV-21-818</b>		
White	GEAV28890WH	133.92

## Avalanche Elite™



### Avalanche Elite™ Round ErgoHeight™ Toilet

PowerClean XL Dual fed siphon jet Flushing System

- 3" flush valve
- 2⅞" glazed trapway
- Color match trip lever

12" Rough-in • LESS Toilet Seat



COLOR	STOCK NO	EACH
<b>ADA Round Front Bowl, 17" ErgoHeight</b>		
White	GEAB21852WH	269.93
<b>1.6 GPF Tank • Combination AV-20-852</b>		
White	GEAL28890WH	140.20
<b>1.6 GPF Right-Hand Trip Lever Tank</b>		
White	GEAL28890WHR	140.20



### Avalanche Elite™ Elongated ErgoHeight™ Toilet

PowerClean XL Dual fed siphon jet Flushing System

- 3" flush valve
- 2⅞" glazed trapway
- Color match trip lever

12" Rough-in • LESS Toilet Seat



COLOR	STOCK NO	EACH
<b>ADA Elongated Front Bowl, 17" ErgoHeight</b>		
White	GEAB21828WH	355.73
<b>1.6 GPF Tank • Combination AV-20-828</b>		
White	GEAL28890WH	140.20
<b>1.6 GPF Right-Hand Trip Lever Tank</b>		
White	GEAL28890WHR	140.20

## Avalanche Skirted Concealed Trapway



### Avalanche® Elongated ErgoHeight™ Toilet

Large Dual fed siphon jet Flushing System

- 3" flush valve
- 2" glazed trapway
- Color match trip lever

12" Rough-in • LESS Toilet Seat



COLOR	STOCK NO	EACH
<b>ADA Elongated Front Bowl, 17⅞" ErgoHeight™</b>		
White	GE21832WH	278.30
<b>1.28 GPF Tank • Combination G0020832</b>		
White	GE28830W	234.36

## Ultra Flush® 10" Rough-ins

### Ultra Flush® Round Toilet

Dual fed siphon jet  
Pressurized Flushing System

- Sloan Flushmate  
Pressure Vessel Inside
- 2" glazed trapway
- Chrome trip lever

10" Rough-in • LESS Toilet Seat



COLOR	STOCK NO	EACH
<b>Round Front Bowl, 14¼"</b>		
White	GEUF21342WH	215.53
<b>1.6 GPF Tank • Combination 20-300</b>		
White	GE28385WH	322.25

### Ultra Flush® Elongated Toilet

Dual fed siphon jet  
Pressurized Flushing System

- Sloan Flushmate  
Pressure Vessel Inside
- 2" glazed trapway
- Chrome trip lever

10" Rough-in • LESS Toilet Seat



COLOR	STOCK NO	EACH
<b>Elongated Front Bowl, 14¼"</b>		
White	GEUF21372WH	242.73
<b>1.6 GPF Tank • Combination 20-311</b>		
White	GE28385WH	322.25



### Ultra Flush® Elongated ErgoHeight™ Toilet

Dual fed siphon jet  
Pressurized Flushing System

- Sloan Flushmate  
Pressure Vessel Inside
- 2" glazed trapway
- Chrome trip lever

10" Rough-in • LESS Toilet Seat



COLOR	STOCK NO	EACH
<b>ADA Elongated Front Bowl, 17" ErgoHeight</b>		
White	GEUF21377WH	276.21
<b>1.6 GPF Tank • Combination 20-317</b>		
White	GE28385WH	322.25

## Ultra Flush® 12" Rough-ins

### Ultra Flush® Round Toilet

Dual fed siphon jet  
Pressurized Flushing System

- Sloan Flushmate  
Pressure Vessel Inside
- 2" glazed trapway
- Chrome trip lever

12" Rough-in • LESS Toilet Seat



COLOR	STOCK NO	EACH
<b>Round Front Bowl, 14¼"</b>		
White	GEUF21342WH	215.53
<b>1.6 GPF Tank • Combination 20-302</b>		
White	GE28380WH	292.95

### Ultra Flush® Elongated Toilet

Dual fed siphon jet  
Pressurized Flushing System

- Sloan Flushmate  
Pressure Vessel Inside
- 2" glazed trapway
- Chrome trip lever

12" Rough-in • LESS Toilet Seat



COLOR	STOCK NO	EACH
<b>Elongated Front Bowl, 14¼"</b>		
White	GEUF21372WH	242.73
<b>1.6 GPF Tank • Combination 20-312</b>		
White	GE28380WH	292.95



### Ultra Flush® Elongated ErgoHeight™ Toilet

Dual fed siphon jet  
Pressurized Flushing System

- Sloan Flushmate  
Pressure Vessel Inside
- 2" glazed trapway
- Chrome trip lever

12" Rough-in • LESS Toilet Seat



COLOR	STOCK NO	EACH
<b>ADA Elongated Front Bowl, 17" ErgoHeight</b>		
White	GEUF21377WH	276.21
<b>1.6 GPF Tank • Combination 20-318</b>		
White	GE28380WH	292.95

### Ultra Flush® Tank ONLY with Right Hand Trip Lever

GPF	STOCK NO	EACH
1.6 GPF	GE28380WHR	292.95



## Logan Square™

### Logan Square™ Elongat ErgoHeight™ Toilet

Dual fed siphon jet  
Flushing System

- 3" flush valve
- 2" glazed trapway
- Color match trip lever

12" Rough-in • LESS Toilet Seat



COLOR	STOCK NO	EACH
<b>ADA Elongated Front Bowl, 16⅝" ErgoHeight</b>		
White	GEHE21538WH	389.21
Biscuit	GEHE21538BI	471.86
<b>1.28 GPF Tank • Combination HE-20-018</b>		
White	GEHE28530WH	289.81
Biscuit	GEHE28530BI	358.86

## Burr Ridge™

### Burr Ridge™ Elongated ErgoHeight™ Toilet

"PowerClean"  
Flushing System

- 3" flush valve
- 2" glazed trapway
- Chrome metal match trip lever

12" Rough-in • Toilet Seat included



COLOR	STOCK NO	EACH
<b>ADA Elongated Front Bowl, 16⅝" ErgoHeight</b>		
<b>1.28 GPF Tank • 21-187-CT</b>		
White	GE21187CT	724.01

# Gerber Urinals and Lavatories <sup>(17)</sup>

gerber-us.com

## Wall Mount Urinals



### Layfayette™ Wall Mount Urinal

**0.5/1.0 GPF Washout flush action**

- 14" x 18½" x 23⅜"
- Elongated rim
- ¾" top spud
- Integral strainer
- Outlet connection threaded 2" inside (NPTF)
- When top of rim installed 17" from finished floor



COLOR	MODEL	STOCK NO	EACH
White	GHE27740	GEHE27740WH	167.40



### Monitor™ Wall Mount Urinal

**0.125 - 1.0 GPF Washout**

- 14⅝" x 19¼" x 27"
- Integral flush spreader
- Extended Shields
- 1" x ¾" top spud
- Dual wall hangers
- 2" outlet spud NPT connection supplied
- When top of rim installed 17" from finished floor



COLOR	MODEL	STOCK NO	EACH
White	GHE27780	GEHE27780WH	364.10



### Hamilton™ Wall Mount Urinal

**0.125 gpf, 0.5 gpf, and 1.0 gpf when used with the appropriate flush valve**

- 14⅝" x 17½" x 26½"
- Extended shields
- ¾" top spud
- Dual Wall Hanger G0099290 Included
- Integral flush spreader
- 2" Outlet spud NPT G0099160 Included
- When top of rim installed 17" from finished floor



COLOR	MODEL	STOCK NO	EACH
White	GHE27770	GEHE27770WH	368.28

For Flush Valves see  
page 354-360

## Wall Mount Sinks

### West Point™ Wall Mount Sink

- 14⅝" x 12"
- Front overflow
- 2 integral self-draining soap dishes



COLOR	MODEL	STOCK NO	EACH
White	12-354	GE12354WH	87.89



### Plymouth™ Wall Mount Sink

- 19" x 17"
- Rear overflow
- 2 integral self-draining soap dishes
- From 31" to 34" when used with offset drain



COLOR	MODEL	STOCK NO	EACH
White	12-314	GE12314WH	92.07



### Monticello II™ Wall Mount Sink

- 20" x 18"
- Back Splash
- Rear overflow
- 2 integral self-draining soap dishes
- From 31" to 34" when used with offset drain



COLOR	MODEL	STOCK NO	EACH
White	12-654	GE12654WH	123.46

## Undercounter Sinks

### Logan Square™ Undercounter Sink

- 20½" x 17⅞"
- Front overflow



COLOR	MODEL	STOCK NO	EACH
White	12-760	GE12760WH	212.39
Biscuit	12-760	GE12760BI	288.77

## Drop In Sinks

### Maxwell® Oval Drop-In Sink

- 21" x 17⅞"
- Self-rimming
- Front overflow



COLOR	MODEL	STOCK NO	EACH
White	12-384	GE12834WH	54.41
Biscuit	12-384	GE12834BI	73.24

### Logan Square™ Drop-In Sink

- 23⅝" x 18⅞"
- Self-rimming
- Front overflow



COLOR	MODEL	STOCK NO	EACH
White	12-875	GE12875WH	255.29

## Pedestal Sinks

### 22-585/22-589 Logan Square™ Sink & Pedestal Unit

- 25½" x 20½"
- Large deck space
- Rear overflow
- 35" height with pedestal



COLOR	MODEL	STOCK NO	EACH
White 4" Centers	12-585	GE12585WH	619.38
White 8" Centers	12-589	GE12589WH	619.38
White Pedestal	29-847	GE29847WH	124.50

### Maxwell® Sink & Pedestal Unit

- 25½" x 20½"
- Back Splash
- Front overflow
- 34" height with pedestal



COLOR	MODEL	STOCK NO	EACH
White Lavatory	12-514	GE12514WH	150.66
White Pedestal	29-842	GE29842	60.68

## Elongated Floor Mount Universal Water Closet

1.1-1.6 GPF Siphon Jet Flushing Action

- 26<sup>3</sup>/<sub>4</sub>" x 14" x 15"
- 1<sup>1</sup>/<sub>2</sub>" IPS Top spud
- 2<sup>1</sup>/<sub>8</sub>" fully glazed trapway

10" or 12" Rough-in • Toilet Seat not included.



COLOR	STOCK NO	EACH
White	SL2102009	156.70



## Elongated Floor Mount Universal Water Closet

1.1-1.6 GPF Siphon Jet Flushing Action

- 26<sup>3</sup>/<sub>4</sub>" x 14" x 17"
- 1<sup>1</sup>/<sub>2</sub>" IPS Top spud
- 2<sup>1</sup>/<sub>8</sub>" fully glazed trapway

10" or 12" Rough-in • Toilet Seat not included.



COLOR	STOCK NO	EACH
White	SL2102029	186.24



## Elongated Wall Mount Universal Water Closet

1.1-1.6 GPF Siphon Jet Flushing Action

- 26<sup>3</sup>/<sub>4</sub>" x 15"
- 1<sup>1</sup>/<sub>2</sub>" IPS Top spud
- 2<sup>1</sup>/<sub>8</sub>" fully glazed trapway

When top of rim installed 17" from finished floor  
Toilet Seat not included.



COLOR	STOCK NO	EACH
White	SL2102459	153.76

# SLOAN®



## Urinal & Royal Flushometer Combo

0.125 GPF Washdown flush action

- 14<sup>1</sup>/<sub>4</sub>" x 17<sup>1</sup>/<sub>4</sub>" x 25<sup>1</sup>/<sub>2</sub>"
- 3<sup>3</sup>/<sub>4</sub>" IPS top spud
- Integral flushing rim
- 2" NPT outlet flange
- Vandal resistant strainer
- Mounting hardware included
- When top of rim installed 17" from finished floor

Exposed manual Royal 186 Flushometer included.

COLOR	STOCK NO	EACH
White	SL10001001	592.54



When top of rim installed 17" from finished floor

## Standard Washdown Urinal

- 14<sup>1</sup>/<sub>4</sub>" x 17<sup>1</sup>/<sub>4</sub>" x 25<sup>1</sup>/<sub>2</sub>"
- 3<sup>3</sup>/<sub>4</sub>" IPS top spud
- Integral flushing rim
- 2" NPT outlet flange
- Vandal resistant strainer
- Mounting hardware included

0.125-0.5 GPF Washdown flush action

COLOR	STOCK NO	EACH
White	SL1101009	316.39



## Wall Mount Sink with Backsplash

- 18<sup>1</sup>/<sub>4</sub>" x 20<sup>3</sup>/<sub>4</sub>" x 12<sup>1</sup>/<sub>4</sub>"
- Front overflow
- 4" Backsplash
- Mounting hardware incl

4" Centers • Less Carrier

COLOR	STOCK NO	EACH
White	SL3873003	100.62



## Drop-In Sink

- 17" x 20" x 8"
- Front overflow
- Self-rimming

4" Centers

COLOR	STOCK NO	EACH
White	SL3873002	88.75



## The Original™ .8 GPF Elongated Toilet

- 18<sup>3</sup>/<sub>4</sub>" x 31" x 28<sup>3</sup>/<sub>8</sub>"
- Quiet, powerful flush delivered with a patented Stealth flush chamber and air transfer system.
- Fluidmaster fill valve.
- No flapper to cause leakage.
- 2" fully glazed trapway.
- Chrome Side Handle.

0.8 GPF • 12" Rough-in • Toilet Seat not included.

DESCRIPTION	STOCK NO	EACH
Tank White	N7714TFHWH	148.57
Bowl White	N7717WH	227.41



# NIAGARA



Saniflo offers several models for different applications and requirements for either gray or black water. Gray water is wastewater from sinks, showers, washing machines, HVAC appliances. Black water is wastewater typically from toilets.



Round Bowl

Elongated Bowl

**Saniflo Water Closets**

- Vitreous bowl with integral p-trap, 1.28 GPF
- Rear-outlet bowl with 16-3/4" height
- Insulated tank supplied with fill and flush valves
- Equipped with all mounting hardware
- Large 3" trapway with 4 1/2" x 3 3/4" water spot
- IAPMO Listed / EPA Watersense labeled
- 1 year limited warranty

**White in color with soft-close seat included**

DESCRIPTION	STOCK NO	EACH
Round Bowl . . . . .	SANIBOWLROWH	256.03
Elongated ADA Bowl . . . . .	SANIBOWLELWH	303.76
Insulated Tank . . . . .	SANITANKWH	198.53



**Saniaccess3 option**

- Connects to Saniflo water closet tank
- 3/4" or 1" discharge outlet with non-return valve
- 1 1/2" vent connection
- Two 2" inlets with check valves for additional wastewater from sink, bath/shower or urinal
- 2 easy access service panels

**1/2" HP Motor, 120V-60Hz / 4.5 Amps, 51" Power Cord**

DESCRIPTION	STOCK NO	EACH
Macerator Pump . . . . .	SANIACCESS3	1270.98
Extension Pipe . . . . .	SANIEXTPIPE	76.95



**Sanibest Pro option**

- Connects to Saniflo water closet tank
- 3/4" or 1" discharge outlet with non-return valve
- 1 1/2" vent connection
- Two 2" inlets with check valves for additional wastewater from sink, bath/shower or urinal
- Easy access service panel

**1" HP Motor, 120V-60Hz / 9 Amps, 49" Power Cord**

DESCRIPTION	STOCK NO	EACH
Grinder Pump . . . . .	SANIBESTPRO	1467.41
Extension Pipe . . . . .	SANIEXTPIPE	76.95

**Wall Mount Urinals**



**UT104EX  
Wall Mount Urinal**

**0.5 GPF Washout flush action**

- 24" x 13 3/4" x 15 1/8"
- 3/4" IPS top spud
- Concealed integral trap
- 2" IPS outlet
- When top of rim installed 17" from finished floor

**EcoPower® Flush Valve not included.**

COLOR	STOCK NO	EACH
White . . . . .	UT104EWH	172.08



**UT445UX  
Wall Mount Urinal**

**0.125 Washout flush action**

- 29" x 18" x 16"
- 3/4" IPS top spud
- Concealed integral trap
- 2" IPS outlet
- Low profile dome strainer
- When top of rim installed 17" from finished floor

**EcoPower® Flush Valve not included.**

COLOR	STOCK NO	EACH
White . . . . .	UT445UWH	259.08



**UT447EX  
Wall Mount Urinal**

**0.5 Washout flush action**

- 29 7/8" x 18 3/4" x 16 1/8"
- 3/4" IPS top spud
- Concealed integral trap
- 2" IPS outlet
- When top of rim installed 17" from finished floor

**EcoPower® Flush Valve not included.**

COLOR	STOCK NO	EACH
White . . . . .	UT447EWH	228.57



**For Toto Flush Valves  
see page 355**

**Wall Mount Sinks**



**LT307.4  
Wall Mount Sink**

- 20 7/8" x 18" x 11 1/8"
- Anti-splash rim
- Includes wall hanger
- Punching for concealed arm carrier

**4" Centers**

COLOR	STOCK NO	EACH
White . . . . .	LT3074WH	139.51



**Supreme®  
Wall Mount Sink**

- 22 7/8" x 19 5/8"
- Rear overflow
- CEFIONTECT® ceramic glaze
- Includes wall hanger

**8" Centers • Faucet not included**

COLOR	STOCK NO	EACH
White . . . . .	LT2418GWH	241.12



**Shroud Only.**

COLOR	STOCK NO	EACH
White . . . . .	HT242WH	64.21

**Undercounter Sink**



**Atherton™  
Undercounter Sink**

- 19 3/8" x 15 1/2"
- 1 1/4" waste
- Front overflow

**Required for marble or granite type counter top**

COLOR	STOCK NO	EACH
White . . . . .	LT233WH	186.17



**TOTO®**

Perfection by Design



## CT705ULN Elongated Floor Mount Toilet

**1.0-1.6 GPF Siphon Jet Flushing Action**

- 26½" x 16¼" x 19½"
- 1½" IPS Top spud
- 1⅞" clear glazed trapway

**10" or 12" Rough-in • Toilet Seat not included.**

COLOR	STOCK NO	EACH
White	CT705ULNWH	201.97



## CT705UN Elongated Floor Mount Toilet

**1.0-1.6 GPF Siphon Jet Flushing Action**

- 26½" x 16¼" x 17"
- 1½" IPS Top spud
- 1⅞" clear glazed trapway

**10" or 12" Rough-in • Toilet Seat not included.**

COLOR	STOCK NO	EACH
White	CT705UNWH	164.77



**When top of rim installed 17" from finished floor**

## CT708U Elongated Wall Mount Toilet

**1.0-1.6 GPF Siphon Jet Flushing Action**

- 26¼" x 15⅝" x 16"
- 1½" IPS Top spud
- 2½" clear glazed trapway

**Mounting hardware & Toilet Seat not included.**

COLOR	STOCK NO	EACH
White	CT708UWH	182.05



(21)

## Universal Flapper with Chain

STOCK NO	EACH
THU500S	21.87

(21)

## Trip Lever

COLOR	STOCK NO	EACH
Chrome	THU068CP	49.21

(21)

## Universal Fill Valve Assembly

STOCK NO	EACH
TSU99AX	44.83

**For Toto Flush Valves see page 355**

**TOTO**<sup>®</sup>  
Perfection by Design



**With ADA Bowl**

## Eco Drake Floor Mount Toilet

**1.28 GPF E-Max® flushing system**

- Transitional style tank
- 2⅞" glazed trapway
- Chrome trip lever

**12" Rough-in • LESS Mounting hardware & Seat**

DESCRIPTION	STOCK NO	EACH
Elongated ADA Bowl	C744ELWH	492.08
Elongated Bowl	C744EWH	398.93
Round Bowl	C743EWH	378.68
Tank/Cover	ST743EWH	330.10



**With ADA Bowl**

## Drake® Floor Mount Toilet

**1.28 or 1.6 GPF per tank selection**

- TORNADO FLUSH® System
- CEFIONTECT® ceramic glaze
- Chrome trip lever

**12" Rough-in • LESS Mounting hardware & Seat**

DESCRIPTION	STOCK NO	EACH
Compatible with SW3084WH Washlet Seat		
Elongated ADA Bowl	C776CEFGWH	201.51
Elongated Bowl	C776CEGWH	163.86
Round Bowl	C775CEFGWH	154.99
1.28 GPF Tank/Cover	ST776EAWH	126.23
1.6 GPF Tank/Cover	ST776SAWH	127.70
<b>NOT Compatible with SW3084WH Washlet Seat</b>		
Elongated ADA Bowl	C776CEFGT40WH	201.51
Elongated Bowl	C776CEGT40WH	465.75



## Entrada Floor Mount Toilet

**1.28 GPF E-Max® flushing system**

- 2⅞" glazed trapway
- Chrome trip lever
- Both bowls are 17¼" height

**12" Rough-in • LESS Mounting hardware & Seat**

DESCRIPTION	STOCK NO	EACH
Elongated ADA Bowl	C244EFWH	138.02
Round Universal Bowl	C243EFWH	115.14
Tank (left-hand trip lever)	ST243EWH	119.58
Tank (right-hand trip lever)	ST243ERWH	119.58



## Toilet Seats

(18)

### Softclose® Toilet Seat

Closed front toilet seat and cover with Softclose hinge system with mounting hardware.

DESCRIPTION	COLOR	STOCK NO	EACH
Elongated	White	SS11401	76.02
Round	White	SS113WH	77.23



(18)

### Commercial Toilet Seat

Open front toilet seat with mounting hardware.

DESCRIPTION	COLOR	STOCK NO	EACH
Elongated	White	SC534WH	44.29



### Washlet® C5 Toilet Seats

**Includes:**

- Wireless remote with illuminated touchpad
- Dual action Spray
- Adjustable water temperature & volume
- Warm air drying with variable settings
- Auto air deodorizer
- Heated seat with temperature control
- Water Premist™ cleans bowl before each use

DESCRIPTION	COLOR	STOCK NO	EACH
Elongated	White	SW3084WH	695.47



### Softclose® Toilet Seat

Closed front toilet seat and cover with Softclose hinge system with mounting hardware.

DESCRIPTION	COLOR	STOCK NO	EACH
Elongated	Cotton	SS124WH	76.02



# Residential Closet Seats <sup>(18)</sup>

bemismfg.com

## American Standard Toilet Seats

americanstandard-us.com



### Champion Slow-Close

- Slow-close hinge for user convenience
- Remove without tools for easy cleaning
- EverClean® Antimicrobial Surface
- Seat includes mounting hardware

COLOR	STOCK NO	EACH
-------	----------	------

#### For Round Bowl

White	AS5320B65CT020	81.00
Linen	AS5320B65CT222	94.16
Bone	AS5320B65CT021	94.16

#### For Elongated Bowl

White	AS5321A65CT020	96.19
-------	----------------	-------



### Cardiff Slow-Close

- Bottom mount seat made from solid polypropylene plastic
- Slow-close hinge for user convenience
- Seat includes mounting hardware with Quick Connect Nut
- Includes EverClean® surface which inhibits the growth of stain and odor causing bacteria, mold, and mildew on the surface.

#### For Elongated Bowl

COLOR	STOCK NO	EACH
White	AS5257A65MT020	60.75

*American Standard*

## Solid Plastic



### Model 200E4/1200E4

- STA-TITE® seat fastening system
- Easy-Clean & Change®
- Whisper-Close® slowly closes

COLOR	STOCK NO	EACH
-------	----------	------

#### For Round Bowl

White	200E4WH	58.89
Linen	200E4LI	67.95
Bone	200E4BO	67.95

#### For Elongated Bowl

White	1200E4WH	64.33
Linen	1200E4LI	74.90
Bone	1200E4BO	74.90



### Model 800EC

- Easy-Clean & Change®

COLOR	STOCK NO	EACH
-------	----------	------

#### For Round Bowl

White	800ECWH	26.40
Linen	800ECLI	26.40
Bone	800ECBO	31.70



### Model 70/170

- TopTite® Hinge
- Hex-Tite® Bolts

COLOR	STOCK NO	EACH
-------	----------	------

#### For Round Bowl

White	.70WH	19.69
-------	-------	-------

#### For Elongated Bowl

White	170WH	24.34
-------	-------	-------



### Model 730EC/7300EC

- Easy-Clean & Change®

COLOR	STOCK NO	EACH
-------	----------	------

#### For Round Bowl

White	730ECWH	29.11
-------	---------	-------

#### For Elongated Bowl

White	7300ECWH	38.87
-------	----------	-------

## Enameled Wood Toilet Seats



### Nextstep2

- Built-In Potty Seat secures magnetically
- Fits both adults and children
- Plastic child seat
- STA-TITE® Seat Fastening System
- Easy-Clean & Change
- Whisper-Close® slowly closes

COLOR	STOCK NO	EACH
-------	----------	------

#### For Round Bowl

White	888SLOWWH	63.42
-------	-----------	-------

#### For Elongated Bowl

White	1888SLOWWH	69.76
-------	------------	-------



### Model 1600E4

- STA-TITE® Seat Fastening System™
- Easy-Clean & Change®
- Whisper-Close® slowly closes
- Precision Seat Fit™ adjustable 1/2" front-to-back

#### For Elongated Bowl

COLOR	STOCK NO	EACH
White	1600E4WH	59.12



### Model 500EC/1500EC

- Easy-Clean & Change®

COLOR	STOCK NO	EACH
-------	----------	------

#### For Round Bowl

White	500ECWH	22.66
-------	---------	-------

Linen	.500ECLI	22.66
-------	----------	-------

Bone	500ECBO	22.66
------	---------	-------

#### For Elongated Bowl

White	1500ECWH	29.50
-------	----------	-------

Linen	1500ECLI	29.50
-------	----------	-------

Bone	1500ECBO	29.50
------	----------	-------



### Model 1500TTT

- STA-TITE® Seat Fastening System™
- Precision Seat Fit™ adjustable 3/8" front-to-back

#### For Elongated Bowl

COLOR	STOCK NO	EACH
White	1500TTTWH	29.50

# Commercial Closet Seats <sup>(18)</sup>

bemismfg.com

## Open Front with Cover

### Model 950

- TopTite® Hinge
- Hex-Tite® Bolts

**For Round Bowl • Heavy-duty plastic**

COLOR	STOCK NO	EACH
White	950WH	66.13



### Model 1250TTA

- TopTite® Hinge
- Hex-Tite® Bolts

**For Elongated Bowl • Heavy-duty plastic**

COLOR	STOCK NO	EACH
White	1250TTWH	75.39



## Baby Bowl Seat

### Model BB955CT Baby/Toddler Seat

- DuraGuard® Antimicrobial
- STA-TITE® Seat Fastening System™
- Non-corroding stainless steel posts and pintles

**For Round Bowl • Heavy-duty plastic**

COLOR	STOCK NO	EACH
White	BB955CTWH	76.57



## Open Front Less Cover

### Model 955SSCT

- STA-TITE® Seat Fastening System™
- Self-sustaining check hinges
- Non-corroding stainless steel posts and pintles

**For Round Bowl • Heavy-duty plastic**

COLOR	STOCK NO	EACH
White	955SSCTWH	42.08
Black	955SSCTBL	42.08



### Model 1955SSCT

- STA-TITE® Seat Fastening System™
- Self-sustaining check hinges
- Non-corroding stainless steel posts and pintles

**For Elongated Bowl • Heavy-duty plastic**

COLOR	STOCK NO	EACH
White	1955SSCTWH	39.80
Black	1955SSCTBL	39.80



### Model 1655SSCT

- STA-TITE® Seat Fastening System™
- Self-sustaining check hinges
- Non-corroding stainless steel posts and pintles

**For Elongated Bowl • Extra Heavy-duty plastic**

COLOR	STOCK NO	EACH
White	1655SSCTWH	61.85
Black	1655SSCTBL	61.85



# Elkay Celebrity Stainless Steel Sinks (18a)

elkay.com

## Single Bowl Drop-in Sinks

### CR1721

- 17" x 21" x 7"
- Single Compartment
- 14" x 15<sup>3</sup>/<sub>4</sub>" x 6<sup>3</sup>/<sub>4</sub>" Bowl Size
- 20 Gauge Stainless Steel Sink



FAUCET HOLES	STOCK NO	EACH
3-Hole	ELCR17213	376.57

### CR2522

- 25" x 22" x 7"
- Single Compartment
- 21" x 15<sup>3</sup>/<sub>4</sub>" x 6<sup>3</sup>/<sub>4</sub>" Bowl Size
- 20 Gauge Stainless Steel Sink



FAUCET HOLES	STOCK NO	EACH
4-Hole	ELCR25224	391.64

### PSR1918

- 19" x 18" x 7<sup>1</sup>/<sub>8</sub>"
- Single Compartment
- 16" x 11<sup>1</sup>/<sub>2</sub>" x 7" Bowl Size
- 20 Gauge Stainless Steel Sink



FAUCET HOLES	STOCK NO	EACH
2-Hole	ELPSR19182	505.01
3-Hole	ELPSR19183	505.01

### PSR2219

- 22" x 19<sup>1</sup>/<sub>2</sub>" x 7<sup>1</sup>/<sub>8</sub>"
- Single Compartment
- 18" x 14" x 7" Bowl Size
- 20 Gauge Stainless Steel Sink



FAUCET HOLES	STOCK NO	EACH
3-Hole	ELPSR22193	559.71

### PSR2522

- 25" x 22" x 7<sup>1</sup>/<sub>2</sub>"
- Single Compartment
- 21" x 15<sup>3</sup>/<sub>4</sub>" x 7<sup>1</sup>/<sub>8</sub>" Bowl Size
- 20 Gauge Stainless Steel Sink



FAUCET HOLES	STOCK NO	EACH
3-Hole	ELPSR25223	604.10
4-Hole	ELPSR25224	604.10

## Double Bowl Drop-in Sinks

### CR3322

- 33" x 22" x 7"
- Equal Double Compartments
- 14" x 15<sup>3</sup>/<sub>4</sub>" x 6<sup>3</sup>/<sub>4</sub>" Bowl Sizes
- 20 Gauge Stainless Steel Sink



FAUCET HOLES	STOCK NO	EACH
3-Hole	ELCR33223	552.57
4-Hole	ELCR33224	552.57

### PSR3319

- 33" x 19<sup>1</sup>/<sub>2</sub>" x 7<sup>1</sup>/<sub>8</sub>"
- Equal Double Compartments
- 14" x 14" x 7" Bowl Sizes
- 20 Gauge Stainless Steel Sink



FAUCET HOLES	STOCK NO	EACH
3-Hole	ELPSR33193	861.76

### PSR3321

- 33" x 21<sup>1</sup>/<sub>4</sub>" x 7<sup>1</sup>/<sub>2</sub>"
- Equal Double Compartments
- 13<sup>1</sup>/<sub>2</sub>" x 16" x 7<sup>3</sup>/<sub>8</sub>" Bowl Sizes
- 20 Gauge Stainless Steel Sink



FAUCET HOLES	STOCK NO	EACH
4-Hole	ELPSR33214	879.20

### PSR3322

- 33" x 22" x 7<sup>1</sup>/<sub>2</sub>"
- Equal Double Compartments
- 13<sup>1</sup>/<sub>2</sub>" x 16" x 7<sup>1</sup>/<sub>8</sub>" Bowl Sizes
- 20 Gauge Stainless Steel Sink



FAUCET HOLES	STOCK NO	EACH
3-Hole	ELPSR33223	879.20
4-Hole	ELPSR33224	879.20

## Bar Drop-in Sinks



### BCR150C Bar Sink

- 15" x 15" x 6<sup>1</sup>/<sub>8</sub>"
- Single Compartment
- 12" x 10" x 6" Bowl Size
- 20 Gauge Stainless Steel Sink
- ADA Compliant



Includes LKA2475LF Faucet & LK58 Drain

FAUCET HOLES	STOCK NO	EACH
2-Hole	ELBCRA150C	475.67



### BPSR15 Bar Sink

- 15" x 15" x 6<sup>1</sup>/<sub>8</sub>"
- Single Compartment
- 12" x 9<sup>1</sup>/<sub>4</sub>" x 6" Bowl Size
- 20 Gauge Stainless Steel Sink
- ADA Compliant



FAUCET HOLES	STOCK NO	EACH
1-Hole	ELBPSR151	401.15
2-Hole	ELBPSR152	401.15

## Wall Mount Sink

### CHSB1716C Handwash Sink Kit

NSF

- 16<sup>3</sup>/<sub>4</sub>" x 15<sup>1</sup>/<sub>2</sub>" x 13"
- Single Compartment
- 12" x 9<sup>1</sup>/<sub>4</sub>" x 6" Bowl Size
- 7" High Backsplash
- Type 304 Stainless Steel Sink



Includes LKB400 Faucet, LKB8 Drain & Wall Hanger

FAUCET HOLES	STOCK NO	EACH
2-Hole	ELCHSB1716C	501.12



# Elkay Lustertone Stainless Steel Sinks (18a)

elkay.com

## Single Bowl Drop-in Sinks

### LR1517

- 15" x 17½" x 7⅝"
- Single Compartment
- 12" x 12" x 7½" Bowl Size
- 18 Gauge Stainless Steel Sink



FAUCET HOLES	STOCK NO	EACH
3-Hole	ELLR15173	733.33

### LR1722

- 17" x 22" x 7⅝"
- Single Compartment
- 13½" x 16" x 7½" Bowl Size
- 18 Gauge Stainless Steel Sink



FAUCET HOLES	STOCK NO	EACH
3-Hole	ELLR17223	759.50

### LR1918

- 19" x 18" x 7⅝"
- Single Compartment
- 16" x 11½" x 7½" Bowl Size
- 18 Gauge Stainless Steel Sink



FAUCET HOLES	STOCK NO	EACH
3-Hole	ELLR19183	761.87

### LR2522

- 25" x 22" x 8⅞"
- Single Compartment
- 21" x 15¾" x 7¾" Bowl Size
- 18 Gauge Stainless Steel Sink



FAUCET HOLES	STOCK NO	EACH
4-Hole	ELLR25224	863.35

## Bar Drop-in Sink

### BLR151 Bar Sink

- 15" x 15" x 7⅞"
- Single Compartment
- 12" x 9¼" x 7" Bowl Size
- 18 Gauge Stainless Steel Sink



FAUCET HOLES	STOCK NO	EACH
1-Hole	ELBLR151	700.83

### DLR172210

- 17" x 22" x 10⅞"
- Single Compartment
- 13½" x 16" x 10" Bowl Size
- 18 Gauge Stainless Steel Sink



FAUCET HOLES	STOCK NO	EACH
3-Hole	ELDLR1722103	929.15

### DLR191910

- 19½" x 19" x 10⅞"
- Single Compartment
- 16" x 13½" x 10" Bowl Size
- 18 Gauge Stainless Steel Sink



FAUCET HOLES	STOCK NO	EACH
3-Hole	ELDLR1919103	968.79

### DLR252210

- 25" x 15¾" x 10⅞"
- Single Compartment
- 21" x 15¾" x 10" Bowl Size
- 18 Gauge Stainless Steel Sink



FAUCET HOLES	STOCK NO	EACH
3-Hole	ELDLR2522103	1095.63

### DLR252212

- 25" x 22" x 12⅞"
- Single Compartment
- 21" x 15¾" x 12" Bowl Size
- 18 Gauge Stainless Steel Sink



FAUCET HOLES	STOCK NO	EACH
3-Hole	ELDLR2522123	1207.41

## Double Bowl Drop-in Sinks

### LR2918

- 29" x 18" x 7⅝"
- Equal Double Compartments
- 12" x 12" x 7½" Bowl Sizes
- 18 Gauge Stainless Steel Sink



FAUCET HOLES	STOCK NO	EACH
4-Hole	ELLR29184	1239.92

### LR3322

- 33" x 22" x 8⅞"
- Equal Double Compartments
- 13½" x 16" x 7¾" Bowl Sizes
- 18 Gauge Stainless Steel Sink



FAUCET HOLES	STOCK NO	EACH
3-Hole	ELLR33223	1289.07
4-Hole	ELLR33224	1289.07

## Undermount Sinks

### ELUH3118

- 30¾" x 18½" x 7⅞"
- Equal Double Compartments
- 13½" x 16" x 7⅞" Bowl Sizes
- 18 Gauge Stainless Steel Sink



STOCK NO	EACH
ELELUH3118	956.89

### ELUH3120R

- 31¼" x 20½" x 9⅞"
- Offset Compartments
- 14" x 18" x 9⅞" Bowl One Size
- 13½" x 16" x 7⅞" Bowl Two Size
- 18 Gauge Stainless Steel Sink



STOCK NO	EACH
ELELUH3120R	1114.65

### ELUH3120L

- 31¼" x 20½" x 9⅞"
- Offset Compartments
- 13½" x 16" x 7⅞" Bowl One Size
- 14" x 18" x 9⅞" Bowl Two Size
- 18 Gauge Stainless Steel Sink



STOCK NO	EACH
ELELUH3120L	1114.65

### ELUH1316

- 16" x 18½" x 7⅞"
- Single Compartment
- 13½" x 16" x 7⅞" Bowl Size
- 18 Gauge Stainless Steel Sink



STOCK NO	EACH
ELELUH1316	531.17



## Double Bowl Drop-in Sinks



### GE23321

- 33" x 21<sup>1</sup>/<sub>4</sub>" x 5<sup>5</sup>/<sub>8</sub>"
- Equal Double Compartments
- 14" x 15<sup>3</sup>/<sub>4</sub>" x 5<sup>1</sup>/<sub>4</sub>" Bowl Sizes
- 22 Gauge Stainless Steel Sink
- ADA Compliant



FAUCET HOLES	STOCK NO	EACH
3-Hole	ELGE233213	241.80

### D23321

- 33" x 21<sup>1</sup>/<sub>4</sub>" x 6<sup>9</sup>/<sub>16</sub>"
- Equal Double Compartments
- 14" x 15<sup>3</sup>/<sub>4</sub>" x 6<sup>3</sup>/<sub>8</sub>" Bowl Sizes
- 22 Gauge Stainless Steel Sink



FAUCET HOLES	STOCK NO	EACH
3-Hole	ELD233213	142.90
4-Hole	ELD233214	142.90

### D23322

- 33" x 22" x 6<sup>9</sup>/<sub>16</sub>"
- Equal Double Compartments
- 14" x 15<sup>3</sup>/<sub>4</sub>" x 6<sup>3</sup>/<sub>8</sub>" Bowl Sizes
- 22 Gauge Stainless Steel Sink



FAUCET HOLES	STOCK NO	EACH
3-Hole	ELD233223	142.90
4-Hole	ELD233224	142.90

## Single Bowl Drop-in Sinks



### GE12521R3/L3

- 25" x 21<sup>1</sup>/<sub>4</sub>" x 5<sup>5</sup>/<sub>8</sub>"
- Single Compartment
- 21" x 15<sup>3</sup>/<sub>4</sub>" x 5<sup>1</sup>/<sub>4</sub>" Bowl Size
- 22 Gauge Stainless Steel Sink
- ADA Compliant



FAUCET HOLES	DRAIN LOCATION	STOCK NO	EACH
3-Hole	Right	ELGE12521R3	208.51
3-Hole	Left	ELGE12521L3	208.51

### D23319

- 33" x 19" x 6<sup>7</sup>/<sub>16</sub>"
- Equal Double Compartments
- 14" x 14" x 6<sup>3</sup>/<sub>16</sub>" Bowl Sizes
- 22 Gauge Stainless Steel Sink



FAUCET HOLES	STOCK NO	EACH
4-Hole	ELD233194	198.99

### DD23322

- 33" x 22" x 7<sup>1</sup>/<sub>16</sub>"
- Equal Double Compartments
- 14" x 15<sup>3</sup>/<sub>4</sub>" x 6<sup>3</sup>/<sub>8</sub>" Bowl Sizes
- 22 Gauge Stainless Steel Sink



FAUCET HOLES	STOCK NO	EACH
4-Hole	ELDD233224	189.88

### DSE23321

- 33" x 21<sup>1</sup>/<sub>4</sub>" x 8<sup>1</sup>/<sub>16</sub>"
- Equal Double Compartments
- 14" x 15<sup>3</sup>/<sub>4</sub>" x 7<sup>7</sup>/<sub>8</sub>" Bowl Sizes
- 20 Gauge Stainless Steel Sink



FAUCET HOLES	STOCK NO	EACH
4-Hole	ELDSE233214	209.45

### DSE23322

- 33" x 22" x 8<sup>1</sup>/<sub>16</sub>"
- Equal Double Compartments
- 14" x 15<sup>3</sup>/<sub>4</sub>" x 7<sup>7</sup>/<sub>8</sub>" Bowl Sizes
- 20 Gauge Stainless Steel Sink



FAUCET HOLES	STOCK NO	EACH
1-Hole	ELDSE233221	209.45
3-Hole	ELDSE233223	209.45
4-Hole	ELDSE233224	209.45

## Bar Drop-in Sinks



### D11719 Bar Sinks

- 17" x 19" x 6<sup>3</sup>/<sub>16</sub>"
- Single Compartment
- 14" x 14" x 6" Bowl Size
- 22 Gauge Stainless Steel Sink
- ADA Compliant



FAUCET HOLES	STOCK NO	EACH
2-Hole	ELD117192	160.14
3-Hole	ELD117193	160.14

## Undermount Sinks

### DXUH1618 Bar Sink

- 16<sup>1</sup>/<sub>2</sub>" x 18<sup>1</sup>/<sub>4</sub>" x 8"
- Single Compartment
- 14" x 15<sup>3</sup>/<sub>4</sub>" x 8" Bowl Size
- 18 Gauge Stainless Steel Sink



STOCK NO	EACH
ELDXUH1618	245.77

### DXUH3118

- 31<sup>3</sup>/<sub>4</sub>" x 18<sup>1</sup>/<sub>4</sub>" x 8"
- Equal Double Compartments
- 14" x 15<sup>3</sup>/<sub>4</sub>" x 8" Bowl Size
- 18 Gauge Stainless Steel Sink



STOCK NO	EACH
ELDXUH3118	414.63

**Badger I**

- 1/3 HP
- Continuous feed
- One-year parts and in-home service warranty
- Die cast aluminum grind chamber



STOCK NO	EACH
INBA	165.34
<b>with 3' 120v power cord</b>	
INBAW	172.08

**Badger 5**

- 1/2 HP
- Continuous feed
- 3 year parts and in-home service warranty
- 360 swivel impellers
- Plastic Grind Chamber



STOCK NO	EACH
INBAV	192.02
<b>with 3' 120v power cord</b>	
INBAVW	198.76

**Badger 5XP**

- 3/4 HP
- Continuous Feed
- 4 year parts and in-home service warranty
- Galvanized Steel Construction
- Space Saving



STOCK NO	EACH
INBAVXPW	260.55

**PRO 750™**

- MultiGrind™
- SoundSeal™
- 10 Year parts and labor in-home service warranty
- 3/4 HP DuraDrive® induction motor
- Stainless Steel Grind Components



STOCK NO	EACH
PRO750W	398.93

**PRO 880LT**

- MultiGrind™ 2 stages
- SoundSeal™ Technology
- 8 Year parts and labor in-home service warranty
- Auto Reverse Grind System™
- 7/8 HP DuraDrive® induction motor
- Stainless Steel Grind Components



STOCK NO	EACH
PRO880LTW	458.66

**PRO 1000LP**

- MultiGrind™ Technology
- SoundSeal™ Technology
- Auto Reverse Grind System™
- 1 HP Single Phase Motor
- 10 year In-Home Limited Warranty
- Stainless Steel Grind Components



STOCK NO	EACH
PRO1000LPW	640.19

**PRO 1100XL™**

- MultiGrind Plus™
- SoundSeal Plus™
- 12 year parts & labor in-home service warranty
- Auto Reverse Grind System™
- 1.1 HP DuraDrive® induction motor
- New Lift and Latch™ Technology



STOCK NO	EACH
PRO1100XLW	699.83

**Contractor 333**

- 3/4 Horsepower Heavy Duty Motor (Quiet Dura-Drive® Induction Motor)
- 7-Year We Come To You® In-Home Parts And Labor Service Warranty
- Stainless Steel Grind Components
- Quick Lock® mounting for fast,easy installation
- Polished stainless steel flange with 1-piece stainless steel stopper



STOCK NO	EACH
INCNTR333W	303.90

**Contractor 1000**

- 1 Horsepower Heavy Duty Motor (Quiet Dura-Drive® Induction Motor)
- 8-Year We Come To You® In-Home Parts And Labor Service Warranty
- Stainless Steel Grind Components
- Quick Lock® mounting for fast,easy installation
- Includes removable Quiet Collar® Sink Baffle
- Polished stainless steel flange with 1-piece stainless steel stopper



STOCK NO	EACH
INCNTR1000W	355.11

**PRO Cover Control™ PLUS**

- MultiGrind™
- SoundSeal Plus™
- Magnetic CoverStart™ Activation
- 10 Year parts and labor in-home service warranty
- Auto Reverse Grind System™
- 7/8 HP DuraDrive® induction motor
- Stainless Steel Grind Components



STOCK NO	EACH
PROCCPLUSW	514.17

**Septic Assist™**

- MultiGrind™
- SoundSeal™
- 8 Year parts and labor in-home service warranty
- Bio-Charge® Injection Technology
- 3/4 HP DuraDrive® induction motor
- Stainless Steel Grind Components



STOCK NO	EACH
PROSEPTIC	449.95

**Septic Assist™ Replacement Cartridge**

- Bio-Charge Enzyme: Treatment to break down food and other household waste
- Citriscent to help control odors



STOCK NO	EACH
INSEPREF	23.59

**Accessories** <sup>(21)</sup>

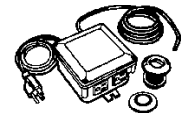
**Power Cord Assembly**

STOCK NO	EACH
INCRD00	22.06



**SinkTop Switch**

STOCK NO	EACH
INSTS00	171.98



**SinkTop Switch Button FOR STS SinkTop Switch**

FINISH	STOCK NO	PRICE
Satin Nickel	INSTCSN	36.51
Oil Rubbed Bronze	INSTCORB	36.51
Matte Black	INSTCMTBLK	36.51



**JamBuster® Wrenchette**

STOCK NO	EACH
INWRN00	11.67



**We Come To You™ In Home Warranty**

All InSinkErator models provide in-home limited warranties. That means We Come to You whenever your InSinkErator garbage disposal or hot water dispenser needs service within the warranty period.

## Stoppers, Baffles, Mounting Gaskets, and Sink Flanges<sup>(21)</sup>

### Plastic Stopper

STOCK NO	EACH
INSTPPL	11.67

### Stainless Steel Stopper

STOCK NO	EACH
INSTPSS	22.57

### Removable Sound Baffle

STOCK NO	EACH
INRSB00	12.18

### Quiet Collar Sink Baffle

STOCK NO	EACH
INQCBAM	17.13

### Mounting Gaskets FOR Badgers, 444 & Pro333

STOCK NO	EACH
INSMG00	15.26

### FOR 555SS, 777SS, Pro77, & Older Pro Series Models

STOCK NO	EACH
INDMG00	16.42

### Sink Flanges

FINISH	STOCK NO	PRICE
Stainless Steel	INFLGSS	32.32
White	INWHFL	53.22

### Mountain Plumbing<sup>(18)</sup>

3 1/2" Deluxe Stemball Kitchen Sink Strainer

FINISH	STOCK NO	PRICE
PVD Oil Rub Bronze	MT300PVDORB	170.70

### Mountain Plumbing<sup>(18)</sup>

Stopper & Strainer Unit Waste Disposer Trim

FINISH	STOCK NO	PRICE
Br. Stainless	MT200EVBRB	60.53
Oil Rubbed Brz	MT200EVORB	99.29
PVD Oil Rub Bronze	MT200EVPVDORB	176.82

### #5 Sink Flange Kit

No welding disposer mount for standard 3-1/2" - 4" sink openings.

STOCK NO	EACH
IN12506	491.40

### Mounting Gasket

STOCK NO	EACH
IN11016	87.75

## Hot Water Dispensers

### Instant Hot Water Dispenser Systems

- Mounts on sink, 1 1/4" Hole
- Includes 2/3-gallon hot water tank
- Easy to adjust temperature control
- Tool-free tank connections and dry start protection to ease installation
- Provides 60 cups/hr of near-boiling water
- We Come To You<sup>®</sup> 3-Year in-home limited warranty
- 115 volts, 750 watts, 6.5 amps

### HC-View-SS

Dispenses near-boiling 200°F and cool drinking water

FINISH	STOCK NO	PRICE
Chrome	INHCVIEWCSS	735.97
Satin Nickel	INHCVIEWSNSS	823.60

### HC-Wave-SS

Dispenses near-boiling 200°F and cool drinking water

FINISH	STOCK NO	PRICE
Chrome	INHCWAVECSS	735.97
Satin Nickel	INHCWAVESNSS	823.60

### H-Classic-SS

Hot Only

Dispenses near-boiling 200°F water

FINISH	STOCK NO	PRICE
Chrome	INHCLCSS	508.56

## Hot Water Dispenser Faucet

### Indulge Contemporary Instant Hot Water Dispenser

- Durable all brass construction
- Automatic shut-off of hot water
- 5-Year We Come To You<sup>®</sup> in-home warranty

FINISH	STOCK NO	PRICE
Oil Rubbed Brz	INFHC1100RB	797.85

## Hot Water Dispenser Water Filtration

### Model HWT-F1000S

- Includes hot water tank, head bracket, F-1000 replacement filter, 2 polyethylene tubes, quick-connect fitting, 2 mounting screws, & 1/4" compression fittings
- Stainless-steel construction (UL Certified)
- Easy-to-adjust temperature control 160-210 °F
- Compact 2/3-gallon holding capacity
- Up to 60 cups/hour of hot, filtered water
- 115 volts, 750 watts, 6.25 amps
- We Come To You<sup>®</sup> 3-Year In-Home Limited Warranty on tank; 1-Year on filtration system
- F-1000 filter reduces particulates, chlorine taste and odor (NSF 42 Certified)
- Recommended 6 months filter replacement

STOCK NO	EACH
INHWT-F1000S	563.51

## Foodservice Disposers

### SS-100 Small Capacity

- Corrosion Resistant Stainless Steel
- Cast Nickel Chrome Alloy Shredders
- 1 HP Motor, 1725 RPM's
- Triple lip seal protects motor

STOCK NO	EACH
115/208-230V, 60 Hz, 1 Phase cULus	
INSS10028	2754.47
208-230/460V, 60 Hz, 3 Phase cULus	
INSS10047	2754.47

### SS-200 Medium Capacity

- Corrosion Resistant Stainless Steel
- Cast Nickel Chrome Alloy Shredders
- 2 HP Motor, 1725 RPM's
- Triple lip seal protects motor

STOCK NO	EACH
115/208-230V, 60 Hz, 1 Phase cULus	
INSS20027	4101.65
208-230/460V, 60 Hz, 3 Phase cULus	
INSS20035	4101.65



## Laundry Tubs

### Model 17

- 16" x 23" x 23½"
  - DURASTONE® Fiberglass
  - Built-in angled scrub board
  - 19 Gallon capacity, extra deep 13" tub
  - Connects to standard 1½" P or S trap
  - 4" or 8" centers for dual-handle faucets
- Wall model includes mounting bracket



DESCRIPTION	STOCK NO	EACH
Wall hung	MU17W	177.50
Wall hung (4-pack)	MU17WK	609.74
Floor mount (34" height)	MU17F	177.50
Floor Mount (4-pack)	MU17FK	609.74

### Model 26

- 14¾" x 40" x 24"
  - DURASTONE® Fiberglass
  - 19 Gallon capacity, extra deep 13" tubs
  - Double compartment with 1" recessed divider
  - Connects to standard 1½" P or S trap
  - 4" or 8" centers for single or dual-handle faucets
- Wall model includes mounting bracket



DESCRIPTION	STOCK NO	EACH
Wall Hung	MU26WM	362.13
Floor mount (34" height)	MU26FM	362.13

### Model 19

- 14¾" x 20" x 24"
  - Thermoplastic resins
  - 18 Gallon capacity, extra deep 13" tub
  - Connects to standard 1-1/2" P or S trap
  - 4" center for dual-handle faucet
- Wall model includes mounting bracket



DESCRIPTION	STOCK NO	EACH
Wall hung	MU19W	164.97
Floor mount (34" height)	MU19F	164.97

### 20.600 Faucet Block

Molded faucet block for overhead supplies.

STOCK NO	EACH
MU20600	6.16



### Model 18

- 14¾" x 20" x 24"
  - DURASTONE® Fiberglass
  - 18 Gallon capacity, extra deep 13" tub
  - Connects to standard 1½" P or S trap
  - 4" or 8" centers for single or dual-handle faucets
- Wall model includes mounting bracket



DESCRIPTION	STOCK NO	EACH
Wall hung	MU18WM	169.17
Wall hung (4-pack)	MU18WK	588.65
Floor mount (34" height)	MU18FM	169.17

### Model 10

- 22" x 25" x 13¾"
- Self-rimming Sink
- 1½" drain with stopper included
- 17 gallon capacity, extra deep bowl
- Connects to 1½" P or S trap
- 4" or 8" centers for single or dual-handle faucets



COLOR	STOCK NO	EACH
White	MU10M	151.75
Bone	MU10BN	167.11

### Model 10C

- 22" x 25" x 13¾"
- Self-rimming Sink
- 3½" reinforced drain
- 17 gallon capacity, extra deep bowl
- Connects to 1½" P or S trap
- 4" or 8" centers for single or dual-handle faucets



COLOR	STOCK NO	EACH
White	MU10C	147.15

### Model 11

- 20" x 17" x 10"
- Self-rimming Sink
- 3½" reinforced drain
- 8 gallon capacity, extra deep bowl
- Connects to 1½" P or S trap
- 4" or 8" centers for single or dual-handle faucets



COLOR	STOCK NO	EACH
White	MU11	132.72
Bone	MU11BN	146.62

### Model 12

- 15" x 18" x 23½"
  - Co-Polypure™ resins
  - 15 Gallon capacity, extra deep 13" tub
  - Connects to standard 1-1/2" P or S trap
  - 4" center for dual-handle faucet
- Wall model includes mounting bracket



DESCRIPTION	STOCK NO	EACH
Floor Mount (4-pack)	MU12K	370.36

## Mop Basins <sup>(18)</sup>

### Model 63M

- 24" x 24" x 10"
- DURASTONE® Fiberglass
- Removable strainer
- Available drain seals for connection to 2" pipe or 3" soil pipe



SIZE	STOCK NO	EACH
24x24"	MU63MX	276.79

### 63.401 Bumper Guards for 63M

STOCK NO	EACH
MU63401	31.31



### 67.2424 DURAGUARD™

- 20 gauge stainless steel wall guards
- Two 24" x 12" panels & bracket



STOCK NO	EACH
MU672424	266.03

### Model 65M

- 24" x 36" x 10"
- DURASTONE® Fiberglass
- Available drain seals for connection to 2" pipe or 3" soil pipe
- Self-draining shelf & removable strainer



SIZE	STOCK NO	EACH
24x36"	MU65MX	330.74

### 65.403 Bumper Guards for 65M

STOCK NO	EACH
MU65403	31.31



### 67.2436 DURAGUARD™

- 20 gauge stainless steel wall guards
- Two 24" x 36" x 12" panels & bracket



STOCK NO	EACH
MU672436	266.03

### 67.600 Mop Hanger

STOCK NO	EACH
MU65600	92.34



### 67.700 Hose & Holder

STOCK NO	EACH
MU65700	54.98



### Mop Service Basin Seals

- 65.308 - 2" Sch 40 DWV – ABE, PVC, or Cast Iron Drain Seal

STOCK NO	EACH
MU65308	15.57



- 65.311 - 3" Soil Pipe No-Hub Drain Seal

STOCK NO	EACH
MU65311	15.57



# Miscellaneous Plumbing

## Fiat Mop Basins <sup>(18)</sup> fiatproducts.com

### Model MSB2424

- 24" x 24" x 10"
- Square, Molded Stone™
- Stainless Steel drain to connect to a 3" drain pipe



SIZE	STOCK NO	EACH
24x24"	ASMSB2424	333.99

### Model MSB3624

- 36" x 24" x 10"
- Square, Molded Stone™
- Includes quick drain connector, integral stainless steel drain assembly and strainer plate



SIZE	STOCK NO	EACH
36x24"	ASMSB3624	398.57

### Model MSBID2424

- 24" x 24" x 10"
- Square, Molded Stone™
- Integral drain is molded into a one piece unit to connect to a 3" drain pipe.



SIZE	STOCK NO	EACH
24x24"	ASMSBID2424	262.64

### Bumperguard

DESCRIPTION	SIZE	STOCK NO	EACH
Vinyl (2)	24"	ASE77AA24	38.92
Stainless Steel (1)	24"	ASE88AA24	56.34

### Wall Guard

Stainless Steel.

SIZE	STOCK NO	EACH
24x24"	ASMSG2424	180.12

### Mop Hanger

STOCK NO	EACH
AS889CC	60.75

### Hose and Hose Bracket

STOCK NO	EACH
AS832AA	47.70

### Neoprene Drain Gasket

STOCK NO	EACH
ASQDC3SN	28.35

## Sioux Chief <sup>(18)</sup> siouxchief.com

### SquareMax™ Floor Sink Drain

- Sump area is 54% larger than most PVC square floor sinks
- Low profile design with anchor flange
- All inner surfaces are pitched
- Tough, impact resistant PVC construction



Does Not Include Strainer Top

SIZE	STOCK NO	EACH
2"	SC8612PX	71.44
3x4"	SC8613PX	71.44

### PVC Full Strainer

with Lift Handle. No. 861-5

STOCK NO	EACH
SC8615	35.73



### PVC Open 1/4 Strainer

No. 861-53

STOCK NO	EACH
SC86153	31.76



## Bubblers <sup>(18)</sup>

### 0360 Drinking Faucet

- Cast Brass Bubbler Head
- 1/2-14 NPS Male Thread
- Replaceable Cartridge
- Includes Flange



FINISH	STOCK NO	EACH
Polished Chrome	360BU	117.86

### 0360 Drinking Faucet

- Cast Brass Bubbler Head
- 3/8-18 NPS Female Thread
- Replaceable Cartridge
- Less Flange



FINISH	STOCK NO	EACH
Polished Chrome	362BU	95.82

## EFA8L1Z Floor Mount Non-Filtered

- 18"L x 14½"W x 41½"H
- Freestanding, 115V/60Hz
- Flexi-Guard® Safety Bubbler
- Mechanical Top Bubbler Button
- 8.0 GPH of 50°F Drinking Water

**Cold Water Supply ¾" IPS • Drain 1¼" IPS**

FINISH	STOCK NO	EACH
Light Gray Granite	ELEFA8	2220.41



## EWA8L1Z Wall Mount Non-Filtered

- 18"L x 14½"W x 29½"H
- 115V/60Hz
- Flexi-Guard® Safety Bubbler
- Mechanical Top Bubbler Button
- 8.0 GPH of 50°F Drinking Water

**Cold Water Supply ¾" IPS • Drain 1¼" IPS**

FINISH	STOCK NO	EACH
Light Gray Granite	ELEWA8	2101.95



## EWA14L1Z Wall Mount Non-Filtered

- 18"L x 14½"W x 29½"H
- 115V/60Hz
- Flexi-Guard® Safety Bubbler
- Mechanical Top Bubbler Button
- 14.0 GPH of 50°F Drinking Water

**Cold Water Supply ¾" IPS • Drain 1¼" IPS**

FINISH	STOCK NO	EACH
Light Gray Granite	ELEWA14	2417.85



## (21) Elkay Cooler Cartridge

STOCK NO	EACH
EL640100BBR	45.06



## (21) Elkay Solenoid Valve

STOCK NO	EACH
EL35981C	165.24



## (21) WaterSentry VII Replacement Filter

For Coolers + Fountains

STOCK NO	QTY.	EACH
EL51299C	1	155.60



## EHFSA8L1Z Wall Mount Non-Filtered

- 18"L x 18¾"W x 23¾"H
- 115V/60Hz
- Flexi-Guard® Safety Bubbler
- Electronic Front And Side Bubbler Pushbar
- 8.0 GPH of 50°F Drinking Water
- When bottom of unit installed 24"-27" from finished floor

**Cold Water Supply ¾" IPS • Drain 1¼" IPS**

FINISH	STOCK NO	EACH
Light Gray Granite	ELEHFA8	1917.68



## EZS8L Wall Mount Non-Filtered

- 18¾"L x 19"W x 19¼"H
- 115V/60Hz
- Flexi-Guard® Safety Bubbler
- Electronic Front Bubbler Pushbar
- 8.0 GPH of 50°F Drinking Water
- When bottom of unit installed 24"-27" from finished floor

**Cold Water Supply ¾" IPS • Drain 1¼" IPS**

FINISH	STOCK NO	EACH
Light Gray Granite	ELEZS8	1261.58



## EZSTL8LC Wall Mount Bi-Level Non-Filtered

- 115V/60Hz
- 36¾"L x 19"W x 25½"H
- Flexi-Guard® Safety Bubbler
- Electronic Front Bubbler Pushbar
- 8.0 GPH of 50°F Drinking Water
- When bottom of unit installed 24"-27" from finished floor

**Cold Water Supply ¾" IPS • Drain 1¼" IPS**

FINISH	STOCK NO	EACH
Light Gray Granite	ELEZSTL8LCC	2207.25



## (21) Elkay Bubbler Kit

Bubbler Housing, Complete Orifice Assembly, Chrome Pedestal, Copper Tube

STOCK NO	EACH
EL92715C	61.97



## EZH20 Wall Mount Bottle Filling Station

- 17¾"L x 11¾"W x 41¼"H
- 115V/60Hz
- Electronic Bottle Filler Sensor
- LED Filter Status Indicator
- Laminar flow, 50°F drinking water
- Silver Ion Antimicrobial protection
- Green Ticker™ Informs user of number of 20 oz. plastic water bottles saved from waste.

**8 GPH • No Bubbler**

FINISH	STOCK NO	EACH
Stainless Steel	ELLZ8WSSSMC	1984.50



## LZWSR Wall Mount Bottle Filling Station

- 17¾"L x 3¾"W x 18¾"H
- 115V/60Hz
- Electronic Bottle Filler Sensor
- LED Filter Status Indicator
- Laminar flow, Non-refrigerated
- Silver Ion Antimicrobial protection
- Green Ticker™ Informs user of number of 20 oz. plastic water bottles saved from waste.

**For 115V pushbar-activated EZ style water coolers**

FINISH	STOCK NO	EACH
Stainless Steel	ELLZWSRK	1427.63



## LZS8WSLK/LZS8WSSK Wall Mount Bottle Filling Station

- 18¾"L x 19"W x 39¼"H
- 115V/60Hz
- Flexi-Guard® Safety Bubbler
- Electronic Bottle Filler Sensor with Electronic Front And Side Bubbler Pushbar
- 8.0 GPH of 50°F Drinking Water
- LED Filter Status Indicator
- Laminar flow, Refrigerated
- Silver Ion Antimicrobial protection
- Green Ticker™ Informs user of number of 20 oz. plastic water bottles saved from waste.
- When bottom of unit installed 24"-27" from finished floor

**Cold Water Supply ¾" IPS • Drain 1¼" IPS**

FINISH	STOCK NO	EACH
Light Gray Granite	ELLZS8WSLK	2399.63
Stainless Steel	ELLZS8WSSK	2477.59



## LZSTL8WSLK Wall Mount Bi-Level Bottle Filling Station

- 36¾"L x 19"W x 39¼"H
- 115V/60Hz
- Flexi-Guard® Safety Bubbler
- Electronic Bottle Filler Sensor with Electronic Front And Side Bubbler Pushbar
- 8.0 GPH of 50°F Drinking Water
- LED Filter Status Indicator
- Laminar flow, Refrigerated
- Silver Ion Antimicrobial protection
- Green Ticker™ Informs user of number of 20 oz. plastic water bottles saved from waste.
- When bottom of unit installed 24"-27" from finished floor

**Cold Water Supply ¾" IPS • Drain 1¼" IPS**

FINISH	STOCK NO	EACH
Light Gray Granite	ELLZSTL8WSLK	3346.31



## (18) WaterSentry Plus Replacement Filter

For coolers with Bottle Fillers

STOCK NO	QTY.	EACH
EL51300C	1	145.80
EL51300C12PK	12	1498.50

(21)

## Regulator

Regulator, Holder, Tube and Hardware for Pushbar-Activated Models

STOCK NO	EACH
EL98732C	115.67





# Washing Machine Accessories <sup>(18)</sup>

## Center Drain Outlet Boxes

Size 11<sup>5</sup>/<sub>8</sub>" x 9<sup>1</sup>/<sub>2</sub>" Rough opening 10" x 8<sup>3</sup>/<sub>4</sub>" x 3<sup>1</sup>/<sub>2</sub>"  
1/2" MIP/Sweat Conx. Valve • 2" Threaded Drain

FINISH	STOCK NO	EACH
Galvanized Steel	B200	220.59



## Washing Machine Box with Tabs

Size 9<sup>1</sup>/<sub>4</sub>" x 14" with tabs for 16" Stud Bay  
1/2" MIP/Sweat Conx. Valve • 2" Slipnut Drain Kit

FINISH	STOCK NO	EACH
White Powder Coat	T200	239.04



## Oatey Quadro® Washing Machine Outlet Box

- Water Hammer Arrestors
- 4 - Side Brackets
- Faceplate
- Test Plug
- 2" PVC or ABS Sch. 40 Drain opening



FINISH	STOCK NO	EACH
1/4 Turn Brass Hammer Ball Valve – Copper Sweat		
White Polystyrene	WMOBWhA	95.56
1/4 Turn, 1/2" Viega PEX, Hammer		
White Polystyrene	OA38331	114.55

## Oatey MODA™ Washing Machine Outlet Box

- Water Hammer Arrestors
- 2 - Side Brackets
- 2 - Faceplates
- 2 - Sticker Covers
- Test Plug
- Center Support & LocPin
- PVC or ABS Sch. 40 Drain opening



FINISH	STOCK NO	EACH
Brass 1/4 turn valves • WMOB, F1960 PEX		
White PVC	OA37613	78.44

(18D)

## Viega PureFlow Washing Machine Outlet Box

With Two 1/4 turn brass valves • Press Connections

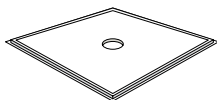
STOCK NO	EACH
STWAMABOWVA	64.15



## Suds Sentry ABS Washing Machine Pans

3<sup>3</sup>/<sub>4</sub>" Strainer Knockout (Less Strainer), 1" Height

SIZE	KNOCKOUTS	STOCK NO	EACH
27 <sup>1</sup> / <sub>16</sub> " x 31 <sup>3</sup> / <sub>8</sub> "	1	27WAMAPA	107.40
33 <sup>13</sup> / <sub>16</sub> " x 33 <sup>13</sup> / <sub>16</sub> "	2	33WAMAPA	111.60



## Camco Washing Machine Pan

Polypropylene Plastic, Includes PVC drain fitting

SIZE	STOCK NO	EACH
30" x 32"	CA20752	30.14

## Econo Center Drain Outlet Box

- Can be installed top-mount
- 2<sup>3</sup>/<sub>8</sub>" Center Drain
- Textured faceplate included

STOCK NO	EACH
Brass 1/4 turn valves, installed • 1/2" Sweat Conx. WMOBWL	62.83
Brass Qtr Turn Valves, Installed • 1/2" CPVC Conx. IPS82066	76.59
Washer Box Only – No Valves 112PVWMO	22.95



## DU-ALL™ Dual Drain Washing Machine Outlet Box

- Can be installed top-mount
- 2" Right and Left Drains with knockouts
- Textured faceplate included

STOCK NO	EACH
Brass 1/4 turn valves, Installed • 1/2" sweat conx DUALLBOX	73.13
Single Lever Valve Installed • 1/2" Sweat conx IPS85630	118.14



## Fluidmaster Washing Machine Hose

3/4" female x 3/4" female x 72"

FINISH	STOCK NO	EACH
Braided Stainless Steel	FL9WM72	22.28



## Rubber Washing Machine Hose

- Braided and reinforced
- 3/4" female x 3/4" female hose thread

STOCK NO	EACH
WAMAHO	12.59



## Duo-Cloz™ Manual Washing Machine Shut-off Valve

Dual adapters for 1/2" solder or 1/2" compression

FINISH	STOCK NO	EACH
Brass Body	WA2	192.43



## TimeOut Washing Machine Valve Kit

- Threaded inlet adapters
  - Water hammer arrestors
  - Wall outlet box
- Automatic timer valve that can be preset to shut off

STOCK NO	EACH
2354RBBXWHA	254.36




## Sioux Chief <sup>(18)</sup> siouxchief.com

## OxBox™ Washing Machine Outlet

No-lead valves. ABS supply box and frame, galvanized bracket, & debris cover.



STOCK NO	EACH
1/2" Female Sweat Connections SC696G2303MF	50.62
1/2" Female Sweat Connections WITH MiniResters SC696G2313MF	80.77
Viega PureFlow PEX Connections SC696G2303VF	50.62
Viega PureFlow PEX Connections WITH MiniResters SC696G2313VF	80.77
1/2" PEX Crimp F1807 Connections WITH MiniResters SC696G2313XF	80.77
1/2" Male CPVC Connections WITH MiniResters • Includes Plain Valve (NOT No-Lead) SC6962313CF	79.96
Fire-Rated ABS, No Lead 1/2" PEX Crimp F1807 Connections WITH MiniResters SC696RG2313XF	129.26



## Ox Box Outlet Frames

DESCRIPTION	STOCK NO	EACH
Single	SC6961F	2.52
Double	SC6962F	3.18

## Add-A-Line™

- Works with all CTS pipe types
- Perfect for adding humidifiers, dishwashers, ice makers or any new water line



Full slip valve tee.

SIZE	STOCK NO	EACH
7/8" x 1/4" OD Comp	SC601G30CV	51.21

# Ice Maker Accessories <sup>(18)</sup>

## Plastic Ice Maker Outlet Box

- Box 5<sup>3</sup>/<sub>4</sub>" x 4<sup>7</sup>/<sub>8</sub>" x 3<sup>1</sup>/<sub>2</sub>"
- Frame 8<sup>1</sup>/<sub>4</sub>" x 7<sup>9</sup>/<sub>16</sub>"
- Snap-On Frame



Brass 1/4 turn valve, installed • 1/2" sweat conx

STOCK NO	EACH
ICMABO	63.77

## Round Mini Ice Maker Box

- Round Trim Ring
- Brass 1/4 turn valve installed
- Can be mounted to left or right
- Pre-loaded Nails provide strong rigid mount



Mini IceMaker Outlet Box with solder valve

STOCK NO	EACH
MIICMABO	80.92

(18D)

## Viega PureFlow Orange Ice Maker Outlet Box

With One 1/4 turn brass valve • Press Connections



STOCK NO	EACH
STICMAOUBOWVA	43.39

## Oatey MODA™ Ice Maker Outlet Box

- Water Hammer Arrestor
- 2 - Side Brackets
- Faceplate
- Sticker Cover
- Test Plug
- LocPin



FINISH	STOCK NO	EACH
Brass 1/4 turn valve • IMOB, F1960 PEX		
White PVC	OA37691	57.06

## Ice Maker Supply

Braided Polymer • 1/4" Comp. x 1/4" Comp.



SIZE	STOCK NO	EACH
12"	B012IMF	17.15
72"	B072IM	33.27

## Ice Maker Supply Kit

PEX Water Supply Kit with 1/4" Valve



STOCK NO	EACH
OA34015	30.41

## Tub Box

- Depth 7" Each
- Top I.D. 13" x 13"
- Injection Molded
- High Impact Plastic
- Pipe Knockouts for 1/2" and 2" Pipe
- For tub trap & drain in slab foundation



Sold per piece, 2 required to make a complete box.

STOCK NO	EACH
TUBO	12.24

## Access Panels

- Installs between wall studs or ceiling joists
- Flush or surface-mounted frame
- Used to allow access to plumbing, electrical wiring or other utility applications
- Constructed of high-impact ABS
- Door requires a screwdriver to open



SIZE	STOCK NO	EACH
8" x 8"	ACPA8	24.53
14" x 14"	ACPA14	31.55

## Sioux Chief <sup>(18)</sup>

siouxchief.com



## OxBox™ Ice Maker Outlet Box

No-lead valves. ABS supply box and frame, galvanized bracket, & debris cover.

STOCK NO	EACH
----------	------

### Viega PureFlow PEX Connections

SC696G1000VF . . . . . 39.44

Viega PureFlow PEX Connections WITH MiniResters

SC696G1010VF . . . . . 54.52

### PEX Crimp F1807 Connections

SC696G1000XF . . . . . 39.44

PEX Crimp F1807 Connections WITH MiniResters

SC696G1010XF . . . . . 54.52

### 1/2" Male CPVC Connections

SC696G1000CF . . . . . 39.44

1/2" Female Sweat Connections WITH MiniResters

SC696G1010MF . . . . . 54.52

(02)

## Ice Maker Valve

Quarter-Turn Angle Stop  
1/2" PEX F1807 x 1/4" Compression



STOCK NO	EACH
SC130G2X0C	14.10

# American Standard Tub and Shower Fittings <sup>(16)</sup>

americanstandard-us.com



## Edgemere Collection Tub and Shower

**TU018502/TU018.501**

- Includes One-Piece Cartridge
- Double Ceramic Pressure Balance Cartridge
- Ceramic Disc Mixing Valve
- Ceramic Balancing Spool
- Integrated Check Valves
- Adjustable Hot Limit Safety Stop
- Single function:
  - 5¾" shower head
  - Slip-on diverter tub spout
  - Maximum flow rate of 2.5 gpm/9.5 L/min

**LESS valve, sold separately:  
For use with Flash Rough-in Valves**

FINISH	STOCK NO	EACH
<b>Tub &amp; Shower</b>		
Chrome	ASTU018502002	252.97
Legacy Bronze	ASTU018502278	365.96
Brushed Nickel	ASTU018502295	344.96
<b>Shower Only</b>		
Chrome	ASTU018501002	228.98
Legacy Bronze	ASTU018501278	327.97
Brushed Nickel	ASTU018501295	306.97



## Reliant 3® Collection Tub and Shower

**TU385502/TU385501**

- Includes One-Piece Cartridge
- Ceramic Disc Mixing Valve
- Ceramic Balancing Spool
- Multi-function (4 Spray Settings)
- 4½" showerhead
- Slip-on diverter tub spout
- Pressure compensating flow device
- Flow Rate of 2.5 gpm/9.5 L/min

**LESS valve, sold separately:  
For use with Flash Rough-in Valves**

FINISH	STOCK NO	EACH
<b>Tub &amp; Shower</b>		
Chrome	ASTU385502002	194.81
Brushed Nickel	ASTU385502295	261.74
<b>Shower Only</b>		
Chrome	ASTU385501002	155.84
Brushed Nickel	ASTU385501295	204.80



## Townsend Collection Tub and Shower

**TU353502/TU353501**

- Includes One-Piece Cartridge
- Double Ceramic Pressure Balance Cartridge
- Ceramic Disc Mixing Valve
- Ceramic Balancing Spool
- Integrated Check Valves
- Adjustable Hot Limit Safety Stop
- Single function:
  - 6" shower head
  - Slip-on diverter tub spout
  - Maximum flow rate of 2.5 gpm/9.5 L/min

**LESS valve, sold separately:  
For use with Flash Rough-in Valves**

FINISH	STOCK NO	EACH
<b>Tub &amp; Shower</b>		
Chrome	ASTU353502002	341.96
Brushed Nickel	ASTU353502295	466.95
<b>Shower Only</b>		
Chrome	ASTU353501002	304.97
Brushed Nickel	ASTU353501295	412.96



## Colony PRO Collection Tub and Shower

**TU075508/TU075507**

- Includes One-Piece Cartridge
- Ceramic Disc Mixing Valve
- Ceramic Balancing Spool
- Integrated Check Valves
- Single function 3¾" showerhead
- Slip-on diverter tub spout
- Wall escutcheon with Rd/Blue indicators
- Maximum flow rate of 1.75 gpm/6.6 L/min.

**LESS valve, sold separately:  
For use with Flash Rough-in Valves**

FINISH	STOCK NO	EACH
<b>Tub &amp; Shower</b>		
Chrome	ASTU075508002	121.77
<b>Shower Only</b>		
Chrome	ASTU075507002	95.99

*American Standard*

## Pressure Balance In-Wall Valve Body

**R121/R121SS/R127SS**

- Volume control and hot limit safety stop
- Ceramic disc valve cartridge
- Direct ½" inlets/outlets
- Less handle and trim

**Trim must be ordered separately**

DESCRIPTION	SCREWDRIVER STOPS	STOCK NO	EACH
½" Sweat or ½" NPT	No	ASR121	154.31
½" Sweat or ½" NPT	Yes	ASR121SS	187.63



## Flash™ Rough-in Valve Bodies

**RU101/RU102/RU101SS/RU107SS**

- Valve body features cast brass construction with a pre-installed test cap.
- Features back-to-back capability.
- ½" inlets and outlets.
- Stainless steel retaining ring with flats.
- Rough-in plaster guard designed as rough-in guide and for use as thin wall mounting support.

**TU Series trim kits with cartridges  
must be ordered separately**

DESCRIPTION	SCREWDRIVER STOPS	STOCK NO	EACH
½" Universal	No	ASRU101	63.99
½" Universal	Yes	ASRU101SS	91.55
½" Stub-out In/Out	No	ASRU102	63.99
½" PEX Crimp Inlets	Yes	ASRU107SS	91.55
½" PEX F1960 Cold Expansion Inlets	No	ASRU108	63.99
½" PEX F1960 Cold Expansion Inlets	Yes	ASRU108SS	91.55

# American Standard Tub and Shower Fittings <sup>(16)</sup>

americanstandard-us.com



## Serin On/Off Volume Control Kit

**T064.700**

Requires separate R711 Volume Control Valve

**Trim ONLY • LESS Rough-In**

FINISH	STOCK NO	EACH
Brushed Nickel. . . . .	AST064700295	115.99



## Extender Square Body Spray

**1660.140**

- Variable 3 function spray
- 1/2" NPT Male Connections, Flush Mount

FINISH	STOCK NO	EACH
Brushed Nickel. . . . .	AS1660140295	626.94



## Standard Shower Arm

**1660.240**

Brass Construction, 1/2" NPT Thread

FINISH	STOCK NO	EACH
Brushed Nickel. . . . .	AS1660240295	46.91

## DXV by American Standard

dxv.com



### In-Wall Diverter Valve

Diverter can be installed with the inlet rotated in any position and all connections are 1/2" NPT

#### Water Flow Control

FOR	STOCK NO	EACH
2-Outlets . . . . .	ASD35000420191	248.97
3-Outlets . . . . .	ASD35000430191	281.97



### Dual Control Lavatory Valve

Wall-Mount Valve ONLY

FOR	STOCK NO	EACH
Lavatory . . . . .	ASD35000450191	390.96



**Reserved**



# American Standard Lavatory Fittings <sup>(16)</sup>

americanstandard-us.com



## Reliant 3

7385.000

- All metal construction
- Ceramic disc valve cartridge
- Adjustable hot limit safety stop
- 1.2 gpm/4.5 L/min. Maximum flow
- 3/8" compression connections
- Metal Speed Connect™ pop-up drain
- Metal lever handle



FINISH	STOCK NO	EACH
Chrome	AS7385000002	195.80
Satin Nickel	AS7385000295	274.73
<b>7385.004 LESS pop-up drain</b>		
Chrome	AS7385004002	176.82



## Pillar Tap Metering Faucet

1340.109 Extended Spout - 5 3/8"

- Ideal for public restrooms
- Vandal resistant
- Cast brass construction and aerator
- 1.0 gpm with automatic shut-off
- LESS Grid drain, mixing valve and deck plate



FINISH	STOCK NO	EACH
Chrome	AS1340109002	165.98

**4" Deckplate for Metering Faucet  
see page 356**



## Townsend Single-Handle Faucet

7353.101

- Architecturally inspired tapered design
- Single hole mounting
- 1.2 gpm/4.5 L/min. maximum flow rate
- Stainless steel braided flexible supply hoses
- Pop-up drain
- Metal Speed Connect® drain
- Washerless 28 mm ceramic disc valve cartridge with integral hot limit safety stop



FINISH	STOCK NO	EACH
Chrome	AS7353101002	322.97
Satin Nickel	AS7353101295	451.95



## Townsend High-Arc Widespread Faucet

7353.801

- Urban inspired design with a high-arc spout for increased functionality and convenience
- Cast brass valve bodies with flexible stainless steel hose connections
- 6" to 12" (152 mm to 305 mm) installations
- 1.2 gpm/4.5 L/min. maximum flow rate
- 1/4 turn washerless ceramic disc valve cartridges
- Metal Speed Connect® drain body



FINISH	STOCK NO	EACH
Chrome	AS7353801002	441.95
Satin Nickel	AS7353801295	614.94



## Edgemere Centerset Faucet

7018.201

- Cast brass valve bodies with flexible stainless steel hose connections
- 3 hole mount, 4" centers
- 1.2 gpm/4.5 L/min. maximum flow rate
- 1/4 turn washerless ceramic disc valve cartridges
- Metal Speed Connect® drain body



FINISH	STOCK NO	EACH
Chrome	AS7018201002	240.98
Legacy Bronze	AS7018201278	360.96
Brushed Nickel	AS7018201295	337.96



## Colony® Pro

7075.000

- 4" Centerset
- 24" Color-coded braided flexible supply hoses with 3/8" compression connections
- Washerless 35mm ceramic disc valve cartridge with integral hot limit safety stop
- 1.2 gpm/4.5 L/min. Maximum flow
- Metal body, lever handle & pop-up drain



FINISH	STOCK NO	EACH
Chrome	AS7075000002	153.76
<b>7075.004 LESS pop-up drain</b>		
Chrome	AS7075004002	135.99



## Colony® Pro

7075.200

- 4" Centerset
- 1/4 turn washerless ceramic disc valve cartridges
- One-half inch male inlet shank
- Metal Body, Lever Handles & Pop-up Drain
- 1.2 gpm/4.5 L/min. Maximum flow



FINISH	STOCK NO	EACH
Chrome	AS7075200002	127.99

*American Standard*

**Reserved**

# American Standard Sink Fittings <sup>(16)</sup>

americanstandard-us.com



## Colony Pro Collection

- Brass swivel spout 360° rotation
- ¼ turn washerless ceramic disc valve cartridges
- One-half inch male inlet shank
- Metal construction and lever handles
- 1.2 gpm/4.5 L/min. Maximum flow

### 7074.500 Less Spray (3-hole 8" installation)

FINISH	STOCK NO	EACH
Chrome	AS7074500002	132.43

### 7074.501 With Side Spray (4-hole 8" installation)

FINISH	STOCK NO	EACH
Chrome	AS7074501002	159.09

*American Standard*



## Colony Pro

### 7077300.002 With Pull-Down Dual Spray

- Swivel spout with pull-down dual-spray head
- Quality ceramic disc valves
- Multifunction spray head with stream, spray and pause functions
- 1.5 gpm/5.7 L/min. maximum flow

### One or Three hole installation with deck plate

FINISH	STOCK NO	EACH
Chrome	AS7077300002	303.08
Stainless Steel	AS7077300075	364.41



## Colony Pro

- Brass 8½" long swivel spout 360° rotation
- Washerless 35 mm ceramic disc valve cartridge
- Integrated 24" color coded stainless steel supply lines with ⅜" compression connections
- 1.5 gpm/5.7 L/min. maximum flow

### 7074.000 Less Spray • 3 hole with deck plate

FINISH	STOCK NO	EACH
Chrome	AS7074000002	137.76

### 7074.040 With Spray • 4 hole with deck plate

FINISH	STOCK NO	EACH
Chrome	AS7074040002	165.32



## Colony Pro

- High-arc brass swivel & metal lever handles
- ¼ turn washerless ceramic disc valve cartridges
- One-half inch male inlet shank
- 1.5 gpm/5.7 L/min. maximum flow

### 7074.550 Less Spray • 4" 3-hole mount

FINISH	STOCK NO	EACH
Chrome	AS7074550002	159.09

### 7074.551 With Spray • 4-hole mount

FINISH	STOCK NO	EACH
Chrome	AS7074551002	187.54

# American Standard Sink Fittings <sup>(16)</sup>

americanstandard-us.com



## Edgewater Semi-Professional with SelectFlo

4932.350

- SelectFlo Spray head with 4 spray functions
- Memory position valving allows you to select a temperature setting without adjusting the handle each time
- Lead free, durable metal construction
- Integral check valves prevent back flow
- Ceramic disc valve cartridge
- 1.5 gpm/5.7 L/min. maximum flow

FINISH	STOCK NO	EACH
Chrome . . . . .	AS4932350002	681.93
Stainless Steel . . . . .	AS4932350075	835.91



## Edgewater Pull-Down with SelectFlo

4932.350

- SelectFlo Spray head with 4 spray functions
- Dock-Tite™ spray-head docking system uses magnetic technology and Re-Trax® for smooth pull-out, operation, and reaction
- Lead free, durable metal construction
- Integral check valves prevent back flow
- Ceramic disc valve cartridge
- 1.5 gpm/5.7 L/min. maximum flow

FINISH	STOCK NO	EACH
Chrome . . . . .	AS4932300002	532.94
Stainless Steel . . . . .	AS4932300075	681.93

## SelectFlo Scrub Brush Set

1660.403 • Set of two brushes



FINISH	STOCK NO	EACH
Plastic . . . . .	AS1660403007	22.22



## Beale Pull-Down Faucet Selectronic Hands-Free Technology

4931.380

- Selectronic hands-free sensor allows you to operate the faucet without touching, and easily changes to manual mode when desired with a sliding sensor door
- Dock-Tite™ spray-head docking system uses magnetic technology and Re-Trax® for smooth pull-out, operation, and reaction
- Fitting can be mounted with or without escutcheon plate (sold separately)
- Includes 39" integrated color coded braided stainless steel supply hoses with 3/8" compression connections
- 35 mm ceramic disc valve cartridge
- 1.5 gpm/5.7 L/min. maximum flow

FINISH	STOCK NO	EACH
Chrome . . . . .	AS4931380002	711.93
Stainless Steel . . . . .	AS4931380075	867.91



## Beale Pull-Down Faucet

4931.300

- Dock-Tite™ spray-head docking system uses magnetic technology and Re-Trax® for smooth pull-out, operation, and reaction
- Fitting can be mounted with or without escutcheon plate (sold separately)
- Includes 39" integrated color coded braided stainless steel supply hoses with 3/8" compression connections
- 35 mm ceramic disc valve cartridge
- 1.5 gpm/5.7 L/min. maximum flow

FINISH	STOCK NO	EACH
Chrome . . . . .	AS4931300002	495.95
Stainless Steel . . . . .	AS4931300075	589.94



## Monterrey Institutional Lavatory Centerset

- Solid brass construction
- Washerless ceramic disc valve cartridge
- 1/2" male threaded inlet shanks with brass coupling nuts
- Brass gooseneck spout
- 2.2 gpm/8.3 L/min. maximum flow

7500.170 LESS drain • Wrist blade handles

FINISH	STOCK NO	EACH
Chrome . . . . .	AS7500170002	207.39



## Monterrey 8" Widespread Faucet

- 10 5/8" Height 15 3/4" Width
- Washerless ceramic disc valve cartridge
- 1/2" male threaded inlet shanks with brass coupling nuts
- 8" copper connections
- Cast brass valve bodies with rigid copper connections
- 5" reach swivel gooseneck spout
- Water conserving 1.5 gpm
- Wrist blade handles with red/blue color indexes

6540.170 LESS drain • 3-hole mount

FINISH	STOCK NO	EACH
Chrome . . . . .	AS6540170002	258.49



## Colony Pro Bar Faucet

- 1/4 turn washerless ceramic disc valve cartridge
- 1/2" male inlet shanks
- Lever Handles
- Brass gooseneck 360° swivel spout
- 1.5 gpm/5.7 L/ min maximum flow rate

7074.400 • 2 or 3-hole 4" mount

FINISH	STOCK NO	EACH
Chrome . . . . .	AS7074400002	111.10
Stainless Steel . . . . .	AS7074400075	132.43

# Laundry/Utility Faucets <sup>(16)</sup>

americanstandard-us.com



## Colony Pro Laundry Faucet

- Brass 360° swivel spout
- 1/4 turn washerless ceramic disc valve cartridge
- 1/2" male inlet shanks
- Metal Lever Handles
- 1.5 gpm/5.7 L/ min maximum flow rate



**7074.240/7074.140 • 2 or 3-hole mount**

DESCRIPTION	STOCK NO	EACH
Chrome - Hose End. . . . .	AS7074240002	111.10
Chrome - Aerator. . . . .	AS7074140002	111.10

## Wall Mount Utility Faucet

8354.112

- Lever handles
- Bucket Hook
- Threaded hose end
- 1/2" NPT female inlets on 8" center
- 6" spout
- Vacuum breaker
- Stops in integral arm.
- Adjustable rough-in (from 6" to 10")



FINISH	STOCK NO	EACH
Polished Chrome. . . . .	AS8354112002	452.95
Rough Chrome. . . . .	AS8354112004	381.96

# American Standard Repair Parts <sup>(21)</sup>

## Cartridge Assembly

A954120.0070A

For two handle Colony

STOCK NO	EACH
ASA9541200070A . . . . .	34.56



## Cartridge Assembly

A954440.0070A

For single handle Colony

For use with R110

STOCK NO	EACH
ASA9544400070A . . . . .	63.11



## Cartridge Assembly

023529.0070A

For single handle Reliant Plus

For use with R120/R125

STOCK NO	EACH
AS0235290070A . . . . .	43.58



## Cartridge Assembly

M952100.0070A

Pressure Balanced Valve.

STOCK NO	EACH
ASM9521000070A . . . . .	51.10



## Faucet Replacement Valve Cartridge

994053.0070A

For use with Kitchen & Bath 2-handle faucets.

STOCK NO	EACH
AS9940530070A . . . . .	46.59



## Universal Cartridge

M970654-0070A

Pressure Balanced Cartridge for Flash.

STOCK NO	EACH
ASM9706540070A . . . . .	55.61



*American Standard*

# Gerber Tub & Shower Fittings <sup>(16)</sup>

gerber-us.com



## Hardwater Series

- 1/2" IPS or Sweat Connections
- 8" Centers
- Valve Included

### Tub & Shower 2-Handle

FINISH	STOCK NO	EACH
Chrome	GE58400	268.75

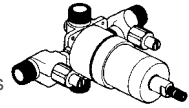
### Tub & Shower 3-Handle

FINISH	STOCK NO	EACH
Chrome	GE58500	330.12



## Ceramic Disc Cartridges

- Pressure Balanced Valves
- Bulk Pack
- For Use with: Riverdale, Waveland, Viper, and Maxwell Series
- Trim Sold Separately



GH-305

### IPS/Sweat - With Stops

FINISH	STOCK NO	EACH
Rough Brass	GEGH305PK	113.83

## Treysta Tub & Shower Rough-In Valve

- Includes forged valve body
- Plaster guard
- Innovative pressure test cap
- Can be pressure tested to 150 PSI
- Easy-access mounting



### 1/2" IPS/Sweat Inlets/Outlets - LESS Stops

FINISH	STOCK NO	EACH
Rough Brass	G00GS505	69.46

## Treysta Tub & Shower Rough-In Valve

- Includes forged valve body
- Plaster guard
- Innovative pressure test cap
- Can be pressure tested to 150 PSI
- Easy-access mounting



### 1/2" F1807 (Crimp) PEX Inlets, 1/2" IPS/Sweat Outlets - LESS Stops

FINISH	STOCK NO	EACH
Rough Brass	G00GS525	83.00

## Treysta Tub & Shower Rough-In Valve

- Includes forged valve body
- Plaster guard
- Innovative pressure test cap
- Can be pressure tested to 150 PSI
- Easy-access mounting



### 1/2" F1960 (Cold Expansion) PEX Inlets, 1/2" IPS/Sweat Outlets - LESS Stops

FINISH	STOCK NO	EACH
Rough Brass	G00GS527	83.00



## Laundry Fittings



### Allerton Laundry Faucet

- Bulk Pack
- 3 Hole Installation
- 8" Swing Spout
- Ceramic Disc Cartridge
- Lever Handles



#### All Brass Waterways

FINISH	STOCK NO	EACH
Chrome	GE49274PK	111.87



### Laundry Faucet

- Washerless
- Clamp-On
- 6" Swing Spout
- Lever Handles



#### Hose End, IPS/Sweat Connections (No aerator)

FINISH	STOCK NO	EACH
Rough Brass	GE49530	98.57



### Laundry Faucet

- Washerless
- Threaded Legs
- Lever Handles



#### IPS/Sweat Connections, LESS Aerator

FINISH	STOCK NO	EACH
Rough Brass	GE49540	126.97
Rough Brass	GE49556	100.50

## Bar Fittings



### Allerton Bar Faucet

- 3 Hole Installation
- 9<sup>7</sup>/<sub>8</sub>" Swing Spout
- 1.75 gmp @ 60 psi
- Ceramic Disc Cartridge
- 2 Lever Handles



FINISH	STOCK NO	EACH
Chrome	GE49372	138.03

## Kitchen Fittings



### Viper Kitchen Faucet

- 4 Hole Installation
- 7<sup>7</sup>/<sub>8</sub>" Swing Spout
- 1.75 gmp @ 60 psi
- Includes Side Spray
- Includes Integrated Deck Plate
- Ceramic Disc Cartridge
- Lever Handle



FINISH	STOCK NO	EACH
Chrome	GE40012	197.57



### Selene Kitchen Faucet

- Single Hole Installation
- 16<sup>3</sup>/<sub>4</sub>" Swing Spout
- 1.75 gmp @ 60 psi
- Dual Function Sprayhead: Single, Steady Flow and Power Spray
- SnapBack® Retraction System
- 3/8" Compression Connection
- Integral Check Valve
- Lever Handle



FINISH	STOCK NO	EACH
Chrome	D454012	318.45
Stainless Steel	D454012SS	416.79

### Cover Plate Assembly

For 8" Kitchen Faucets.  
1/4" Height, 10 1/4" Width, 2 1/2" Depth



FINISH	STOCK NO	EACH
Chrome	DA665051	24.36
Stainless Steel	DA665051BN	31.57

**danze**  
by GERBER

danze.com

## Lavatory Fittings



### Viper Lavatory Faucet

- 3 Hole Installation
- Includes Metal Touch Down Drain
- 1.2 gmp @ 60 psi
- Ceramic Disc Cartridge
- Lever Handles



FINISH	DRAIN OPTION	STOCK NO	EACH
Chrome	With Drain	GE40024	163.29
Chrome	Less Drain	GE40028	141.64



### Viper Lavatory Faucet

- 1 Hole Installation
- Includes Metal Touch Down Drain
- 1.2 gmp @ 60 psi
- Ceramic Disc Cartridge
- Lever Handle



FINISH	STOCK NO	EACH
Chrome	GE40029	165.09



### Viper Lavatory Faucet

- 3 Hole Installation
- Includes Metal Touch Down Drain
- 1.2 gmp @ 60 psi
- Ceramic Disc Cartridge
- 2 Lever Handles



FINISH	STOCK NO	EACH
Chrome	GE43011	146.15
Chrome Widespread	GE43376	242.67



### Antioch Lavatory Faucet

- 1 Hole Installation
- Includes Metal Touch Down Drain
- 1.2 gmp @ 60 psi
- Ceramic Disc Cartridge
- Lever Handle



FINISH	STOCK NO	EACH
Chrome	D222522	219.22



### Antioch Lavatory Faucet

- 3 Hole Installation
- Includes Metal Touch Down Drain
- 1.2 gmp @ 60 psi
- Ceramic Disc Cartridge
- 2 Lever Handles



FINISH	STOCK NO	EACH
Chrome	D301122	151.56

# Delta Tub and Shower Fittings <sup>(16)</sup>

deltafaucet.com



## Monitor® 17 Classic Series

- Soft, rubber spray holes with Full body, Massaging and Soft Drench settings
- Red/blue temperature indicator
- Meets ADA standards

FOR USE WITH R10000 UNIVERSAL VALVES

FINISH	STOCK NO	EACH
<b>T17430 Tub &amp; Shower</b>		
Chrome	DET17430	260.16
<b>T17230 Shower Only</b>		
Chrome	DET17230	237.94

## Innovations® Lever Handle

A74 • Accents for Monitor Series tub/shower fittings

FINISH	STOCK NO	EACH
Polished Chrome	DEA74	27.93



## Monitor® 17 Victorian Series

- Soft, rubber spray holes with Full body, Massaging and Soft Drench settings
- Two handles to control volume and water temperature independently
- Meets ADA standards

FOR USE WITH R10000 UNIVERSAL VALVES

FINISH	STOCK NO	EACH
<b>T17455 Tub &amp; Shower</b>		
Venetian Bronze	DET17455RB	786.43
<b>T17255 Shower Only</b>		
Venetian Bronze	DET17255RB	527.62

## Victorian® Lever Handle

FINISH	STOCK NO	EACH
Venetian Bronze	DEA716RB	43.00



## Monitor® 14 Ashlyn Series

- WaterSense certification
- Touch-Clean® showerhead.
- Single function operation
- Meets ADA standards

FOR USE WITH R10000 UNIVERSAL VALVES

FINISH	STOCK NO	EACH
<b>T14464 Tub &amp; Shower</b>		
Chrome	DET14464	219.82
Brilliance Stainless	DET14464SS	326.03
Venetian Bronze	DET14464RB	357.87
Matte Black	DET14464BL	338.69
<b>T14264 Shower Only</b>		
Chrome	DET14264	166.31
Brilliance Stainless	DET14264SS	249.48
Venetian Bronze	DET14264RB	265.83
Matte Black	DET14264BL	259.15



## Monitor® 17 Ashlyn Series

- Two handles to control volume and water temperature independently
- Touch-Clean® showerhead.
- Meets ADA standards

FOR USE WITH R10000 UNIVERSAL VALVES

FINISH	STOCK NO	EACH
<b>T17464 Tub &amp; Shower</b>		
Chrome	DET17464	251.36
Matte Black	DET17464BL	391.54
Venetian Bronze	DET17464RB	401.96
Brilliance Stainless	DET17464SS	376.91
<b>T17264 Shower Only</b>		
Chrome	DET17264	223.10
Matte Black	DET17264BL	346.83
Venetian Bronze	DET17264RB	355.33
Brilliance Stainless	DET17264SS	333.87



## Monitor® 17 Lahara Series

- Two handles to control volume and water temperature independently
- Touch-Clean® 5-setting showerhead: Pause, Full Body Spray, Full Spray w/Massage, Fast Massage, and Soft Drench Spray
- Meets ADA standards

FOR USE WITH R10000 UNIVERSAL VALVES

FINISH	STOCK NO	EACH
<b>T17438 Tub &amp; Shower</b>		
Chrome	DET17438	252.87
Brilliance Stainless	DET17438SS	378.93
Venetian Bronze	DET17438RB	411.89
<b>T17238 Shower Only</b>		
Chrome	DET17238	225.69
Brilliance Stainless	DET17238SS	341.56
Venetian Bronze	DET17238RB	368.00



## Universal Valves

- Universal valve body only
- 1/2" universal inlets/outlets

STOCK NO	EACH
<b>R10000</b>	
• Universal valve body only	
• 1/2" universal inlets/outlets	
<b>LESS Stops</b>	
DER10000UNBX	69.66
<b>WITH Stops</b>	
DER10000UNWS	101.60
<b>PEX Connections LESS Stops</b>	
DER10000PX	69.66
<b>PEX Connections WITH Stops</b>	
DER10000PXWS	101.60
<b>PEX F1960 Cold Expansion LESS Stops</b>	
DER10000MF	69.66
<b>High-Flow Shower Only</b>	
DER10000UNBXHF	69.66
<b>Pex Crimp Shower Only</b>	
DER10000PFSPX	86.37
<b>PEX with Tub Drop LESS Stops</b>	
DER10000PFTPX	93.00
<b>Pex with Tub Drop WITH Stops</b>	
DER10000PFTPXWS	130.26



## Universal Valves with In-Wall Diverter

- Universal valve body only
- 1/2" universal inlets/outlets

STOCK NO	EACH
<b>R22000 Shower Only</b>	
DER22000	232.82
<b>R22000 Shower Only WITH Stops</b>	
DER22000WS	269.73



## Monitor® 14 Lahara Series

Single function pressure balance cartridge

FOR USE WITH R10000 UNIVERSAL VALVES

FINISH	STOCK NO	EACH
<b>T14438 Tub &amp; Shower</b>		
Chrome	DET14438	219.77
Brilliance Stainless	DET14438SS	326.03
Venetian Bronze	DET14438RB	357.93
<b>T14238 Shower Only</b>		
Chrome	DET14238	171.32
Brilliance Stainless	DET14238SS	259.55
Venetian Bronze	DET14238RB	279.19



# Delta Tub and Shower Fittings <sup>(16)</sup>

deltafaucet.com

## Monitor® 13 Classic Series

- Tub/Shower fitting
- Touch-Clean®
- Pressure balanced
- Includes clear knob handle



FOR USE WITH R10000 UNIVERSAL VALVES

FINISH	STOCK NO	EACH
<b>T13422</b>		
Chrome	DET13422	152.39
<b>T13422-SOS with Slip-On Spout for 1/2" C.W.T.</b>		
Chrome	DET13422SOS	128.99

## (21) Clear Knob Handle

- For Tub/Shower Only
- Red/Blue indicators on handle button



H71 • for Monitor 13 Series

FINISH	STOCK NO	EACH
Clear	DEH71	39.80

## Monitor® 13 Classic Series

- Touch-Clean®
- Pressure balanced
- Slip on diverter spout
- Includes single lever handle



FOR USE WITH R10000 UNIVERSAL VALVES

FINISH	STOCK NO	EACH
<b>T13420-SOS with Slip-On Spout for 1/2" C.W.T.</b>		
Chrome	DET13420SOS	126.46

## Lever Handle

H79 • For Monitor 13 & 14 Series



FINISH	STOCK NO	EACH
Chrome	DEH79	55.42

## Monitor® 13 Classic Series

- 5 Spray Settings
- Touch-Clean®
- Pressure balanced
- Pull-up diverter tub spout
- Includes single lever handle



FOR USE WITH R10000 UNIVERSAL VALVES

FINISH	STOCK NO	EACH
<b>T13420 - Universal tub spout adapter included allows for thread, sweat or slip-on installation</b>		
Chrome	DET13420	152.39
Stainless Steel	DET13420SS	205.03
<b>T13220 Shower Only</b>		
Chrome	DET13220	122.16
Stainless Steel	DET13220SS	164.32

## Roman Tub Fittings Lahara Collection



### Tub Trim with Handshower

- 4 hole installation
- Coordinating Hand Shower with double check valves for backflow prevention
- 8 1/2" Long, 8 7/8" high rigid slip-on spout
- Scalloped handle bases, 2 9/16" diameter
- With conventional installation kit, adjusts to 1 1/4" maximum thickness



FOR USE WITH R4707 ROUGH-IN VALVE

FINISH	STOCK NO	EACH
<b>T4738</b>		
Chrome	DET4738	549.49
Brilliance Stainless	DET4738SS	823.97
Venetian Bronze	DET4738RB	878.80

### Roman Tub Rough-in Kit

R4707 • Includes Handshower

STOCK NO	EACH
DER4707	382.73



### Tub Trim Kit

- 3 hole installation
- 8 1/2" Long, 8 7/8" high rigid slip-on spout
- Scalloped handle bases, 2 9/16" diameter
- With conventional installation kit, adjusts to 1 1/4" maximum thickness



FOR USE WITH R2707 ROUGH-IN VALVE

FINISH	STOCK NO	EACH
<b>T2738</b>		
Chrome	DET2738	339.44
Brilliance Stainless	DET2738SS	508.83
Venetian Bronze	DET2738RB	542.75

### Roman Tub Rough-in Kit

R2707

STOCK NO	EACH
DER2707	179.93



### Victorian Lever

### Roman Tub Handle Kit

H616 • Must order both lever handle bases and accents to complete handle assembly

FINISH	STOCK NO	EACH
Chrome	DEH616	173.34
Brilliance Stainless	DEH616SS	263.58
Venetian Bronze	DEH616RB	268.11



## Premium Slide Bar Hand Shower

- Adjustable Slide bar
- 3-Setting hand shower
- Dual check valves
- 69" hose Included



FINISH	STOCK NO	EACH
<b>57014</b>		
Chrome	DE57014	357.82
Venetian Bronze	DE57014RB	572.41
Brilliance Stainless	DE57014SS	536.63

## Temp20® Showerhead

- 6-Settings
- Touch Clean spray holes
- 4 3/4" spray surface
- 5 1/4" showerhead length



FINISH	STOCK NO	EACH
<b>54446</b>		
Chrome	DE52646PK	192.22
Venetian Bronze	DE52646RBP	302.91
Brilliance Stainless	DE52646SSPK	275.21

## Diverter Valve



### 3 Setting 2-Port Diverter

FINISH	STOCK NO	EACH
<b>T11800 Trim ONLY</b>		
Chrome	DET11800	195.51
Venetian Brz.	DET11800RB	312.51
Stainless	DET11800SS	292.96

### Diverter Rough

- For use with 3 or 6 functions
- Three port diverter rough
- 1/2" Rough-In



STOCK NO	EACH
<b>R11000</b>	
DER11000	156.07

# Delta Showers Fittings and Accessories <sup>(16)</sup>

deltafaucet.com

## H2Okinetic®

- 5-Setting H2Okinetic Hand Shower
- 60"-82" Stretchable Metal Hose
- Soft-Touch Handle

### 54445-PK • Shower Mount Hand Shower

FINISH	STOCK NO	EACH
Chrome	DE54445PK	201.14



## Premium

- 5-Setting Hand Shower
- 60" UltraFlex Hose
- 2.00 gpm @ 80 psi
- Touch-Clean® Spray Holes
- 1/2" IPS connection point.

### 55436-PK • Fixed Wall Mount Hand Shower

FINISH	STOCK NO	EACH
Chrome	DE55436PK	139.01

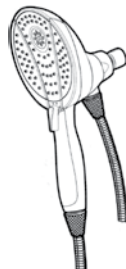


## In2ition®

- 4-setting hand shower
- Integrated handshower docks securely into showerhead
- 60"-82" stainless steel stretchable hose

### 58467-SS • Shower Mount

FINISH	STOCK NO	EACH
Brilliance Stainless	DE58467SS	346.78



## In2ition®

- 5-setting hand shower
- Integrated handshower docks securely into showerhead
- Touch-Clean® Spray Holes
- Includes 60"-82" hose
- 1/2" IPS connection point.

### 58569-PK • Shower Mount

FINISH	STOCK NO	EACH
Chrome	DE58569PK	300.51
Brilliance Stainless	DE58569SSPK	402.10



## H2Okinetic® In2ition®

- 5-setting hand shower
- MagnaTite® Docking
- Touch-Clean® Spray Holes
- Includes 60"-82" hose
- H2Okinetic® Technology

### 58480-PK • Shower Mount

FINISH	STOCK NO	EACH
Chrome	DE58480PRPK	370.54
Stainless	DE58480SSPRPK	481.75
Venetian Bronze	DE58480RBPk	583.97



## Universal Slide Bar

- 24 5/8" slide bar
- 70" Flex Hose mounts to shower arm
- Full Body spray with pause feature
- Touch-Clean® Spray Holes
- 1/2" IPS connection point.

### 51539-WHB • Fixed Wall Mount Hand Shower

FINISH	STOCK NO	EACH
White	DE51539WHB	185.19



## ADA Grab Bar Hand Held Showers

- 24" grab bar
- 2-Setting Handshower
- 82" UltraFlex Hose
- Touch-Clean® Spray Holes



FINISH	STOCK NO	EACH
--------	----------	------

52001-DS • 60"-82" Stretchable Hose Stainless Steel Grab Bar	DE52001DS	285.80
52002-UF • 70" Ultraflex Hose White Grab Bar	DE52002UF	219.33



# Delta Commercial Shower Fittings <sup>(16)</sup>

deltafaucet.com



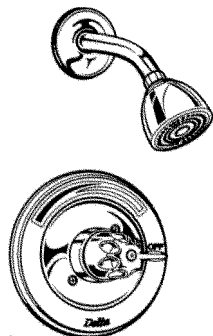
## Shower Trim Kit

**T13290**

- Shower fitting
- Handle adjusts temperature
- Vandal resistant blade handle

**FOR USE WITH R10000 UNIVERSAL VALVES**

FINISH	STOCK NO	EACH
Chrome	DET13290	135.27



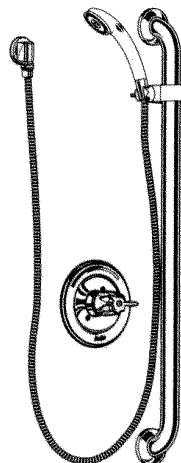
## Teck Series

**T13H153**

- Valve with hand held & cartridge
- 24" grab bar
- 70" vinyl hose
- Vacuum breaker
- ADA adjustable slide bar
- Vandal resistant blade handle

**FOR USE WITH R10000 UNIVERSAL VALVES**

FINISH	STOCK NO	EACH
Chrome	DET13H153	318.34



## ActiTouch® Hand Shower with Slide and Grab Bar

**51900**

- Spray settings include: Full Body, Fast Massage, Full Spray with Massage, Shampoo Rinsing, Shampoo Rinsing with Massage, Soft Drench, Soft Drench with Massage, and Soft Full
- 24" Grab bar supports 500 lbs
- Pause feature for water conservation
- 82" Hose and non-slip grip handle

**FOR USE WITH R10000 UNIVERSAL VALVES**

FINISH	STOCK NO	EACH
Chrome	DE51900	358.07
Brilliance Stainless	DE51900SS	447.59
Venetian Bronze	DE51900RB	519.06



## Universal Valves

**R10000**

- Universal valve body only
- 1/2" universal inlets/outlets



STOCK NO	EACH
<b>LESS Stops</b>	
DER10000UNBX	69.66
<b>WITH Stops</b>	
DER10000UNWS	101.60
<b>PEX Connections LESS Stops</b>	
DER10000PX	69.66

## Universal Valves with In-Wall Diverter

- For use with MultiChoice® Universal T13H and T17TH series with diverter valve for dual showers
- 1/2" universal inlets/outlets



STOCK NO	EACH
<b>R10700-UNWS Tub/Shower WITH Stops</b>	
DER10700UNWS	154.51

## HydraChoice® Body Spray Rough

**R50200**

- 1/2" rough-in
- 2 9/16" thru hole in wall
- Forged brass body
- Includes test cap and plasterguard
- For use with T50010 or T50210 and spray heads SH5000, SH5002, SH5003, or SH5005



STOCK NO	EACH
DER50200	100.48



## Classic

- 4" centerset
- Lead FREE
- Metal pop-up drain
- Hot/Cold handle indicators



### 2522LF-MPU • With clear knob handles

FINISH	STOCK NO	EACH
Chrome	DE2522LFMPU	169.60



## Classic

- 3 hole installation
- 6" to 16" center widespread
- Rigid spout 5 1/2" long, 3 7/8" high
- Metal Pop-up
- WaterSense® uses at least 20% less water
- 1/2" IPS Connection



### 2522LF-MPU • With metal lever handles

FINISH	STOCK NO	EACH
Chrome	DE3530LFMPU	362.02



## Classic

- 4" centerset
- Diamond Seal technology
- WaterSense®
- 3/8" O.D. straight, staggered PEX supply lines



### Single Metal Lever handle

FINISH	STOCK NO	EACH
<b>520-SSMPU-DST • Metal pop-up drain</b>		
Brilliance Stainless	DE520SSMPUDST	282.14
<b>520-DST • 50/50 pop-up drain</b>		
Chrome	DE520DST	192.52



## Commercial Faucets

- 4" centerset
- Metal pop-up drain
- Copper Supply Lines
- Vandal Resistant Aerator & Handle



### 520LF-HDF • Single Lever handle

FINISH	STOCK NO	EACH
Chrome	DE520LFHDF	235.59

## Lahara Collection



### Lahara®

- 1 or 3 Hole installation
- Metal pop-up
- Spout 5 1/2" long
- Diamond Seal Technology



### 538-MPU-DST • Single handle deck mount

FINISH	STOCK NO	EACH
Chrome	DE538MPUDST	287.86
Brilliance Stainless	DE538SSMPUDST	370.28
Venetian Bronze	DE538RBMPUDST	418.47



### Lahara®

- 3 Hole installation
- Metal pop-up
- Spout 5 1/2" long
- Diamond Seal Technology



### 2538-MPU-DST • Two handle deck mount

FINISH	STOCK NO	EACH
Chrome	DE2538MPUDST	211.67
Brilliance Stainless	DE2538SSMPUDST	287.81
Venetian Bronze	DE2538RBMPUDST	317.06



### Lahara®

- 3 Hole installation
- Metal pop-up
- Spout 5 1/2" long
- Diamond Seal Technology



### 3538-MPU-DST • Two handle widespread

FINISH	STOCK NO	EACH
Brilliance Stainless	DE3538SSMPUDST	478.10
Venetian Bronze	DE3538RBMPUDST	512.18



## Delta Lavatory Handle Options <sup>(16)</sup>



### Traditional Lever Handles



For two handle lav, kitchen, and bar sink faucets

FINISH	STOCK NO	EACH
Chrome/Porcelain	DEH212	139.55



### Lever Handle Bases



For two handle Lav faucets

FINISH	STOCK NO	EACH
Chrome	DEH24	91.19



### Accents



For Innovations two handle lav faucets

FINISH	STOCK NO	EACH
Chrome	DEA24	48.15
Polished Brass	DEA24PB	44.38
White	DEA24WH	55.63



### Lever Handle Bases



For two handle Roman tub faucets

FINISH	STOCK NO	EACH
Chrome	DEH64	139.27



### Accents



For above

FINISH	STOCK NO	EACH
Chrome	DEA64	51.61



## Teck Series

**22C101**

- 4" centerset
- 5 3/4" rigid spout
- 2 & 3-hole installation

**Single Lever handle • LESS Pop-up**



FINISH	STOCK NO	EACH
Chrome	DE22C101	228.92



## HDF Series

**511-LFHDF**

- 4" centerset
- 4 1/2" long spout
- 2-hole installation
- 2.2 gpm vandal resistant aerator
- NO Lift-rod hole

**Single Lever handle • LESS Pop-up**



FINISH	STOCK NO	EACH
Chrome	DE511LFHDF	216.46



## HDF Series

**501LF-HDF**

- 4" centerset
- 4 1/2" rigid spout
- 2-hole installation
- 1/2" IPS adapters
- 2.2 gpm vandal resistant aerator

**Single Lever handle • LESS Pop-up**



FINISH	STOCK NO	EACH
Chrome	DE501LFHDF	200.49
	<b>VR Spray Outlet, Single Lever handle • LESS Pop-up</b>	
Chrome	DE501LFHGMHDF	203.82



## Teck Series

**27C4844**

- 4" centerset
- 4 1/2" high spout
- 2-hole installation

**Wrist blade handle • TUF-TEK Cartridges**



FINISH	STOCK NO	EACH
Chrome	DE27C4844	304.48



## Teck Series

**27C2944**

- 8" centerset
- 6" high spout
- 3-hole installation

**Wrist blade handle • CER-TEK Cartridges**



FINISH	STOCK NO	EACH
Chrome	DE27C2944	366.16

## Ashlyn Collection



### Ashlyn®

**564-MPU-DST**

- Diamond Seal Technology
- 1 or 3 hole 4" installation
- Rigid spout
- 1.20gpm @ 60psi
- Includes matching finish drain assembly

**Single Lever handle • Metal Pop-up**



FINISH	STOCK NO	EACH
Chrome	DE564MPUDST	287.86
Brilliance Stainless	DE564SSMPUDST	370.28
Venetian Bronze	DE564RBMPUDST	418.47
Matte Black	DE564BLMPUDST	391.03



### Ashlyn®

**2564-MPU-DST**

- Diamond Seal Technology
- 3 hole 4" installation
- Rigid spout
- 1.20gpm @ 60psi
- Includes matching finish drain assembly

**Two Lever handles • Metal Pop-up**



FINISH	STOCK NO	EACH
Chrome	DE2564MPUDST	211.67
Brilliance Stainless	DE2564SSMPUDST	287.81
Venetian Bronze	DE2564RBMPUDST	317.37
Matte Black	DE2564BLMPUDST	299.65



### Ashlyn®

**3564-MPU-DST**

- Diamond Seal Technology
- 3 hole 6-16" installation
- EZ Anchor mounting
- Rigid spout
- 1.20gpm @ 60psi
- Includes matching finish drain assembly

**Two Lever handles • Metal Pop-up**



FINISH	STOCK NO	EACH
Chrome	DE3564MPUDST	365.92
Brilliance Stainless	DE3564SSMPUDST	478.10



## Trinsic®

**559LF-BLMPU**

- Diamond Seal Technology
- 1 or 3 hole 4" installation
- WaterSense®
- 1.2 gpm @ 60psi
- Includes matching finish drain assembly

**Single Lever handle • Metal Pop-up**



FINISH	STOCK NO	EACH
Matte Black	DE559LFBMPU	451.17





## Classic

### 100-DST/300-DST/400-DST

- 3-hole, 8" centerset
- 8" long swing spout
- 3/8" Compression Fittings
- DIAMOND Seal Technology

#### Chrome • Single lever handle

SIDE SPRAY OPTIONS	STOCK NO	EACH
NO Side Spray	DE100DST	175.11
Side Spray on deck	DE300DST	210.55
4-hole Side Spray	DE400DST	216.88



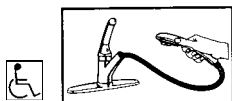
## Classic

### 175-DST

- 2-hole installation
- 8" long swing spout
- 3/8" Compression Fittings
- DIAMOND Seal Technology
- With Side Spray

#### Single lever handle

FINISH	STOCK NO	EACH
Chrome	DE175DST	216.88



## Signature

### 470-DST

- 9 1/8" long swing spout
- Single or 3 hole installation
- Stainless steel vacuum breaker ball
- Easy side-to-side activated aerated stream or full spray
- Quick-connect 60" spray hose, 38" reach
- Touch-Clean® sprayhead
- Red/blue handle indicator
- DIAMOND seal technology reduces leaks

#### Single lever handle • Optional Escutcheon Included

FINISH	STOCK NO	EACH
Chrome	DE470DST	496.73
Arctic Stainless	DE470ARDST	699.79

## RP1001

Soap Dispenser

FINISH	STOCK NO	EACH
Chrome	DERP1001	70.58
Brilliance Stainless	DERP1001SS	96.90

## RP1002

Arctic Stainless Soap Dispenser

STOCK NO	EACH
DERP1002AR	99.37



## Collins

### 140-DST

- 8" centerset
- 9" long swing spout
- 3/8" copper or compression and adapters to accept 1/2" IPS
- Red/blue handle indicators

#### Single lever handle

FINISH	STOCK NO	EACH
Chrome	DE140DST	197.79
Brilliance Stainless	DE140SSDST	256.51



## Collins

### 440-DST

- 8" centerset
- 9" long swing spout
- 1/2" I.P.S. adapters
- With hose and spray
- Red/blue handle indicators

#### Single lever handle

FINISH	STOCK NO	EACH
Chrome	DE440DST	239.15
Brilliance Stainless	DE440SSDST	329.67



## Leland

### 9178-DST

- 13 7/8" High-arc spout
- 59" hose providing 20" reach
- Spout swivels 360°
- DIAMOND seal technology reduces leaks
- SpotShield resists water spots and fingerprints

#### Single lever handle • Optional Escutcheon Included

FINISH	STOCK NO	EACH
Chrome	DE9178DST	429.81
Arctic Stainless	DE9178ARDST	484.33
Venetian Bronze	DE9178RBDST	622.89
SpotShield Stainless	DE9178SPDST	484.33



## Leland

### 978-DST

- 13 7/8" High-arc spout
- 59" hose providing 20" reach
- Spout swivels 360°
- DIAMOND seal technology reduces leaks

#### Single lever handle

FINISH	STOCK NO	EACH
Arctic Stainless	DE978ARDST	600.67
Venetian Bronze	DE978RBDST	644.00



## ESSA

### 9113-DST

- 15 1/4" High-arc spout
- 1 or 3 hole 8" Installation
- Spout swivels 360°
- DIAMOND seal technology

#### Single lever handle • Optional Escutcheon Included

FINISH	STOCK NO	EACH
Chrome	DE9113DST	395.19
Arctic Stainless	DE9113ARDST	445.30
Venetian Bronze	DE9113RBDST	572.78
Matte Black	DE9113BLDST	477.14



## Trinsic

### Touch2O

### 9159T-DST

- Touch2O Technology
- TempSense LED light
- 6 AA Included
- MagnaTite Docking
- Pull-Down Spray
- 15 1/16" Spout Height
- DIAMOND Seal Technology

#### Single lever handle • 1 or 3-hole 6" or 8" installation

FINISH	STOCK NO	EACH
Chrome	DE9159TDST	921.23
Arctic Stainless	DE9159TARDST	950.71
Matte Black	DE9159TBLDST	1006.64



## Trinsic

9159-DST

- 15<sup>1</sup>/<sub>16</sub>" High-arc spout
- 1 or 3 hole 8" Installation
- MagnaTite® pull-down swivels 360°
- Soft, rubber Touch-Clean® spray holes
- DIAMOND™ seal technology
- Includes integrated InnoFlex® PEX supply lines

### Single lever handle

Less Escutcheon Plate, see model RP64070 below

FINISH	STOCK NO	EACH
Chrome	DE9159DST	590.14
Arctic Stainless	DE9159ARDST	727.57



## CORANTO

9179-DST

- 15<sup>7</sup>/<sub>16</sub>" High-arc spout
- 1 or 3 hole 8" Installation
- ShieldSpray Technology
- MagnaTite® pull-down swivels 360°
- Soft, rubber Touch-Clean® spray holes
- DIAMOND™ Seal Technology
- Includes integrated InnoFlex® PEX supply lines

FINISH	STOCK NO	EACH
Chrome	DE9179DST	424.90
Arctic Stainless	DE9179ARDST	478.86
Venetian Bronze	DE9179RBDST	615.86
Matte Black	DE9179BLDST	478.86



## Escutcheon Plates



### RP70714

For Model 9181-DST


FINISH	STOCK NO	EACH
Chrome	DERP70714	72.33
Arctic Stainless	DERP70714AR	90.54



### RP64070

For Model 9159-DST

FINISH	STOCK NO	EACH
Arctic Stainless	DERP64070AR	192.89



## Two-Handle Kitchen Faucets



### Classic

2100-LF

- 8" centerset
- 8" long swing spout

### Metal blade handles

FINISH	STOCK NO	EACH
Chrome	DE2100LF	141.20



### Classic

2402-LF

- 8" centerset
- 9" long swing spout swings 360°
- With hose and spray
- Red/blue handle indicators

### Clear knob handles

FINISH	STOCK NO	EACH
Chrome	DE2402LF	172.73



## Service Sink Fitting

### Commercial

28T9

- Two Handle Wall-Mount
- Centers adjustable from 7<sup>3</sup>/<sub>4</sub>" to 8<sup>1</sup>/<sub>4</sub>"
- 8" long vacuum breaker spout
- Cast brass body
- Includes integral stops

FINISH	STOCK NO	EACH
Rough Chrome	DE28T9	234.67



## Speciality Faucets

### Classic

2302-LF

- Single hole installation
- 4<sup>1</sup>/<sub>4</sub>" long rigid spout
- 1/4 turn handle stop

FINISH	STOCK NO	EACH
Chrome	DE2302LF	106.92



### Commercial

710LF-HDF

- Two hole installation
- 3/8" O.D. straight copper supplies
- 5" long, 10" fixed spout
- Red/blue handle indicators

FINISH	STOCK NO	EACH
Chrome	DE710LFHDF	336.37



### Beverage

1960-DST

- 1-hole installation
- 3/8" compression fittings
- 5<sup>1</sup>/<sub>16</sub>" long spout swings 360°
- Diamond Seal Technology

### Single lever handle

FINISH	STOCK NO	EACH
Chrome	DE1960DST	328.36
Arctic Stainless	DE1960ARDST	401.83
Venetian Bronze	DE1960RBDST	461.05
Matte Black	DE1960BLDST	407.24



## Two-Handle Laundry Faucets



### Classic

2131-LF

- 2-hole or 3-hole installation
- 4" centerset
- 5<sup>5</sup>/<sub>16</sub>" spout with 360° swing

### With Hose Thread

FINISH	STOCK NO	EACH
Chrome	DE2131LF	106.02



### Classic

2133-LF

- 2-hole or 3-hole installation
- 4" centerset
- 6<sup>3</sup>/<sub>32</sub>" long, 3<sup>3</sup>/<sub>32</sub>" high swing spout 360°

### With Aerator

FINISH	STOCK NO	EACH
Chrome	DE2133LF	106.02









## Supply Elbow

for 1/2" IPS



FINISH	STOCK NO	EACH
Chrome	DEU4980PK	59.14
Venetian Bronze	DEU4980RBP	103.55
Brilliance Stainless	DEU4980SSPK	98.73

## Supply Elbow

for 1/2" IPS



FINISH	STOCK NO	EACH
Chrome	DE50560PR	79.36
Venetian Bronze	DE50560RB	102.46

## UltraFlex Shower Hose



FINISH	SIZE	STOCK NO	EACH
Chrome	70"	DEU490R70PK	49.55

## Stretchable Hose

Extendible Stainless Steel hose with Brass Nuts



FINISH	SIZE	STOCK NO	EACH
Chrome	60"-82"	DEU495D60PK	59.95

## Diverter Tub Spout

With shower 1/2" & 3/4" hose connector.



FINISH	STOCK NO	EACH
Chrome	DEU1010PK	112.71

## 3-Way Diverter

Flip Lever • Showerhead



FINISH	STOCK NO	EACH
Chrome	DEU4929PK	71.43
Brilliance Stainless	DEU4929SSPK	97.88

## U4920-PK

3-Way Shower Arm Diverter with Hand Shower Mount

- Brass Construction
- ADA Flip Lever Control



FINISH	STOCK NO	EACH
Chrome	DEU4920PK	82.76

## Ceiling Mount Shower Arm and Flange

- 6" Long
- 2 1/2" Diameter Flange
- 1/2" IPS Threads
- Lifetime Faucet and Finish Warranty



FINISH	STOCK NO	EACH
Chrome	DERP61058	99.98
Venetian Bronze	DERP61058RB	147.10
Brilliance Stainless	DERP61058SS	137.46

## Volume Control

U4760-PK

- Brass Construction
- Trickle Feature



FINISH	STOCK NO	EACH
Chrome	DEU4760PK	50.26

## Vacuum Breaker

FINISH	STOCK NO	EACH
Chrome	DEU4900PK	43.89



## Wall Mounts

Ready to mount



FINISH	STOCK NO	EACH
Chrome	DEU9501PK	48.00
Chrome	DEU4005PK	63.77
Brilliance Stainless	DEU4005SSPK	89.28

## Swivel connector for hand showers

FINISH	STOCK NO	EACH
Chrome	DEU4002PK	25.23



## Deluxe all metal swivel connector for hand showers

FINISH	STOCK NO	EACH
Chrome	DEU5002PK	43.32



## Shower Arm Mounts

DESCRIPTION	STOCK NO	EACH
Chrome, w/o pin	DEU3401PK	23.62
Chrome, w/pin	DEU4301PK	35.19



## Shower Heads

### 52653-PK

Shower Head

- Single Setting Shower Head
- 2 1/4" Spray Face Diameter



FINISH	STOCK NO	EACH
Chrome	DE52653PK	35.19

### Massage action or full spray shower head

FINISH	STOCK NO	EACH
Chrome	DE52665PK	34.34



### Raincan Showerhead

- Full Body Spray Setting
- Touch Clean spray holes
- 5 1/8" spray surface



FINISH	STOCK NO	EACH
Chrome	DERP51305	110.21
Venetian Bronze	DERP51305RB	169.35
Brilliance Stainless	DERP51305SS	158.63

## Hand Sets

### 59436-PK

5-Setting Hand Shower only

FINISH	STOCK NO	EACH
Chrome	DE59436PK	91.31



### Full Spray with Push Button

FINISH	STOCK NO	EACH
White	DE59462WHBP	40.06



### Full Spray

FINISH	STOCK NO	EACH
White	DE59462WHPK	35.19



## Pull-Out/Pull-Down & Single-Handle Sink Fittings



### P188103LF

#### Tunbridge Single-Handle Pull-Down

- Integrated handle
- Swivels 360 degrees
- 2-function, pull-down sprayer
- 1 or 3-hole sink applications
- Optional escutcheon, 1.5 gpm @ 60 psi
- 1/2"-14 NPSM threaded male inlet adapters



FINISH	STOCK NO	EACH
Chrome	DEP188103LF	201.27

### RP44479

#### Saop/Lotion Dispenser

1-hole installation



FINISH	STOCK NO	EACH
Chrome	DERP44479	28.46



### P18550LF

#### CHOICE Single-Handle Pull-Out

- 2-function, pull-out sprayer
- 1 or 3-hole sink applications
- Optional escutcheon
- 1.8 gpm flow rate
- 1/2" IPS connection



FINISH	STOCK NO	EACH
Chrome	DEP18550LF	154.31



### P110LF

#### CORE Single-Handle

- 3-hole sink application
- Spout swivels 360°
- 1.8 gpm flow rate
- 1/2" IPS connection



FINISH	STOCK NO	EACH
Chrome	DEP110LF	54.15



### P115LF

#### CORE Single-Handle

- Side spray
- 4-hole sink application
- Spout swivels 360°
- 1.8 gpm flow rate
- 1/2" IPS connection



FINISH	STOCK NO	EACH
Chrome	DEP115LF	68.53

## Single-Handle Lavatory Fittings



### P131LF

#### CORE Single-Handle Lever

- No pop-up
- 4" Centerset
- 3-hole sink application
- 1.5 gpm flow rate
- 1/2" IPS connection



FINISH	STOCK NO	EACH
Chrome	DEP131LF	48.51



### P136LF-M

#### CORE Single-Handle Lever

- Metal pop-up
- 4" Centerset
- 3-hole sink application
- 1.5 gpm flow rate
- 1/2" IPS connection



FINISH	STOCK NO	EACH
Chrome	DEP136LFM	66.15

# PEERLESS

## Tub & Shower Fittings



### PTT188763

#### CHOICE Shower Only Trim

- Touch-Clean® full spray showerhead
- Fits Delta R10000 Universal Valves
- Includes Delta 13-Series PB cartridge
- 1.5 gpm flow rate from showerhead



#### R10000 Valves Sold Separately (see page 316)

FINISH	STOCK NO	EACH
Chrome	DEPTT188763	70.77



### PTT188773

#### CHOICE Tub & Shower Trim

- Touch-Clean® full spray showerhead
- Fits Delta R10000 Universal Valves
- Includes Delta 13-Series PB cartridge
- 1.5 gpm flow rate from showerhead
- Slip-on tub spout



#### R10000 Valves Sold Separately (see page 316)

FINISH	STOCK NO	EACH
Chrome	DEPTT188773	83.12



**R10000 Universal Valves**  
Page 316

## Two-Handle Laundry Faucet



### P299232

#### CHOICE Two-Handle Laundry

- 4" centerset
- 3-hole sink application
- Threaded spout end
- 1/2" IPS connection



FINISH	STOCK NO	EACH
Chrome	DEP299232	50.42

**Reserved**

# Grohe Tub and Shower Fittings <sup>(49)</sup>

grohe.us

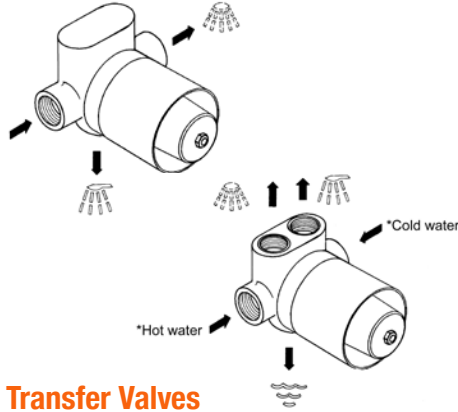
## Roman Tub Fillers



### Eurocube

- 8<sup>12</sup>/<sub>16</sub>" Spout Reach
- 1/2" Ceramic Cartridges
- GROHE SilkMove Ceramic Cartridge

FINISH	STOCK NO	EACH
Chrome	GR117982	801.70



### Transfer Valves

SIZE	STOCK NO	EACH
<b>3-Port Diverter/Transfer Valve</b>		
1/2" NPT Female	GR29712000	288.14
<b>5-Port Diverter/Transfer Valve</b>		
1/2" NPT Female	GR29714000	298.31



### Pressure Balance Valve

#### Tub & Shower Valve with push-button diverter

DESCRIPTION	STOCK NO	EACH
Tub & Shower	GR35016000	250.14



### GroheFlex Universal Pressure Balance Valve

#### Pressure Balance and Thermostatic Rough-In

DESCRIPTION	STOCK NO	EACH
Universal	GR35026000	176.27



### Volume Control Rough-In Valve

NPT Connections.

SIZE	STOCK NO	EACH
1/2"	GR29273000	89.83



### Wall Union

1/2" NPT Connections.

FINISH	STOCK NO	EACH
Chrome	GR28627000	96.61
Brushed Nickel	GR28627EN0	128.81

# Grohe Lavatory Fittings <sup>(49)</sup>

grohe.us



## Concetto

### Centerset Lavatory

- 7<sup>9</sup>/<sub>16</sub>" Faucet Height
- 3<sup>15</sup>/<sub>16</sub>" Swivel Spout Reach
- GROHE SilkMove Ceramic Cartridge
- Single Lever Handle
- Stainless Steel Braided Flexible Supplies

FINISH	STOCK NO	EACH
Chrome	GR3427000A	221.34

## Escutcheon Plates

### Euro 6" Escutcheon Plate



FINISH	STOCK NO	EACH
Chrome	GR07551000	28.79

## Escutcheon Plates

### Euro 10" Escutcheon Plate



FINISH	STOCK NO	EACH
Chrome	GR07552000	47.69
Real Steel	GR07552SD0	58.47

## Replacement Cartridges <sup>(21)</sup>

### Pressure Balanced

#### Cartridges

FOR USE WITH	STOCK NO	EACH
35 015/016	GR47678000	175.31
35 250	GR47157000	151.16

### Pressure Balanced

#### Check Inserts

FOR USE WITH	STOCK NO	EACH
35 015/016	GR47687000	74.36
35 250	GR47158000	82.01





**Reserved**

**Reserved**

**Reserved**



## Chateau Faucet

### One-handle Kitchen

- 8½" Spout Height 9½" Length
- Three hole application
- Mounts on Sink or Countertop
- ¾" Compression connection
- Limited Lifetime Warranty

FINISH	STOCK NO	EACH
Chrome	MO67425	172.37



## Chateau Faucet

### One-handle Kitchen with side spray

- 8½" Spout Height 9½" Length
- Four hole application
- Mounts on Sink or Countertop
- ¾" Compression connection
- Limited Lifetime Warranty

FINISH	STOCK NO	EACH
Chrome	MO67430	216.68
Spot Resist™		
Stainless	MO7430SRS	276.58



## Chateau Faucet

### One-handle Kitchen with side spray in deck

- 8½" Spout Height 9½" Length
- Three hole application
- Mounts on Sink or Countertop
- ¾" Compression connection
- Limited Lifetime Warranty

FINISH	STOCK NO	EACH
Chrome	MO67434	216.68



## Sleek Faucet

### One-handle Kitchen with pulldown hose

- 15.96" Spout Height 7.63" Reach
- Reflex™ pulldown system offers smoother operation, easy movement and secure docking
- PowerBoost™ Spray Technology
- Duralock™ quick connect installation
- Metal construction with various finishes identified by suffix
- Pulldown spray with 68" braided hose
- High arc spout provides height and reach to fill or clean large pots while pullout wand provides the maneuverability for cleaning or rinsing
- 360° rotating spout
- Flexible supply lines with 3/8" compression
- limited lifetime warranty

FINISH	STOCK NO	EACH
Chrome	MO7864	416.50
Spot Resist™		
Stainless	MO7864SRS	520.61



## Align Spring Pulldown Faucet

### One-handle Kitchen

- 22½" Spout Height 10" Length
- Power Clean™ spray technology
- Pulldown hose retracts with ease
- Duralock™ quick connect system
- One or three hole application
- Mounts on Sink or Countertop
- ¾" Compression connection
- Limited Lifetime Warranty



FINISH	STOCK NO	EACH
Chrome	MO5923	643.86
Matte Black	MO5923BL	836.99
Spot Resist™		
Stainless	MO5923SRS	804.79



## Align High Arc Pulldown Faucet

### One-handle Kitchen

- 15⅝" Spout Height 7⅞" Length
- Power Clean™ spray technology
- Pulldown hose retracts with ease
- Reflex system for smooth operation, easy movement and secure docking of the spray head
- Duralock™ quick connect system
- One or three hole application
- Mounts on Sink or Countertop
- ¾" Compression connection
- Limited Lifetime Warranty



FINISH	STOCK NO	EACH
Chrome	MO7565	570.18
Matte Black	MO7565BL	741.18
Spot Resist™		
Stainless	MO7565SRS	712.68



## Sleek Faucet with MotionSense Wave

### One-handle Kitchen with pulldown hose

- 15⅞" Spout Height 7⅞" Length
- Single sensor touchless activation
- Power Clean™ spray technology
- Pulldown hose retracts with ease
- Reflex system for smooth operation, easy movement and secure docking of the spray head
- Duralock™ quick connect system
- One or three hole application, deckplate included
- Mounts on Sink or Countertop
- ¾" Compression connection
- Limited Lifetime Warranty



FINISH	STOCK NO	EACH
Spot Resist™		
Stainless	MO7864EWSRS	718.45



## Air Gaps

- Limited Lifetime Warranty

FINISH	STOCK NO	EACH
Chrome	MO105895	44.33
Matte Black	MO105895BL	60.66
Oil Rubbed Bronze	MO105895ORB	63.90
Spot Resist Stainless	MO105895SRS	61.17



## Transitional Soap Dispenser

- Top lifts off for easy refill
- 18 ounce refillable bottle
- Limited Lifetime Warranty

FINISH	STOCK NO	EACH
Chrome	MOS3946C	206.60
Matte Black	MOS3946BL	268.58
Oil Rubbed Bronze	MOS3946ORB	289.24
Spot Resist Stainless	MOS3946SRS	258.25



Buy it for looks. Buy it for life.®

# Moen Lavatory Fittings <sup>(16)</sup>

moen.com



## Glyde Faucet

### Two-handle Lavatory

- 5<sup>7</sup>/<sub>16</sub>" Faucet Height
- 4" Centerset - Three hole application
- Meets EPA WaterSense® criteria
- 1/2" IPS connection
- Limited Lifetime Warranty



FINISH	STOCK NO	EACH
Chrome	MO66172	197.59



## Eva Faucet

### Two-handle Lavatory

- 6<sup>3</sup>/<sub>16</sub>" Faucet Height
- 4" Centerset - Three hole application
- Meets EPA WaterSense® criteria
- 1/2" IPS connection
- Limited Lifetime Warranty



FINISH	STOCK NO	EACH
Chrome	MO66410	197.59
Brushed Nickel	MO6410BN	295.88
Oil Rub Bronze	MO6410ORB	317.80



## Brantford Faucet

### Two-handle Lavatory

- 5" Faucet Height
- 4" Centerset - Three hole application
- Meets EPA WaterSense® criteria
- 1/2" IPS connection
- Limited Lifetime Warranty



FINISH	STOCK NO	EACH
Chrome	MO66610	197.59



## Dartmoor Faucet

### Two-handle Lavatory

- 6<sup>1</sup>/<sub>16</sub>" Faucet Height
- 4" Centerset - Three hole application
- Meets EPA WaterSense® criteria
- 1/2" IPS connection
- Limited Lifetime Warranty



FINISH	STOCK NO	EACH
Chrome	MO66802	197.59



Buy it for looks. Buy it for life.®



## Genta Faucet

### One-handle Lavatory

- 7<sup>13</sup>/<sub>32</sub>" Height (8<sup>15</sup>/<sub>32</sub>" handle up)
- One or Three hole application, deckplate included
- Meets EPA WaterSense® criteria
- 3/8" Compression connection
- Limited Lifetime Warranty



FINISH	STOCK NO	EACH
Chrome	MO6702	220.17



## Vichy Faucet

### One-handle Lavatory

- 6<sup>27</sup>/<sub>32</sub>" Height (8<sup>1</sup>/<sub>16</sub>" handle up)
- One hole application
- Meets EPA WaterSense® criteria
- 3/8" Compression connection
- Limited Lifetime Warranty



FINISH	STOCK NO	EACH
Chrome	MO6710	278.00



## Chateau Faucet

### One-handle Lavatory

- Chrome 5<sup>3</sup>/<sub>4</sub>" Height off position
- 4" Centerset - Three hole application
- Meets EPA WaterSense® criteria
- 1/2" IPS connection
- Limited Lifetime Warranty



DESCRIPTION	STOCK NO	EACH
50/50 Waste Assembly	MOL64621	188.93
Metal Waste Assembly	MOL64620	200.53



(21)

## Moen Replacement Cartridges

DESCRIPTION	STOCK NO	EACH
Single-Handle Brass	MO1200	76.13
Single-Handle Posi-Temp	MO1222	127.08
Two-Handle Hot/Cold	MO1224	24.97
Single-Handle	MO1225	48.00
Single-Handle Duralast	MO1255	49.15
Two-Handle Duralast	MO1234	24.18

(21)

## Moen Cartridge Puller

For MO1200, MO1222 & MO1225 Single-Handles

STOCK NO	EACH
MO104421	81.24



## Belfield Faucet

### Two-handle Lavatory

- 6<sup>9</sup>/<sub>16</sub>" Faucet Height
- 4<sup>13</sup>/<sub>16</sub>" Spout Reach
- 4" Centerset - Three hole application
- Meets EPA WaterSense® criteria
- 1/2" IPS connection
- Limited Lifetime Warranty



FINISH	STOCK NO	EACH
Chrome	MO6401	369.00
Brushed Nickel	MO6401BN	479.74
Oil Rub Bronze	MO6401ORB	516.61



## Belfield Faucet

### One-handle Lavatory

- 9<sup>1</sup>/<sub>2</sub>" Faucet Height
- 5<sup>1</sup>/<sub>2</sub>" Spout Reach
- One or three hole application, deckplate included
- Meets EPA WaterSense® criteria
- 3/8" Compression connection
- Limited Lifetime Warranty



FINISH	STOCK NO	EACH
Chrome	MO6402	355.73
Brushed Nickel	MO6402BN	462.47
Oil Rub Bronze	MO6402ORB	498.02



## Voss Faucet

### Two-handle Lavatory

- 6<sup>9</sup>/<sub>16</sub>" Faucet Height
- 5<sup>3</sup>/<sub>8</sub>" Spout Reach
- 4" Centerset - Three hole application
- Meets EPA WaterSense® criteria
- 1/2" IPS connection
- Limited Lifetime Warranty



FINISH	STOCK NO	EACH
Chrome	MO6901	344.34
Brushed Nickel	MO6901BN	464.90
Oil Rub Bronze	MO6901ORB	499.34



## Voss Faucet

### One-handle Lavatory

- 7<sup>1</sup>/<sub>16</sub>" Faucet Height
- 4<sup>1</sup>/<sub>16</sub>" Spout Reach
- One or three hole application, deckplate included
- Meets EPA WaterSense® criteria
- 3/8" Compression connection
- Limited Lifetime Warranty



FINISH	STOCK NO	EACH
Chrome	MO6903	346.46
Brushed Nickel	MO6903BN	467.74
Oil Rub Bronze	MO6903ORB	502.38

# Moen Tub and Shower Fittings <sup>(16)</sup>

moen.com



## Voss Tub/Shower

### Standard - One function

- Lever style handle
- 4<sup>1</sup>/<sub>16</sub>" diameter spray head
- 7<sup>3</sup>/<sub>4</sub>" tub spout length
- Posi-Temp control valve sold separately
- Slip fit tub spout
- Limited Lifetime Warranty

FINISH	STOCK NO	EACH
<b>Tub &amp; Shower</b>		
Chrome	MOT2693	275.06
Brushed Nickel	MOT2693BN	499.79
Oil Rubbed Bronze	MOT2693ORB	550.03
<b>Shower Only</b>		
Chrome	MOT2692	216.17
Brushed Nickel	MOT2692BN	393.20
Oil Rubbed Bronze	MOT2692ORB	432.45



## Eva Tub/Shower

### Standard - One function

- Lever style handle
- 3<sup>3</sup>/<sub>8</sub>" diameter spray head
- 7" tub spout length
- Posi-Temp control valve sold separately
- Slip fit tub spout
- Limited Lifetime Warranty

FINISH	STOCK NO	EACH
<b>Tub &amp; Shower</b>		
Chrome	MOT2133	137.53
Brushed Nickel	MOT2133BN	268.28
Oil Rubbed Bronze	MOT2133ORB	295.12
<b>Shower Only</b>		
Chrome	MOT2132	94.54
Brushed Nickel	MOT2132BN	203.41
Oil Rubbed Bronze	MOT2132ORB	223.67



## Belfield Tub/Shower

### Standard - One function

- Lever style handle
- 7" diameter spray head
- 7<sup>3</sup>/<sub>4</sub>" tub spout length
- Posi-Temp control valve sold separately
- Slip fit tub spout
- Limited Lifetime Warranty

FINISH	STOCK NO	EACH
<b>Tub &amp; Shower</b>		
Chrome	MOT2313	275.98
Brushed Nickel	MOT2313BN	501.72
Oil Rubbed Bronze	MOT2313ORB	552.20
<b>Shower Only</b>		
Chrome	MOT2312	217.03
Brushed Nickel	MOT2312BN	394.77
Oil Rubbed Bronze	MOT2312ORB	434.07



## Glyde Tub/Shower

### Standard - One function

- Lever style handle
- 3<sup>3</sup>/<sub>4</sub>" diameter spray head
- 7" tub spout length
- Posi-Temp control valve sold separately
- Slip fit tub spout
- Limited Lifetime Warranty

TRIM	FINISH	STOCK NO	EACH
Tub/Shower	Chrome	MOT2743	137.53
Shower Only	Chrome	MOT2742	94.54



## Eva Tub/Shower

### Rainshower - One function

- Lever style handle
- 8" diameter spray head
- 7" tub spout length
- Posi-Temp control valve sold separately
- Slip fit tub spout
- Meets EPA WaterSense® criteria
- Limited Lifetime Warranty

TRIM	FINISH	STOCK NO	EACH
Tub/Shower	Chrome	MOT2233EP	189.23
Shower Only	Chrome	MOT2232EP	147.10



## Brantford Tub/Shower

### Standard - One function

- Lever style handle
- 3<sup>3</sup>/<sub>8</sub>" diameter spray head
- 6<sup>1</sup>/<sub>2</sub>" tub spout length
- Posi-Temp control valve sold separately
- Slip fit tub spout
- Limited Lifetime Warranty

TRIM	FINISH	STOCK NO	EACH
Tub/Shower	Chrome	MOT2153	137.53
Shower Only	Chrome	MOT2152	94.54



## Glyde Tub/Shower

### Rainshower - One function

- Lever style handle
- 8" diameter spray head
- 7" tub spout length
- Posi-Temp control valve sold separately
- Slip fit tub spout
- Meets EPA WaterSense® criteria
- Limited Lifetime Warranty

TRIM	FINISH	STOCK NO	EACH
Tub/Shower	Chrome	MOT2843EP	189.23
Shower Only	Chrome	MOT2842EP	147.10



## Vichy Tub/Shower

### Eco-performance - One function

- Lever style handle
- 3<sup>3</sup>/<sub>4</sub>" diameter spray head
- 6" tub spout length
- Posi-Temp control valve sold separately
- Slip fit tub spout
- Meets EPA WaterSense® criteria
- Limited Lifetime Warranty

TRIM	FINISH	STOCK NO	EACH
Tub/Shower	Chrome	MOT2663EP	115.56
Shower Only	Chrome	MOT2662EP	76.72



## Brantford Tub/Shower

### Rainshower - One function

- Lever style handle
- 8" diameter spray head
- 6<sup>1</sup>/<sub>2</sub>" tub spout length
- Posi-Temp control valve sold separately
- Slip fit tub spout
- Meets EPA WaterSense® criteria
- Limited Lifetime Warranty

TRIM	FINISH	STOCK NO	EACH
Tub/Shower	Chrome	MOT2253EP	189.23
Shower Only	Chrome	MOT2252EP	147.10





# Moen Tub and Shower Fittings <sup>(16)</sup>

moen.com



## Genta Tub/Shower

### Eco-performance - Three function

- Lever style handle
- 3 3/4" diameter spray head
- 7" tub spout length
- Posi-Temp control valve sold separately
- Slip fit tub spout
- Meets EPA WaterSense® criteria
- Limited Lifetime Warranty

TRIM	FINISH	STOCK NO	EACH
Tub/Shower	Chrome	MOT2473EP	110.69
Shower Only	Chrome	MOT2472EP	73.58



## Dartmoor Tub/Shower

### Standard - One function

- Lever style handle
- 4" diameter spray head
- 7" tub spout length
- Posi-Temp control valve sold separately
- Slip fit tub spout
- Limited Lifetime Warranty

TRIM	FINISH	STOCK NO	EACH
Tub/Shower	Chrome	MOT2183	137.53
Shower Only	Chrome	MOT2182	94.54

### Eco-performance - One function

- Meets EPA WaterSense® criteria

TRIM	FINISH	STOCK NO	EACH
Tub/Shower	Chrome	MOT2183EP	118.09
Shower Only	Chrome	MOT2182EP	78.39



## Chateau Tub/Shower

### Standard - One function

- Lever style handle
- 2 1/2" diameter spray head
- 5 1/2" tub spout length
- Posi-Temp control valve sold separately
- Slip fit tub spout
- Limited Lifetime Warranty

TRIM	FINISH	STOCK NO	EACH
Tub/Shower	Chrome	MOTL183	80.67
Shower Only	Chrome	MOTL182	49.68

### Eco-performance - One function

- Meets EPA WaterSense® criteria

TRIM	FINISH	STOCK NO	EACH
Tub/Shower	Chrome	MOTL183EP	80.67
Shower Only	Chrome	MOTL182EP	49.68

## Moen Valves

### Posi-Temp Pressure-Balancing Valve



- Built on the Moen M-PACT common valve system, allowing you to update the faucet style without replacing any plumbing
- Connection: 1/2" CPVC with four ports
- Valve meets ASSE performance requirements

CONSTRUCTION	STOCK NO	EACH
Brass	MO62340	163.10



### Widespread Lav Rough-in Valve

- Duralock quick connect system
- Connection: 1/2" IPS
- Includes pop-up waste assembly

### For 3-hole faucets with 8" - 16" Centers

CONSTRUCTION	STOCK NO	EACH
Brass	MO9000	164.22

### Eco-Performance Handshower

- 5 1/2" diameter spray head
- 6 Function: rinse, invigorating spray, wide coverage, downpour, massage, and relaxing massage
- 59" Hose Length
- Magnetix docking system
- Meets EPA WaterSense® criteria
- Limited Lifetime Warranty



FINISH	STOCK NO	EACH
Handshower		
Chrome	MO3662EP	231.77
Brushed Nickel	MO3662EPBN	314.21
Oil Rubbed Bronze	MO3662EPORB	395.33



### Posi-Temp Pressure-Balancing Valve

- Built on the Moen M-PACT common valve system, allowing you to update the faucet style without replacing any plumbing
- Connection: 1/2" CC with four ports
- Valve meets ASSE performance requirements

CONSTRUCTION	STOCK NO	EACH
Brass	MO62320	147.00



### Posi-Temp Pressure-Balancing Valve with 1/4 Turn Stops

- Built on the Moen M-PACT common valve system, allowing you to update the faucet style without replacing any plumbing
- Connection: 1/2" CC with four ports
- Valve meets ASSE performance requirements

CONSTRUCTION	STOCK NO	EACH
Brass	MO62370	178.70



### Posi-Temp Pressure-Balancing Valve

- Built on the Moen M-PACT common valve system, allowing you to update the faucet style without replacing any plumbing
- Connection: 1/2" crimp ring PEX with four ports
- Valve meets ASSE performance requirements

CONSTRUCTION	STOCK NO	EACH
Brass No Stops	MO62380	147.00
Brass 1/4 Turn Stops	MO62360	178.70



### Posi-Temp Pressure-Balancing Valve with F1960 Cold Expansion Pex

- Built on the Moen M-PACT common valve system, allowing you to update the faucet style without replacing any plumbing
- Connection: 1/2" cold exp. PEX with four ports
- Valve meets ASSE performance requirements

CONSTRUCTION	STOCK NO	EACH
Brass No Stops	MO62365	147.00
Brass 1/4 Turn Stops	MO62385	178.70



## Braxton Utility Shower

Chrome plated brass body. 1/2" union inlets are combination threaded or sweat connection. 24" galvanized riser, shower head and soap dish. Valve is reversible for top inlet.

STOCK NO	EACH
US.....	101.87



## Braxton Claw foot tub Faucet

Cast brass with deluxe chrome plating. Renewable seats. 3 3/8" centers.

STOCK NO	EACH
<b>Regular</b>	
LTF.....	68.71
<b>with Code Approved Spout</b>	
LTFCS.....	73.75

**For Bath Faucet Coupling  
see page 411**

## Drinking Water Faucet




## Drinking Water Faucet

Bar and sink faucet with plastic handle; press down for easy flow, lift for continuous flow. 1/2" minimum, 1 1/8" maximum hole required.

STOCK NO	EACH
DWF.....	48.48

## 44 Series Laundry Faucet

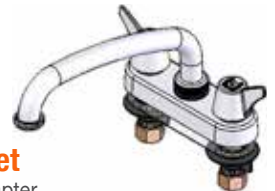
- Cast brass body
- 8" tube spout
- Threaded legs included



STOCK NO	EACH
<b>C-N-I Fitz-All Union Supplies 1/2" NPT</b>	
UB44.....	107.92
<b>1/2" Female Direct Sweat</b>	
UB44DS.....	92.53

## 47 Series Shell Type Laundry Faucet

- Garden hose adapter
- 8" tube spout
- Metal handles
- 4" centers
- Washer-type
- Renew valves and seats



STOCK NO	EACH
UB47.....	104.03

# Chicago Faucet Lavatory Fittings <sup>(49)</sup>

chicagofaucets.com

## No. 802V

- 4" centers
- 4" spout
- 390 handles
- E12VP aerator



STOCK NO	EACH
CF802VABCP	322.91

## No. 802A-665

- 4" centers
- Self-closing metering
- 4" spout
- 665 MVP metering valve and handle
- E12 aerator
- Color coded index



STOCK NO	EACH
CF802665ABCP	446.39

## No. 404V

- 8" centers
- 5" spout
- 390 handles
- E12VP aerator



STOCK NO	EACH
CF404VABCP	625.45

## No. 420

- 4" centers
- 4 5/8" spout
- Metal lever handle
- 1.5 GPM
- LESS pop-up.



STOCK NO	EACH
CF420ABCP	250.94

## No. 2200-4

- Single lavatory fitting
- Soft closing valve
- Adjustable limit stop
- Integral flow control
- 3/8" copper tube
- E12 aerator



STOCK NO	EACH
CF22004ABCP	690.29

## No. 333-665PSH

- Single lavatory fitting
- Self-closing metering
- 665 MVP metering valve and handle
- E12 aerator



STOCK NO	EACH
CF333665PSHABCP	288.47

## Hands-Free Infrared Detection

### EQ Curved Series

- Concealed Mechanical Mixing Valve
- Hands-Free Infrared Detection
- Single hole Lavatory
- Powered by 4 "AA" Alkaline Batteries (Included)



FINISH	STOCK NO	EACH
Concealed Mechanical Mixing Valve		
Chrome	CFEQA11A12ABCP	941.11
Concealed Thermostatic Mixing Valve		
Chrome	CFEQA11A13ABCP	676.53

### Cover Plate

For EQ Curved Series

SIZE	STOCK NO	EACH
4"	CFEQA12KJKCP	70.51
8"	CFEQA13KJKCP	123.34



## No. 327A

Non-removable strainer



TAILPIECE LENGTH	STOCK NO	EACH
1/4"	CF327XCP	44.52
1/2"	CF327X112TPCP	142.97

# Chicago Faucet Sink Fittings <sup>(49)</sup>

chicagofaucets.com

## No 1102

- 8" centers
- L8 8" spout
- 1000 handles
- E3 aerator
- Hose and spray



STOCK NO	EACH
CF1102ABCP	648.91

## No 1100

- 8" centers
- L8 8" spout
- 1000 handles
- E3 aerator



STOCK NO	EACH
CF1100ABCP	534.01

## No 201A

- 8" centers
- L9 9½" spout
- 369 handles
- E3 aerator
- Low profile spout base



STOCK NO	EACH
CF201AABCP	454.58

## 2301-8ABCP Single Lever Hot and Cold Water Mixing Sink Faucet with Side Spray

- 8" Fixed Centers
- 10" Ctr to Ctr Integral Cast Brass Swing Spout
- E12AB - 2.2 GPM Aerator
- 2300-225 - 4½" Lever Handles
- 2300-XAB - Ceramic Volume Control and Hot Water Limit Stop Cartridge
- ¾" Comp. Flexible Stainless Steel Supply Hoses
- Chrome Plate Finish



STOCK NO	EACH
CF23018ABCP	1004.06

## No 445

- H supply arms
- Adjustable centers: 4" to 8¾"
- 369 handles
- E3 aerator



STOCK NO	EACH
<b>S6 6" Spout</b>	
CF445ABCP	523.83
<b>Less Spout</b>	
CF445LESAB	437.09
<b>L8 8" Spout</b>	
CF445L8ABCP	607.61

## No 540

- G supply arms
- Adjustable centers: 7¼" to 8¾"
- 369 handles
- E3 aerator



STOCK NO	EACH
<b>S6 6" Spout with Soap Dish</b>	
CF540ABCP	628.13
<b>S6 6" Spout LESS Soap Dish</b>	
CF540LDABCP	513.28
<b>LESS Spout with Soap Dish</b>	
CF540LDLESAB	417.09

## No 886

### "Quaturn" Exposed Sink Faucet

- H supply arms
- Adjustable centers 4" to 8¾"
- L5VB 5¾" vacuum breaker swing spout
- 369 handles
- ¾" hose thread outlet



STOCK NO	EACH
CF886CP	796.12

# Chicago Faucet Laundry Tray Fittings <sup>(49)</sup>

## No 332

- Single inlet
- S6 6" spout
- 369 handle (indexed cold)
- E3 aerator
- 1/2" flanged female inlet shank



STOCK NO	EACH
CF332ABCP	349.30

## No 686RCF

- Laundry tray faucet
- Supplies from above
- Clamp attachment to sink
- S6 6" spout
- E2 hose thread outlet
- 1/2" female inlets on 3 3/8" centers



FINISH	STOCK NO	EACH
Rough chrome	CF686RCF	446.26

## No 772

- S6 6" spout
- 369 handles
- E3 aerator
- Body inlets on 3 3/8" centers
- W flanged female inlet shanks



FINISH	STOCK NO	EACH
Polished Chrome	CF772ABCP	483.87

(18)

## 20.600 Faucet Block

Molded faucet block for overhead supplies.

STOCK NO	EACH
MU20600	6.16



# Chicago Faucet Pantry Fittings <sup>(49)</sup>

chicagofaucets.com

## No 350

- Single hole inlet
- GN2A 5 3/8" spout
- 369 handle (indexed cold)
- E3 aerator



STOCK NO	EACH
CF350ABCP	328.01

## No 895

- 4" centers
- GN1A 3 1/2" spout
- 369 handles
- E3 aerator



STOCK NO	EACH
CF895ABCP	396.16
<b>Less Spout</b>	
CF895LESAB	314.90

## No 891

- 4" Centers
- S6 6" spout
- 369 handles
- E3 aerator



STOCK NO	EACH
CF891ABCP	414.61

## No 50-E3

- Single hole inlet
- GN2A 5 3/8" spout
- 369 handles
- E3 aerator



STOCK NO	EACH
CF50ABCP	461.46

# Chicago Faucet Service Sink Fittings <sup>(49)</sup>

## No 305-RCF

- Short Spout
- 3/4" hose thread outlet
- H supply arms
- Inlets adjustable from 4" to 8 3/8" centers
- 369 handles



FINISH	STOCK NO	EACH
Rough Chrome	CF305RCF	367.75

## No 305-R-RCF

Same as 305 but with R integral stop arms

FINISH	STOCK NO	EACH
Rough brass	CF305RRCF	356.76

## No 305-VB-RCF

Same as 305 but has spout with vacuum breaker

FINISH	STOCK NO	EACH
Rough chrome	CF305VBRCF	459.85



## No 897

- Solid, cast brass valve body
- Integral supply stops
- Vacuum breaker spout
- Cast pail hook
- Wall support w/flange
- 3/4" hose thread outlet
- Inlets 8" to center
- 369 handles



FINISH	STOCK NO	EACH
Polished Chrome	CF897MPCP	207.48
Rough Chrome	CF897MPRCF	165.38
<b>With Check Stop</b>		
Polish Chrome	CF897MPCCP	197.99

## No 835

- Vacuum breaker spout
- 3/4" hose thread outlet
- Pail hook with wall support
- Exposed valve for supplies from ceiling
- 633 handles
- Inlets on 6" centers with 1/2" female unions



FINISH	STOCK NO	EACH
Polished Chrome	CF835CP	928.04
Rough Chrome	CF835RCF	813.40





## No 733-665-PSH

### Wall Mounted Straight Urinal Valve with Riser

- Straight valve
- 665 - MVP metering valve and handle
- MVP metering cartridge

STOCK NO	EACH
CF733665PSHCP	324.14

## Wash Down Urinal Flush Valves

### Polished C.P. • No 732-665/732-VB-665

- Adjustable MVP slow closing push-button
- Angle valve with loose wall flange
- 3/4" O.D. 8" long tailpiece
- Urinal flange, spud nut and friction ring assembly
- 1/2" I.P.S. female inlet

STOCK NO	EACH
CF732665PSHCP	310.23
CF732VB665PSHCP	398.32



## No 442

- 1/2" female inlet and outlet angle valve
- 633 cross handle

FINISH	STOCK NO	EACH
Chrome	CF442ABCP	119.98



## No 45

- 1/2" female inlet and outlet
- Straight valve
- 633 cross handle

FINISH	STOCK NO	EACH
Chrome	CF45ABCP	143.34

# Chicago Faucet Food Service Fittings <sup>(49)</sup>

chicagofaucets.com

## No 349

- Single hole inlet
- S6 6" spout
- 369 handle (indexed cold)
- E3 aerator

STOCK NO	EACH
CF349ABCP	337.64



## No 51

- Single hole inlet
- S6 6" spout
- 369 handles
- E3 aerator

STOCK NO	EACH
CF51ABCP	483.87



## No 613-A

- Adapta faucet
- Can be added to pre-rinse
- Eliminates separate faucet installation
- 3/8" top outlet
- L9 9 1/2" spout with E1 outlet

STOCK NO	EACH
CF613AABCP	340.33



## No 919L

- Deck mounted pre-rinse
- 1/2" female inlets with 1/4" check tailpieces
- 3/8" x 23" riser
- Riser support bracket
- 36" S/S flexible hose
- 80 spray head
- 369 handles

STOCK NO	EACH
CF919XKCAB	1033.82



## No 919S

Riser, hose, spring and spray assembly (all parts above faucet body) from above No 919.

STOCK NO	EACH
CF919SLABCP	606.65

## Replacement Hoses

- Flexible stainless steel hose
- 3/8" NPT male inlet

LENGTH	STOCK NO	EACH
36"	CF1919039KJKABNF	121.20
44"	CF8344ABNF	155.57



CF-83-44NF pictured

## No 1366-NF

- Twist drain
- For 3 1/2" sink opening
- Slip nut for overflow outlet and blind cap for non-overflow outlet
- 2" NPT male outlet

STOCK NO	EACH
CF1366NF	256.32



## No. 90-LAB

### Water Conserving Pre-Rinse Spray Valve

- 1.42 GPM @ 60PSI
- Rubber Bound Spray Head
- Spring Cam Valve - 3/4" - 14 UNS Male Inlet

STOCK NO	EACH
CF90LABCP	145.63



## No 510-GCL

- Wall mounted pre-rinse
- 1/2" female inlets
- GC integral check supply arms
- Adjustable centers: 7 1/4" to 23" riser
- Riser support bracket
- 36" S/S flexible hose
- 80 spray head
- 369 handles

STOCK NO	EACH
CF510GXKCAB	1038.87



## T&S Brass Parts & Accessories

(21)

### T&S Brass 002712/711-40

Replacement spring check spindle assembly.

STEM	STOCK NO	EACH
Hot	STD1853	102.25
Cold	STD1854	102.25



(49)

### T&S Brass B-0044-H

- Flexible stainless steel hose.
- Inner rubber tubing.
- 9/16" ID

LENGTH	STOCK NO	EACH
44"	B44SSFLHO	121.93



(49)

### T&S Brass 053A

3/8" NPT male adapter.

**FOR USE WITH CHICAGO FAUCETS**

STOCK NO	EACH
TS053A	18.14



(49)

### T&S Pre-Rinse Spray Valve No. B-0107

STOCK NO	EACH
B0107	137.69



(21)

### Installation Kit

Two short elbows, nipples, lock nuts and washers. 1/2" NPT Female x Male

STOCK NO	EACH
B0230K	84.63



# Chicago Faucet Bubbler <sup>(49)</sup>



## No 748-665

- Self-closing
- Angle stream nozzle
- 1.6 GPM flow control in shank
- 665 push handle

STOCK NO	EACH
CF748665ABCP	507.61

# Chicago Faucet Sill Faucets <sup>(49)</sup>

chicagofaucets.com

## No 387-RCF

- Flanged 3/4" female inlet
- 3/4" hose thread on outlet
- Lock shield cap
- 293-6 removable tee handle



FINISH	STOCK NO	EACH
Rough Chrm Plate	CF387RCF	129.40

## No 998-RCF

- Outside sill faucet2
- Vacuum breaker
- 3/4" hose thread outlet
- Lock shield cap
- 293-6 removable tee handle
- 3/4" flanged female inlet
- Drain plug



FINISH	STOCK NO	EACH
Rough Chrm Plate	CF998RCF	330.70

## No 952

- Inside sill faucet
- Vacuum breaker
- 3/4" hose thread outlet
- Lock shield cap
- 293-6 removable tee handle
- 3/4" flanged female inlet



FINISH	STOCK NO	EACH
Polished Chrome	CF952CP	242.72

# Chicago Faucet Vacuum Breakers <sup>(49)</sup>



## Vacuum Breakers

For preventing back siphonage.

NO	SIZE	STOCK NO	EACH
892	1/2"	CF892ABCP	110.93
893	3/8"	CF893ABCP	123.67

(21a)

## No 734-1 Tailpiece Adapter

Use with Chicago vacuum breakers to convert regular flush valves to VB type valves.



STOCK NO	EACH
CF734001JKCP	82.28

(21a)

## Vacuum Breaker Repair Kits

DESCRIPTION	STOCK NO	EACH
Repair Kit	CF892402KJKABNF	63.21



# Chicago Faucet Hospital Fittings <sup>(49)</sup>

chicagofaucets.com

## No. 802-317

- 4" centers
- 4" spout
- 317 4" blade handles
- E12 aerator



STOCK NO	EACH
CF802317ABCP	332.99

## No. 895-317

- 4" centers
- 3 1/2" spout
- 317 4" blade handles
- E3 aerator



STOCK NO	EACH
CF895317ABCP	358.02

## No. 895-317GN2AE3ABCP

- 4" Centers
- 5 1/2" gooseneck spout
- 317 4" blade handles
- E3 aerator



STOCK NO	EACH
CF895317GN2AE3ABCP	375.34

## No. 786-E3

- Concealed fitting
- 4" wrist blade handles
- 5 1/4" gooseneck spout
- Pressure compensating Softflo aerator
- Polished Chrome



STOCK NO	EACH
CF786E3ABCP	314.25

## No. 786-E29

- 5 1/4" gooseneck spout
- 2.2 GPM Non-Aerating Outlet
- 4" Vandal Proof Wristblade Handle
- Ceramic 1/4 Turn Cartridge



**Chrome Plate Finish**

STOCK NO	EACH
CF786E29XKABCP	635.96

## No. 786-GN2FCXK

- Concealed fitting
- Wrist blade handles.
- Rigid/swing plain end gooseneck spout
- Laminar flow control device in spout
- Ceramic disc operating cartridge



STOCK NO	EACH
CF786GN2FCXKABCP	628.88

## No. 814

- 6" blade handles
- Integral stop arms
- 2" supply extensions
- Plain outlet
- Wall brace attaches to 1 1/2" O.D. flush pipe
- Adjustable centers 8" to 13"



STOCK NO	EACH
CF814CP	1043.03

## No. 815-VB

- 6" blade handles
- Integral stop arms
- 5" supply extensions
- Vacuum breaker spout
- 3/4" hose thread outlet
- Wall brace attaches to 1 1/2" O.D. flush pipe
- Adjustable centers 8" to 13"



STOCK NO	EACH
CF815VBBCP	1189.22

## No. 626-E3

- Deck mount
- GN2A 5 5/8" spout
- E3 aerator
- Spout base



STOCK NO	EACH
CF626E3ABCP	200.14

## No. 625

- Double pedal valve
- Two 1/2" female back inlets
- One 3/8" female back outlet
- Mixing



STOCK NO	EACH
CF625ABCP	327.97

## No. 625-LP

Same as 625 except with 8" long pedals  
For mounting on base 5 1/2" above floor

STOCK NO	EACH
CF625LPABCP	566.83



## No. 628

- Single pedal valve
- One 1/2" female back inlet
- One 1/2" female back outlet



STOCK NO	EACH
CF628ABCP	431.77

## No. 834-EP

- Wall hung
- Double pedal valve
- Long pedals
- 1/2" angle stop inlets on 2 1/2" centers
- One 3/8" female outlet



STOCK NO	EACH
CF834EPABCP	1135.64

## No 928

- Single water connection
- 6" vacuum breaker spout
- 204 handles
- E7 serrated nozzle outlet

STOCK NO	EACH
CF928CP	335.92



## No 929

- Combination sink fitting
- GN2B 5-3/8" spout
- 204 handles
- E7 serrated nozzle outlet

STOCK NO	EACH
CF929CP	431.89



## No 969

- Deck mount
- For distilled water only
- GN2B 5 3/8" spout
- E7 serrated nozzle outlet
- Self-closing
- 1/2" flanged female inlet

STOCK NO	EACH
CF969CTF	505.30



## No 909-AGV Laboratory Cock

- 125 PSI
- Air, Gas and Vacuum buttons
- 3/8" I.P.S. male inlet.

DESCRIPTION	STOCK NO	EACH
Ball Valve	CF909AGVCP	60.00



## No 937

- Pressure to 125 psi
- For water
- 3/8" IPS male inlet
- E7 3/8" IPS male removable serrated nozzle outlet
- 204 cross handle

STOCK NO	EACH
CF937CP	152.41



## No 986 Back Mount Flange

- 3/8" NPT male inlet shank - shipped loose
- 3/8" NPT female outlet

STOCK NO	EACH
CF986CP	48.93



## Single Turret

### No 980

- Single side outlet
- 3/8" I.P.S. female inlet and outlet

STOCK NO	EACH
CF980CP	48.01



## Inlet Shanks <sup>(21a)</sup>

### No 957-3K

- 3/8" x 4 3/4" long inlet shank

STOCK NO	EACH
CF957003	40.24



## Special Spout Adapters <sup>(21a)</sup>

### No 216 Index Buttons

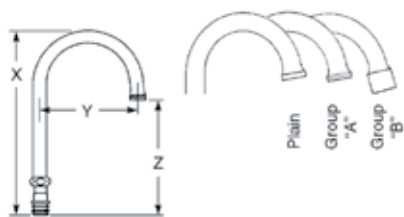
FINISH	STOCK NO	EACH
Air	CF216278JKNF	10.42





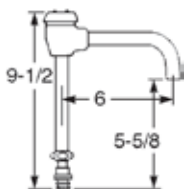
# Chicago Faucet Spouts (49)

chicagofaucets.com



Model	X	Y	Z
GN1A-E3	8 1/4"	3 1/2"	5 7/8"
GN2A-E3	9 3/4"	5 5/8"	6 1/8"
GN2B	9 3/4"	5 5/8"	5 5/8"
GN2AH13-13	13"	5 5/8"	9 1/2"
GN2AH17-E3	17"	5 5/8"	12 1/8"
GNA-E3	11 1/4"	8"	6 1/8"

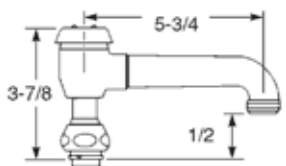
STOCK NO	EACH
CFGN1AE3JKABCP . . . . .	106.21
CFGN2AE3JKABCP . . . . .	124.16
CFGN2BJKABCP . . . . .	109.91
CFGN2AH13E3JKABCP . . . . .	195.71
CFGN2AH17E3JKABCP . . . . .	211.27
CFGN8AE3JKABCP . . . . .	150.92



## No GN-2B-VB

Rigid/swing convertible gooseneck spout with vacuum breaker

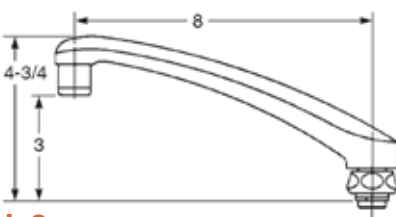
FINISH	STOCK NO	EACH
Polished Chrome . . .	CFGN2BVBJKABCP	292.40



## No L5-VB

Swinging spout with cast brass outlet spout member with integral 3/4" hose thread outlet

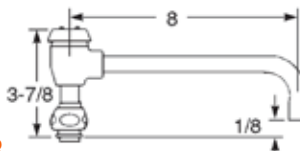
FINISH	STOCK NO	EACH
Chrome . . . . .	CFL5VBJKCP	278.62



## No L-8

8" swinging spout

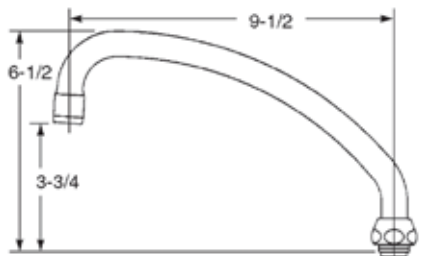
FINISH	STOCK NO	EACH
Polished Chrome . . . . .	CFL8JKABCP	155.15



## No L8B-VB

Swinging spout with vacuum breaker with 3/8" IPS female outlet.

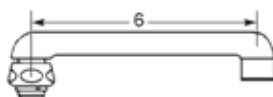
FINISH	STOCK NO	EACH
Polished Chrome . . .	CFL8BVBJKABCP	300.22



## No L9

9 1/2" swinging spout

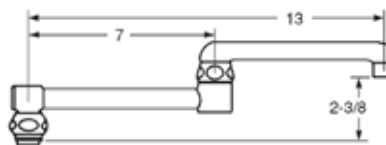
FINISH	STOCK NO	EACH
Polished Chrome . . . . .	CFL9JKABCP	118.47



## No S6

6" swinging spout

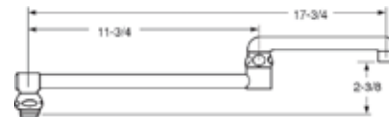
FINISH	STOCK NO	EACH
Polished Chrome . . . . .	CFS6JKABCP	123.10



## No DJ13

13" Double-jointed spout

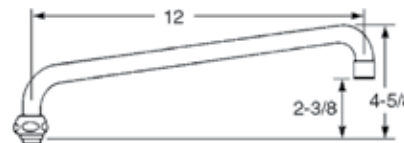
FINISH	STOCK NO	EACH
Polished Chrome . . . . .	CFDJ13JKABCP	262.94



## No DJ-18

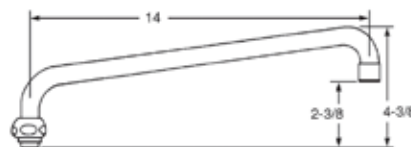
17 3/4" Double-jointed spout

FINISH	STOCK NO	EACH
Polished Chrome . . . . .	CFDJ18JKABCP	279.62



## No L12

FINISH	STOCK NO	EACH
Polished Chrome . . . . .	CFL12JKABCP	118.47



## No L15

FINISH	STOCK NO	EACH
Polished Chrome . . . . .	CFL15JKABCP	164.71

(21a)

## 1-6 Packing for swing spouts

STOCK NO	EACH
CF1006JKABNF . . . . .	5.88

(21a)

## 1-026 Split Ring for spout packing

STOCK NO	EACH
CF1026JKABRBF . . . . .	4.08

## Group "A" Spout Ends to fit Group "A" Gooseneck Spouts

### No E2

3/4" hose thread.



FINISH	STOCK NO	EACH
Rough Chrome	CFE2JKRCF	23.77

### No E3

2.5 GPM Softflo aerator



STOCK NO	EACH
CFE3JKABCP	37.08

### No E3VP

- Vandal resistant 2.5 GPM Softflo aerator
- Installed with spanner wrench provided
- Free turning once installed



STOCK NO	EACH
CFE3VPJKABCP	47.30

### No K1

Special Adapter with 13/16" - 24 female inlet thread and 3/8" straight female outlet thread to convert Type "A" spout outlet take Group "B" spout ends.



STOCK NO	EACH
CFK1JKABCP	23.86

### No K2

Special Adapter with 3/8" straight male inlet and male thread outlet to convert type "B" spout outlet to take Group "A" spout ends.



STOCK NO	EACH
CFK2JKABRCF	24.08

### No K3

Special Adapter with 3/4" hose thread inlet for Group "A" spout ends on outlet. Permits adding No. E3 Softflo.



STOCK NO	EACH
CFK3JKABCP	39.68

### No K4

Special Adapter to convert type "A" male thread to thread for most automatic dishwasher spout couplings.

STOCK NO	EACH
CFK4JKABCP	16.07

## Group "B" Spout Ends to fit Group "B" Gooseneck Spouts

### No E4

13/8" Rose spray with 3/8" straight NPSM male inlet and removable face plate.



STOCK NO	EACH
CFE4JKABCP	105.79

### No E12

Softflo 2.5GPM aerator with 13/16" - 27 male thread. For use on wide spread and centerset lavatory faucets such as 802A.



STOCK NO	EACH
CFE12JKABCP	37.08

### No E2805-05JK

1/2 GPM spray outlet delivers a constant flow regardless of pressure. Used with Chicago Faucet aerated male outlet fittings such as 786-E3. Vandal resistant.



STOCK NO	EACH
CFE28055JKABCP	79.66

### No E7

10-serration laboratory hose nozzle with integral flow control device in inlet limiting flow to 3/4" GPM regardless of pressure.



STOCK NO	EACH
CFE7JKCP	46.20

## Supply Connections

### No G

3/8" offset with 1/2" NPT female inlet.



STOCK NO	EACH
CFGJKABCP	107.48

### No H

2 1/2" offset with 1/2" NPT female inlet.



STOCK NO	EACH
CFHJKABCP	155.91

### No HC

2 1/2" offset with 1/2" NPT female inlet and integral check.



STOCK NO	EACH
CFHCJKABCP	177.80

### No R

2 1/2" offset with built-in shut-off stop and 1/2" NPT female inlet.



STOCK NO	EACH
CFRJKABCP	209.81

### No 1-11

Washer for above

STOCK NO	EACH
CF1011JKABNF	1.62

## Naiad Push Button Self-Closing



### Push Button and Oscillating Handle

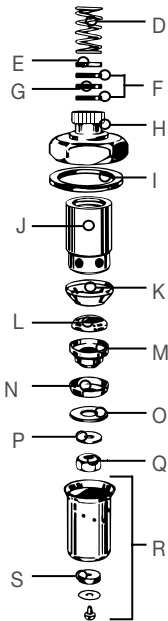
MODEL	DESCRIPTION	STOCK NO	EACH
333X-C	Cold Unit.....	CF333XCOLDJKABNF	162.14
333X-H	Hot Unit.....	CF333XHOTJKABNF	162.14
333X-SLO	With self-closing feature. CF333XSLOPJKABNF		178.64
625X	Pedal valve unit.....	CF625XJKABNF	166.83

## Parts List

Those parts listed in the "Description" column below that are marked with an asterisk(\*) are parts that are recommended for replacement when renewing these operating units. Other parts not so marked may require replacement depending on the amount of wear they have received and their condition when examined.

### PARTS LIST

Description	NAIAD - Self Closing Operating Units Push Button and Oscillating Handles		Tip-Tap NAIAD Operating Units Adjustable Slow-Closing		Jiffy Repair Kit #849
	333X	625X	335X	409	
Stem	--	333.20	--	--	
D Spring			395-18		2
E Washer			319-12		--
F "O" Ring*			319-40		4
G Leather Washer*			319-35		2
H Cap	319-3	319-3	335-5	409-1	--
I Gasket*			1-43		2
J Sleeve			433-42		--
K Seat*			1-27		2
L Washer*			244-6		2
M Retainer			333-26		--
N Cup*			333-40		2
O Washer			333-39		--
P Washer			1-31		--
Q Nut			333-97		--
R Dash Pot	333-75	333-75	333-75K	333-75K	--
S Washer	--	--	333-27	333-27	--



### Parts List

NO	DESCRIPTION	STOCK NO	EACH
395-18	Spring.....	CF395018JKNF	5.55
1-43	Gasket.....	CF1043JKABNF	1.66
1-27	Seat.....	CF1027JKABNF	3.44
1-31	Washer.....	CF1031JKABNF	1.62
333-97	Nut.....	CF333097JKABNF	3.89
333-73K	Dash Pot Assy. .	CF333073KJKABNF	36.45



### No 849 Jiffy Repair Kit

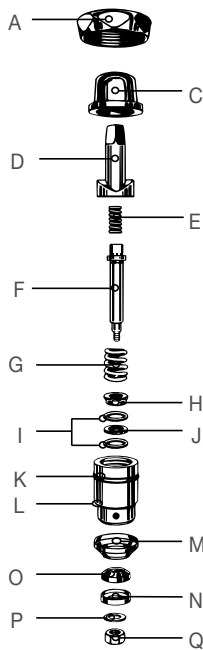
For contents see chart at left.

STOCK NO	EACH
CF849DAB.....	40.42

## Klo- Self

### Handle Type Self-Closing Operating Units

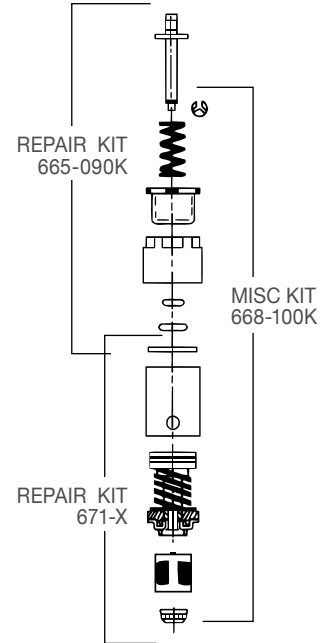
NO	STOCK NO	EACH
826X.....	CF826XJKABNF	178.91



### Parts List

NO	DESCRIPTION	STOCK NO	EACH
1-27	Seal.....	CF1027JKABNF	3.44
1-31	Washer.....	CF1031JKABNF	1.62
333-97	Nut.....	CF333097JKABNF	3.89

## MVP Metering Valve Cartridge and Actuator



### No 665-090K Actuator Repair Kit

STOCK NO	EACH
CF665190KJKABNF	59.36

### No 667X Lower Unit Kit

STOCK NO	EACH
CF671XJKABNF	98.17

### No 668-100K Misc Kit

STOCK NO	EACH
CF668100KJKABNF	17.61

### Operating Cartridge

Included in Retrofit Kits



MODEL NO	DESCRIPTION	STOCK NO	EACH
<b>Includes Hot/Cold Indicators</b>			
665RKP	Push	CF665RKPABCP	167.75

## Hand Closing Units

### Quaturn Operating Units

MODEL	DESCRIPTION	STOCK NO	EACH
<b>Exposed Cap</b>			
1-99XT	Right hand unit	CF1099XTBL12JKABNF	49.97
1-100XT	Left hand unit	CF1100XTBL12JKABNF	49.97
<b>Above with Ceramic Disk</b>			
1-99XKJK	Right hand unit	CF1099XKBL12JKABNF	56.86
1-100XKJK	Left hand unit	CF100XKBL12JKABNF	56.86
<b>Concealed Cap</b>			
1-377-XT-LH	Left hand unit	CF377XTLHBL12JKABNF	58.97
1-377-XT-RH	Right hand unit	CF377XTRHBL12JKABNF	58.97
377-XK-LHJK	Left hand unit	CF377XKLHBL12JKABNF	73.75
377-XK-RHJK	Right hand unit	CF377XKRHBL12JKABNF	73.75



Chicago Faucet Repair Kits are designed to provide a selection of replacement parts necessary to renew or maintain Chicago Faucet products.



### Slow Compression Operating Units

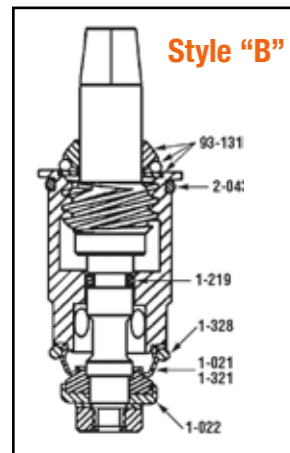
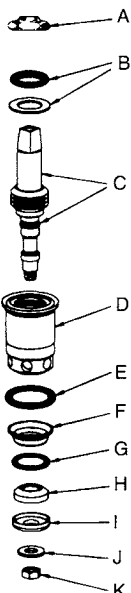
MODEL	DESCRIPTION	STOCK NO	EACH
<b>Exposed Cap</b>			
1217-XT-LH	Left hand unit	CF217XTLHJKABNF	51.60
<b>Concealed Cap</b>			
274-XT-LH	Left hand unit	CF274XTLHJKABNF	65.42
274-XT-RH	Right hand unit	CF274XTRHJKABNF	65.42

PARTS LIST								
Part	QUANTURN OPERATING UNITS				SLOW COMPRESSION UNITS			
	Exposed Cap		Concealed Cap		Exposed Cap		Concealed Cap	
Desc.	1-99-XT	1-100-XT	377-XT-LH	377-XT-RH	217-XT-LH	217-XT-RH	274-XT-LH	274-XT-RH
A Cap	1-214	1-214	274-004	274-004	1-214	1-214	274-004	274-004
B Packing								
Assembly*	93-131	93-131	93-131	93-131	93-131	93-131	93-131	93-131
C Stem	1-311K	1-310K	274-110K	274-111K	1-314K	1-315K	274-112K	274-115K
D Sleeve**	2-329	2-328	2-329	2-328	317-102	317-103	317-102	317-103
E O-Ring	2-043	2-043	2-043	2-043	2-043	2-043	2-043	2-043
F Seat*	1-327	1-327	1-327	1-327	1-327	1-327	1-327	1-327
G O-Ring	1-328	1-328	1-328	1-328	1-328	1-328	1-328	1-328
H Seat								
Washer	1-021	1-021	1-021	1-021	1-021	1-021	1-021	1-021
I Retainer	1-022	1-022	1-022	1-022	1-022	1-022	1-022	1-022
J Washer	1-031	1-031	1-031	1-031	1-031	1-031	1-031	1-031
K Nut	333-097	333-097	333-097	333-097	333-097	333-097	333-097	333-097

\*These are parts recommended for replacement when renewing operating cartridges. Other parts may require replacement, depending on wear and condition when examined.  
 \*\*Cartridges can be identified as left or right hand by number of rings on sleeve. Quaturn--LH-2 rings, RH-1 ring. Slow Compression--LH-4 rings, RH-3 rings.  
 1. Note that left hand cartridges re used on both hot and cold water sides when handle Nos. 633,643,500,950,2000 or 204 are used. Right and left cartridges are used when lever handles Nos. 369,370,1000,317,320 and 319 are used.  
 2. Slow compression operating cartridges are used where finer adjustment of water temperature and volume is required.

### Parts List

NO	DESCRIPTION	STOCK NO	EACH
1-214	Cap	CF1214JKCP	28.52
274-004	Cap	CF274004JKRBF	41.61
1-43	Gasket	CF1043JKABNF	1.66
93-131K	Packing Assy.	CF1119JKABNF	4.38
1-27	Seat	CF1027JKABNF	3.44
1-328JK	O-Ring	CF1328JKABNF	3.48
1-021	Washer	CF1021JKABNF	1.62
1-31	Washer	CF1031JKABNF	1.62
333-97	Nut	CF333097JKABNF	3.89



### Repair Kit for Quaturn and Slow Compression

#1277	DESCRIPTION	PART NO
1	.....Packing Set	93-131K
1	.....O-Ring	2-043
1	.....O-Ring	1-219
1	.....O-Ring	1-328
1	.....(Soft) Washer	1-021
1	.....(Hard) Washer	1-321A
1	.....Seat Retainer	1-022

### Repair Kits

KIT NO	STOCK NO	EACH
273	.....CF1273ABNF	873.40
1276	.....CF1276ABNF	252.73
1277	.....CF1277DAB	34.54



# Chicago Faucet Handles (21a)

chicagofaucets.com



(49)

## No 1000

2 7/8" diameter single wing metal handle

STOCK NO	EACH
CF1000PRJKCP	65.56



## No 633

3" diameter 4-arm polished chrome cross handle

DESCRIPTION	STOCK NO	EACH
Red, blue & white index. . .	CF633JKCP	39.33



## No 317

4" wrist blade handle-forged brass

DESCRIPTION	STOCK NO	EACH
Red, blue & white index. . .	CF317JKCP	80.93



## No 369

2 3/8" Horizontal metal lever handle

DESCRIPTION	STOCK NO	EACH
Red, blue & white index. . .	CF369JKCP	31.10

## No 420-10

Screw for 369 Handles

STOCK NO	EACH
CF420010JKRCF	3.07

**9602-PLR  
Temptrol® II  
Tub and Shower System**

Temptrol II Pressure-Balancing mixing valve with lever handle, built-in choke and adjustable stop screw to limit handle turn. Diverter spout and Clear-Flo shower head with arm and flange.

Description	STOCK NO	EACH
Tub/shower Trim LESS VALVE . . . . .	SY9602PLR15TRM	63.46
<b>Choose between the two following valves</b>		
Valve only (4port) less stops . . . . .	SY262BODY	115.15
Valve only (4port) with stops . . . . .	SY262XBODY	135.63



**9601-PLR  
Temptrol® II  
Shower System**

Temptrol II Pressure-Balancing mixing valve with lever handle and adjustable stop screw to limit handle turn. Clear-Flo shower head with arm and flange.

Description	STOCK NO	EACH
Shower Trim LESS VALVE . . . . .	SY9601PLR15TRM	56.94
<b>Choose between the two following valves</b>		
Valve only (4port) less stops . . . . .	SY262BODY	115.15
Valve only (4port) with stops . . . . .	SY262XBODY	135.63



**9600-PLR-300-B30-V  
Temptrol® II  
Shower System**

Temptrol II Pressure-Balancing mixing valve with lever handle, adjustable stop screw to limit handle turn. Wall/hand shower with in-line vacuum breaker, flexible 5' metal hose, wall connection and flange, 30" slide bar for hand shower mounting.

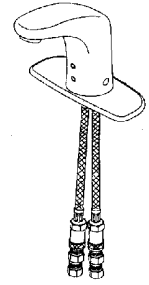
Description	STOCK NO	EACH
Hand Held Shower LESS VALVE . . . . .	SYT300B30V	399.32
Valve Trim Only . . . . .	SY9600PLRTRM	39.55
<b>Choose between the two following valves</b>		
Valve only (4port) less stops . . . . .	SY262BODY	115.15
Valve only (4port) with stops . . . . .	SY262XBODY	135.63



**S-6080 Series Ultra-Sense™  
Lavatory Faucet**

Symmons Sensor Lavatory Faucet has long life lithium battery, 1.5GPM vandal-resistant aerator, ADA compliant, visual low battery indication, 3H, 3CC, less drain.

DESCRIPTION	STOCK NO	EACH
Lavatory faucet no drain . . . . .	SYS6080	740.88



**S-20 Series  
SYMMETRIX™  
Lavatory Faucet**

Symmons Single Lever Lavatory Faucet with ceramic control components and handle limit stop. Aerator, 3/8" supplies, 4" centers, polished chrome finish.

DESCRIPTION	STOCK NO	EACH
Lavatory faucet no drain . . . . .	SYS20	136.10



# Mixing Valves <sup>(18)</sup>

## Watts Valves watts.com



### Watts Undercounter Thermostatic Mixing Valve

Minimum supply pressure: 30psi  
 Hot inlet temperature: 120°F-180°F  
 Cold inlet temperature: 39°F-80°F  
 Minimum inlet temperature differential: 5°F  
 Temperature range: 80°F-120°F  
 Maximum pressure: 150psi  
 Minimum Flow: 0.25 gpm  
 ASSE 1070 & IAPMO cUPC

CONNECTORS	STOCK NO	EACH
3/8" Compression	LFUSGBM2	125.02

## Powers Repair Parts <sup>(21)</sup> powerscontrols.com

MODEL	STOCK NO	EACH
<b>Control Knob</b>		
420-481	PO420481	121.50
<b>Motor Upgrade Kit for Standard Models</b>		
420-451	PO420451	929.80
<b>Gasket Kit Series 410</b>		
410-182	PO410182	82.13
<b>Cartridge Kit Series 410</b>		
410-183	PO410183	332.59
<b>Stem &amp; Plate Replacement Kit</b>		
410-378	PO410378	138.29
<b>Motor Kit - 65°-115°F</b>		
427-200	PO427200	973.51
<b>431 Checkstop Replacement Kit</b>		
230-135	PO230135	196.40

## Apollo Valves apollovalves.com



### 34BLF Series Dual Purpose Mixing Valve

Model "MVB" thermostatic mixing valves are designed to control and limit the volumes of cold and hot water required to deliver mixed water at a predetermined temperature either from the "point of source" or "point of use" application for single or multiple fixtures.  
 80°-120° F • 1.5 GPM • 150 psig • 200° F Max.  
 ASSE 1017/1070 Approved. NSF/ANSI 372

CONNECTIONS	STOCK NO	EACH
1/2" Sweat	1234BLF313S	277.59
3/4" Sweat	3434BLF314S	277.59



## Lawler Valves temperedwater.com



### Series 911 E Emergency Eyewash/Shower Valve

Range: 2-25 GPM @ 30 P.S.I.

STOCK NO	EACH
L842910	1181.25



### Series 911 E/F Emergency Eyewash Valve

Range: 2-7 GPM @ 30 P.S.I.

Includes by-pass.

STOCK NO	EACH
L8490801	815.06



### 801/803 Series High-Low Thermostatic Mixing Valve

Ranges 90° - 120°F.—Rough Brass Finish

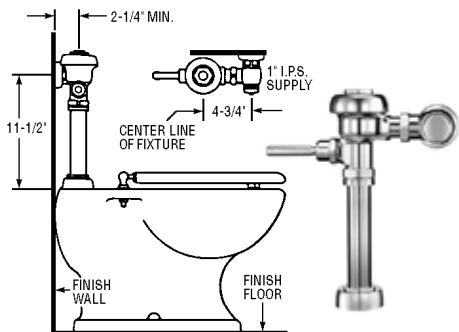
INLET	OUTLET	STOCK NO	EACH
3/4"	1"	L8620805	2894.06
1/4"	1 1/2"	L8640805	4016.25



### Model 570 Undercounter Thermostatic Mixing Valve

Ranges: 95° - 115°F  
 1/2" MNPT  
 .5 - 12 GPM

CONNECTORS	STOCK NO	EACH
1/2"	L8682100	177.19



## Royal 110 For Water Closets

Floor mount or wall hung 1½" top spud bowls. Quiet, exposed, diaphragm type, chrome plated with ADA compliant metal oscillating handle.

FLUSH CYCLE	STOCK NO	EACH
3.5 GPF	SL3010100	245.24



## Royal 111 For Water Closets

Floor mount or wall hung top spud bowls. Quiet flush valve with metal oscillating handle, 1" screwdriver angle stop, adjustable tailpiece, vacuum breaker flush connection, spud coupling for 1½" top spud, wall and spud flanges.

FLUSH CYCLE	STOCK NO	EACH
1.6 GPF	SL3010000	245.24
1.28 GPF	SL3910168	245.24



## Royal 115 For Water Closets

Floor mount or wall hung top spud bowls. Quiet flush valve with metal oscillating handle, 1" screwdriver angle stop, adjustable tailpiece, vacuum breaker flush connection, spud coupling for 1½" top spud, wall and spud flanges. Center line of supply is 24" above fixture.

FLUSH CYCLE	STOCK NO	EACH
1.6 GPF	SL3010326	262.76
3.5 GPF	SL3010300	262.76

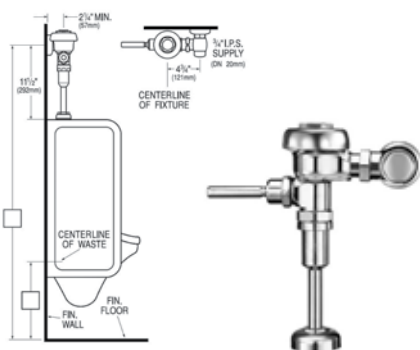


## Royal BPW 1000 For Water Closets With Bed Pan Washer

No. 1000-1.6 • 1.6gpf

- PERMEX™ Synthetic Rubber Diaphragm
  - Dual Filtered Bypass
  - ADA Compliant Handle
  - Diverter Valve Wall Support
- Floormount or Wall Hung.

STOCK NO	EACH
SL3019726	748.64



## Royal 186 For Wall Hung Urinals

Quiet blowout or siphon jet flush valve with metal oscillating handle, ¾" screwdriver angle stop, adjustable tailpiece, vacuum breaker flush connection, spud coupling for ¾" top spud, wall and spud flanges.

FLUSH CYCLE	STOCK NO	EACH
1.5 GPF	SL3012600	245.24
1.0 GPF	SL3012636	245.24



## Royal 180 For Wall Hung Urinals

Quiet washout flush valve with metal oscillating handle, 1" screwdriver angle stop, adjustable tailpiece, vacuum breaker flush connection, spud coupling for 1¼" top spud, wall and spud flanges.

FLUSH CYCLE	STOCK NO	EACH
3.5 GPF	SL3012400	245.24
1.0 GPF	SL3012436	245.24
1.5 GPF	SL3012426	245.24



## Regal 186 For Wall Hung Urinals

Quiet blowout or siphon jet flush valve with metal oscillating handle, ¾" screwdriver angle stop, adjustable tailpiece, vacuum breaker flush connection, spud coupling for ¾" top spud, wall and spud flanges.

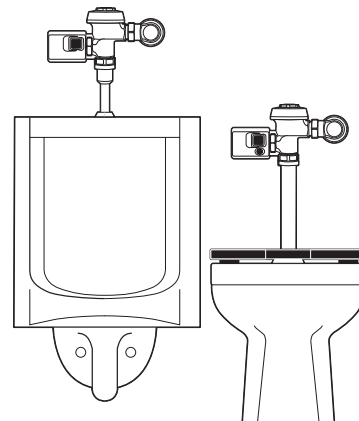
FLUSH CYCLE	STOCK NO	EACH
0.5 GPF	SL3982628	158.56
1.0 GPF	SL3082675	158.56



## Regal 111 For Water Closets

Floor mount or wall hung top spud bowls. Quiet flush valve with metal oscillating handle, 1" screwdriver angle stop, adjustable tailpiece, vacuum breaker flush connection, spud coupling for 1½" top spud, wall and spud flanges.

FLUSH CYCLE	STOCK NO	EACH
1.6 GPF	SL3080053	158.56



Not for use with  
TOTO Flush Valves



## Optima EBV-200-A Smooth™

Side-Mount-Operator-Over-The-Handle

Utilizes four "C" batteries. Left or right hand installation. Low battery indicator.

STOCK NO	EACH
SL3325201	388.71

Not for use with  
TOTO Flush Valves



## EBV-500-A

Single-Flush-Side-Mount

Four (4) Size "C" batteries included. Low battery LED.

STOCK NO	EACH
SL3325500	256.43

## Royal Optima G-2 Plus

Royal Optima G-2 Plus with override button.



STOCK NO	EACH
<b>1.6 gallon flush cycle</b>	
SL3250400	786.77
<b>1.28 gallon flush cycle</b>	
SL3250289	786.77

## Solis Solar Powered

with Smart Sense Technology.



STOCK NO	EACH
<b>1.6 gallon flush cycle</b>	
SL3370001	820.56
<b>1.28 gallon flush cycle</b>	
SL3370002	820.56

## Complete Urinal Flushometer

Quiet, battery operated, diaphragm type, sensor operated for exposed urinal installations. Chrome-plated protective handle, 3/4" IPS screwdriver BAK-CHEK angle stop inlet, adjustable tailpiece, vacuum breaker flush connection and spud coupling for 3/4" top spud, wall spud flanges, set screw type cast wall flange and sweat solder adapter kit, 11 1/2" inlet height above fixture. Includes 4 AA batteries. 3/4" top spud.

**Royal Optima G-2 Plus 1.0 gallon flush cycle**

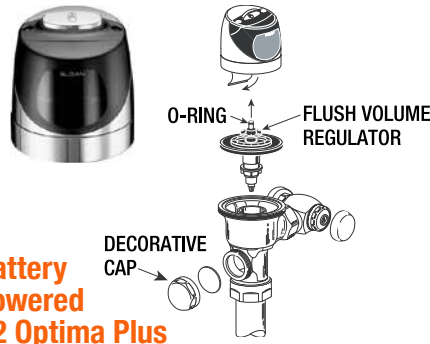
STOCK NO	EACH
SL3250401	786.77

## Solis Solar Powered

**0.5 gallon flush cycle urinal flushometer** with Smart Sense Technology.



STOCK NO	EACH
SL3370004	820.56



## Battery Powered G2 Optima Plus

For installation on existing Royal Exposed Flushometers. Unit operates on four AA batteries and is equipped with a new sensor that is NEMA 6 compliant against moisture, a Flashing LED low battery indicator light, 24-hr sentinel flush. **Water-Saver 1.5 gal flush cycle max.**

STOCK NO	EACH
<b>URINAL</b>	
SL3325402	617.07
<b>CLOSET</b>	
SL3325400	617.07

## Solis Solar Powered Retrofit

**For Exposed Urinals**  
Retrofit Conversion Kit for Exposed urinals Flushometers. Unit operates on a solar cell that will harvest power from artificial indoor light.

STOCK NO	EACH
<b>1.0-1.5 gal flush cycle max.</b>	
SL3375306	643.48
<b>0.5 gal flush cycle max.</b>	
SL3375304	643.48

## Solis Solar Powered Retrofit

**For Exposed Closets**  
Retrofit Conversion Kit for Exposed Closet Flushometers. Unit operates on a solar cell that will harvest power from artificial indoor light. **Water-Saver 1.6 gal flush cycle max.**

STOCK NO	EACH
SL3375301	643.48

## Automatic Flush Valve

Quiet flush valve, chrome plated equipped with solenoid operator and Optima sensor, (4) tamper-proof screws and wall cover plate for (2) gang electrical box, non-hold-open feature 3/4" IPS screwdriver angle stop with protective cap, adjustable tailpiece, vacuum breaker flush connection and spud coupling for 3/4" topspud, wall and spud flanges.

STOCK NO	EACH
<b>LESS TRANSFORMER.</b>	
<b>1.5 gallon flush cycle</b>	
SL3452647	823.16
<b>1.0 gallon flush cycle</b>	
SL3452673	823.16

## EL154 Transformer

48VA, 120V, AC. Sensor operates on 24V, AC only. One transformer serves up to (10) Optima urinal/closet sensor units.

STOCK NO	EACH
SL0345154PK	57.79

## Adaptive Sensor for a Urinal Flushometer

STOCK NO	EACH
SL3305620	366.58

## No. 111-ES-S Automatic Closet Valve

Quiet, Exposed, Diaphragm Type, Chrome Plated Closet Flushometer for either left or right hand supply with the following features:

- PERMEX™ Synthetic Rubber Diaphragm
- OPTIMA® EL-1500-L Self-Adaptive Infrared Sensor with Indicator Light
- Two (2) Chrome Plated Wall Cover Plates with Vandal Resistant Screws
- High Back Pressure Vacuum Breaker and Flange for 1-1/2" Top Spud

STOCK NO	EACH
<b>LESS TRANSFORMER.</b>	
<b>1.6 gallon flush cycle</b>	
SL3450047	844.92
<b>1.28 gallon flush cycle</b>	
SL3450049	844.92

## Adaptive Sensor for a Closet Flushometer

STOCK NO	EACH
SL3305621	366.58



## Accessories (21b)

### ETF-233 Plug-in Transformer

STOCK NO	EACH
SL0365534	40.54

### EBF-60A Module Assembly

For use with EBF 650/670 Faucets.

STOCK NO	EACH
SL0315104	687.46

### EBF-11A Module Assembly

For use with EBR 85 Faucets.

STOCK NO	EACH
SL3315111	550.10

### EBF-1011A Battery Solenoid Assembly

STOCK NO	EACH
SL3315254	398.98

### ETF-370A 24v Solenoid

STOCK NO	EACH
SL0305849	232.98

### ETF-450A 24v Faucet Junction Box

STOCK NO	EACH
SL3365000	386.37

### EBF615-4 Lav Faucet Solenoid Assembly

STOCK NO	EACH
SL0365758	426.32

### EL-124-2 CP 24v Solenoid For ES-S

STOCK NO	EACH
SL0305329	456.46

### ETF-470 3/8" Check Valve Kit for Sloan Sensor Faucets

STOCK NO	EACH
SL3365001	92.19

(00)

### Sweat Solder Kits

SIZE	STOCK NO	EACH
1"	SL3308780	15.90
3/4"	SL3308786	15.90

### V-500-A




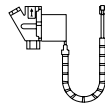
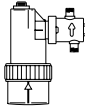
SIZE	STOCK NO	EACH
1 1/2"	SL5323010	58.02

### V-500-AA

SIZE	STOCK NO	EACH
With 9" Tailpiece		
3/4"	SL5323005	58.02
1/4"	SL5323006	58.02
1 1/2"	SL5323007	58.02
With 15" Tailpiece		
3/4"	SL0323210	100.99
With 21 1/2" Tailpiece		
1 1/2"	SL0323015	104.19

### Screw Driver Stop Repairs

NO	DESCRIPTION	STOCK NO	EACH
H-551-A	3 1/16" Adjustable Tailpiece	SL0308803	45.41
H-551-A	4 1/16" Adjustable Tailpiece	SL0308805	54.90
H-553	"O" Ring	SL5308696	2.51
H-573	1" C.P. Cap	SL3308840	31.36



## Lavatory Faucets (18)

### Optima Plus Sensor Operated Lavatory Faucet

Chrome Plated Brass  
Sensor Operated 4" Center-set Electronic Hand Washing Faucet for tempered or hot/cold water operation. 0.5 gpm/1.9 Flow Rate. ADA Compliant, Sensor Activated, Uses (4) "AA" alkaline batteries, Chrome Plated 4" Trim Plate.

#### Battery Operated

STOCK NO	EACH
SL3315114BT	586.27



### Solar Sensor Operated Lavatory Faucet

Chrome Plated Brass  
Solar powered, infrared, sensor activated, electronic hand washing faucet for pre-tempered or hot and cold operation. 0.5 GPM Multi-Lam spray. Uses (4) "AA" alkaline batteries. 3/8" high pressure flexible supply hoses.

#### Includes Integral Side Mixer • Battery Operated

STOCK NO	EACH
SL3324002	1230.98



### EFX-20-A

4" Trim Plate  
For use with EFX-275-500 Lav Faucet

STOCK NO	EACH
SL3324100	88.14

### Optima® Sensor Faucet Lavatory Faucet

Polished Chrome Finish  
4" Trim Plate, Below Deck Thermostatic Mixing Valve, 0.5 gpm, Multi-Laminar Spray, Infrared Sensor, Smart Faucet, Optima® Battery-Powered Deck-Mounted Low Body Faucet.

#### Battery Operated - 3 year Life

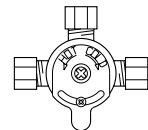
STOCK NO	EACH
SL3315181BT	647.93



### Optimix MIX-60-A

Mechanical mixing valve for single faucet.

STOCK NO	EACH
SL3326009	55.23



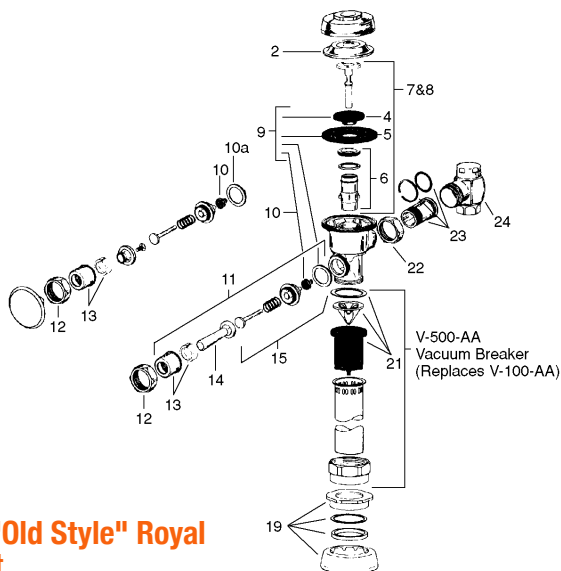
### Bradley "Navigator" Lead-Free Tempering Valve

3/8" Point-of-Use with compression fittings

STOCK NO	EACH
S594000A	110.17
Mounting Bracket	
BRS452456	37.67







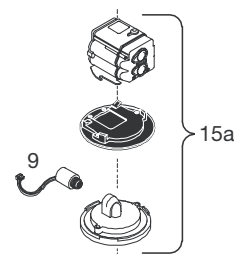
## Regal & "Old Style" Royal Parts List

REF NO	DESCRIPTION	STOCK NO	EACH
1	A-72 CP Cover	SL0301172	59.54
	A-72 RB Cover	SL0301173	*POA
2	A-71 Inside Cover	SL0301168	18.23
3	A-19-AC Relief Valve (Closet)	SL5301058	14.43
	A-19-AU Relief Valve (Urinal)	SL5301059	14.43
4	A-15-A Disc	SL5301111	12.53
	A-15-A Disc (Hot Water)	SL5301112	*POA
5	A-56-A Diaphragm w/A-29	SL5301170	15.34
	A-156-A Diaphragm w/A-29	SL5301188	14.43
	A-156-A Diaphragm (Hot Water)	SL5301190	*POA
6	A-163-A Guide	SL5301236	11.62
7	Inside Parts Kit for Closets, Service Sinks, Blowout and Siphon Jet Urinals	SL3301036	57.71
8	Inside Parts Kit for Washdown Urinals	SL3301037	57.71
9	A-56-AA Washer Repair set	SL5301176	32.81
	A-156-AA Closet/Urinal Washer Set	SL5301189	29.77
10	B-39 Seal	SL5302297	2.74
10a	Handle Gasket	SL5301139	1.74
11	B-32-A CP Handle Assem.	SL5302279	34.17
12	A-6 CP Handle Coupling	SL0301082	14.81
13	B-7-A CP Socket	SL0302109	*POA
14	B-32 CP Grip	SL5302274	19.75
15	B-50-A Handle Repair Kit	SL5302305	8.59
16	C-42-A 3" CP Push Button Assem.	SL0303351	*POA
17	3" CP Push Button Replacement Kit	SL3303347	*POA
18	C-64-A 3" Push Button Repair Kit	SL3303396	*POA
19	F-5-A 3/4" CP Spud Coupling Assem.	SL0306125	35.84
	F-5-A 1" CP Spud Coupling Assem.	SL0306132	*POA
	F-5-A 1 1/4" CP Spud Coupling Assem.	SL0306140	*POA
	F-5-A 1 1/2" CP Spud Coupling Assem.	SL0306146	35.84
21	V-500-A & V-500-AA Vacuum Breaker Repair Kit	SL3323192	7.82
22	H-550 CP Stop Coupling	SL0308676	*POA
23	H-551-A CP Adj. Tail 2 1/16" Long	SL0308801	36.22
	H-551-A3 1/16" Adjustable Tailpiece	SL0308803	45.41
	H-551-A4 1/16" Adjustable Tailpiece	SL0308805	54.90
	H-710-A 3/4" SD Bak-Chek CP Ctrl. Stop	SL0388025	119.83
	H-600-A 1" WH Bak-Chek CP Ctrl. Stop	SL0308881	*POA
	H-600-A 3/4" WH Bak-Chek CP Ctrl. Stop	SL0308889	*POA

\*Price on Application

## Regal & "Old Style" Royal

DESCRIPTION	STOCK NO	EACH
Royal Water Saver Kit	SL3301038	57.71
Royal Low Consumption Handle Repair Kit	SL3301041	61.51
Repair Kit for 1" Screwdriver Stop	SL3308853	26.58
Repair Kit for 3/4" Screwdriver Stop	SL3308856	26.58
H-634-AA 1" CP Sweat Solder Kit	SL3308785	24.85



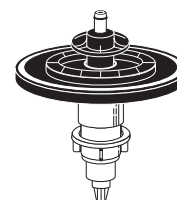
## G2 Optima Plus Parts List

REF NO	DESCRIPTION	STOCK NO	EACH
<b>Items Included with RESS Retrofit &amp; Complete Optima PLUS Vales</b>			
15a	EBV-146-AC Sensor Module - Water Closet	SL0325176	618.13
	EBV-146-AU Sensor Module - Urinal	SL0325177	618.13
	EBV-129-AC Sensor Module - Water Closet	SL3325450	413.33
9	EBV-136-A Solenoid - Water Closet	SL3325453	69.71

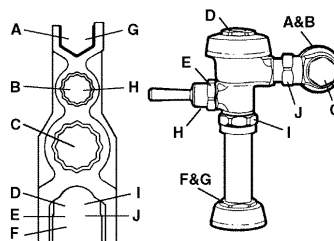
## Electronic Module

For 0.5 & 1.0 GPF single flush urinals

STOCK NO	EACH
SL3325451	413.33



Flush Volume and Fixture	Item No. 10 Flex Tube Diaphragm Kit No.	Item No. 11 Flush Volume Regulator Part No.	Regulator Color
1.28 gpf/4.8 Lpf Closet	EBV-1024-A		Green
0.5 gpf/1.9 Lpf Urinal	EBV-1023-A	EBV-95	Green
1.0 gpf/3.8 Lpf Urinal	EBV-1022-A	EBV-95	Green
1.5 gpf/5.7 Lpf Urinal	EBV-1022-A	EBV-102-2	Black
3.5 gpf/13.2 Lpf Urinal	EBV-1020-A	EBV-102-1	White
1.6 gpf/6.0 Lpf Closet	EBV-1020-A	EBV-95	Green
3.5 gpf/13.2 Lpf Closet	EBV-1020-A	EBV-102-1	White
2.4 gpf/9.0 Lpf Closet	EBV-1021-A	EBV-101	Blue



## Sloan "SuperWrench" Reference for application

A - Bonnet	(H-579 1")
B - Bonnet	(H577 3/4")
C - Stop Cap	(H-573 1" & H-582 3/4")
D - Cover Nut	(A-72)
E - Handle Coupling	(A-6)
F - Spud Nut	(F-20 1 1/2")
G - Spud Nut	(F-20 3/4")
H - Handle Bushing	(B-40)
I - Vacuum Breaker Coupling	(V-533-A)
J - Tailpiece Coupling	(H-550)

## Sloan Wrench

DESCRIPTION	STOCK NO	EACH
A-50 Sloan Wrench	SL0301255	113.08

## Valve Repair Parts

### Royal Repairs

With New Dual Filtered Diaphragm™

NO	DESCRIPTION	STOCK NO	EACH
V-600-AA	3/4"x9" CP Vac. Brkr	SL3393004	58.02
V-600-AA	1 1/4"x9" CP Vac. Brkr	SL3393006	58.02
V-600-AA	1 1/2"x9" CP Vac. Brkr	SL3393007	58.02
H-700-A	3/4" Screw Driver Stop (Vandal Resistant)	SL3308384	152.02
H-700-A	1" Screw Driver Stop (Vandal Resistant)	SL3308386	152.02
H-1010-A	Vandal resistant control stop cap assembly*	SL3308791	26.12
H-1009-A	Vandal resistant control stop cap assembly**	SL3308790	26.12

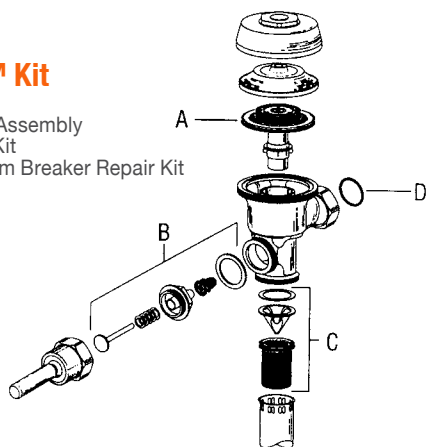
\* for use with H-700-A 1" & 3/4" and H-600-A 1" Screwdriver Bak-Chek® control stops.

\*\* for use with H-600-A 3/4" Screwdriver Bak-Chek® Control stops.

### Royal Performance™ Kit

Contents:

- A. Dual Filtered Diaphragm™ Assembly
- B. Triple Seal Handle Repair Kit
- C. High Back Pressure Vacuum Breaker Repair Kit
- D. Tailpiece "O" Ring



Repair kits and parts listed on this page are designed to service all Sloan diaphragm type flushometers, including those manufactured for low consumption usage.

### Royal Dual Filtered Diaphragm Assembly ONLY

Sold only in Royal Performance™ Kits

Kit includes:

- Dual Filtered Diaphragm Assembly (item 3 at right)
- Handle Repair kit w/Triple Seal Packing (item 8 at right)
- High Back Pressure Vacuum Breaker Repair Kit (item 11 at right)
- Tailpiece "O" Ring (Item 15 at right)

NO	DESCRIPTION	STOCK NO	EACH
A-1045-A	for 1.28 GPF water closets	SL3301506	98.27
A-1101-A	for low consumption water closets	SL3301070	115.51
A-1102-A	for water saver water closets	SL3301071	115.51
A-1106-A	for Low consumption urinals	SL3301073	115.51
A-1107-A	for Low consumption urinals	SL3301074	115.51
A-1108-A	for water saver urinals	SL3301075	115.51

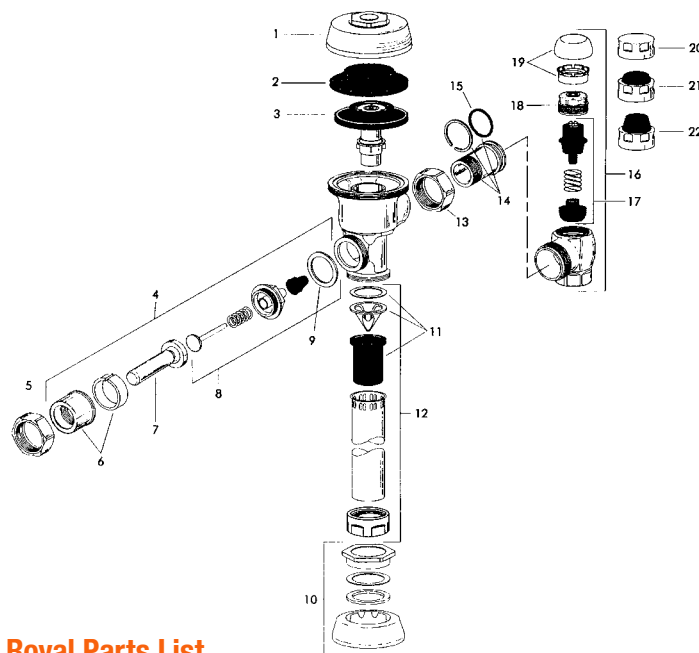
### Repair Kits

NO	DESCRIPTION	STOCK NO	EACH
B-51-A	Triple seal handle repair kit	SL3302306	17.24
V-651-A	High back pressure vacuum breaker kit	SL3323182	8.59
H-553	"O" Ring	SL5308696	2.51

Stock No	Kit No	Flush Volume	For Use With
3301070	A-1101-A	1.6 gpf/6.0 Lpf	Low consumption water closets
3301071	A-1102-A	3.5 gpf/13.2 Lpf	Water saver water closets
3301073	A-1106-A	0.5 gpf/1.9 Lpf	Wash down urinals
3301074	A-1107-A	1.0 gpf/3.8 Lpf	Low consumption urinals
3301075	A-1108-A	1.5 gpf/5.7 Lpf	Water saver urinals

- Use 3.5 gpf/13.2 Lpf kit for old style blowout urinals.
- Some wash down urinals may require a 1.0 gpf/3.8 Lpf flush.

Royal Performance Kits can be used to upgrade Royal style Diaphragm Flushometer valves manufactured after 1964. Also, use this to upgrade Sloan Regal Flushometers to Royal Performance.



### Royal Parts List

1.	0301172	A-72	CP Cover
2.	0301168	A-71	Inside cover
3.	Dual filtered diaphragm Assembly (see chart at left)		
4.	0302390	B-73-A	Triple Seal CP Handicap Handle Assembly(ADA Compliant)
5.	0301082	A-6	CP Handle Coupling
6.	0302109	B-7-A	CP Socket Assembly
7.	0302389	B-74-A	CP Handicap Handle Grip (ADA compliant) (shown)
8.	3302306	B-51-A	Triple Seal Handle Repair Kit
9.	5301139	A-31	Handle Gasket - 48 per package
10.	0306125	F-5-A	3/4" CP Spud Coupling Assembly
	0306140	F-5-A	1 1/4" CP Spud Coupling Assembly
	0306146	F-5-A	1 1/2" CP Spud Coupling Assembly
11.	3323182	V-651-A	High Back Pressure Vacuum Breaker Repair Kit
12.	3393004	V-600-AA	3/4" x 9" CP Vacuum Breaker
	3393006	V-600-AA	1 1/4" x 9" CP Vacuum Breaker
	3393007	V-600-AA	1 1/2" x 9" CP Vacuum Breaker
13.	0308676	H-550	CP Stop Coupling
14.	0308801	H-551-A	CP Adjustable tailpiece 2 1/8" long
15.	5308696	H-553	"O" Ring - 24 per package
16.	3308386	H-700-A	1" Screwdriver Bak-Chek® Stop CP - complete
	3308384	H-700-A	3/4" Screwdriver Bak-Chek® Stop CP - complete
17.	3308853	H-541-A	Control Stop Repair Kit*
	3308856	H-543-A	Control Stop Repair Kit**
18.	0308612	H-622	CP Bonnet*
	0308843	H-577	CP bonnet**
19.	3308791	H-1010-A	Vandal resistant Control Stop Cap Assembly*
	3308790	H-1009-A	Vandal resistant Control Stop Cap Assembly**
20.	0308840	H-573	Control Stop Cap CP*
	0308848	H-582	Control Stop Cap CP**
21.	3308866	H-574	Control Stop Cap w/Bumper*
22.	3308867	H-576	Control Stop Cap w/Extended Bumper*

\* for use with H-700-A 1" & 3/4" and H-600-A 1" screwdriver Bak-Chek® Control Stops.

\*\* for use with H600-A 3/4" Screwdriver Bak-Chek® Control Stops.

Information on this page subject to change without notice.

Abbreviations:

- CP=chrome plate
- gpf=gallons per flush
- Lpf=Liters per flush
- LC=low consumption
- w/=with

## EcoPower Sensor Faucets

### Standard & Gooseneck EcoPower Faucets

- Self-generating hydropowered EcoPower system
- No minimum daily usage requirement
- Micro-sensor positioned underneath the spout head for accurate hand detection ensuring smooth and consistent water distribution
- Vandal resistant aerator housing
- Durable chrome plated spout body
- Single-hole mount
- Equipped with 1.0gpm flow control



#### Standard Spout

**T28S11E#CP**

**\*All parts complete faucet\***

Escutcheon Plate  
Sold Separately



DESCRIPTION	STOCK NO	EACH
Spout Chrome . . . . .	TLE28003U1CP	246.85
0.18 gpc, 10 second on-demand Controller . . . . .	TLE03503U1	357.25

#### Standard with Mixing Valve

**T28S11ET#CP**

**\*All parts complete faucet\***

DESCRIPTION	STOCK NO	EACH
Spout Chrome . . . . .	TLE28003U1CP	246.85
0.18 gpc, 10 second on-demand Controller . . . . .	TLE03503U1	357.25
Thermostatic Mixing Valve. .	TLE05701U	202.99



#### Gooseneck Spout

**T24S51E#CP**

**\*All parts complete faucet\***

Escutcheon Plate  
Sold Separately



DESCRIPTION	STOCK NO	EACH
Spout Chrome . . . . .	TLE24006U1CP	458.45
0.08 gpc, 10 second on-demand Controller . . . . .	TLE03502U1	357.25

#### Standard with Mixing Valve

**T24S51ET#CP**

**\*All parts complete faucet\***

DESCRIPTION	STOCK NO	EACH
Spout Chrome . . . . .	TLE24006U1CP	458.45
0.08 gpc, 10 second on-demand Controller . . . . .	TLE03502U1	357.25
Thermostatic Mixing Valve. .	TLE05701U	202.99

(21)

### Optional Escutcheon Plates

SIZE	STOCK NO	EACH
4" . . . . .	THP3158	45.77
8" . . . . .	THP3159CP	84.15

## EcoPower Sensor Flush Valves



### Urinal & Toilet Sensor Flush Valves

Designed for new & retrofit installations. Hydro-powered turbine charges the power supply during usage eliminating the need for battery replacement or consumption of external electrical power for up to 10 years. Automatic infrared sensor activated, piston urinal flush valve. Automatic sensor adjustment on installation. Heavy-duty zinc die cast cover with nickel chrome finish. Vandal resistant hex head screws. Manual override button. Piston valve and solenoid with self-cleaning mechanism.

- Spud & Nut Escutcheon
- Sweat Solder Kit

FINISH	ANGLE STOP	VACUUM BREAKER	STOCK NO	EACH
<b>Urinal - Low consumption 1.0 GPF</b>				
Chrome	3/4"	3/4"	TEU1GA12	603.45
<b>Urinal - Low consumption .5 GPF</b>				
Chrome	3/4"	3/4"	TEU1LA12	605.48
<b>Urinal - Low consumption 0.125 GPF</b>				
Chrome	3/4"	3/4"	TEU1UA12	756.16
<b>Toilet - Low consumption 1.6 GPF</b>				
Chrome	1"	1 1/2"	TET1GA32	605.48
<b>Toilet - Low consumption 1.28 GPF</b>				
Chrome	1"	1 1/2"	TET1LA32	605.48

## Manual Exposed Flushometer Valves



### Manual Toilet Flushometer Valve

Manual toilet brass flushometer valve, non-hold-open piston with, self-cleaning debris screen and precise flushing capability.

- 1" Angle Stop
- 1 1/2" Vacuum Breaker
- Spud & Nut Escutcheon
- Sweat Solder Kit

**Low consumption 1.28 GPF**

FINISH	STOCK NO	EACH
Chrome . . . . .	TMT1LN32	309.19

### Manual Urinal Flushometer Valve

Manual urinal brass flushometer valve, non-hold-open piston with, self-cleaning debris screen and precise flushing capability.

- 3/4" Angle Stop
- 3/4" Vacuum Breaker
- Spud & Nut Escutcheon
- Sweat Solder Kit

**Low consumption .5 GPF**

FINISH	STOCK NO	EACH
Chrome . . . . .	TMU1LN12	312.47

## Flush Valve Accessories

(21)

### Lithium Battery

FOR USE WITH	STOCK NO	EACH
ALL EcoPower . . . . .	THP3053	43.74

## Selectronic Lav Faucets

### Innsbrook Selectronic Lav Faucet

Electronic, sensed operated. Water pressure range from 20 to 125 psi. Operates on DC (CR-P2 lithium battery). 15" long satinless steel hose with 3/8" compression connection.

**Single Supply • 0.5 GPM • VR spray**

FINISH	STOCK NO	EACH
Chrome	AS6055205002	403.14



### 4" Deck Plate for Innsbrook Lav Faucets

Forged brass construction. Center fixation ring prevents the faucet spout from rotating. 1-1/4" fixation bolts with quick spin nuts.

**6 1/8" x 2 1/8"**

FINISH	STOCK NO	EACH
Chrome	AS605P400002	46.95



### NextGen Selectronic Lav Faucet

Simple, integrated design with No control box below deck and all electronics contained in the faucet spout which installs from the top. Battery and solenoid valve easily accessible. Fail-Safe faucet automatically shuts off upon loss of power or dead battery. No reset required. Water pressure range from 20 to 125 psi. Operates on DC (CR-P2 lithium battery).

- SmarTherm™ Safety Shut-Off integrates a thermostatic hot water temperature limiter (ASSE 1070)

FINISH	STOCK NO	EACH
<b>Single Supply • 1.5 GPM</b>		
Chrome	AS7755115002	464.54
<b>Dual Supply • 1.5 GPM • Above-Deck Mixing</b>		
Chrome	AS7755215002	495.50
Chrome SmarTherm™	AS7755315002	612.39

### 4" Deck Plate for NextGen Lav Faucets

Metal construction. Center fixation screw prevents rotating. 1/4" fixation bolts with quick spin nuts.

**6 1/2" x 2 1/2"**

FINISH	STOCK NO	EACH
Chrome	AS775P400002	57.94



### Paradigm Selectronic Lav Faucet

It features the patented SmarTherm® Safety-Shut Off which is ASSE 1070 certified and automatically protects the user from scalding.

The simple integrated design, with all electronics in the spout, is engineered for easy installation and maintenance to save time and money. It eliminates the control box and provides for a clean, clutter-free under-deck space.

**Dual Supply • 1.5 GPM • VR laminar flow outlet**

FINISH	STOCK NO	EACH
Chrome	AS7025315002	626.37



### 4" Deck Plate for Paradigm Lav Faucets

Equipped with fixation bolts and quick spin nuts, this deck plate stays secure and is easy to install.

**6" x 2 5/16"**

FINISH	STOCK NO	EACH
Chrome	AS702P400002	63.94



## Selectronic Urinal Flush Valve

### Innsbrook Selectronic Urinal Flush Valve

- Exclusive, self cleaning piston-operated flush valve with proximity operation and mechanical manual override.
- Factory-Installed CR-P2 Lithium Battery.
- Water pressure range from 20 to 125 psi.
- Exposed Flushometer for 3/4" Top Spud Urinals - 1.0 GPF.

**11 1/2" Rough-In • Battery Included**

FINISH	STOCK NO	EACH
Chrome	AS6063101002	424.28



### Selectronic FloWise Urinal Flush Valve

- Electronic flush valve with Selectronic™ proximity system for "Hands Free" operation.
- Self-Cleaning Piston operation helps prevent clogging and reduces maintenance.
- Fully Mechanical Manual Override Button can flush urinal during a power outage.
- Stadium Feature: Valve automatically switches to water conservation mode during periods of heavy usage. 3/4" Top Spud Urinals - .05 GPF.

**11 1/2" Rough-In • Battery Included**

FINISH	STOCK NO	EACH
Chrome	AS6063051002	424.28



## Selectronic Closet Flush Valve

### Innsbrook Selectronic Closet Flush Valve

- Exclusive, self cleaning piston-operated flush valve with proximity operation and mechanical manual override.
- Factory-Installed CR-P2 Lithium Battery.
- Water pressure range from 20 to 125 psi.
- Exposed Flushometer for 1-1/2" Top Spud Bowls - 1.6 GPF.

**11 1/2" Rough-In • Battery Included**

FINISH	STOCK NO	EACH
Chrome	AS6065161002	424.28





## Shower Repair Parts

### Touch N Flow Shower Valve Repair Kit

**Includes 1 of each:**

S21-032	Screw Assembly
S88-039	Orifice assembly
S68-005	Guide
118-210	Body
S64-034	Poppet Assembly
135-028	Conical Spring
173-012	Filter
S64-088	Plunger Assembly
S45-125	Parker "O" lube

STOCK NO	EACH
BRS65071	235.96

### Compression Valve

DESCRIPTION	STOCK NO	EACH
Handle Compression Valve	BR128028	27.13
Valve Stem Assembly (Cold)	BRS02031A	159.33
Valve Stem Assembly (Hot)	BRS02031B	159.33

### EquaFlow Repair Fittings

DESCRIPTION	STOCK NO	EACH
EquaFlow Cap Clamp	BR107280	24.66
Handle EquaFlow	BR128161	50.81

### Shower Repair Fittings

DESCRIPTION	STOCK NO	EACH
Diaphragm Air Actuator	BR269612	14.31
BradTrol Valve Repair Kit	BR3000760	64.13

## Washfountain Repair Parts

### Multi-Fountain Terrazzo Repair Fittings

DESCRIPTION	STOCK NO	EACH
90-75 STD Repair Kit	BRS65074	258.81
Multi-Fountains Repair Kit	BRS65084	256.84
Universal Push Button	BR128090	54.26
Universal Air Valve Repair Kit	BRS65110	64.46

### Diplomat Liquid Soap/Gel Sanitizer Dispenser

- Surface-Mounted
- Tank Type: Vertical
- Dispenser Capacity: 27 oz. liquid soap and gel hand sanitizers
- Viscosity Range: 1cps - 3,000cps (centipoise)
- Battery-Operated: 3 "C" batteries (not included)**

FINISH	STOCK NO	EACH
Stainless Steel	BR6A0011	146.89



## Washfountain Repair Parts

### Classic Repair Fittings

DESCRIPTION	STOCK NO	EACH
Manual Mixing Valve (1)	BRS01038	177.78
Foot Lever Pivot Pin (2)	BR152026	12.17
Angle Volume Control (3)	BRS02045	118.39
Foot Valve (4)	BRS07066	458.26
Foot Valve Diaphragm	BR125001Y	15.62
Foot Lever Spring (5)	BR135001W	11.35
Window AZ Classic	BR269832	15.29

### Foot Valve Repair Kit

**Includes 1 of each:**

S21-027	Needle assembly
125-001BW	Gasket
S64-006	Plunger assembly
117-016	Valve seat
125-001Y	Diaphragm
124-001V	Fiber washer
110-095	Body • Needle valve
135-001P	Spring
130-033	Key • Valve seat

STOCK NO	EACH
BRS65001A	227.24
<b>FOR FOOT VALVES MFG. AFTER JAN. 2003</b>	
BRS65230	217.87

### Check Stop Repair Kit

**Includes:**

(2)	124-001BV	Fiber Washer
(2)	153-068	Plug • Brass
(1)	156-006	Screen
(1)	124-001AF	Tail piece washer
(1)	135-001AB	Spring
(1)	S21-015	Check Assembly

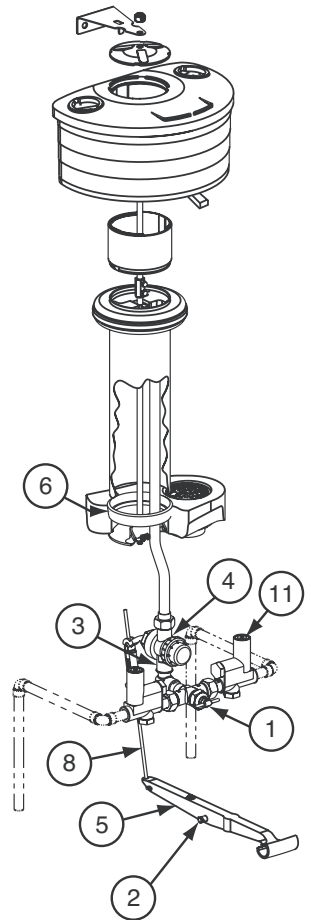
STOCK NO	EACH
BRS45050	69.55

### Sprayhead Repair Kit

**Includes:**

(1)	125-001DE	Neoprene washer • Top
(4)	124-001AL	Washer
(4)	124-001AT	Washer
(4)	160-211	Carriage bolt
(4)	161-025	Nut

STOCK NO	EACH
BRS45051	42.09



## Bradley Halo Combination Drench Shower / Eye Wash Unit

- Halo™ Delivers the Most Effective Shower and Eye/Face Washdown Coverage and Spray Pattern
- Exceeds American National Standard Z358.1 Specifications
- Separate Supply and Waste Pipes Meets CEN and Plumbing Requirements
- Ergonomic Hand Activation Eyewash Paddle Easy to Reach from Any Direction

**FOR USE WITH BRS2150 (EFX20) Mixing Valve**

STOCK NO	EACH
BRS19314EW	1013.15



## Bradley S19-224 Series Wall-Mount Halo Eyewash Unit

- Aquaduct Self-Draining design.
- Chrome-plated 1/2" IPS stay-open ball eye wash valve operated by large, highly visible yellow PVC push button.
- Impact-resistant yellow plastic eye wash bowl.
- Integral flow control assures safe, steady flow under varying water supply conditions.
- Heavy gauge cast aluminum wall bracket (bolts not included)



STOCK NO	EACH
BRS19224EW	332.31

## Bradley S19-260 Series Deck-Mounted Eye/Face Wash Fixture

- Corrosion-resistant stainless steel eye wash bowl is flush-mounted with deck.
- Universal Identification Sign and Inspection Tag Included.
- Exceeds minimum water flow of 0.4 GPM at 30 PSI.



STOCK NO	EACH
BRS19260	992.35

## Bradley Deck Mount "Swing" Eyewash Fixture

- Chrome-Plated Brass Pipe & Fittings, 1/2" NPT Supply
- Universal Identification Sign & Inspection Tag
- Exceeds American National Standard Z358.1 Specs
- Full, One-Year Warranty

**FOR USE WITH BRS192000 (EFX8) Mixing Valve**

DESCRIPTION	STOCK NO	EACH
RH • LESS Bowl	BRS19274B	556.14
LH • LESS Bowl	BRS19274BL	556.14



(21)

## Bradley Eye Wash Repair Fittings

DESCRIPTION	STOCK NO	EACH
Eyewash Head Tethered	BR107371	15.32
Eyewash Handle	BRS45123	79.07
Valve/Handle Pre-Pack	BRS45122	189.90

## Bradley Thermostatic Mixing Valves

ASSE 1071 & cUPC Certified

DESCRIPTION	GPM @ 30 PSI	STOCK NO	EACH
EFX8 (Eye Wash ONLY)	7	BRS192000	681.21
EFX20 (Combo Unit)	19.5	BRS192150	1306.37
EFX50 (Any 2 Units)	40.5	BRS192250	1804.47



## Speakman Emergency Equipment

### Speakman EyeSaver Faucet

- Eyewash and Faucet Work Independantly
- Certified ANSI Z358.1 & ASME A112.18.1
- LF suffix is a Laminar flow outlet

**Model SEF-1800-CA (LF)**

FLOW OUTLET	STOCK NO	EACH
1.5 GPM	SEF1800CALF	1395.38





# Lavatory Stops and Supply Fittings <sup>(16)</sup>

brasscraft.com

## Angle Stops



### OR15X/OR17X

3/8" OD Compression Outlet, angle, oval handle.

INLET SIZE	FINISH	STOCK NO	EACH
3/8" FIP	Chrome Plated	OR15	15.81
1/2" FIP	Chrome Plated	OR17	15.81



### OCR09X/OCR19X/OCR39X

1/2" Nominal Compression Inlet, angle, oval handle.

OUTLET SIZE (OD)	FINISH	STOCK NO	EACH
1/4" Comp.	Rough Brass	OCR09RB	16.53
3/8" Comp.	Chrome Plated	OCR19	13.16
3/8" Comp.	Rough Brass	OCR19RB	12.69
1/2" Comp.	Chrome Plated	OCR39	20.98



### PR19X

1/2" Nominal CPVC Inlet, angle, oval handle.

OUTLET SIZE (OD)	FINISH	STOCK NO	EACH
3/8" Comp.	Chrome Plated	PR19C	21.63



### SCR19X/SCR39X

1/2" Nominal Compression Inlet, angle, loose key

OUTLET SIZE (OD)	FINISH	STOCK NO	EACH
3/8" Comp.	Chrome Plated	SCR19	25.50
1/2" Comp.	Chrome Plated	SCR39	33.24



### R19X

1/2" Nominal Sweat Inlet, 3/8" OD Comp., angle

FINISH	STOCK NO	EACH
Chrome Plated	R19	18.33



### CR1901LRX/CR3901LRX

#### Dual Outlet Valves

1/2" Nom. Comp. Inlet, 3/8" OD Comp. Side Outlet.

RISER OUTLET (OD)	FINISH	STOCK NO	EACH
1/2" Comp.	Rough Brass	CR3901LR	66.15



### CR1901DVX

Dual shut-off for two independant supply lines.

- 1/2" Nominal Compression Inlet
- 3/8" OD Compression Riser Outlet
- 3/8" OD Compression Side Outlet

FINISH	STOCK NO	EACH
Rough Brass	CR1901DVR	90.44



### CR1901DV SX

Straight dual shut-off for two supply lines.

- 1/2" Nominal Compression Inlet
- 3/8" OD Compression Riser Outlet
- 3/8" OD Compression Side Outlet

FINISH	STOCK NO	EACH
Rough Brass	CR1901DVSR	93.64

## 1/4 Turn Stops



### G2CR19X

1/2" Nominal Comp. Inlet, 3/8" OD Comp., angle

FINISH	STOCK NO	EACH
Chrome Plated	G2CR19	12.91



### G2PS09X/G2PS19X

1/2" Nominal Push Connect Inlet, angle

OUTLET SIZE (OD)	FINISH	STOCK NO	EACH
1/4" Comp.	Chrome Plated	G2PS09XC	18.76
3/8" Comp.	Chrome Plated	G2PS19XC	13.48



### Removal Tool

For Push Connect fittings.

SIZE	STOCK NO	EACH
1/2" or 1/4"	PCT106	2.55



### G2CEP09X/G2CEP19X

1/2" Nominal F1960 Cold Expansion PEX Barb Inlet, angle

OUTLET SIZE (OD)	FINISH	STOCK NO	EACH
1/4" Comp.	Chrome	G2CEPX09XC	19.43
3/8" Comp.	Chrome	G2CEPX19XC	10.25



### G2BRPX19X

1/2" Nominal Crimp Barbed PEX Inlet, 3/8" OD Compression Outlet, angle, ASTM F1807

FINISH	STOCK NO	EACH
Chrome Plated	G2BRPX19XC	10.25



### KTSCR19X

1/2" Nominal Comp. Inlet, 3/8" OD Comp. Outlet.

FINISH	STOCK NO	EACH
Chrome Plated	KTSCR19XC	18.11



### KTSCR19X

1/2" Nominal Compression Inlet, angle, loose key.

OUTLET SIZE (OD)	FINISH	STOCK NO	EACH
3/8" Comp.	Chrome Plated	KTSCR19C	31.89

# Lavatory Stops and Supply Fittings <sup>(16)</sup>

brasscraft.com

## Straight Stops



### OR10X/OR12X

3/8" OD Compression Outlet, straight, oval handle

INLET SIZE	FINISH	STOCK NO	EACH
3/8" FIP	Chrome Plated	OR10	19.17
1/2" FIP	Chrome Plated	OR12	19.17



### OCR14X/OCR34X

1/2" Nom. Compression Inlet, straight, oval handle

OUTLET SIZE (OD)	FINISH	STOCK NO	EACH
3/8" Comp	Chrome Plated	OCR14	14.31
3/8" Comp	Rough Brass	OCR14RB	13.76
1/2" Comp	Chrome Plated	OCR34	21.58



### PR14X

1/2" Nom. CPVC inlet, 3/8" OD Comp., oval handle

FINISH	STOCK NO	EACH
Chrome Plated	PR14C	23.48



### R14X

1/2" Nom. Sweat Inlet, 3/8" OD Comp., oval handle

FINISH	STOCK NO	EACH
Chrome Plated	OR14	19.84



### DRS44MX

1/2" Nominal Female Sweat Inlet,  
1/2" Nominal Male Sweat Outlet,  
Screwdriver Slot Shut-off

FINISH	STOCK NO	EACH
Rough Brass	DRS44MR	45.17



### G2CR14X

1/2" Nominal Comp. Inlet, 3/8" OD Comp. Outlet

FINISH	STOCK NO	EACH
Chrome Plated	G2CR14	14.04



### G2PS14XC

1/2" Nom. Push Connect Inlet, 3/8" OD Comp. Outlet

FINISH	STOCK NO	EACH
Chrome Plated	G2PS14XC	13.48



### Push Removal Tool

For Push Connect fittings.

SIZE	STOCK NO	EACH
1/2" or 1/4"	PCT106	2.55



### G2BRPX14X

1/2" Nominal Crimp Barb PEX Inlet,  
3/8" OD Compression Outlet

FINISH	STOCK NO	EACH
Chrome	G2BRPX14XC	10.25



### G2CEPX14X

1/2" Nominal F1960 Cold Expansion PEX Barb Inlet,  
3/8" OD Compression Outlet

FINISH	STOCK NO	EACH
Chrome	G2CEPX14XC	10.25

## Supply Fittings



### 70-6-6X/70-6-8X

3/8" OD Tube

SIZE	FINISH	STOCK NO	EACH
3/8" FIP	Chrome Plated	BC15	14.29
1/2" FIP	Chrome Plated	BC17	20.74



### Compression Nut

3/8" OD Tube, Lead Free

FINISH	STOCK NO	EACH
Nickel Plated	616C	2.24



(02a)

### Compression Cap

OD TUBE	MODEL NO	STOCK NO	EACH
3/8"	61CP-6X	38CCCAP	3.52



### 10X/11X/12X/13X

3/8" OD Tube, Lead Free

SIZE	FINISH	STOCK NO	EACH
3/8" FIP	Chrome Plated	BC10	11.64
3/8" MIP	Chrome Plated	BC11	5.17
1/2" FIP	Chrome Plated	BC12	13.49
1/2" MIP	Chrome Plated	BC13	5.82



(02a)

### Compression Female Tee Adaptors

3/8" OD Tube x 3/8" OD Tube x Comp. Nut

COMP. NUT	MODEL NO	STOCK NO	EACH
1/4" Female	CT2-664X	CT2664XP	13.38
3/8" Female	CT2-666X	CT2666XP	13.38

## Flexible Closet Supplies

(18)

### Braided Polymer Closet Supply

3/8" Comp. Inlet x 7/8" Ballcock Nut Outlet

MODEL NO	LENGTH	STOCK NO	EACH
B1-20DL F	20"	B120DL	9.07



(18)

### Fluidmaster PRO Series Stainless Steel Closet Supply

3/8" Comp. Inlet x 7/8" Ballcock Nut Outlet

LENGTH	STOCK NO	EACH
9" . . . . .	FLPRO1T09	4.13
12" . . . . .	FLPRO1T12	4.37
16" . . . . .	FLPRO1T16	5.02
20" . . . . .	FLPRO1T20	5.43



## Anti-Sweat Valve <sup>(18)</sup>

### Watts WAS Anti-Sweat Closet Valve

For toilet tanks. Mixes hot water with cold supply water to avoid condensation build-up on outside of tank (maximum temp 180°F.) 1/2" Cast brass, compression or IPS male connections.

STOCK NO	EACH
WAS . . . . .	85.75



## Closet Tube Only

### Copper Toilet Risers

3/8" OD Tube Crome Plated Riser

MODEL NO	LENGTH	STOCK NO	EACH
1-12DL C	12"	112DL	7.84
1-20DL C	20"	120DL	13.54



### Copper Toilet Riser

3/8" OD Tube, Crome Plated with Heavy Duty Rubber Nosepiece.

MODEL NO	LENGTH	STOCK NO	EACH
1-20DE C	20"	120DEC20	18.15



(02)

### Oatey Toilet Riser

3/8" PEX Supply tubes for Residential or Commercial

MODEL NO	LENGTH	STOCK NO	EACH
34315	12"	OA34315	1.92
34317	20"	OA34317	2.39



(02)

### Oatey PEX Celcon Compression Sleeve

Sold in bag quantities of 48 only.

DESCRIPTION	STOCK NO	EACH
Fits 3/8" OD Risers . . . . .	OA34018	.15



## Closet Tube Kits

### OCR1912DLX

1/2" Nom. Comp. Inlet, 3/8" OD Comp. Angle Valve, 3/8" OD x 12" tube, 1 Bell Flange

FINISH	STOCK NO	EACH
Chrome Plated . . . . .	OCR1912DL	38.43



(18)

### Brasstech Suppy Kit

Solid Brass Constuction. Angle Valve 1/2" Comp. Inlet, 3/8" OD Comp. Outlet. Sure Grip Flange. 3/8" OD x 20" Flat Head Rigid Supply Tube.

FINISH	HANDLE	STOCK NO	EACH
Oil Rubbed Bronze	Oval	48210B	152.43
Satin Nickel	Lever	48215S	152.43



# Lavatory and Sink Supplies <sup>(16)</sup>

brasscraft.com

## OCR1912AX

1/2" Nom. Comp. Inlet, 3/8" OD Comp. Angle Valve, 3/8" OD x 12" tube, 1 Shallow Flange

FINISH	STOCK NO	EACH
Chrome Plated	OCR1912A	75.29



## CS600

1/2" OD Tube Sweat Copper Riser for faucet installs with shank nut and nosepiece

FINISH	LENGTH	STOCK NO	EACH
Rough Brass	12"	CS600	17.74



## Thread Brass Basin Nut


SIZE	STOCK NO	EACH
1/2"	BN12916B	1.99



## Copper Faucet Risers

3/8" OD Tube Copper Riser for faucet installs, with one-piece formed metal nosepiece with insert

MODEL NO	FINISH	LENGTH	STOCK NO	EACH
1-12A C	Chrome Plated	12"	112A	7.34
1-12A R	Rough Brass	12"	112ARB	5.72
1-20A C	Chrome Plated	20"	120A	11.06
1-20A R	Rough Brass	20"	120ARB	10.11
1-20A PP	Polished Brass	20"	120APB	46.77
1-30A C	Chrome Plated	30"	130A	24.09
1-30A R	Rough Brass	30"	130ARB	18.28
1-36A C	Chrome Plated	36"	136A	28.42



1/2" OD Tube Copper Riser for faucet installs

MODEL NO	FINISH	LENGTH	STOCK NO	EACH
3-12A C	Chrome Plated	12"	312A	16.05



## Copper Faucet Risers

3/8" OD Tube Copper Riser for faucet installs, with a 3/8" compression nosepiece

MODEL NO	FINISH	LENGTH	STOCK NO	EACH
1-12KC C	Chrome Plated	12"	112KC	13.99
1-12CK R	Rough Brass	12"	112KCRB	12.69
1-20KC C	Chrome Plated	20"	120KC	16.91

## Speedi Plumb®

### Stainless Steel Flexible Supply

3/8" Comp. Inlet x 1/2" FIP Outlet

MODEL NO	LENGTH	STOCK NO	EACH
S1-16A F	16"	S116AF	4.89



## Speedi Plumb®

### Polymer Flexible Supply

1/2" Comp. Inlet x 1/2" FIP Outlet

MODEL NO	LENGTH	STOCK NO	EACH
B3-30A F	30"	B330AF	20.11



## Pro Series®

### Stainless Steel Flexible Supply

3/8" Comp. Inlet x 1/2" FIP Outlet

MODEL NO	LENGTH	STOCK NO	EACH
PRO1F12	12"	FLPRO1F12	4.58
PRO1F16	16"	FLPRO1F16	5.02
PRO1F20	20"	FLPRO1F20	5.43
PRO1F30	30"	FLPRO1F30	6.50



3/8" Comp. Inlet x 3/8" Comp. Outlet

MODEL NO	LENGTH	STOCK NO	EACH
PRO6F12	12"	FLPRO6F12	5.52
PRO6F20	20"	FLPRO6F20	7.66



3/8" Comp. Inlet x 3/8" OD Copper Outlet

MODEL NO	LENGTH	STOCK NO	EACH
PRO8F12	12"	FLPRO8F12	5.17
PRO8F20	20"	FLPRO8F20	6.52



## Oatey Sink Supplies

3/8" PEX Supply tubes for Residential or Commercial

MODEL NO	LENGTH	STOCK NO	EACH
34312	20"	OA34312	2.39
34313	30"	OA34313	2.82



(21)

## Dishwasher Elbow Fitting

3/8" MIP Inlet x 3/4" Garden Hose Swivel

FINISH	STOCK NO	EACH
Brass	LF769GH	8.04



(18)

## Fluidmaster Dishwasher Water Supply Connectors

Includes dishwasher elbow.  
Heavy duty brass hex nuts, nickle plated.  
3/8" Female Compression Thread  
x 3/8" Female Compression Thread

LENGTH	STOCK NO	EACH
48"	FLB6W48K	19.16
60"	FLB6W60K	21.57
72"	FLB6W72K	24.00

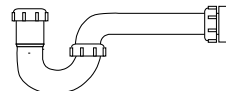


**Additional Dishwasher Supplies  
on page 415**

## ABS/PVC "Mastertrap" P-Trap

Adapter connects 1/2" tube size to Sch. 40 stub-out with 1/4" and 1/2" inlet slip joint adapter washers.

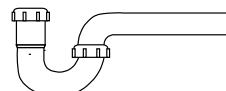
TYPE	STOCK NO	EACH
ABS	DBA9703WBG	2.73
PVC	DBP9703WBG	2.73



## PVC "Mastertrap" P-Trap

Adapter connects 1/4" tube size to Sch. 40 stub-out. **LESS Flange.**

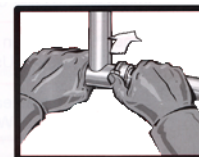
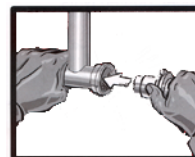
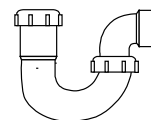
TYPE	STOCK NO	EACH
PVC	DBP9701	3.15



## PVC "Mastertrap" Sink Trap

Adapter connects 1/2" tube size to Sch. 40 stub-out with 1/4" and 1/2" inlet slip joint adapter washers.

TYPE	STOCK NO	EACH
PVC	DBP9702	3.75



**Just Load... And Lock!**

## No. 837 ABS/PVC 1 1/2" Bayonet P-Trap Assembly


- One-quarter turn, no-leak tubular connection.
- Saves time, eliminates leaks and costly call backs.
- Impossible to over or under tighten nuts.
- Utilizes pre-lubricated, easy-to use O-rings.
- Eliminates leaks caused by damaged or warped washers.
- Includes P-trap, Bayonet twistlock nuts, O-rings, Marvel adapter and 1/2" to 1/4" rubber reducing bushing.

TYPE	STOCK NO	EACH
ABS	837ABSBG	6.99
PVC	837PVCBG	6.99



# ABS and PVC Tubular Waste Products <sup>(18)</sup>

oatey.com



## Continuous Wastes

TYPE	LENGTH	STOCK NO	EACH
Hi-Line, 1/2" Baffle Tee End Outlet			
<i>Bagged ABS</i>			
Direct Connect	16"	T530YABSBG	7.99
PVC Direct Connect	17"	DBP9121	6.97
ABS Direct or Slip	17"	DBA9121A	7.35
PVC Direct or Slip	17"	DBP9121A	7.35
PVC Direct or Slip	21"	DBP9121B	18.80

Hi-Line, 1/2" Telescopic End Outlet			
PVC Direct Connect	17"	DBP9121ATBG	9.85
ABS Direct or Slip	17"	DBA9121AT	9.48
PVC Direct or Slip	17"	DBP9121AT	10.41
PVC Direct Connect	21"	DBP9121T	17.99

Hi-Line, 1/2" Baffle Tee End Outlet - TPR Washers			
ABS Direct or Slip	16"	DBA9108AB	5.22
PVC Direct or Slip	16"	DBP9108AB	5.22

## Slip Joint Connection

1/2" x 8" x 3/4" Branch

TYPE	STOCK NO	EACH
ABS Slip Joint	DBAP9817	2.98

## 1/2" Single Flange Sink Tailpieces

TYPE	LENGTH	STOCK NO	EACH
ABS	8"	DBA9801	1.40
PVC	8"	DBP9801	1.33
ABS	12"	DBA9803	1.79
PVC	12"	DBP9803	1.69

## 1/2" Double Flanged Sink Tailpieces

TYPE	LENGTH	STOCK NO	EACH
ABS	16"	DBA9803E	2.25
PVC	16"	DBP9803E	2.16

## End Outlet Waste

Telescopic with baffle tee and Y branch discharge connection.

TYPE	TELESCOPIC	Y BRANCH	STOCK NO	EACH
PVC	12-16"	1/2"	DBP9121AT8	10.34
PVC	11 1/2"-16"	3/4"	DBP9121AT12	9.80

## End Outlet Waste with Dishwasher Branch

1/2" Telescopic EO White PP DC.

TYPE	TELESCOPIC	Y BRANCH	STOCK NO	EACH
PVC	12-16"	1/2"	T500DS12PVCBG	18.60

## Dishwasher Branch Tailpieces

TYPE	STOCK NO	EACH
1/2"x1 1/2"x8" Length with 5/8" OD Branch		
<i>PVC Slip Joint,</i>		
TPR Washers	DBPP9816	2.98
ABS Slip Joint	DBAP9816	2.98
<i>PVC Direct Connect,</i>		
TPR Washer	DBPP9818	2.98
1/2"x1 1/2"x8" Length with 7/8" OD Branch		
PVC Direct Connect	308W	3.72
PVC Slip Joint	DBPP9817	2.98

1/2"x1 1/2"x8" Length with 3/4" Branch		
PVC Direct Connect	DBPP9819	2.98

## Plastic 1/2" Disposer Kits

TYPE	STOCK NO	EACH
ABS Baffle Tee,		
Disposer Gasket	DBA9100	7.04
PVC Baffle Tee, Disposer Gasket,		
TPR Washers	DBP9100B	6.13

## No. 610 Bayonet Disposer Waste Assembly Kit

- Tee and nuts
- 6" and 10" tailpiece
- Disposer connection washer
- Telescopic - fully adjustable
- 1/2", Bagged

See page 405 for description of "Bayonet"

TYPE	STOCK NO	EACH
PVC	610PVCBG	18.65

## PVC Hi-Line Baffle Tee Center Outlet Continuous Waste

TYPE	STOCK NO	EACH
PVC Direct or Slip,		
TPR Washers	DBP9123ABG	6.62

## 1/2" End Outlet Continuous Waste

TYPE	STOCK NO	EACH
PVC Slip Joint, Baffle Tee	DBP9185	2.82

## Plastic Slip Joint Extension Tubes

TYPE	SIZE	STOCK NO	EACH
Single Connect			
ABS	1/2"x8"	DBA9792A	2.42
PVC, TPR Washers	1/2"x8"	DBP9792A	2.63
Double Connect			
PVC, TPR Washers	1/4"x16"	DBP9791E	5.43
ABS, TPR Washers	1/2"x16"	DBA9793E	2.87
PVC, TPR Washers	1/2"x16"	DBP9793E	3.12

## Plastic Extension Tubes

TYPE	SIZE	STOCK NO	EACH
PVC Solvent Weld	1/2"x8"	DBP9786A	4.97

## PVC Slip Joint Nut

SIZE	STOCK NO	EACH
1/4" Less washer	DBP9001A	1.17
1/2" Less washer	DBP9001	.70

## Sioux Chief Washers <sup>(18)</sup>

### Slip-Joint Washers

Beveled for better seal with standard slip nut.

SIZE	COLOR	STOCK NO	EACH
1/4"	Red	SC9965S	.25
1/2"	Red	SC9966S	.22
1/2"	Poly	SC9966	.19
1/2" x 1/4"	Red	SC9968S	.25

### Tailpiece Washers

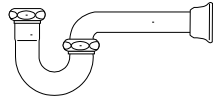
Beveled for better seal with standard slip nut.

SIZE	COLOR	STOCK NO	EACH
1/2"	Red	SC9916S	.32

# Brass Tubular Waste Products <sup>(16)</sup>

oatey.com

## Seamless Bent Tube "P" Trap



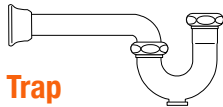
Chrome Plated, Deep Flange without Cleanout

SIZE	STOCK NO	EACH
1/4" 20 Ga. TPR Washers . . . .	DB700DF1	35.05
1/2" 20 Ga. TPR Washers . . . .	DB702DF1	42.92
1/4" 17 Ga. TPR Washers . . . .	DB701DF1	37.72
1/2" 17 Ga. Red/TPR Washers	DB704DF1	45.67

Chrome Plated, Shallow Flange without Cleanout

SIZE	STOCK NO	EACH
1/2" 20 Ga. TPR Washers . . . .	DB7021	39.53
1/2" 17 Ga. Red/TPR Washers..	DB7041	42.53

## Regular Tube "P" Trap



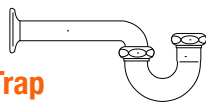
Chrome Plated with Cleanout

SIZE	STOCK NO	EACH
1/2" 20 Ga. TPR Washers . . . .	DB7081	96.67
1/4" 17 Ga. TRP Washers. . . .	DB7071	52.41
1/4" x 1/2" 17 Ga. with Reducing Nut & TPR Washers. . . . .	DB7101	60.62

17 Ga. Chrome Plated, Deep Flange with Cleanout

SIZE	STOCK NO	EACH
1/4" TPR Washers . . . . .	DB707DF1	87.72
1/2" Reducer/TPR Wahsers. .	DB710DF1	75.61

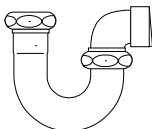
## Low Inlet Regular Tube "P" Trap



17 Ga. Polished Chrome without Cleanout

SIZE	STOCK NO	EACH
1/4" TPR Washers . . . . .	DB711A1	79.76
1/2" . . . . .	DB714A1	95.83

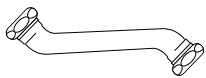
## Seamless Bent Tube Sink Traps



1/2" IPS Outlet, Chrome Plated, Shallow Flange without Cleanout, Reducer Washer, Ground joint

SIZE	STOCK NO	EACH
1/2" 20 Ga. . . . .	DB7381	90.21
1/2" 17 Ga. . . . .	DB7401	89.11

## Trap Offset



22 Ga. Polished Chrome Double Offsets

SIZE	STOCK NO	EACH
1/4"x1/4" . . . . .	DB10461	29.34
1/2"x1/2" . . . . .	DB1046A1	33.38

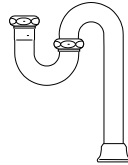
## Dearborn® Wall Tube



17 Ga. Brass with Chrome Plated Finish

SIZE	STOCK NO	EACH
1/2"x12" . . . . .	DB402A171	59.47

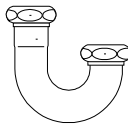
## Seamless Bent Tube "S" Traps



20 Ga. Chrome, Deep Flange without Cleanout

SIZE	STOCK NO	EACH
1/4"x1/4" . . . . .	.324CPDF	75.91
1/2"x1/2" TPR Washers . . . . .	.332CPDF	80.92

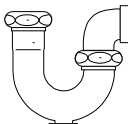
## "J" Bends For Tube Traps



Chrome Plated without Cleanout

SIZE	STOCK NO	EACH
1/4"x1/4" 20 Ga. . . . .	DB6501	42.28
1/4"x1/4" 17 Ga. TPR Washer. . .	DB6521	63.42
1/2"x1/2" 17 Ga. . . . .	DB6531	53.44

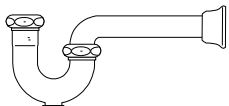
## Cast Brass Swivel Sink Trap



Polished Chrome, 1/2" IPS Elbow, Ground Joint, Brass Nuts, Reducing Washer with Cleanout

SIZE	STOCK NO	EACH
1/2"x1/2" . . . . .	DB710GBN1	104.70


## Semi Cast "P" Traps



Polished Chrome, Deep Flange with Cleanout

SIZE	STOCK NO	EACH
1/4"x1/4" 17 Ga. . . . .	DB5071	55.55
1/2"x1/2" 17 Ga. . . . .	DB5101	65.17

## Wall Bends



17 Ga. Chrome Plated

SIZE	LENGTH	STOCK NO	EACH
1/4"x1/4"	12"	DB401A171	51.69
1/4"x1/4"	15"	DB401B171	88.48
1/2"x1/2"	15"	DB402B171	112.51

## McGuire Mfg. Heavy Cast Brass "P" Trap



Chrome Shallow Flange with Cleanout, Slip Nuts

SIZE	STOCK NO	EACH
2"x2" . . . . .	MC8904C17CP	291.05


## McGuire Mfg. Tailpiece



17 Ga. Chrome Plated

SIZE	LENGTH	STOCK NO	EACH
2"x2"	12"	MC26412	75.26


## Hi-Line End Outlet Continuous Waste



Chrome Plated, Direct Connect

SIZE	STOCK NO	EACH
1/2"x16" 17 Ga. TPR Washer . .	DB131A1	79.82
1/2"x16" 22 Ga. . . . .	DB2121A1	59.16
1/2"x21" 20 Ga. . . . .	1813ASN	108.67

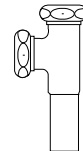
## Slip Joint End Outlet Continuous Waste



Chrome Plated

SIZE	STOCK NO	EACH
1/2"x16" 17 Ga. . . . .	DB111A1	82.04
1/2"x16" 20 Ga. TPR Washers	DB108A1	65.95

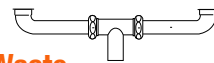
## Baffle Tee



Chrome Plated, Slip Joint

SIZE	STOCK NO	EACH
1/2" . . . . .	DB2185C	31.93

## Center Outlet Continuous Sink Waste



Chrome Plated, Direct Connect

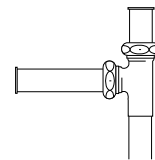
SIZE	STOCK NO	EACH
1/2"x16" 22 Ga. TPR Washer. DB2123A1		61.10
1/2"x16" 20 Ga. . . . .	DB123A1	142.83

Chrome Plated, Slip Joint



SIZE	STOCK NO	EACH
1/2"x16" 20 Ga. . . . .	DB114A1	128.69

## Space Saver Disposer Kit



Chrome Plated, C to E

SIZE	STOCK NO	EACH
1/2"x13" 17 Ga. Baffle Tee . . .	DB100171	88.93

## 3 Part End Outlet Continuous Sink Waste



Chrome Plated, C to C, Triple Bowl Slip Joints

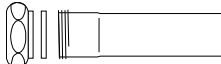
DESCRIPTION	STOCK NO	EACH
1/2"x24" 20 Ga. . . . .	DB109201	389.64

# Brass Tubular Waste Products <sup>(16)</sup>


oatey.com

## Extension Tubes

20 Ga. Chrome Plated, Slip Joint, TPR Washers



SIZE	LENGTH	STOCK NO	EACH
1/4"x1/4"	6"	DB790201	25.40
1/4"x1/4"	8"	DB790A201	30.69
1/4"x1/4"	12"	DB791A201	24.97
1/2"x1/2"	6"	DB792201	34.91
1/2"x1/2"	8"	DB792A201	33.59
1/2"x1/2"	12"	DB793A201	44.20




17 Ga. Chrome Plated, Solder type

SIZE	LENGTH	STOCK NO	EACH
1/2"x1/2"	12"	1247P	41.50

## Sink Tailpieces

Chrome Plated, Flanged



SIZE	LENGTH	STOCK NO	EACH
1/2"x1/2" 22 Ga.	4"	DB7991	7.04
1/2"x1/2" 20 Ga.	6"	DB800201	15.97
1/2"x1/2" 20 Ga.	8"	DB801201	20.13
1/2"x1/2" 20 Ga.	12"	DB803201	27.05
1/2"x1/2" 17 Ga.	6"	DB800171	26.11
1/2"x1/2" 17 Ga.	8"	DB801171	31.29
1/2"x1/2" 17 Ga.	12"	DB803171	26.94

## Reducing Sink Tailpiece

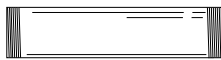
Chrome Plated, Flanged



SIZE	LENGTH	STOCK NO	EACH
1/4" x 1/2" 20 Ga.	8"	DB7961	26.08

## Threaded Tubes

Chrome Plated, Threaded Both Ends



SIZE	LENGTH	STOCK NO	EACH
1/4"x1/4" 20 Ga.	12"	DB8221	16.45
3/8"x1/8" 20 Ga.	12"	DB8241	38.37
1/2"x1/2" 20 Ga.	8"	DB825A1	39.88
1/2"x1/2" 20 Ga.	12"	DB8271	23.50
1/4"x1/4" 17 Ga.	8"	DB820C1	37.48
1/4"x1/4" 17 Ga.	12"	DB822A1	20.40
1/2"x1/2" 17 Ga.	12"	DB827A1	52.84

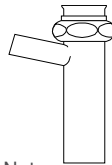
## Chrome Plated Brass Pipe/Tube



SIZE	LENGTH	STOCK NO	EACH
1/2" OD	6"	112X6CPBRTU	385.53

## Direct Connect Branch Tailpiece

Chrome Plated, 3/4" (7/8" OD) Branch for Hose and Clamp or Sweat, Brass Nut



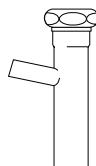
SIZE	LENGTH	STOCK NO	EACH
1/2"x1/2" 22 Ga.	6"	DB814A1	37.92

Chrome Plated, 1/2" Copper Sweat Branch for Hose and Clamp or Sweat, Brass Nut

SIZE	LENGTH	STOCK NO	EACH
1/2"x1/2" 22 Ga.	6"	DB812A1	23.63

## Slip Joint Branch Tailpiece

Chrome Plated, 3/4" (7/8" OD) Branch for Hose and Clamp or Sweat



SIZE	LENGTH	STOCK NO	EACH
1/2"x1/2" 22 Ga.	8"	DB814ET1	27.29

## Shallow Pattern Wrought Flanges

"Sure Grip" Chrome Plated



SIZE	STOCK NO	EACH
<b>Chrome Plated</b>		
5/8" OD for 1/2" Nom.	DB1099	.55
7/8" OD for 3/4" Nom.	DE1099A	.42
3/8" IPS	DB1100	.65
1/2" IPS	DB1101	.61
3/4" IPS	DB1101A	.69
1/4" OD	DB1102	.81
1/2" IPS	DB1106	.76
<b>Polished Brass 1099 (649P)</b>		
5/8" OD for 1/2" Nom.	DE1099PB	14.03
<b>White 920-2W</b>		
5/8" OD	9202W	.24

## Shallow Pattern Wrought Flange

Set Screw Chrome Plated



SIZE	STOCK NO	EACH
1/2" I.P.S.	DE1119A	4.77

## Deep Pattern Wrought Flanges

"Sure Grip" Chrome Plated



SIZE	STOCK NO	EACH
5/8" OD for 1/2" Nom.	DB1107C	1.96
1/2" I.P.S.	DB1110	2.03
1/4" O.D.	DB1114	2.21
1/2" O.D.	DB1115	2.21

## Deep Box Pattern Wrought Flanges

"Sure Grip" Chrome Plated



SIZE	STOCK NO	EACH
1/4" O.D.	DB1116	3.48
1/4" I.P.S.	DE1116A	5.80
1/2" O.D.	DB1117	3.83
1/2" I.P.S.	DB1117A	5.08

## Box Pattern Flanges

"Trim-Tite" White



SIZE	STOCK NO	EACH
1/4" O.D.	9225W	1.10
1/2" O.D.	9226W	1.10

**SaniGuard**  
mcguiremfg.com



## ProDrain

2 1/4" Chrome Cast Brass Grid Drain  
Less overflow - 1/4" O.D.

SIZE	STOCK NO	EACH
2 1/4"x8 5/16"	PRODRAINSAN	64.72

## P-Trap with Clean-Out

Chrome Plated



SIZE	STOCK NO	EACH
1/4"x1/4"	MC8872CBSAN	106.75
1/2"x1/2"	MC8912CBSAN	115.32

## Open Grid PO Plug

Lavatory • Chrome Plated • 17ga



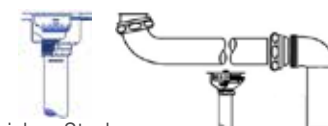
SIZE	STOCK NO	EACH
1/4"x6"	MC155ASAN	63.29

OFFSET Wheelchair Lavatory

SIZE	STOCK NO	EACH
1/4"	MC155WCSAN	96.07

## Kitchen Strainer

Kitchen • Stainless Steel



SIZE	STOCK NO	EACH
1/2"x4"	MC151ASAN	83.78

OFFSET Kitchen Strainer

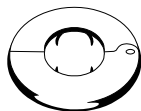
SIZE	STOCK NO	EACH
2 1/8"x4"	MC1151WCSAN	279.41

# Miscellaneous Tubular Brass <sup>(18)</sup>

oatey.com

## Hinged Floor and Ceiling Plates

Chrome Plated  
Heavy Grade with Springs



SIZE	STOCK NO	EACH
<b>For Iron Pipe</b>		
3/8" IPS	DB5350H	6.09
1/2" IPS	10212	2.87
3/4" IPS	10234	3.00
1" IPS	1021	3.12
1 1/4" IPS	102114	3.12
1 1/2" IPS	102112	3.25
2" IPS	1022	4.50
2 1/2" IPS	DB5357H	11.04
3" IPS	DB5358H	12.26
4" IPS	1024	9.99
5" IPS	1025	26.60
<b>For Copper</b>		
1/2" Nom, 5/8" OD	10512	3.37
3/4" Nom, 7/8" OD	10534	3.37
1" Nom, 1 1/8" OD	1051	5.00
1 1/4" Nom, 1 3/8" OD	105114	5.00

## Snap One™ Floor and Ceiling Plates

100% rust proof, Split for pre-piped jobs.



SIZE	COLOR	STOCK NO	EACH
<b>For Iron Pipe</b>			
1/2"	Chrome plated ABS	SC9272	1.51
3/4"	Chrome plated ABS	SC9273	1.66
1"	Chrome plated ABS	SC9274	1.77
1 1/2"	Chrome plated ABS	SC9276	2.49
2"	Chrome plated ABS	SC9277	2.77
1/2"	White ABS	SC9272W	1.03
3/4"	White ABS	SC9273W	1.04
1"	White ABS	SC9274W	1.21
1 1/2"	White ABS	SC9276W	1.44
2"	White ABS	SC9277W	1.43
3"	White ABS	SC9278W	2.69
<b>For Copper</b>			
1/2"	Chrome plated ABS	SC9262	1.51
3/4"	Chrome plated ABS	SC9263	1.55
1"	Chrome plated ABS	SC9264	1.68
1/2"	White ABS	SC9262W	.99
3/4"	White ABS	SC9263W	1.04
1"	White ABS	SC9264W	1.22

siouxchief.com

## Tee

Slip Joint All Ways  
Chrome Plated



SIZE	STOCK NO	EACH
1 1/2"	DB8481	45.41

## 90° Elbow

Slip Joint x Slip Joint  
Chrome Plated



SIZE	STOCK NO	EACH
1 1/4"	DB8482	24.81
1 1/2"	DB8483	29.45

## 45° Elbow

Slip Joint x Slip Joint  
Chrome Plated



SIZE	STOCK NO	EACH
1 1/4"	DB8477	27.03
1 1/2"	DB8478	31.94

## Ground Joint Waste Connection <sup>(18)</sup>



### Female

SIZE	STOCK NO	EACH
1 1/4"	DB1012	11.21
1 1/2"	DB1013	12.24
1 1/2" x 1 1/4"	DB1014	11.83

### Male

SIZE	STOCK NO	EACH
1 1/4"	DB1004	10.28
1 1/2"	DB1005	11.54
1 1/4" x 1 1/2"	DBR1006	9.23

## Compression Rings

SIZE	STOCK NO	EACH
1 1/4"	BC90	8.19
1 1/2"	BC96	6.03

## Slip Joint Nut With Washer

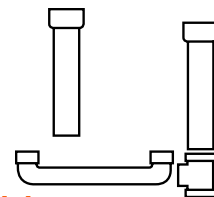
Chrome plated



SIZE	STOCK NO	EACH
1 1/4" IP x 1 1/4" OD to Slip	DB8007	5.24
1 1/2" IP x 1 1/4" OD to Slip	DB8008	5.36
1 1/2" IP x 1 1/2" OD to Slip	DB8006	5.02
2" IP x 2" OD to Slip	DB8011	7.78

## Insulation Kits

ipscorp.com



### Insulation Kit for Double Bowl Sink

Two basket strainer covers and center or end outlet waste covers (adjustable)  
**NOTE: Use with 102EZ or IPS82525 Kits (below)**

STOCK NO	EACH
107EZ	195.86

### Wheelchair Offset Strainer Cover

For institutional applications



STOCK NO	EACH
105EZ	21.67

### Basket Strainer and Offset Waste Cover

Adjustable to 18"



STOCK NO	EACH
106EZ	169.29

### P-Trap Insulator Kit

1 P-trap cover, 2 angle valves and supply covers



STOCK NO	EACH
102EZ	65.83


### Angle Valve and Supply Cover

STOCK NO	EACH
99EZ	47.48



### P-Trap Insulator Kit

Velcro, flexible fit for institutional applications



STOCK NO	EACH
IPS82525	80.96

### Pre-Cut Lav Shield

For American Standard Lucerne.



STOCK NO	EACH
2018ASL	362.26

### Basin Nut

SIZE	STOCK NO	EACH
1/2"	BN12	1.15



## Basket Strainers

### No. 17 Spin-N-Lock Basket Strainer

Fits: 3½" opening  
Buffed rim. All Stainless Steel



STOCK NO	EACH
DB17.....	22.91

### No. 9 Basket Strainer

Fits: 3½" opening  
ABS plastic body  
Stainless steel rim and basket



STOCK NO	EACH
DB9.....	6.17

### No. 10 Basket Strainer

4" sink drain  
Stainless steel strainer basket  
and brass slide post



STOCK NO	EACH
DB10.....	13.59

### No. 15 Deep Basket Strainer

Power Ball Lock  
Stainless steel body and basket.  
Locking cup. Neoprene stopper  
w/snap-in basket. 2¾". Fits  
deep cast iron sinks.



STOCK NO	EACH
DB15.....	20.28

### No. 14 Shallow Basket Strainer

Stainless steel body and basket.  
Locking cup. Neoprene stopper  
w/snap-in basket. 2¾". Fits deep  
cast iron sinks.



STOCK NO	EACH
DB14.....	12.87

### No. 16 Basket Strainer

Fits: 3½" opening  
Locking cup with stainless  
steel strainer with neoprene stopper.



STOCK NO	EACH
DB16.....	24.51

### No. 18 Basket Strainer

Stainless steel body and basket.  
Deep locking cup, neoprene  
stopper w/snap-in basket. 3¾"  
length with tailpiece.



STOCK NO	EACH
DB18.....	19.40

### (00) Opella LTD Design

Fits all standard sinks.



FINISH	STOCK NO	EACH
<b>Strainer Waste</b>		
White .....	90066WH	49.71
Biscuit .....	90066BI	49.71
<b>Disposer Waste Assembly</b>		
White .....	90088WH	62.01
Biscuit .....	90088BI	60.05

### No. 3785A Bar Strainer

Fits: 2" opening  
brass body and stainless steel  
crumb cup. Length - 2½".



STOCK NO	EACH
DB3785A.....	28.80

### LK99 Deluxe Drain

Fits: 3½" opening (4½" top diameter).  
Heavy gauge stainless steel body.  
Conical strainer plate has movable  
lift-up knob with neoprene stopper.  
With C.P. brass 1½" O.D. tailpiece.



STOCK NO	EACH
ELLK99.....	133.99

### LK35 Standard Duo Strainer

Fits: 3½" opening (4½" top diameter)  
One piece stainless steel  
conical strainer basket with  
neoprene stopper. C.P. Brass.  
1½" O.D. tailpiece.



STOCK NO	EACH
ELLK35.....	85.62

### LK18 Strainer & Tailpiece

Fits: 3½" opening (4½" top diameter)  
Removable basket is 3" deep  
with perforated grid strainer  
with N.P. Brass 1½" O.D. tailpiece.



STOCK NO	EACH
ELLK18.....	71.35

### LK36 Small Basket Strainer

Fits: 2" opening (2⅝" top diameter)  
Drain outlet for use with bar sinks.  
Stainless basket with C.P. Brass.  
1½" O.D. tailpiece.



STOCK NO	EACH
ELLK36.....	95.13

### LK8 Basket Strainer

Fits: 2" opening (3" top diameter)  
Drain outlet for use with bar sinks.  
Stainless perforated grid strainer  
with C.P. Brass 1½" O.D. tailpiece.



STOCK NO	EACH
ELLK8.....	79.29

## Misc. Strainers

### JB Products

Fits all standard sinks.



FINISH	STOCK NO	EACH
<b>Strainer Waste</b>		
Matte Black .....	JBX102M	79.02
<b>Disposer Waste Assembly</b>		
Matte Black .....	JBX120M	109.83

### JB Products

**Strainer Extension**

Fits up to 2¾" thick.

STOCK NO	EACH
JBG106000.....	5.56

### No. 774 Strainers

Fits: 2½" opening  
Duplex, brass body w/flat  
stainless steel strainer.



STOCK NO	EACH
DB774.....	17.45

### Flat Sink Strainer

Fits: 3½" opening (4½" top diameter)



STOCK NO	EACH
DB815B.....	31.56

### (02) No. 24CC Brass Waste Drain

Food Service Equipment Fitting  
with Locknut and Rubber Washer.



SIZE	STOCK NO	EACH
1" IPS x 3" Long.....	24CC	38.07

### Mountain Plumbing

3-1/2" Flange and Strainer  
features spring-loaded center post.



FINISH	STOCK NO	PRICE
Brushed Stainless Steel ...	MT300BRS	56.45
Oil Rubbed Bronze .....	MT300ORB	95.89

### (16) Wide Top Sink Strainer

With 4" Tail Piece.

FINISH	STOCK NO	PRICE
Chrome .....	MC152SAN	89.74



# Bath & Shower Accessories <sup>(18)</sup>

oatey.com

(21)

## Bath Faucet Couplings Sold in Pairs



SIZE	STOCK NO	EACH
1/2" I.P.	CS8641	28.76

## Shower Rough-In Test Plug



- Combination test plug and shower stub-out
- Hi-viz plastic for easy visibility
- Smooth threaded end for easy plastering
- Gasket provides seal to keep debris out
- Reusable and long lasting
- No tools required—hand tighten installation saves time and labor without thread tape!

STOCK NO	EACH
IPS83803	3.85

(18)

## Sloan Act-O-Matic Shower Head



With water ON, the disc moves downward into shower position, delivering a cone-within-cone spray for maximum efficiency. When the water is turned OFF, the disc moves upward into drain position, completely washing out all sand and other water born substances that clog ordinary shower heads.

DESCRIPTION	STOCK NO	EACH
2.5 GPM	SL4020100	158.44

(18)

## Fiberglass Shower Stall Elbow



- Combination Inlet 1/2" Female Sweat or 1/2" NPS Outlet 1/2" NPT
- Requires 1 1/8" Hole through fiberglass
- Designed to secure shower arm elbow to fiberglass shower stall
- Can also be used to secure tub spout nipple.
- Use with copper, iron pipe or comp. fittings.
- Eliminate shower arm and tub spout movement
- Lock nuts have wrench flats for easy installation

STOCK NO	EACH
SHTUEL	16.44

## Shower Arm

1/2" x 6" bent shower arm with wall flange




FINISH	STOCK NO	EACH
Chrome	.0618052	18.11

## Straight Curtain Rods

Aluminum, 1" OD

SIZE	STOCK NO	EACH
60" Without Flanges	DB43LF	9.48
72" With Flanges	PP8015PC	37.89



## Corner Curtain Rod

Chrome Plated Aluminum, 1" OD

With heavy flanges. 36" Ceiling support included.

SIZE	STOCK NO	EACH
60 x 26"	DE55	60.95

## 1" Shower Flanges, Pair



DESCRIPTION	STOCK NO	EACH
Cast	DE81	5.00

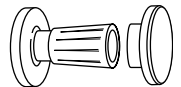
## Adjustable Shower Rod Holder



DESCRIPTION	STOCK NO	EACH
Cast	DE87	2.75

## Jiffy Adjustable Shower Rod Flange

Polished Chrome.



DESCRIPTION	STOCK NO	EACH
Per Pair	DB83	1.69

## No. 1056 Curtain Snap



STOCK NO	EACH
CS1056	.25



### Stainless Steel Towel Bar

- 5/8" Square Tubing
- Chrome Plated Die Cast Aluminum
- Complete with Concealable Screws

SIZE	STOCK NO	EACH
18"	18TOBA	13.96
24"	24TOBA	18.22
30"	30TOBA	18.29



### Toilet Paper Holder

- Chrome Plated Die Cast Aluminum
- With White Plastic Roller
- With Concealable Screws

STOCK NO	EACH
PAHOC	9.39

### Replacement Roller

3/8" Ends

FINISH	STOCK NO	EACH
Chrome Plated Plastic	CPRO	3.50



### Wall Plate

Clamp and Spring for Recessed Fixtures

STOCK NO	EACH
REWAPL	3.00



### Soap Holder

- Chrome Plated Die Cast Aluminum
- With Concealable Screws

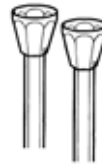
STOCK NO	EACH
SOHO	7.88



### Recess Soap and Grab Bar

With Plastic Soap Tray and Exposed Screws

STOCK NO	EACH
RESOGB	25.62



### "Fit-All" Lavatory Legs

With Flanges, For China or Enamel Iron Sinks

Sold per pair

SIZE	STOCK NO	PAIR
28"	LALE	61.43



(18)

### Dearborn® Straight Grab Bars

1 1/2" Diameter Tube, Stainless Steel,  
3" Flange to Conceal Screws, Satin Finish

SIZE	STOCK NO	EACH
18"	DBDB8918	44.71
24"	DBDB8924	47.27
32"	DBDB8932	54.84
36"	DBDB8936	58.29
42"	DBDB8942	62.75

# Closet Repairs

oatey.com

braxtonharris.com

(18)  
**No. 920127**  
Hoov-R-Line White 8<sup>1</sup>/<sub>16</sub>" overflow level  
STOCK NO EACH  
HO920127 ..... 10.13

(18)  
**No. PRO45**  
Fluidmaster adjustable  
Anti-siphon, 9-14"  
**LESS Brass Shank**  
STOCK NO EACH  
FLPRO45 ..... 17.62

(18)  
**No. PRO45H**  
Fluidmaster adjustable  
Anti-siphon, 9-14"  
High-performance for high-pressure  
homes and properties  
**LESS Brass Shank**  
STOCK NO EACH  
FLPRO45H ..... 22.43

(18)  
**No. PRO45B**  
Fluidmaster adjustable  
Anti-siphon, 9-14"  
**With Brass Shank**  
STOCK NO EACH  
FLPRO45B ..... 27.88

(16)  
**BCT016-H**  
Brasscraft Adjustable Fill Valve  
STOCK NO EACH  
BCT016H ..... 18.88

(18)  
**12<sup>1</sup>/<sub>2</sub>" Ballcock**  
Mansfield Brass Anti-siphon  
STOCK NO EACH  
07BACO ..... 48.01

(18)  
**No. 210**  
Mansfield Watersaver "Universal"  
Flush Valve  
STOCK NO EACH  
210FLVA ..... 19.01



(18)  
**Aqua Mizer**  
Toilet Tank Flush Valve System.  
STOCK NO EACH  
1001 ..... 63.05



(18)  
**No. 4223**  
**Single Action Tank Lever**  
STOCK NO EACH  
DE4223 ..... 5.39



(21)  
**No. 35 Upper Lift Wire**  
9" upper lift wire for flush valve.  
STOCK NO EACH  
9UPLIWI ..... 11.35



(21)  
**No. 30 Lower Lift Wire**  
Lower lift wire for flush valve.  
STOCK NO EACH  
SIZE STOCK NO EACH  
4<sup>1</sup>/<sub>2</sub>" ..... 5L0LIWI 4.20  
5<sup>1</sup>/<sub>2</sub>" ..... 512L0LIWI 5.13



(21)  
**No. 3060-BP**  
**KORKY Flapper**  
Premium universal 3" flapper  
adjustable and universal to fit most brands  
STOCK NO EACH  
3060BP ..... 25.64



(21)  
**No. 2001-BP**  
**KORKY Flapper**  
Premium universal 2" flapper  
for toilets before 1994.  
STOCK NO EACH  
2001BP ..... 7.34



(21)  
**No. 100-BP**  
Premium universal 2" flapper  
designed for 1.28, 1.6, 3.5  
and 5 gallons per flush (gpf).  
STOCK NO EACH  
100BP ..... 11.52



(18)  
**PRO56 Universal Adjustable Flapper**  
Built-in Microban® fights flapper  
breakdown due to bacteria.  
Best for 1.28 - 3.5 GPF toilets.  
STOCK NO EACH  
FLPRO56 ..... 8.09



(18)  
**No. 264V**  
**Sealmaster Flapper**  
STOCK NO EACH  
B264 ..... 4.97



(18)  
**930045T**  
**Three-Way Vinyl Flapper**  
Fits plastic, brass, old Crane®57" flush valve.  
STOCK NO EACH  
CR930045T ..... 3.62



(18)  
**Triple Seal Tank Balls**  
STOCK NO EACH  
B251 ..... 7.61



(21)  
**Tilt Valve Seat Disc**  
For American Standard No.4, 5 and 6  
old style tilt flush valves. Screw on type.  
Replaces American Standard part # 7338307.  
STOCK NO EACH  
B1700 ..... 2.70



For American Standard No.5  
new style flush valve. Snap on type.  
Replaces American Standard part # 3364307.  
STOCK NO EACH  
B1701 ..... 2.52

(21)  
**PRO35 Fill Valve Cap**  
Replacement cap for PRO 45(B) fill valves with  
plastic adjustment screws, 1-year warranty  
STOCK NO EACH  
FLPRO35 ..... 6.27



(21)  
**PRO22 Fill Valve Seal**  
Replacement seal for all Fluidmaster fill valves,  
including PRO45 and 400A. 1-year Warranty  
STOCK NO EACH  
FLPRO22 ..... 2.71



(40)  
**Ekern**  
**Last Drop Suction Gun.** Removes water from  
toilet tanks for repair or replacement.  
STOCK NO EACH  
LADRSUGU ..... 55.69



(18)  
**Float**  
Plastic float tank ball

SIZE	STOCK NO	EACH
3 1/2 x 4"	F305AC	2.03



(21)  
**No. 40 Brass Float Rod**

SIZE	STOCK NO	EACH
10"	10FLRO	12.74



(18)  
**Brass Closet Spuds**  
With Gasket

SIZE	STOCK NO	EACH
1 1/4"	DB4029	12.09
1 1/2"	DB4028	12.08
2"	DB4025	17.99
2 x 1 1/2"	DB4026	16.50



(21)  
**Closet Spud Friction Ring**

SIZE	STOCK NO	EACH
1 1/4"	114FR	1.39
1 1/2"	112FR	1.03
2"	2FR	1.88



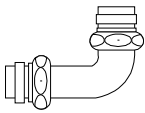
(21)  
**No. 24 Urinal Top Spud**  
Brass top urinal spud with brass nut, rubber seal and friction washer.

SIZE	STOCK NO	EACH
1" x 3/4"	1X34URTOSP	11.34
1 1/4" x 3/4"	114X34URTOSP	14.41



(16)  
**Closet Elbow**  
With nuts and washers

SIZE	STOCK NO	EACH
2x5x7"	777NPC	60.92



(18)  
**No. 4700 Wax Urinal Gasket**  
2" outlet with urethane.

STOCK NO	EACH
WAURGA	3.67



(21)  
**Sioux Chief Plumb Perfect Plastic Closet Bolts**  
Two open nuts and two 2 1/2" bolts per bag.

STOCK NO	EACH
SC425PB	1.34



(18)  
**Hercules "Johni" Bolt**

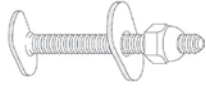
SIZE	STOCK NO	EACH
1/4"	14JOB0	4.87
5/16"	516JOB0	6.66



(21)  
**No. 45 Brass Closet Bolt Combination**  
Oval Washer, Nut and Bolt

SIZE	STOCK NO	EACH
1/4 x 2 1/4"	14X214CLBO	1.92
1/4 x 3 1/2"	14X312CLBO	2.21
5/16 x 2 1/4"	516X214CLBO	2.49
5/16 x 3 1/2"	516X312CLBO	2.97

DESCRIPTION	STOCK NO	EACH
1/4" Nut	14CLBONU	.28
5/16" Nut	516CLBONU	.30
Round Washer	ROCLWA	.45
Oval Washer	OVCLWA	.20



(18)  
**SetFast Self Adjusting Closet Bolts**  
Solid Brass, 9/16" Nut & No-Tip Lock Washer. **No Cutting - Bolt Stud Turns With Hex Nut.**

STOCK NO	EACH
42443	7.70



(21)  
**No. 15 Closet Screw Combination**  
Brass Plated Iron Screw Washer, Nut and Screw

SIZE	STOCK NO	EACH
1/4 x 2 1/2"	14X212CLSC	3.22
5/16 x 2 1/2"	516X212CLSC	2.45
5/16 x 3 1/2" (Screw Only)	516X312CLSC	2.34



(18)  
**No. 12167 Black Swan**  
Toilet bolts with 4 nuts & washers.

SIZE	STOCK NO	EACH
1/4 x 2 1/4"	4NTOBO	3.65

(18)  
**Black Swan**  
Wax rings with urethane.

DESCRIPTION	STOCK NO	EACH
Gasket	.SW04003	4.33
Flange & Gasket	.SW04008	5.39

(18)  
**Closet Bolt Caps**  
Cap with round washer, White, Polypropylene

STOCK NO	EACH
SC49011240	1.77



(18)  
**Bowl Wax Ring**

STOCK NO	EACH
G235	1.98



(18)  
**Jumbo Wax Ring**

STOCK NO	EACH
G236	2.95



(18)  
**Kant Leak Bowl Ring**  
Wax ring w/rubber flange.

STOCK NO	EACH
G237	2.54



(21)  
**Sioux Chief Tank to Bowl Kit**  
1 1/8" high American Standard recessed gasket with deluxe brass tank to bowl bolts.

STOCK NO	EACH
SC49010560	11.02



(18)  
**Wedge-it™**  
Multi-purpose stability wedge. Can be stacked solidly in same or opposite direction to fill any gap.

DESCRIPTION	STOCK NO	EACH
Stiff Polypropylene 1 5/16" x 1/4"	SC46010	.32
Soft Polypropylene 1 5/16" x 1/4"	SC46020	.48



(21)  
**C-12**  
5 1/2" red rubber force cup with 20" handle

STOCK NO	EACH
C12FOCU	5.76



(21)  
**C-17**  
Large volume heavy duty black rubber plumbers force cup. With clamp for extra strength. 6" diameter, 6" high with 20" handle.

STOCK NO	EACH
C17FOCU	12.06



(21)  
**C-17A**  
Ball type extra heavy duty force cup. Black rubber reinforced rib construction with clamp for extra strength. 6" diameter, 6" high with 20" handle.

STOCK NO	EACH
C17AFOCU	19.44



(21)  
**Heavy Duty Hydro-Thrust**  
X-Large Volume Folding Skirt with 19" yellow painted wood handles

STOCK NO	EACH
C25FOCU	16.20



**For Neoprene Gaskets used for back outlet toilets see pages 1315 & 1317**



# Lav and Kitchen Sink Accessories

oatey.com

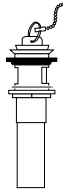
(18)  
**Model PU200**  
Chrome lavatory pop-up assembly, 17 gauge brass.

STOCK NO	EACH
PU200	19.98



(16)  
**1 1/4" Plug**  
Chrome Plated with chain and Stopper.  
**WITH OVERFLOW**

SIZE	STOCK NO	EACH
5"	DB7631	40.51
6"	DB764A1	33.08
8"	DE764A	27.99



(16)  
**1 1/4" Plug**  
Chrome Plated with chain and Stopper.  
**LESS OVERFLOW**

SIZE	STOCK NO	EACH
5"	DB763K1	25.78



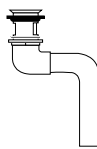
(16)  
**Cast Grid Plug**  
with 17 ga tailpiece.  
**WITH OVERFLOW**

SIZE	STOCK NO	EACH
1 1/4" x 6"	DB7601	23.70



(16)  
**1 1/4" Cast Grid Plug**  
Wheelchair model.  
**WITH OVERFLOW**

SIZE	STOCK NO	EACH
6"	DB760W1	51.53



(18)  
**Universal basin Hanger**

STOCK NO	EACH
PP22681	1.00



(18)  
**Deep Basin Rosette**  
Zinc Plated Steel

STOCK NO	EACH
CS8125	.67



**Thread Brass Basin Nut**

SIZE	STOCK NO	EACH
1/2"	BN12916B	1.99



(18)  
**Replacement Basket Only**

STOCK NO	EACH
REBA	7.63



(18)  
**Waterbury Low Flow Aerators**  
Each aerator has a removable flow restricting brass disc.



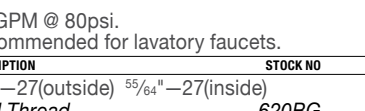
2.5 GPM @ 80psi  
Recommended for kitchen faucets.

DESCRIPTION	STOCK NO	EACH
Male 1 5/16" - 27	900BG	2.03
Female 5 5/64" - 27	910BG	2.03



1.5 GPM @ 80psi.  
Recommended for lavatory faucets.

DESCRIPTION	STOCK NO	EACH
1 5/16" - 27(outside) 5 5/64" - 27(inside)		
Dual Thread	620BG	2.13
Small Male 1 3/16" - 27	670BG	2.43
Small Female 3/4" - 27	680BG	2.43



(18)  
**6-Pack Tube Full Flow Dual Thread Aerator**  
2.2 GPM max. @ 60 psi.  
Slotted, Spring-Flo®. Priced per each  
**Sold in multiples of six only.**

DESCRIPTION	STOCK NO	EACH
1 5/16" - 27 and 5 5/64" - 27		
Dual Thread	38D	30.48



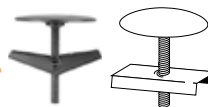
(18)  
**2" Faucet Hole Cover**

FINISH	STOCK NO	EACH
Flat Black	4T20020	11.15
Satin Nickel	4T20031	21.38
Oil Rubbed Bronze	4T20034	21.38



(18)  
**Faucet Hole Cover**  
Chrome Plated Steel

DESCRIPTION	STOCK NO	EACH
No. 1228		
1 1/4" with one piece head	935PC	6.64
Sioux Chief • 961-6		
1 3/4" with toggle nut	SC9616	2.45
No. 1226		
2" with two piece head	937PC	11.16



(18)  
**Head and Hose**

DESCRIPTION	STOCK NO	EACH
MR422-4	CS4224	18.78



(18)  
**Head Only**

DESCRIPTION	STOCK NO	EACH
MR422	CSMR422	6.18



(18)  
**Dishwasher Hose**



DESCRIPTION	STOCK NO	EACH
5/8" I.D. x 50'	58X50DWHO	119.11
7/8" I.D. x 50'	78X50DWHO	200.51

DESCRIPTION	STOCK NO	PER FOOT
5/8" I.D. x (Cut To Measure)	FTDWHO	2.38
7/8" I.D. x (Cut To Measure)	FTDWHO78	4.01

(18)  
**Disposal/Dishwasher Connector**  
Includes rubber sleeve and 2 micro-gear clamps.

STOCK NO	EACH
DIDICO	4.67



(18)  
**Air Gap**  
Prevents backflow of dishwasher into the water system. White plastic body.

DESCRIPTION	STOCK NO	EACH
Polished Chrome	DIWAAIGA	7.22
Chrome	DB8000E	4.36



(18)  
**TurboVent**  
Self-Cleaning Air Admittance Valve. Certified by ASSE to 1050 and 1051.

SIZE	STOCK NO	EACH
1 1/2" PVC	SC25011P	28.21



(16)de  
**Air Gap**  
To prevent backflow of dishwasher into water systems. Molded polypropylene.

DESCRIPTION	STOCK NO	EACH
Chrome	DE72020	34.21
Arctic Stainless	DE72020AR	42.45
Venetian Bronze	DE72020RB	43.63
Brilliance Stainless	DE72020SS	43.63
Black Matte	DE72020BL	55.41



(21)  
**Studor PVC Vents**  
Wisconsin code approved Air Admittance Valve.

DESCRIPTION	STOCK NO	EACH
Mini	ST20341	72.01
Redi	ST20299	35.90
Maxi	ST20342	125.00



Drain, Branch or Stack Size	Vent Size	Max. DFUs on Branch	Max. DFUs on Stack	Studor AAV
1 1/2"	1 1/4" - 1 1/2"	3	8	Mini
2"	1 1/4" - 2"	6	24	Mini/Maxi
3"	1 1/2" - 3"	20	72	Mini/Maxi
4"	2" - 4"	160	500	Mini/Maxi

(18)  
**Pro-Vent Automatic Plumbing Vent**

STOCK NO	EACH
PROVENT	4.17





# Miscellaneous Rubber Goods <sup>(21)</sup>

rubbersales.com

## Closets & Urinals



### Tank to Bowl Gasket

STOCK NO ..... EACH

- Kohler type**  
*KIW209* ..... 3.60  
**Sponge Rubber** for urinal & water closet flush valves  
*KIW208* ..... 2.47  
**Bolt Gasket**  
*KIW248* ..... 27



### Closet Tank to Bowl Bolt Set

STOCK NO ..... EACH

- KIB18* ..... 8.09



### Sponge Rubber Closet Bowl Cushions

Wide flange with bolt holes.  
 6<sup>3</sup>/<sub>4</sub>" O.D. x 3<sup>1</sup>/<sub>2</sub>" I.D.



THICKNESS	STOCK NO	EACH
9/16"	<i>KIG15W</i>	6.74
1"	<i>KIG17W</i>	8.54

### Sponge Rubber Closet Bowl Cushions

**Ring Type**  
 5<sup>5</sup>/<sub>8</sub>" O.D. x 3<sup>1</sup>/<sub>2</sub>" I.D.



THICKNESS	STOCK NO	EACH
9/16"	<i>KIG15</i>	4.95
3/4"	<i>KIG16</i>	8.09
1"	<i>KIG17</i>	7.19

### Wall Hung Urinal

*N/A* ..... *KIG18* 7.64

NOTE: *KIG18* is NOT for use with American Standard, Gerber or Sloan

### Flanged Spud Washers

Black



SIZE	STOCK NO	EACH
1"	<i>KIW316</i>	2.25
1 <sup>1</sup> / <sub>4</sub> "	<i>KIW320</i>	1.57
1 <sup>1</sup> / <sub>2</sub> "	<i>KIW321</i>	1.57
2"	<i>KIW322</i>	2.25

## Lavs, Sinks, & Bath

### Bath & Basin Stoppers

Heavy C.P. Post and Key Ring



SIZE	STOCK NO	EACH
1 <sup>1</sup> / <sub>4</sub> "	<i>KIS82</i>	1.12

### Square Cut Slip-Joint Washers



DESCRIPTION	STOCK NO	EACH
1 <sup>1</sup> / <sub>4</sub> " Std/Med	<i>KIW304</i>	.36
1 <sup>1</sup> / <sub>2</sub> " Std	<i>KIW305</i>	.36
1 <sup>1</sup> / <sub>2</sub> " Med	<i>KIW305A</i>	.45
2" Std	<i>KIW306</i>	.54
1 <sup>1</sup> / <sub>4</sub> X 1 <sup>1</sup> / <sub>2</sub> "	<i>KIW309</i>	.40

### W-251A Sink Connection Washer

Cloth Inserted



STOCK NO	EACH
<i>KIW251A</i>	.54

### Neoprene Union Washers

Red Rubber, 3/32" Thick



NO	SIZE	STOCK NO	EACH
<i>W-475 (Oversize)</i>	3/4"	<i>KIW475</i>	.67
<i>W-476</i>	1"	<i>KIW476</i>	.67
<i>W-478</i>	1 <sup>1</sup> / <sub>2</sub> "	<i>KIW478</i>	.90

### Waste & Overflow Washer

Molded Black Rubber.  
 3<sup>7</sup>/<sub>32</sub>" O.D. x 2<sup>5</sup>/<sub>16</sub>" I.D. x 3/16" to 5/64" thick



NO	STOCK NO	EACH
<i>W-501</i>	<i>KIW501</i>	3.06

### W-53 Crane "Dial-Ese" Type Washers



STOCK NO	EACH
<i>KIW53</i>	.36

### R60 Faucet "O" Ring Kit

180 "O" Rings in 15 assorted sizes



STOCK NO	EACH
<i>KIR60</i>	21.06



KIW276



KIW285

### Beveled Slip-Joint Washers

Dimensions

NUMBER	DIAMETER	HOLE	HEIGHT
<i>KIW276</i>	23/32"	3/8"	3/8"
<i>KIW285</i>	13/16"	5/16"	5/16"

Purpose

- KIW276* 1/2" nut, 3/8" tube  
*KIW285* Ballcock supply for 3/8" O.D. tubing

STOCK NO	EACH
<i>KIW276</i>	.27
<i>KIW285</i>	.40

# Watts Backflow Preventers <sup>(18)</sup>

watts.com

## VB-222 Backflow Preventer

Female Hose x Male Hose • 3/4"  
Self-Draining, breakaway set screw



FINISH	STOCK NO	EACH
Plain Brass	VB222	19.22

## Series 8 Atmospheric Type Backflow Preventers

Prevents flow of contaminated water back into potable water supply. Male/female hose threads. For service sinks, pools, wash racks, etc.

### No 8

3/4", removable



FINISH	STOCK NO	EACH
Plain Brass	WA348	97.71

### No 8A

3/4", non-removable



FINISH	STOCK NO	EACH
Plain Brass	WA348A	128.49

### No 8AC

3/4", non-removable

FINISH	STOCK NO	EACH
Chrome	WA348AC	158.87

## Series N9-CD Backflow Preventers

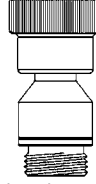
### Hose Connection, Field Testable

"Non-removable" design. No need for break-away set screw. In-line field testable. To prevent high hazard backsiphonage backflow and low-head back pressure (10 ft or less).

Max. pressure: 125 lbs. Max. Temp: 180°F.

Use where indicated by code.

Brass with stainless steel chocks.



SIZE	STOCK NO	EACH
3/4" Hose Thread	WA34N9CD	280.11

## No. 9D Backflow Preventer

### with Intermediate Atmospheric Vent

Brass body with stainless steel working parts, integral strainer and durable rubber discs.



PIPE SIZE	STOCK NO	EACH
-----------	----------	------

### IPS

(Female Union Inlet and Outlet Connections)

1/2" . . . . . WA129D 168.87

3/4" . . . . . WA349D 168.80

### Sweat

(Union Sweat End Connections)

1/2" . . . . . WA129DS 168.87

## Series 288A Anti-siphon Vacuum Breakers

### For Hot or Cold Water

For high hazard cross connections not subject to continuous pressure - 6" above flood rim. Series 288A vacuum breakers are designed to prevent back-siphonage of contaminated water into a potable water supply. Maximum temperature 180°F at 125 lbs. working pressure.



PIPE SIZE	STOCK NO	EACH
<b>Plain Brass</b>		
1/2"	WA12288A	163.76
3/4"	WA34288A	192.17
1"	WA1288A	278.90

## Series LF800M4FR Anti-Siphon Pressure Vacuum Breaker

With repeatable built-in relief valve for freeze protection. Allows internal pressure to be relieved as the backflow preventer freezes. Test cocks are positioned at the lowest point to allow ease in draining the body during winterization. 140° Max.



PIPE SIZE	STOCK NO	EACH
3/4"	WA34800VB	612.28
1"	1800VB	483.19
1 1/4"	WA114800VB	1546.64
1 1/2"	WA112800VB	1693.76
2"	WA2800VB	1749.56

(21)

## Bonnet Assembly Kit

For the 1" 800M4, or the 1/2-1" 800M2

FOR	STOCK NO	EACH
800M4B	WA800M4BRK	87.18

# Apollo

apollovalves.com

## 38-300 Series

Hose Connection Vacuum Breaker,  
3/4" - Dual Check, Lead Free



FINISH	STOCK NO	EACH
Plain Brass	AP38LF30402	102.33

# Watts Backflow Preventers <sup>(18)</sup>

watts.com



## Series 919-QT RPZ Dual Check Backflow Preventers

PIPE SIZE	STOCK NO	EACH
1/2"	WA12919QT	642.38
3/4"	WA34919QT	844.30
1"	WA1919QT	903.18
1 1/4"	WA114919QT	1485.82
1 1/2"	WA112919QT	1599.48
2"	WA2919QT	1823.54

## 919 Series Air Gap

SIZE	STOCK NO	EACH
1/2" - 1"	WA919AGC	144.03
1 1/4" - 2"	WA919AGF	171.15

## Ball Valve Test Cock

For use with backflow preventers, isolation valve for gauges, isolation valves for small equipment lines.

- Full port ball valve design
- Screwdriver slot to open and close

VALVE SIZE	STOCK NO	EACH
1/8" M x 1/4" F	WAT1	84.48
1/4" M x 1/4" F	WAT2	102.99



## Series 909EL Vent Elbow

Used with Series 909-AG air gap for connections to 3/4" through 1" backflow preventers on vertical installations.

STOCK NO	EACH
WA909ELC	134.22



Below are NOT RPZ Models  
They are Double Check Valves

## Series 7 Dual Check Backflow Preventers

PIPE SIZE	STOCK NO	EACH
3/4"	WA347U22	118.69
1"	WA17U22	124.23



## TK-9A RPZ Analog Test Kit

STOCK NO	EACH
WATK9A	1080.00



# Watts Backflow Preventer Repair Kits <sup>(21)</sup>

watts.com



## 909 Series Repair Kits

### 909 SERIES • 5 Year Rebuild Kits

Size	Mod. #	Stock #	Size	Mod. #	Stock #
3/4" - 1"	None	341RK909RT	3/4" - 1"	None	341RK909CK2
1 1/4" - 2"	None	1142RK909M1RT	1 1/4" - 2"	None	1142RK909M1CK2
1 1/4" - 2"	M1	1142RK909M1RT	1 1/4" - 2"	M1	1142RK909M1CK2
2 1/2" - 3"	None	2123RK909RT	2 1/2" - 3"	None	2123RK909CK2
4"	None	4RK909RT	4"	None	4RK909CK2

Size	Mod. #	Stock #	Size	Mod. #	Stock #
3/4" - 1"	None	341RK909CK1	3/4" - 1"	None	341RK909VT
1 1/4" - 2"	None	1142RK909M1CK1	1 1/4" - 2"	None	1142RK909M1VT
1 1/4" - 2"	M1	1142RK909M1CK1	1 1/4" - 2"	M1	1142RK909M1VT
2 1/2" - 3"	None	2123RK909CK1	2 1/2" - 3"	None	2123RK909VT
4"	None	4RK909CK1	4 - 6"	None	46RK909VT

REPAIR KIT #	SIZE	STOCK NO	PRICE
<b>Model 909</b>			
RK909VT	3/4" - 1" . . . . .	341RK909VT	459.89
	1 1/4" - 2" . . . . .	Use M1 Series Below	
	2 1/2" - 3" . . . . .	2123RK909VT	905.96
	4 - 6" . . . . .	46RK909VT	1927.72
RK909CK1	3/4" - 1" . . . . .	341RK909CK1	288.17
	1 1/4" - 2" . . . . .	Use M1 Series Below	
	2 1/2" - 3" . . . . .	2123RK909CK1	1163.21
	4" . . . . .	4RK909CK1	1877.72
RK909CK2	3/4" - 1" . . . . .	341RK909CK2	269.08
	1 1/4" - 2" . . . . .	Use M1 Series Below	
	2 1/2" - 3" . . . . .	2123RK909CK2	1117.15
	4" . . . . .	4RK909CK2	1779.03
RK909RT	3/4" - 1" . . . . .	341RK909RT	189.49
	1 1/4" - 2" . . . . .	Use M1 Series Below	
	2 1/2" - 3" . . . . .	2123RK909RT	830.95
	4" . . . . .	4RK909RT	1094.80
RK909M1RT	1 1/4" - 2" . . . . .	1142RK909M1RT	292.11
RK909M1CK1	1 1/4" - 2" . . . . .	1142RK909M1CK1	557.25
RK909M1CK2	1 1/4" - 2" . . . . .	1142RK909M1CK2	522.40
RK909M1VT	1 1/4" - 2" . . . . .	1142RK909M1VT	850.04

REPAIR KIT #	SIZE	STOCK NO	PRICE
<b>Model 800</b>			
RK800MFRV	1" . . . . .	1RK800MFRV	90.48

## Model 188A/288A

### RK188A288AT

SIZE	STOCK NO	EACH
1/4" - 3/8" . . . . .	1438RK188A288AT	40.12
1/2" . . . . .	12RK188A288AT	62.83
3/4" - 1" . . . . .	341RK188A288AT	62.83
1 1/4" . . . . .	114RK188A288AT	89.15



REPAIR KIT #	SIZE	STOCK NO	PRICE
<b>Model 009</b>			
RK009VT	1/2" . . . . .	12RK009VT	222.37
	3/4" - 1" . . . . .	341RK009VT	395.42
	1 1/4" - 2" . . . . .	1142RK009VT	757.27
RK009CK1	1/2" . . . . .	12RK009CK1	95.72
	3/4" - 1" . . . . .	341RK009CK1	150.66
	1 1/4" - 2" . . . . .	1142RK009CK1	305.94
	2 1/2" - 3" . . . . .	2123RK009CK1	1246.10
RK009CK2	1/2" . . . . .	12RK009CK2	93.10
	3/4" - 1" . . . . .	341RK009CK2	137.51
	1 1/4" - 2" . . . . .	1142RK009CK2	272.38
	2 1/2" - 3" . . . . .	2123RK009CK2	1208.60
RK009RT	1/2" . . . . .	12RK009RT	151.34
	3/4" - 1" . . . . .	341RK009RT	167.78
	1 1/4" - 2" . . . . .	1142RK009RT	348.03
	2 1/2" - 3" . . . . .	2123RK009RT	471.07
<b>Model 009M1</b>			
RK009M1VT	1 1/4" - 2" . . . . .	1142RK009M1VT	729.65
RK009M1CK1	1 1/4" - 2" . . . . .	1142RK009M1CK1	300.67
RK009M1CK2	1 1/4" - 2" . . . . .	1142RK009M1CK2	267.79
RK009M1RT	1 1/4" - 2" . . . . .	1142RK009M1RT	269.08
<b>Model 009M2</b>			
RK009M2VT	3/4" . . . . .	34RK009M2VT	279.61
	1" . . . . .	1RK009M2VT	380.27
	1 1/4" - 1 1/2" . . . . .	114112RK009M2VT	515.16
	2" . . . . .	2RK009M2VT	714.50
RK009M2CK1	3/4" . . . . .	34RK009M2CK1	80.27
	1" . . . . .	1RK009M2CK1	144.75
	1 1/4" - 1 1/2" . . . . .	114112RK009M2CK1	275.67
	2" . . . . .	2RK009M2CK1	294.08
RK009M2CK2	3/4" . . . . .	34RK009M2CK2	66.12
	1" . . . . .	1RK009M2CK2	132.25
	1 1/4" - 1 1/2" . . . . .	114112RK009M2CK2	257.90
	2" . . . . .	2RK009M2CK2	261.85
RK009M2RT	3/4" . . . . .	34RK009M2RT	161.19
	1" . . . . .	1RK009M2RT	161.19
	1 1/4" - 1 1/2" . . . . .	114112RK009M2RT	250.02
	2" . . . . .	2RK009M2RT	253.29
<b>Model 009M3</b>			
RK009M3VT	3/4" . . . . .	34RK009M3VT	279.61
RK009M3CK1	3/4" . . . . .	34RK009M3CK1	80.27
RK009M3CK2	3/4" . . . . .	34RK009M3CK2	66.12
RK009M3RT	3/4" . . . . .	34RK009M3RT	167.78
<b>Model 919</b>			
RK919RT	1/2" . . . . .	12RK919RT	151.34
	3/4" . . . . .	34RK919RT	161.19
	1" . . . . .	1RK919RT	167.78
	1 1/4" - 1 1/2" . . . . .	114112RK919RT	203.31
	2" . . . . .	2RK919RT	212.52
RK919CK1	1/2" . . . . .	12RK919CK1	95.72
	3/4" . . . . .	34RK919CK1	150.66
	1" . . . . .	1RK919CK1	150.66
	1 1/4" - 1 1/2" . . . . .	114112RK919CK1	275.67
	2" . . . . .	2RK919CK1	294.08
RK919CK2	1/2" . . . . .	12RK919CK2	93.10
	3/4" . . . . .	34RK919CK2	137.51
	1" . . . . .	1RK919CK2	137.51
	1 1/4" - 1 1/2" . . . . .	114112RK919CK2	257.90
	2" . . . . .	2RK919CK2	261.85
RK919VT	1/2" . . . . .	12RK919VT	222.37
	3/4" - 1" . . . . .	341RK919VT	395.42
	1 1/4" - 2" . . . . .	1142RK919VT	515.16

# Apollo Backflow Preventer <sup>(18)</sup>

apollovalves.com

(18)

## 4A Series Backflow Preventers

PIPE SIZE	STOCK NO	EACH
1/2"	124A203	626.99
3/4"	344A204	654.86
1"	14A205	671.58
1 1/4"	1144A206	1267.93
1 1/2"	1124A207	1323.66
2"	24A208	1518.72



## 4A Series Reduced Pressure Backflow Preventer

Stainless Steel Body

SIZE	STOCK NO	EACH
2 1/2"	4A20902	4502.26
3"	4A20002	4743.45
4"	4A20A02	5788.61



## 4A Series Air Gap

SIZE	STOCK NO	EACH
1/2" - 1"	AGD4A1	101.29
1 1/4" - 1 1/2"	AGD4A112	124.05
2"	AGD4A2	152.60
2 1/2" - 6"	AGD4A6	176.12



## Double Check Backflow Preventers

Stainless Steel Body with grooved monitored butterfly valves

SIZE	STOCK NO	EACH
4"	44ALF10A09	5225.84
6"	64ALF10C09	7557.36
8"	84ALF10E09	14873.52

## Vacuum Breaker

Model PVBLF4A - Lead Free

With union-end ball valves.  
Maximum Operating Pressure 150 psi  
Design Pressure 300 psi  
Temperature Range 33°F - 180°F

PIPE SIZE	STOCK NO	EACH
1"	AP14A50502	379.84



## Vacuum Breaker

Model PVB4A - Leaded

With ball valve shut-offs.  
Maximum Operating Pressure 150 psi  
Temperature Range 33°F - 140°F

PIPE SIZE	STOCK NO	EACH
1"	AP1PVB4A505A2F	220.39



## Double Check Valves

Model DCLF4A - A Series (Bronze)

Lead Free with ball valve shut-offs.  
Maximum Operating Pressure 175 psi  
Temperature Range 33°F - 180°F

PIPE SIZE	STOCK NO	EACH
1/2"	124ALF103A2F	319.23
3/4"	344ALF104A2F	362.26
1"	14ALF105A2F	431.93
1 1/4"	1144ALF106A2F	766.33
1 1/2"	1124ALF107A2F	903.43
2"	24ALF108A2F	1142.53



## Apollo Backflow Preventer

PIPE SIZE	STOCK NO	EACH
-----------	----------	------

<b>IPS</b>		
1/2"	AP404A33AM	100.78
3/4"	AP404A44AM	100.78
<b>Sweat</b>		
1/2"	AP404H33HM	81.23



(12)

## Apollo Model-CBBP Carbonated Beverage

Backflow Preventer Dual Check with Atmospheric Port

SIZE	STOCK NO	EACH
1/4" Flare x Flare	144C10101	172.48
3/8" Flare x Flare	384C10201	172.48



## Apollo 4C-100A Series Carbonated Beverage

Backflow Preventer Dual Check with Atmospheric Port

SIZE	STOCK NO	EACH
3/8" Male NPT	384C10202	172.48





# Backflow Preventer Repair Kits <sup>(21)</sup>

www.zurn.com

www.apollovalves.com

## 975 Series RPZ Repair Kit

Complete with rubber & springs.

SIZE	STOCK NO	EACH
1/4"-1/2"	1412RK975XL	129.60
3/4"-1"	341RK975XL	147.15
1 1/4"-1 1/2"-2"	1142RK975XL	297.00



## 720 Series Vacuum Breaker Repair Kit

Complete with rubber & springs.

SIZE	STOCK NO	EACH
1/2"-1"	121RK720A	179.55



## 720A Series Pressure Vacuum Breaker Assembly

Used in high hazard applications for protection and primarily suited for non-potable residential and commercial irrigation systems. A PVB valve with all bronze body and bonnet construction with a maximum water pressure 150 PSI and maximum water temperature 110° F makes it an ideal choice for industrial and commercial applications.

PIPE SIZE	STOCK NO	EACH
3/4"	34720A	251.10
1"	1720A	278.10
1 1/4"	114720A	1209.60
1 1/2"	112720A	1269.00
2"	2720A	1439.10



## 710 Series Pressure Vacuum Breaker Assembly

Protects against backsiphonage of contaminated water into the potable water supply where a potential high health hazard exists. With fewer parts and a lightweight, compact body, the Zurn Wilkins 710 Pressure Vacuum Breaker Assembly is a low-maintenance, cost-effective solution for high-hazard irrigation applications – commercial or residential. It also features a maximum pressure of 150 psi and a temperature range of 33°F to 140°F.

PIPE SIZE	STOCK NO	EACH
1"	1710	167.40



## 4A RP Total Rubber Kit

Includes: O-Ring Lubricant, Check Module Seat Disc & O-Ring, Cap O-Ring, RV Diaphragm, RV Brushing Face O-Ring, RV Seat O-Ring, RV Stem O-Ring, and RV Seat Disc.

SIZE	STOCK NO	EACH
1/2"	124A00309	163.62
3/4"	344A00409	163.62
1"	14A00519	163.62
1 1/4"-1 1/2"	1141124A00719	163.62
2"	24A00819	210.94



(21)

## 4A Complete Check Kits

DESCRIPTION	SIZE	STOCK NO	PRICE
<b>First Check - Complete</b>			
<b>4A Series</b>			
	1/2"	124A00303	132.35
	3/4"	344A00403	167.89
	1"	14A00503	170.03
	1 1/4 - 1 1/2"	114112A00703	213.08
	2"	2A00803	256.15
	2 1/2-3"	4A00003	983.97
	4"	4A00A03	1127.40
<b>Second Check - Complete</b>			
<b>4A Series</b>			
	1/2"	124A00302	121.84
	3/4"	344A00402	159.27
	1"	14A00502	160.38
	1 1/4 - 1 1/2"	114112A00702	180.83
	2"	2A00802	223.79
	2 1/2-3"	4A00002	901.96
	4"	4A00A02	1004.45

(21)

## 4A Series Complete Relief Kit

SIZE	STOCK NO	EACH
1/2"-1"	4A00505	161.38
1 1/4"-1 1/2"	4A00705	193.66
2"	4A00805	258.28
2 1/2"-6"	4A00C05	360.80

(21)

## 4A Series Rubber Relief Valve Kit

SIZE	STOCK NO	EACH
2 1/2"-6"	4A00C04	258.28

(21)

## 40 Series RPZ Complete Repair Kit

For discontinued back flow units

SIZE	STOCK NO	EACH
1/4"-1/2"	40003A1	427.06
3/4"-1"	40004A1	576.22
1 1/4"-2"	40007A1	874.48

(21)

## 40 Series 40RP Repair Kit

Rubber ONLY • For discontinued back flow units

SIZE	STOCK NO	EACH
1/4"-1/2"	40003A4	55.65
3/4"-1"	40004A4	157.21
1 1/4"-2"	40007A4	322.46

**Reserved**

**Navien**

**Navien Condensing Tankless Water Heaters**

**Residential Warranty:**  
15-year Limited Heat Exchanger  
5-year Limited Parts  
1-year Limited Labor

**Commercial Warranty:**  
3-year Limited Heat Exchanger  
3-year Limited Parts  
1-year Limited Labor

**Advanced Series (NPE240A2)**

- Stainless Steel Recirculating Pump
- Stainless Steel Insulated Buffer Tank



**Navien NPE Series**

GAS	STOCK NO	EACH
Natural Gas/LP	NPE240A2	2762.10
Natural Gas/LP	NPE240S2	2260.91

Model #	BTU Input Natural/Propane		Hot Water Output (GPM)		
	Min	Max	35°F Rise	45°F Rise	67°F Rise
NPE-240	19,900	199,900	11.2	8.7	5.6

(22)

**NaviLink™ Wi-Fi Control**

Allows adjusting water temperatures, access usage data, and receive diagnostic notifications all from using an app from their smartphone or tablet  
**Compatible with: NPE Water Heaters or NHB and NCB boilers (On page 707)**



STOCK NO	EACH
PBCMAS001	285.12

**PeakFlowE™ Anti-Scale System**

- Scale inhibitor
- Free-installer Inlet Ball Valve
- Chemical-free and environment-friendly
- Increases flow rates
- 3/4" FNPT inlet/outlet



STOCK NO	EACH
----------	------

**Compatible with: NPE Water Heaters or NCB-E boilers (On page 707)**

PEAKFLOWS	256.16
Replacement Cartridge recommended to change out once every two years	
GWFC110GD	86.87

(22)

**Backflow Damper Kit**

Includes: Backflow Damper, Ready-link Comm. Cable, 4 Screws, and Installation Manual.  
**Required for venting up to 8 units**



STOCK NO	EACH
30014367B	71.28

**Cascading Cable**

For use with NPE240ANG Series

STOCK NO	EACH
GXXX000546	31.19

**UF Pump Wire**

For use with NPE240 and NPE240ANG

STOCK NO	EACH
GXXX001319	22.28

**Navien Valves**

**Plumb-Easy 3 Valve Set**

Includes:

- 1 Hot Water Ball Valve and Purge/Drain Port
- 1 Cold Water Ball Valve and Purge/Drain Port
- 1 Recirculation Ball Valve and Purge/Drain Port
- 1 150 psi Pressure Relief Valve certified to ANSI Z21.22



**For NPE-A Series • 3/4" Union x FTP**

STOCK NO	EACH
GXXX002140	196.02

**NaviCirc Recirculation Valve**

Reduce the wait time for hot water at the faucet without the need for a dedicated recirculation return line.

- NaviCirc Recirculation Valve
- (2) 1/2" x 3/8" Flexible hoses & adapters



**For NPE-A Series • 1/2" NPS**

**Must use 30022163A (Above) If used for NPE240ANG**

STOCK NO	EACH
30022965A	100.24

**Tankless Water Heater Valve Kit with Relief Valve**

FIPT Union x Press Connection. Designed to work with all brands of tankless water heaters.



SIZE	STOCK NO	EACH
3/4" Press	462NL06KIT	102.99

**Ready-Link Manifold Wall/Rack Kits**

Included in varying quantities based on kit:

- 3/4" x 3/4" Adapter
- 3/4" NPT Ball Valve
- 1 1/2" Gas Union
- 2" Copper End Cap
- 2" Copper Coupling
- 2 1/8" Strut Clamp
- Hardware Kit
- 3/4" Service Valves with PRV
- 1 5/8" x 18" Strut Channel (14ga)
- 3/4" x 24" SS Corrugated Flex Connector
- 3/4" x 30" Gas Flex Connector
- 3/4" x 18" SS Corrugated Flex Connector
- 1 1/2" FPT Galvanized Iron End Cap
- 1 7/8" OD Strut Clamp



UNITS	CONFIGURATION	STOCK NO	EACH
2	Side by Side	30019040A	2038.16
2	Back to Back	30019039A	1837.69
3	Side by Side	30019041A	2884.61
4	Side by Side	30019043A	3508.31
4	Back to Back	30019042A	3107.36

**Ready-Link Rack**

Base	GFFMKDIZUS005	634.84
Add-on Section	GFFMKDIZUS006	441.05

**NPE Remote Control**

STOCK NO	EACH
NPE-2 & NPN Series	
30022717B	124.74



**IBC Intergas**



**SFT Superflow Tankless Water Heater**

**15-year Limited Residential heat exchanger 5-year parts warranty.**

A total of 4 moving parts  
Easy to install, maintain and service  
Sleek wall mounted space saving design  
New illuminated touchscreen control display panel  
Built-in mixing valve prevents temperature change

- Proven patented Labyrinth heat exchanger
- Innovative state of the art electronics control the gas valve, fan and ignition
- Fully integrated copper waterway
- Fully condensing one piece heat exchanger
- Up to 5.2 GPM continuous at a 70°F rise
- Low NOX emissions
- Vents with PVC - 3" Schedule 40
- 3/4" NPT Cold Water Inlet and Hot Water Inlet
- 3/4" NPT Gas Inlet
- 3/4" Hose Condensate Outlet
- 17.7"W x 29.8"H x 10.9"D

GAS	STOCK NO	EACH
Natural Gas/LP	SFT199	2252.98

Model #	BTU Input Natural gas		Hot Water Output (GPM)		Temp. Range
	Min	Max	Min. Flow	Max Cap @50°F	
SFT199	28,500	199,000	.5	7.2	50-140°F

**POU Water Heater Accessories**

**Plumb-Easy Valve Kit**

**For All Tankless Water Heaters, NCB-H & NFC-H**

3/4" FIP swivel x 3/4" sweat



STOCK NO	EACH
GXXX002139	149.24

(22)

**ZEP-1 Stainless Steel Expansion Tank and Shock Arrester**

- For use with Tankless/POU Water Heaters with 2 gallons or less of total water volume
- Tank has a 50 PSI factory precharge
- Air charge can be adjusted, Max 150 PSI
- NSF61 Certified, Max Temp 140°F
- 1/2" NPT Water Connection



STOCK NO	EACH
ZEP1	58.43

# Stiebel Eltron Point of Use Water Heaters <sup>(18)</sup>

stiebel-eltron-usa.com

## Mini™ Single Handwashing Sink Tankless Electric Water Heater

- Unlimited supply of hot water with proven reliability
- All models are a compact 6½" x 7½" x 3¼"
- For ¾" O.D. flex-braided stainless steel hose connections
- Ships with a .66 GPM aerator that must be installed
- 7 year leakage & 3 year parts warranty.



STOCK NO	EACH
MINI351	239.04

Model #	Wire Size	Voltage	Amps	Wattage	°F Rise at Flow rates			Min Flow Rates GPM
					0.5	0.75	1.0	
Mini™3.5-1	10AWG	120	29	3.5kW	n/a	26°	20°	0.40

## Tempra Whole House Tankless Electric Water Heater

- No stand-by loss and self-modulating saving energy and electricity.
- Unlimited supply of hot water.
- Saves space and easy to install with no venting required.
- Knob on front cover and digital display make it easy to set temperature.
- 7 year leakage & 3 year parts warranty.
- 16½" x 14½" x 4½", ¾" NPT Water Connection



STOCK NO	EACH
TEMPRA20B	871.70

Model #	Phase	Voltage	Pressure	Wattage	°F Rise at Flow rates			Min Flow Rates GPM
					1.5	2.25	3.0	
Tempra 20	Single	240/208	150 PSI	19.2/14.4kW	88-66°	58-44°	44-33°	0.50

## Bosch

bosch-climate.us

## Bosch Greentherm 9000 High Efficiency Water Heater

15-year Limited Residential heat exchanger 5-year parts warranty.

The Greentherm 9000 offers an efficiency rating of EF .99, among the highest energy efficiency available on the market today, and innovative features for easy installation, operation and simple maintenance.

- Top hydraulic connections and bottom flush ports
- Vents with PVC
- Wall-Mounted (Brackets Included)
- ¾" NPT Connections for Gas Inlet, Cold Water Inlet and Hot Water Inlet
- No vent or isolation kit necessary
- Small design for easier, tidier installation
- 18½"W x 31½"H x 9½"D
- Built-in freeze protection
- Optional Wi-Fi Connection



GAS	STOCK NO	EACH
Natural Gas/LP	T9800SE199	2706.52

Model #	BTU Input Natural gas		Hot Water Output (GPM)		Temp. Range
	Min	Max	Min. Flow	Max Cap @45°F	
T9800 SE 199	9,000	199,000	.45	8.7	100-140°F

## SHC Mini-Tank Supplemental Electric Water Heaters

SHC saves space, water, and electricity. Plumbed with cold water and used as a stand-alone supply of hot water, or plumbed with hot water from a remote tank to minimize delays, Mounting bracket included, 120V plug-in, 1.3kW. 150 psi operating pressure. Max temperature 140°F. 6 year tank warranty.



MODEL #	STOCK NO	EACH
SHC 2.5	SHC25	254.61
SHC 4	SHC4	310.20
SHC 6	SHC6	354.69

Model #	Volume in Gallons	Dimensions	Recovery Time	Water Connections	T & P Relief Valve
SHC 2.5	2.65	17½"x11"x10½"	18 min.	½" NPT	installed
SHC 4	4	19¾"x12½"x12½"	27 min.	½" NPT	installed
SHC 6	6	20½"x15½"x15"	45 min.	½" NPT	included

## DHC Single Sink Tankless Electric Water Heaters

Heats water instantaneously as it flows with no stand-by heat loss. Controlled by a flow switch so it will never dry-fire and fail. All models are compact 7½"x14½"x4½". Quiet operation and reliable copper heat exchanger. ½" NPT fittings. 7 year leakage & 3 year parts warranty.



STOCK NO	EACH
DHC31	287.97
DHC43	287.97
DHC52	287.97
DHC93	287.97
DHC102	287.97

Model #	Wire Size	Voltage	Amps	Wattage	°F Rise at Flow rates			Min Flow Rates GPM
					0.5	0.75	1.0	
DHC 3-1	10AWG	120	25	3.0kW	41°	NA	NA	0.32
DHC 4-3	12AWG	277	17	4.5kW	61°	40°	30°	0.42
DHC 5-2	12AWG	240/208	20/18	4.8/3.6kW	65°	44°	33°	0.42
DHC 9-3	8AWG	277	32.5	9.0kW	n/a	NA	61°	0.79
DHC 10-2	8AWG	240/208	40/35	9.6/7.2kW	n/a	NA	65°	0.79

## DHC-E Single or Multi-Use Tankless Electric Water Heater

- Heats water instantaneously using a flow sensor and two temperature sensors with lowest energy use.
- Temperature knob sets between 86°F to 140°F.
- All models are a compact 7½"x14½"x4½" - ½" NPT
- No need for a T & P valve, drain, mixing valve, or venting.
- Quiet operation and reliable copper heat exchanger.
- 7 year leakage & 3 year parts warranty.



STOCK NO	EACH
DHCE12	388.04

Model #	Wire Size	Voltage	Amps	Wattage	°F Rise at Flow rates			Min Flow Rates GPM
					0.5	0.75	1.0	
DHC-E 12	92-20AWG	240/208	50-44	12-9kW	92°	92°	82°	@.240

# STIEBEL ELTRON

# A.O. Smith Residential Water Heaters <sup>(19)</sup>

hotwater.com



## A.O. Smith ENT/ENS/ENL Series

### PROLINE 240v Electric Water Heaters

- With Brass Drain Valve and T&P Valve.
- DYNACLEAN™ Diffuser Dip Tube, Dual Element.
- .93 Uniform Energy Factor (UEF).
- 6 year tank/ 6 year parts warranty

MODEL	GALLON CAPACITY	FIRST HOUR RATING GALLONS	JACKET HEIGHT	JACKET DIA.	ELEMENT WATTAGE STD.	STOCK NO	EACH
<b>Tall Models</b>							
ENT-30	30	48	46½"	19"	4500	ENT30	1162.35
ENT-40	40	53	60¼"	18"	4500	ENT40	933.66
ENT-50	50	62	60½"	20½"	4500	ENT50	1113.21
<b>Short Models</b>							
ENS-40	40	55	49¾"	20½"	4500	ENS40	975.24
ENS-50	50	57	49¼"	23"	4500	ENS50	1065.96
<b>Lowboy Models</b>							
ENL-40	38	50	33½"	26"	4500	ENL40	1300.32
ENLB-50	48	60	34"	26½"	4500	ENLB50	1321.11

## Residential Extended Warranty

(21)

### A.O. Smith Extended Warranties

DESCRIPTION	STOCK NO	EACH
-------------	----------	------

#### For use with Models:

ENT30-40-50, ENS30-40-50, GCR30-40-50, GCRT40-50, GCRL30-40

Stage I • 2-Year . . . . . AO9004328105 120.15

Stage I • 4-Year . . . . . AO9004329105 185.90

For use with Models: GPVL50, GPVT40-50, GPVX50L-75L

Stage II • 4-Year . . . . . AO9006480105 293.42

## A.O. Smith EJC/EJCS Series

### PROLINE Specialty Electric Water Heaters

- Compact design, side-mounted plumbing and electrical connections.
- Environmentally-Friendly Non-CFC foam insulation minimizes heat loss.
- CSA certified and ASME rated T&P relief valve.
- Meets Federal energy efficiency standards.
- 6 year tank/ 6 year parts warranty

MODEL	GALLON CAPACITY	JACKET HEIGHT	JACKET DIA.	ELEMENT WATTAGE STD.	STOCK NO	EACH
<b>Compact Models</b>						
EJC-6	6	15¼"	14½"	1650	EJC6	604.80
EJC-6-277	6	15¼"	14½"	2500	EJC6277	604.80
EJC-10	10	18¼"	16"	1650	EJC10	831.60
EJC-10-277	10	18¼"	16"	1500	EJC10277	831.60
EJCS-20	19	24¾"	18"	2500	EJCS20	901.53

## A.O. Smith ProLine Mobile Home Direct Gas Water Heater Series 400

### Commercial-Grade Residential

- Complies with HUD standards for manufactured housing installation
- Gas control convertible for natural and propane gas
- Side-mounted ¾" cold water inlet
- Direct vent models package with bottom intake air vent
- Optional ducted air inlet kit for direct vent models
- Green Choice® Gas Burner
- Coregard™ anode rod
- Blue Diamond® Glass Coating
- Enhanced-flow brass drain valve
- CSA certified and ASME rated T&P relief valve
- 6 year limited tank/ 2 year limited parts warranty
- .59 Uniform Energy Factor (UEF).



MODEL	TANK CAPACITY IN GALLONS	FIRST HOUR RATING NATURAL	JACKET 90° F RISE	JACKET W/DIVERTER	ELEMENT WATTAGE DIA.	OUTLET	STOCK NO	EACH
<b>Natural Gas</b>								
FMDV-30	30	30,000	31	61°	18"	3"	FMDV30	1494.99
FMDV-40	40	32,000	33	61¼°	20"	3"	FMDV40	1683.99

(21)

## Mobile Home Direct Gas Water Heater Roof Jack

This water heater must have a properly-installed draft hood and be connected to a listed roof jack that terminates to the outdoors. The roof jack vent pipe must be secured to the draft hood with sheet metal screws.



LENGTH BETWEEN ROOF & CEILING	STOCK NO	EACH
12" (Non-Adjustable) . . . . .	AO100093832	356.40
13"-32" (Adjustable) . . . . .	AO100285333	461.70
32"-60" (Adjustable) . . . . .	AO100093834	658.80
36"-95" (Adjustable) . . . . .	AO100285414	870.75





# A.O. Smith Residential Water Heaters <sup>(19)</sup>

Flammable Vapor Ignition Resistant C-3 Technology™ Water Heaters

hotwater.com

## GCR Series ProLine®

### Atmospheric Vent Models

- With Brass Drain Valve
- Installed T&P Valve
- DYNACLEAN™ Diffuser Dip Tube
- 6 year tank/ 6 year parts warranty
- Uniform Energy Factor (UEF) for Natural Gas

MODEL NO	UEF	STOCK NO	EACH
<b>Natural Gas</b>			
GCR-40	.66	GCR40N	1169.91
GCR-50	.62	GCR50N	1319.22
<b>L.P. Gas</b>			
GCR-40		GCR40L	1245.51
GCR-50		GCR50L	1394.82



Model #	Tank Capacity in Gallons	Input BTU/Hr Natural	Gal/hr Recovery 90°F Rise*	Jacket Height W/Diverter	Jacket Dia.	Flue Size
GCR-40	40	40,000	42	61¾"	20"	3 or 4"
GCR-50	50	40,000	43	60¾"	22"	3 or 4"

## GCRL Series ProLine®

### Atmospheric Vent Models • Short Models

- With Brass Drain Valve
- Installed T&P Valve
- DYNACLEAN™ Dip Tube
- 6 year tank/ 6 year parts warranty
- Uniform Energy Factor (UEF) for Natural Gas

MODEL NO	UEF	STOCK NO	EACH
<b>Natural Gas</b>			
GCRL-40	.59	GCRL40N	1211.49
GCRL-50	.62	GCRL50N	1723.68
<b>L.P. Gas</b>			
GCRL-40		GCRL40L	1287.09



Model #	Tank Capacity in Gallons	Input BTU/Hr Natural	Gal/hr Recovery 90°F Rise*	Jacket Height W/Diverter	Jacket Dia.	Flue Size
GCRL-40	40	40,000	41	51½"	22"	3 or 4"
GCRL-50	50	40,000	43	53¾"	24"	3 or 4"

## GCRT Series ProLine®

### Atmospheric Vent Models

- With Brass Drain Valve
- Installed T&P Valve
- DYNACLEAN™ Dip Tube
- 6 year tank/ 6 year parts warranty

MODEL NO	UEF	STOCK NO	EACH
<b>Natural Gas</b>			
GCRT-50	.61	GCRT50N	1340.01



Model #	Tank Capacity in Gallons	Input BTU/Hr Natural	Gal/hr Recovery 90°F Rise*	Jacket Height W/Diverter	Jacket Dia.	Flue Size
GCRT-50	50	50,000	54	60¾"	22"	4"

## FCG Series

- With T&P Valve
- 6 year tank/ 6 year parts warranty

MODEL NO	UEF	STOCK NO	EACH
<b>Natural Gas</b>			
FCG-75	.60	FCG75N	2326.59
<b>L.P. Gas</b>			
FCG-75		FCG75L	2402.19



Model #	Tank Capacity in Gallons	Input BTU/Hr Natural	Gal/hr Recovery 90°F Rise*	Jacket Height W/Diverter	Jacket Dia.	Flue Size
FCG-75	75	76,000	80	61"	26½"	4"

Natural Gas

## GCB Series ProLine® Blanketed Water Heater

### Atmospheric Vent Models

- Intelligent Control Logic.
- GREEN CHOICE® gas burner.
- DYNACLEAN™ Dip Tube.
- COREGARD™ anode rod.
- Push-button piezo ignitor.
- Enhanced-flow Brass Drain Valve,
- CSA Certified and ASME rated T&P relief valve.
- 6 year tank/ 6 year parts warranty.

MODEL NO	UEF	STOCK NO	EACH
<b>Natural Gas</b>			
GCB-40	.65	GCB40N	1217.16
<b>L.P. Gas</b>			
GCB-40		GCB40L	1292.76



Model #	Tank Capacity in Gallons	Input BTU/Hr Natural	Gal/hr Recovery 90°F Rise*	Jacket Height W/Diverter	Jacket Dia.	Flue Size
GCB-40	40	40,000	42	61¾"	18"	3 or 4"

## GCG Series ProLine® Gas Water Heater

### Atmospheric Vent Model

- Intelligent Control Logic.
- GREEN CHOICE® gas burner.
- DYNACLEAN™ Dip Tube.
- COREGARD™ anode rod.
- Push-button piezo ignitor.
- Enhanced-flow Brass Drain Valve,
- CSA Certified and ASME rated T&P relief valve.
- 6 year limited tank/parts warranty.

MODEL NO	UEF	STOCK NO	EACH
<b>Natural Gas</b>			
GCG-50	.62	GCG50N	1319.22



Model #	Tank Capacity in Gallons	Input BTU/Hr Natural	Gal/hr Recovery 90°F Rise*	Jacket Height W/Diverter	Jacket Dia.	Flue Size
GCG-50	50	40,000	41	60¾"	21"	3 or 4"

# A.O. Smith Residential Water Heaters <sup>(19)</sup>

hotwater.com

## GPHE/GDHE Vertex Series

**90% Thermal efficiency**

with T&P Valve

6 Year tank/ 6 year parts warranty



The Vertex provides all the hot water of a larger water heater in a standard 50-gallon footprint. The versatile power-vent design allows combined vertical and horizontal vent runs of up to 128 equivalent feet. the Intelli-Vent™ Gas Control gives more precise control of the water temperature.

### POWER VENTS USING PVC PIPE

Combined vertical and horizontal vent runs terminating through an outside wall, using Schedule 40 PVC pipe.

- Using 2" pipe, vents up to 25 equivalent feet
- Using 3" pipe, vents up to 65 equivalent feet
- Using 4" pipe, vents up to 128 equivalent feet

MODEL STOCK NO EACH

### NOT Sealed - Natural Gas (90% Thermal Efficiency)

GPHE-50 ..... GPHE50N 5046.30

### Sealed - Natural Gas (96% Thermal Efficiency)

GDHE-50 ..... GDHE50N 6628.23

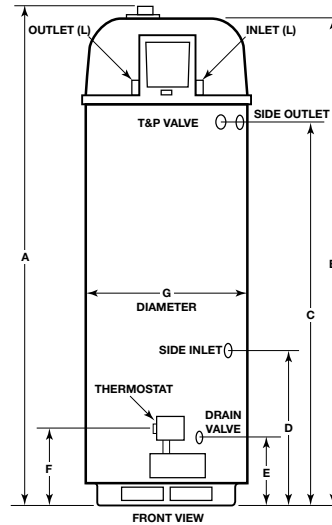
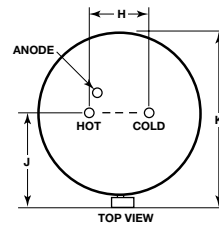
GDHE-75 ..... GDHE75N 8051.40

### LP Gas

GDHE-50 ..... GDHE50L 6703.83

GDHE-75 ..... GDHE75L 8448.30

Model #	Tank Capacity in Gallons	Input BTU/Hr Natural	Gal/hr Recovery 90°F Rise*	First Hour Recovery	Height	Side Outlet	Side Inlet	Drain	Dia.
GPHE-50	50	76,000	95	127	71 1/8"	52"	21"	9 1/8"	22"
GDHE-50	50	100,000	129	-	66 3/4"	49 1/4"	15 3/4"	3"	22"
GDHE-75	75	100,000	129	-	65 1/4"	45 5/8"	16"	3 3/4"	27 3/4"



# A.O. Smith Residential Water Heaters <sup>(19)</sup>

hotwater.com



## ProLine® XE Series

### ENERGY STAR® QUALIFIED

- All models meet the September 2010 ENERGY STAR® EF requirement and may also qualify for local utility and rebate programs
- Dynaclean™ II dip tube optimizes inlet water pressure to minimize cold water regions within the tank. The self-cleaning action also reduces sediment accumulation on the bottom of the tank.
- Hot-surface ignitor is more robust and reliable than standing pilot, and reduces energy consumption
- Built-in heat traps on the water inlet and outlet reduce the amount of heat lost through piping
- 2-inch, thick, "Environmentally-Friendly" foam insulation reduces the amount of heat loss and contributes to overall energy efficiency

### BLUE DIAMOND® GLASS COATING

- An A. O. Smith exclusive provides superior corrosion resistance compared to the industry-standard glass lining

### VERSATILE POWER VENT DESIGN

- All models feature an exclusive 3-position rotatable blower outlet which adds flexibility
- Combined horizontal and vertical vent runs up to 180 equivalent feet with 4" diameter venting (ABS, PVC, CPVC and polypropylene)
- All models are equipped with a protected sensor that detects the presence of flammable vapors and automatically disables the burner to prevent ignition
- Air intake snorkel elevates the inlet location of combustion air to prevent flammable vapors from entering the sealed combustion chamber
- Reduced NOx emissions comply with air quality management district regulations

### USER-FRIENDLY

- State-of-the-art electronic gas control provides more precise temperature control
- LED control light displays operation status and diagnostics information
- Factory-installed T&P and a durable, tamper-resistant brass drain valve are positioned for service accessibility

**AVAILABLE IN NATURAL GAS AND PROPANE**  
**6-YEAR LIMITED TANK AND PARTS WARRANTY**

## PROLINE XE Power Vent Water Heaters

Natural Gas • Hi-Boy  
.72 Uniform Energy Factor (UEF).

STOCK NO. EACH

GPVT40N ..... 2347.38

GPVT50N ..... 2543.94

### Side Loop Fittings

GPVX50LN ..... 3940.65

GPVX75LN ..... 2984.31

### L.P. Gas • Hi-Boy

STOCK NO. EACH

GPVT40L ..... 2422.98

GPVT50L ..... 2619.54

### Side Loop Fittings

GPVX75LL ..... 3059.91

### Natural Gas • Lo-Boy

.72 Uniform Energy Factor (UEF).

STOCK NO. EACH

GPVL40N ..... 2292.57

GPVL50N ..... 2485.35

### L.P. Gas • Lo-Boy

STOCK NO. EACH

GPVL40L ..... 2368.17

GPVL50L ..... 2560.95

## PROLINE XE Direct Power Vent Water Heaters

Natural Gas  
.72 Uniform Energy Factor (UEF).

STOCK NO. EACH

GPDT50N ..... 3834.81

### L.P. Gas

STOCK NO. EACH

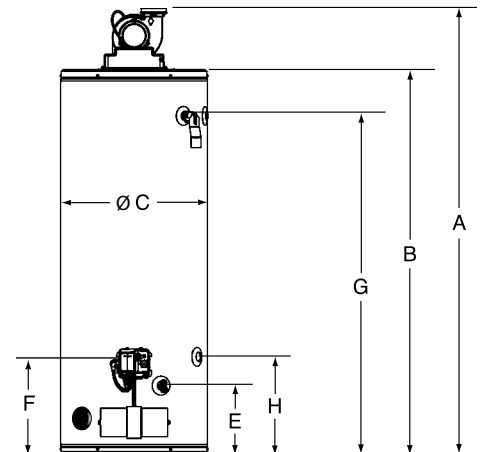
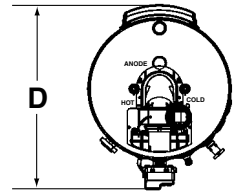
GPDT50L ..... 4063.50

### XE Series SPECIFICATIONS

Stock #	1st Hr Gal	UEF	Gal. Cap.	BTU Input	Recovery 90°F Rise	R Value	Dimensions in Inches							Shipping Weight
							A	B	C	D	E	F	G	
GPVT-40	87	.70	40	50,000	56	8	68½"	59¼"	20"	27⅞"	11"	14¼"	53⅞"	176
GPVL-40	72	.67	40	40,000	45	8	59"	49⅞"	22"	29⅞"	11"	14¼"	42½"	174
GPVT-50	97	.72	50	50,000	56	8	68½"	58¾"	22"	29⅞"	11"	14¼"	51¾"	192
GPVL-50	79	.72	50	40,000	45	8	60½"	50¾"	24"	31⅞"	11"	14¼"	49¾"	198
GPDT-50	81	.72	50	45,000	50	-	67½"	58¾"	22"	29⅞"	11"	13¼"	51¾"	192
GPVX-50L	119	.73	50	62,500	69	16	65"	56¾"	22"	29⅞"	-	13"	50¼"	186
GPVX-75	116	.69	75	72,000	80	12	70⅞"	61¼"	26"	39⅞"	11"	14¼"	53"	277

### Maximum Pipe & Elbows

Model #	2" Pipe	3" Pipe	4" Pipe
GPVT40	up to 50'	up to 125'	up to 180'
GPVL40	up to 50'	up to 125'	up to 180'
GPVT50	up to 50'	up to 125'	up to 180'
GPVL50	up to 50'	up to 125'	up to 180'
GPDT50	up to 50'	up to 125'	up to 180'
GPVX50L	-	up to 80'	up to 120'
GPVX75	-	up to 50'	up to 125'



# Water Leak Detectors

moen.com

tacomfort.com

## MOEN®

(16)

### Flo by MOEN

**Includes:**

- Flo by Moen device
- Threaded brass tailpieces
- Power supply
- Spare O-Rings
- Spacer

**Features:**

- Mobile App with real time notifications, water usage analysis, and goal setting features.
- Remote shut-off – from the mobile application, user has the ability to shut-off water wherever they are.
- Automatic shut-off – Senses a catastrophic leak in the home and it will automatically shut off the water supply to prevent damage.
- Proactive 24/7 monitoring with preventative alerts.
- Microleak™ technology – daily tests to ensure your plumbing is secure.

**Operates on Power Supply.**

WATER LINE SIZE	STOCK NO	EACH
3/4"	MO900001	645.09
1"	MO900006	710.97
1 1/4"	MO900002	1034.19



POPULAR SCIENCE  
BEST OF WHAT'S NEW  
2018  
AWARD WINNER

Taco Comfort Solutions™



(24)

### LeakBreaker® Water Heater Shut-Off

Consists of a control unit, a valve with actuator and a sensor. This resettable, testable protection device can be installed on any style water heater to shut off the incoming water supply, preventing additional water flow to a damaged water heater. The two-color LED light and audible alarm lets you know the status of LeakBreaker at all times.

**Operates on Batteries or Power Supply.**

STOCK NO	EACH
TALB075	285.80

(24)

### SmartPlug® Instant Hot Water Control

The patented SmartPlug lets you upgrade any existing hot water recirculation pump with a power cord to "Smart" operation which can save up to 12,000 gallons of water per year by eliminating wait time for hot water. Connect to 110V power outlet then plug the circulator power cord into SmartPlug and the sensor (included) mounts to the hot water pipe supply.

**Records daily hot water usage and automatically adjusts circulator run time.**

STOCK NO	EACH
TASP115	180.41



**RECTORSEAL**

rectorseal.com



(18)

### TripleGuard Active All-in-One Shutoff

**Features:**

- Water heater supply line automatic shut off unit
- Leak Detector with 10' cable
- Battery operated (batteries included)
- Audible sound when leak is detected
- Easy installation

**Operates on Batteries, No Power Supply.**

STOCK NO	EACH
RE97720	335.07

# A.O. Smith Commercial Water Heaters <sup>(20)</sup>

hotwater.com

## BT Series

### Conservationist®

- Fully Automated Controls with Safety Shutoff
- Green Choice® Gas Burner
- Blue Diamond® Glass Coating

MODEL NO STOCK NO EACH

### Natural Gas

BT-60 ..... BT60N 4643.94

Model	Input BTU/Hr	Recovery GPH 100° Rise	Jacket Height W/Diverter	Jacket Dia	Draft Hood	Approx Gallon Cap
BT60	60,000	58	59¾"	24"	4"	55



## BT Series

### Conservationist®

- PermaGlas® glass lining prevents tank corrosion
- Small diameters & shorter heights for installation ease
- Handhole cleanout for easy maintenance
- Automatic safety shutoff if pilot is extinguished

MODEL NO STOCK NO EACH

### Natural Gas

BT-80 ..... BT80N 6502.92

BT-100 ..... BT100N 8059.11

Model	Input BTU/Hr	Recovery GPH 100° Rise	Jacket Height W/Diverter	Jacket Dia	Draft Hood	Approx Gallon Cap
BT80	75,100	73	61½"	26½"	4"	74
BT100	75,100	73	68¾"	27¾"	4"	98



(21)

## Leg Kit

For BL & BT Conservationist® Series

STOCK NO EACH

AO9006645005 ..... 344.25

## DURA-POWER™ Series

### Lowby Models

Designed for use as a recovery heater having its own storage tank and meets the standby loss requirements of the USDE. 208 Volts • 2000 Watts

MODEL NO STOCK NO EACH

DEL-6 ..... DEL6S2K 1675.90

DEL-10 ..... DEL10S2K 1793.85

Stock No	Gallon Capacity	Height	Diameter	Recommended Fuse/Breaker	Wire Size AWG
DEL6S2K	6	15½"	14¼"	15	14
DEL10S2K	10	18¼"	18"	15	14



(21)

## Element Conversion Kits

STOCK NO	VOLTS	WATTS	AMPS	RECOMMENDED FUSE/BREAKER	WIRE SIZE AWG	PRICE
AO100109477	208	4000	19.2	25	10	106.65
AO100109480	208	6000	28.8	40	8	106.65
AO100109487	240	4500	18.8	25	10	106.65
AO100109496	480	6000	12.5	20	14	106.65

## Light-Service Electric Series

Designed for light duty commercial applications with intermittent hot water loads. Meets the standby loss requirements of the USDE. Two 4.5 kW zinc plated copper sheathed elements. Adjustable from 120° to 181°F. Certified to UL 1453 for commercial electricwater heater. Maximum working pressure 150 PSI.

MODEL NO STOCK NO EACH

LTE 80D 250 ..... LTE80D250 2576.88

Stock No	Gallon Capacity	Height	Diameter	Volts	Watts
LTE 80D 250	80	60½"	24"	277	12200



(21)

## LTE80250 Element Conversion Kit

STOCK NO	VOLTS	WATTS	AMPS	RECOMMENDED FUSE/BREAKER	WIRE SIZE AWG	PRICE
AO100293212	240	4500	18.8	25	10	33.75



# A.O. Smith Commercial Water Heaters (20)

hotwater.com

## BTH Cyclone Extra High Efficiency

### Commercial Water Heater

94% thermal efficiency, advanced electronic controls, spiral wound flue tube, submerged combustion chamber improves efficiency, glass lined tank, easy installation.

MODEL NO STOCK NO EACH

#### NON-ASME Natural Gas Models

BTH120	.....	BTH120N	14280.36
BTH150	.....	BTH150N	19429.53
BTH199	.....	BTH199N	17706.10
BTH250	.....	BTH250N	19455.94
BTH300	.....	BTH300N	25096.26
BTH400	.....	BTH400N	27506.25
BTH500	.....	BTH500N	31732.97

#### NON-ASME LP Gas Models

BTH199	.....	BTH199L	17792.50
--------	-------	---------	----------

#### ASME Natural Gas Models

BTH300	.....	BTH300NA	29021.95
BTH400	.....	BTH400NA	31785.78
BTH500	.....	BTH500NA	34887.61

Stock Number	Input BTU/Hr	Recovery GPH 100° Rise	Jacket Height (Approx)	Jacket Dia (Approx)	Flue Size	Approx Gallon Cap
BTH120N	125	142	55½"	27¾"	3"	60
BTH150N	150	171	75"	27¾"	3"	100
BTH199N	199	227	75"	27¾"	3"	100
BTH250N	250	273	75"	27¾"	3"	100
BTH300N	300	360	75¼"	33¼"	4"	119
BTH400N	400	480	75¼"	33¼"	4"	119
BTH500N	500	576	75¼"	33¼"	4"	119

Air fill pressure 12 PSI, relief valve pressure 30 PSI. Average system temperature 200° above sizing, based on "average" size system.



## BTX Cyclone Xi

### Commercial Water Heater

96% thermal efficiency, advanced electronic controls, spiral wound flue tube, submerged combustion chamber improves efficiency, glass lined tank, easy installation.

MODEL NO STOCK NO EACH

#### Not Sealed

BTX-80 (NOT Sealed)	.....	BTX80N	6714.17
---------------------	-------	--------	---------

#### Sealed NSF

BTX-100	.....	BTX100N	9685.72
---------	-------	---------	---------

Stock Number	Input BTU/Hr	Recovery GPH 100° Rise	Jacket Height (Approx)	Jacket Dia (Approx)	Drain	Approx Gallon Cap
BTX80N	76,000	83	70¾"	22"	3"	50
BTX100N	100,000	116	68½"	22"	3"	50



## BTR MasterFit® 80+

### Commercial Gas Water Heater

Fully automatic controls with safety shut-off, Glass-lined tank, Foam insulation, Handhole cleanout, Intermittent ignition device, Flame response less than one second, Draft diverter has automatic motorized flue damper minimizes standby losses, Maximum working pressure is 160 psi, Adjustable thermostat with a 120 -180°F range.

MODEL NO STOCK NO EACH

#### Natural Gas

BTR120	.....	BTR120N	12597.42
BTR154	.....	BTR154N	16007.32
BTR197	.....	BTR197N	13037.52
BTR199	.....	BTR199N	12780.50
BTR250	.....	BTR250N	18637.35
BTR275	.....	BTR275N	19408.41
BTR365	.....	BTR365N	22203.93
BTR400	.....	BTR400N	27742.14
BTR500	.....	BTR500N	31257.66

#### LP Gas

BTR197	.....	BTR197L	13123.92
--------	-------	---------	----------

Stock Number	NG Input BTU/Hr	Recovery GPH 100° Rise	Jacket Height (Approx)	Jacket Dia (Approx)	Flue Size	Approx Gallon Cap
BTR120	120	116	59½"	27¾"	5"	71
BTR154	154	149	66½"	27¾"	6"	81
BTR197	199	193	68½"	27¾"	6"	100
BTR199	199	193	65"	30¼"	6"	81
BTR250	250	242	65"	30¼"	6or8"	100
BTR275	275	267	65"	30¼"	6or8"	100
BTR365	365	354	70¼"	27¾"	8"	85
BTR400	399	387	67½"	30¼"	8"	100
BTR500	500	479	73½"	27¾"	8"	85



**Replacement Parts  
on Page 514**

(21)

## BTH 3" Concentric Vent Kit

For Models BTH120/150/199/250

SERIES STOCK NO EACH

100/101 or 200/300	.....	AO9006328005	205.20
--------------------	-------	--------------	--------

(21)

## BTH 6" Concentric Vent Kit

For Models BTH300/400/500

SERIES STOCK NO EACH

100/101	.....	AO9006144005	1308.15
200/300	.....	AO9008841005	1146.15

(21)

## T&P Valve

1" MIP, 4" Probe, CSA rating 500,000 BTUH @ 150 PSI  
For Use With BTH, BTN & BTR Series

STOCK NO EACH

AO9005903205	.....	297.00
--------------	-------	--------

(21)

## BTR Accessories

NSF Leg kit for BTR (except BTR-197 & 198)

STOCK NO EACH

AO9003425205	.....	171.45
--------------	-------	--------

## Accessories

(21)

### Conversion Kits

VENDOR NO	ELEMENT QTY	ELEMENT KW EACH	VOLTAGE	STOCK NO	EACH
100109163	6 Element	4.5KW	208V	AO100109163	595.35
100109164	6 Element	5KW	208V	AO100109164	595.35
100109169	9 Element	4KW	208V	AO100109169	764.10
100109179	6 Element	3KW	240V	AO100109179	595.35
100109176	6 Element	4.5KW	240V	AO100109176	595.35
100109194	6 Element	3KW	480V	AO100109194	595.35
100109192	6 Element	5KW	480V	AO100109192	595.35
100109193	6 Element	6KW	480V	AO100109193	595.35
100109197	9 Element	5KW	480V	AO100109197	764.10

\* Items that are stocked at Goodin Co.

Models Allowed for Conversion	Desired Input		Conversion Kit No. at Desired Voltage			
	Total kW	Element kW	208V	240V	277V	480V
Models with 3 Elements	13.5	4.5	100109158	100109170	100109696	100109185
	15	5	100109159	100109171	100109697	100109186
	18	6	N/A	100109172	100109698	100109187*
Models with 6 Elements	18	3	100109165	100109179*	100109699	100109194*
	24	4	100109166	100109180	100109700	100109195
	27	4.5	100109163*	100109176*	100109701	100109191
	30	5	100109164*	100109177	100109702	100109192*
	36	6	N/A	100109178	100109703	100109193*
	36	4	100109169*	100109184	100109704	100109199
Models with 9 Elements	40.5	4.5	100109167	100109181	100109705	100109196
	45	5	100109168	100109182	100109706	100109197*
	54	6	N/A	100109183	100109707	100109198

### DRE Series

All DRE stock models are 3-phase and include temperature and pressure relief valves, surface mounted thermostat, energy cut-off device and high temperature cut-off. Each of these heaters can be converted to 6-54KW, to 240 volts, and to single phase.



STOCK NO	EACH
DRE52135K	7686.92
DRE5218K	7691.19
DRE80135K	9758.92
DRE8018K*	9763.18
DRE8036KW	12122.11
DRE12015K	11240.15
DRE12018K	11354.58
DRE12036K	13823.68
DRE12054K	16081.25

\* Dual Rated (18/24Kw 208/240V)

Stock No	Tank Cap'y Gallons	Jacket Height	Jacket Dia.	Depth W/Elect Box	Inlet/Outlet	No. of Elements and Thermostats	Element Wattage	Total KW Input	Volt.	Phase
DRE52135K	50	55 3/4"	21 3/4"	27	1 1/4"	3	4500	13.5	480	3
DRE5218K	50	55 3/4"	21 3/4"	27 3/4"	1 1/4"	6	3000	18	208	3
DRE80135K	80	60 1/4"	25 1/2"	31"	1 1/4"	3	3000	13.5	480	3
DRE8018K	80	59 1/4"	25 1/2"	31 1/4"	1 1/4"	6	3000	18/24	208/240	3
DRE8036KW	80	59 1/4"	25 1/2"	31 1/4"	1 1/4"	9	4000	36	208	3
DRE12015K	119	62 1/4"	29 1/2"	35 3/4"	1 1/4"	3	5000	15	208	3
DRE12018K	119	62 1/4"	29 1/2"	35 3/4"	1 1/4"	6	3000	18	208	3
DRE12036K	119	62 1/4"	29 1/2"	35 3/4"	1 1/4"	6	6000	36	480	3
DRE12054K	119	62 1/4"	29 1/2"	35 3/4"	1 1/4"	9	6000	54	208	3

### Recovery Rate in Gallons Per Hour Temperature Rise °F

Standard KW Input	BTU/Hour	30°	40°	50°	60°	70°	80°	90°	100°	110°	120°	130°	140°
6	20,478	82	62	49	41	35	31	27	25	22	21	19	18
9	30,717	123	92	74	62	53	46	41	37	34	31	28	26
12	40,956	164	123	98	82	70	61	55	49	45	41	38	35
13.5	46,075	184	138	111	92	79	69	62	55	50	46	43	40
15	51,195	205	154	123	102	88	77	68	61	56	51	47	44
18	61,434	246	184	148	123	105	92	82	74	67	61	57	53
24	81,912	328	246	197	164	140	123	109	98	89	82	76	70
27	92,151	369	276	221	184	158	138	123	111	101	92	85	79
30	102,390	410	307	246	205	176	154	137	123	112	102	95	88
36	122,868	492	369	295	246	211	184	164	148	134	123	113	105
40.5	138,226	554	418	333	277	237	208	185	166	151	138	128	119
45	153,585	615	461	369	307	263	230	205	184	168	154	142	132
54	184,302	738	553	443	369	316	277	246	221	201	184	170	158

\*Figured at 1 KW (3413 Btu) = 4.1 gallons at 100°F temperature rise.  
To determine recovery rate per minute, divide recovery rate per hour by 60.

### Standard kW Inputs

kW Input	Model Numbers Tank Capacity in Gallons			Number of Elements	Element Wattage	Full Load Current in Amperes						
	50	80	119			Single Phase			Three Phase			
						208V	240V	277V	480V	208V	240V	480V
6	DRE-52-6	DRE-80-6	DRE-120-6	3	2,000	28.8	25	21.7	12.5	16.7	14.4	7.2
9	DRE-52-9	DRE-80-9	DRE-120-9	3	3,000	43.3	37.5	32.5	18.8	25	21.7	10.8
12	DRE-52-12	DRE-80-12	DRE-120-12	3	4,000	57.7	50	43.3	25	33.3	28.9	14.4
13.5	DRE-52-13.5	DRE-80-13.5	DRE-120-13.5	3	4,500	64.9	56.3	48.7	28.1	37.5	32.5	16.2
15	DRE-52-15	DRE-80-15	DRE-120-15	3	5,000	72.1	62.5	54.2	31.3	41.6	36.1	18
18	DRE-52-18	DRE-80-18	DRE-120-18	3*	6,000	86.5	75	65	37.5	50	43.3	21.7
24	DRE-52-24	DRE-80-24	DRE-120-24	6	4,000	115.4	100	86.6	50	66.6	57.7	28.9
27	DRE-52-27	DRE-80-27	DRE-120-27	6	4,500	129.8	112.5	97.5	56.3	74.9	65	32.5
30	DRE-52-30	DRE-80-30	DRE-120-30	6	5,000	144.2	125	108.3	62.5	83.3	72.2	36.1
36	DRE-52-36	DRE-80-36	DRE-120-36	6*	6,000	173.1	150	130	75	99.9	86.6	43.3
40.5	N/A	DRE-80-40.5	DRE-120-40.5	9	4,500	194.7	168.8	146.2	84.4	112.4	97.4	48.7
45	N/A	DRE-80-45	DRE-120-45	9	5,000	216.3	187.5	162.5	93.8	124.9	108.3	54.1
54	N/A	DRE-80-54	DRE-120-54	9	6,000	N/A	225	194.9	112.5	149.9	129.9	65

\*208 volt models may contain three (3) additional elements.

# RUUD Commercial Water Heaters <sup>(20)</sup>

ruud.com

## Universal™ Series

- Space-saving tank design
- 125,000 - 270,000 BTU/Hr.
- System Sentinel™ LED diagnostics
- Multi-flue tank design

**3-Year limited tank warranty**

MODEL NO	STOCK NO	EACH
G75-125	G75125	11561.36
G82-156	G82156	12284.70
G100-200	G100200	11820.21
G100-270	G100270	18964.11

Stock No	Gallon Capacity	Height	Diameter	Input BTU/H	Shipping weight
G75125	75	65½"	26¼"	125,000	480 lbs.
G82156	82	68¾"	26¼"	156,000	490 lbs.
G100200	100	73½"	30¼"	199,900	780 lbs.
G100270	100	73½"	30¼"	270,000	805 lbs.



## Triton® SU Base Series

- Built in Smart Monitoring Technology
- Integrated Wi-Fi with App
- Leak Detection System
- Replace Any Brand with Easy Retrofit Features

**3-Year limited tank warranty**

MODEL NO	STOCK NO	EACH
GHE100SU-200	GHE100SU200	16236.46
GHE100SU-300	GHE100SU300	22257.86
GHE100SU-400	GHE100SU400	26769.66

Stock No	Gallon Capacity	Height	Diameter	Input BTU/H	Thermal efficiency
GHE100SU200	100	77"	26¾"	199,900	97%
GHE100SU300	100	77"	26¾"	300,000	96%
GHE100SU400	100	77"	26¾"	399,900	95%



## Ruud Storage Tanks

**Standard Commercial Hot Water Storage Tanks**

- Porcelain enamel lined tank
- ASME construction available
- 2" rigid foam insulation
- Baked enamel steel jacket

GALLON	PSI	SIZE	STOCK NO	EACH
115	150	59¼" x 28¼"	ST120	3190.93
175	150	67¼" x 32¼"	ST175	6962.46



# A.O. Smith Burkay® Gas-Fired Commercial Copper Boilers <sup>(20)</sup>

hotwater.com

## HW Series

**Burkay Copper Coil Boilers**

- Copper Heat Exchanger
- Copper coil combustion chamber
- Thermal balancer
- Intermittent ignition (HW300-670 only)
- Hi-Lo Firing (HW520 & HW670 only) dual temperature controller (high temp and low temp) and a dual valve to provide high (100% of input) and low (38% of input on HW670; 50% on HW520) firing inputs.
- Models HW300-HW420 are equipped with a modulating valve variable between 100% to 38% of full input.



MODEL	STOCK NO	EACH
-------	----------	------

**Natural Gas**

HW225	HW225MN	10223.74
HW300	HW300N	13790.64
*HW399	HW399N	16805.77
*HW670	HW670N	22531.72

\* CSD-1 Control Included

Model #	Input BTU/Hr	Recovery GPH 100° Rise	Jacket Height w/Diverter	Jacket Dia.	Height to Div/Top
HW225	225,000	217	53¼"	20¾"	33½"
HW300	300,000	298	65"	25¼"	43¼"
HW399	399,000	392	57½"	27"	45½"
HW670	670,000	656	68½"	27"	56¼"

## Domestic Expansion Tanks

(24)

### Therm-X-Trol Pressurized Diaphragm-type Expansion Tank

Use with potable water heaters only, Non-ASME. Maximum working pressure 150psig. Maximum working temperature 200°F.

TANK VOLUME	HT X DIA	SYSTEM CONNECTION (NPT)	STOCK NO	EACH
2	12½" x 8"	¾"	AMST5	99.68
4.4	13¾" x 12"	¾"	AMST12	138.09
10.3	20½" x 12"	¾"	AMST25V	449.78
20	31½" x 15¾"	1"	AMST42V	672.48

**ST-C Series • ASME, potable water systems**

6.4	18 x 12"	¾"	AMST12C150	3119.43
-----	----------	----	------------	---------

(24)

### Zilmet Thermal & Well Tanks

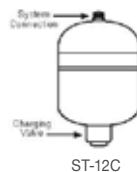
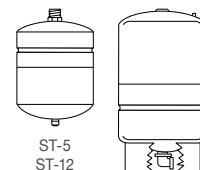
TANK VOLUME	HT X DIA	SYSTEM CONNECTION (NPT)	STOCK NO	EACH
2.1	11 x 7.9"	¾"	ZEP5	77.09
4.8	13.7 x 10.6"	¾"	ZEP12	104.88

**In-line**

9.2	14.6 x 15"	1"	ZHP104IL	270.36
-----	------------	----	----------	--------

**Stand Model**

21.1	23.9 x 17.7"	1"	ZHP202	533.49
------	--------------	----	--------	--------



# Water Heaters & Storage Tanks <sup>(20)</sup>

lochinvar.com



## Copper-Fin® Gas Fired Water Heaters

This highly efficient product combines 82% efficiency with a simple, trouble free design, resulting in unequalled water heater durability, lime scale free operation and fewer service calls. Inlet water 1½" NPT and outlet water 2" NPT on 6¼" centers. 120 VAC / 2.5 AMP. 3 year limited warranty on heat exchanger.

BTU/HR	STOCK NO	EACH
199,999	CWN201PM	5014.21
270,000	CWN270PM	5877.14
360,000	CWN360PM	6627.81
399,999	CWN399PM	6920.47
500,000	CWN500PM	10066.50

STOCK NO	BTU/HR	PSI	GPH 100°F Rise	Vent Size	Gas Conn.	Dimensions H x W x D
CWN201PM	201,000	160	193	7"	¾"	29½" x 26½" x 21½"
CWN270PM	270,000	160	268	8"	¾"	29½" x 29½" x 21½"
CWN360PM	360,000	160	358	9"	1"	29½" x 35½" x 21½"
CWN399PM	399,999	160	397	10"	1"	29½" x 44½" x 22"
CWN500PM	500,000	160	497	10"	1"	34½" x 52½" x 22"

## A.O. Smith Storage Tanks

### Standard Commercial Hot Water Storage Tanks

150 PSI, 2" foam insulated, handhole clean-out, magnesium anodes. 5 year warranty.

GALLON	PSI	SIZE	STOCK NO	EACH
120	150	62" x 29 ¾"	TJV120M	3020.85
175	150	77" x 32"	TJV200M	8601.42
200	125	83" x 36"	TJV200A	8670.41



## Laars Commercial Water Heaters <sup>(20)</sup>

laars.com



## Laars Ultra-High Efficiency Water Heater

### Commercial Natural Gas Water Heater

- Non-ASME Models
- Installed T&P Valve
- 115 Volt
- Electronic Ignition

MBH	STOCK NO	EACH
-----	----------	------

### 60 Gallon Tank

199,999 ..... UHE60T199E3N 13478.81

### 100 Gallon Tank

199,999 ..... UHE100T199E3N 18000.75

250,000 ..... UHE100T250E3N 20090.55

300,000 ..... UHE100T300E3N 21260.28

Model Number	Max. 3" PVC, ABS & CPVC	Max. 4" PVC, ABS & CPVC
UHE-60T-199	80 ft.	130 ft.
UHE-100T-199	100 ft.	150 ft.
UHE-100T-250	80 ft.	130 ft.
UHE-100T-300	60 ft.	110 ft.

### GPV 200 Series SPECIFICATIONS

Mfg #	Thermal Efficiency	Gal. Cap.	BTU Input	1st Hour @ 100°F Rise	Recovery 100°F Rise	Dimensions in Inches							
						A	B	C	D	E	F	G	H
UHE-60T-199E-3N	92.0	60	199,999	265	223	57"	28¼"	42"	13"	53½"	5"	52½"	40"
UHE-100T-199E-3N	98.5	100	199,999	309	239	77⅞"	28¼"	63"	13"	74¾"	5"	73⅞"	60"
UHE-100T-250E-3N	97.0	100	250,000	364	294	77⅞"	28¼"	63"	13"	74¾"	5"	73⅞"	60"
UHE-100T-300E-3N	92.0	100	300,000	405	335	77⅞"	28¼"	63"	13"	74¾"	5"	73⅞"	60"

## Achiever® Atmospheric Gas Series

- .58 - .64 UEF
- Eco-friendly burner, low NOx design
- 40 and 50 gallon capacities

**6-Year limited tank & parts warranty**

MODEL NO	STOCK NO	EACH
----------	----------	------

### Natural Gas

PROG40-38N RU62	PROG40N	1194.48
PROG50-38N RU60	PROG50N	1355.13
PROG40S-38N RU62 (Short)	PROG40SN	1254.96

### Propane

PROG40-36P RU62	PROG40L	1270.08
PROG50-36P RU60	PROG50L	1430.73
PROG40S-35P RU62 (Short)	PROG40SL	1330.56

Stock No	Gallon Capacity	Height	Diameter	Input BTU/H	UEF
PROG40N	40	61½"	19"	38,000	.58
PROG50N	50	61¼"	20½"	38,000	.64
PROG40SN	40	53¼"	21⅝"	38,000	.58
PROG40L	40	63¼"	19½"	36,000	.66
PROG50L	50	61¼"	20½"	36,000	.64
PROG40SL	40	53¼"	21⅝"	35,000	.58



## Achiever Plus® Heavy Duty Gas Series

- Guardian System™ & sensor
- Low emission
- No matches required
- 75 gallon capacity

**8-Year limited tank & parts warranty**

MODEL NO	STOCK NO	EACH
----------	----------	------

### Natural Gas

PRO+G75-76N RU	PROG75N	2330.37
----------------	---------	---------

### Propane

PRO+G75-76P RU	PROG75L	2405.97
----------------	---------	---------

Stock No	Gallon Capacity	Height	Diameter	Input BTU/H	UEF
PROG75N	75	64"	26¼"	75,100	.61
PROG75L	75	64"	26¼"	75,100	.61



## Achiever® Power Vent Gas Series

- Induced draft with the Guardian FVIR System
- Flexible venting options up to 100 feet
- 40 and 50 gallon tall and short capacities
- Integrated self-diagnostic system control, thermostat and gas valve
- SCAQMD rule 1121 compliant models available: 10ng/J NOx emissions

**6-Year limited tank & parts warranty**

MODEL NO	STOCK NO	EACH
----------	----------	------

### Natural Gas

PROG40-40N RU67 PV	PROG40PVN	2485.35
PROG50-42N RU67 PV	PROG50PVN	2485.35

### Propane

PROG40-36P RU67 PV	PROG40PVL	2464.56
PROG50-42P RU67 PV	PROG50PVL	2560.95

Stock No	Gallon Capacity	Height	Diameter	Input BTU/H	UEF
PROG40PVN	40	66¼"	19¼"	40,000	.69
PROG50PVN	50	65½"	21¼"	42,000	.68
PROG40PVL	40	66¼"	19¼"	36,000	.69
PROG50PVL	50	65½"	21¼"	42,000	.68



## Achiever® Heavy Duty Power Vent Gas Series

- Induced draft with the Guardian FVIR System
- Flexible venting options up to 100 feet
- 60 and 75 gallon tall and short capacities
- Integrated self-diagnostic system control, thermostat and gas valve

**8-Year limited tank & parts warranty**

MODEL NO	STOCK NO	EACH
----------	----------	------

### Natural Gas

PRO+G75-76N RU PV	PROG75PVN	3252.69
-------------------	-----------	---------

### Propane

PRO+G75-76P RU PV	PROG75PVL	3328.29
-------------------	-----------	---------

Stock No	Gallon Capacity	Height	Diameter	Input BTU/H	UEF
PROG75PVN	75	71½"	26¼"	75,100	.59
PROG75PVL	75	71½"	26¼"	75,100	.59



## Achiever® Electric Series

- .92 - .93 UEF
- Enhanced-flow brass drain valve
- 38 to 80 gallon capacities

**6-Year limited tank & parts warranty**

MODEL NO	STOCK NO	EACH
----------	----------	------

PROE40 T2 RU95	PROE40	952.56
PROE50 T2 RU95	PROE50	1071.63
PROE38 S2 RU95 (Short)	PROE38S	1109.43
PROE47 S2 RU95 (Short)	PROE47S	1451.52

Stock No	Gallon Capacity	Height	Diameter	UEF First Hour Rating	UEF
PROE40	40	60¼"	19¼"	55 GPH	.93
PROE50	50	58½"	20¼"	63 GPH	.93
PROE38S	38	31½"	23"	51 GPH	.92
PROE47S	47	32"	26¼"	54 GPH	.93



## Professional Ultra Series Hybrid Electric Water Heater

- Up to 4.0 UEF reduces operating cost
- Save up to \$480 per year in energy cost
- 4x More efficient than a standard electric tank
- Energy Star® rated
- 30 Amp without LeakGuard

**10-Year limited tank and parts warranty**

MODEL NO	STOCK NO	EACH
----------	----------	------

PROUH50 T2 RU375-30	PROUH50	3318.84
---------------------	---------	---------

Stock No	Gallon Capacity	Height	Diameter	UEF First Hour Rating	UEF
PROUH50	50	61¼"	22¼"	67 GPH	3.75



## Professional Ultra Electric with LeakGuard Water Heater

- Designed to protect you home, allow remote temperature control and alert of potential issues
- Smart water heater with built-in leak detection, auto water shutoff valve and WiFi

**10-Year limited tank and parts warranty**

MODEL NO	STOCK NO	EACH
----------	----------	------

PROUE50 T2 RU92 CS	PROUE50	1487.43
--------------------	---------	---------

Stock No	Gallon Capacity	Height	Diameter	UEF First Hour Rating	UEF
PROUE50	50	58½"	20¼"	63 GPH	.92



(21)

## Water Heater Booster

- Increase deliverable hot water up to 45%
- Compact design
- Dimensions: 8¼" H x 12⅝" W x 3⅝" D
- Digital user interface
- Adjustable activation temperature 80-130°F
- Adjustable outlet temperature 80-140°F
- Set temperature in increments of 1°F
- Easy installation on new or existing water heater
- No need for additional electrical infrastructure if installed on existing electric water heater. Additional wiring may be required for a gas tank installation.
- Field replaceable element

**5-Year heating chamber and 1-year parts limited warranty**

MODEL NO	STOCK NO	EACH
----------	----------	------

RTEX-AB7	RTEXAB7	647.30
----------	---------	--------

Stock No	KW	Volts	Max Amps	Breaker	Water Connections
RTEXAB7	7.2	240	30	1X30 AMP Double Pole	¾" NPT Fittings







## BTH Cyclone Replacement Parts <sup>(21)</sup>

### Blower Assembly

STOCK NO	EACH
<b>For 200 Series Models BTH 150-250</b>	
AO100187864	1680.75
<b>For 300 Series Models BTH 199</b>	
AO100271923	1603.80
<b>For 300 Series Models BTH 300-500</b>	
AO100271887	2462.40
<b>Gasket ONLY Burner to Blower Assembly</b>	
<b>For 300 Series Models BTH 300-500</b>	
AO100187884	56.70
<b>For Commercial Models BTH 100-250</b>	
AO100111050	1621.35



### Flame Sensor Rod

STOCK NO	EACH
<b>For Models BTH 120-250</b>	
AO9008868015	152.55
<b>For Models BTH 300-500</b>	
AO9008928015	229.50



### Spark Igniter Assembly

STOCK NO	EACH
<b>For Series 200/201, New Part #100191120</b>	
AO9009027005	194.40
<b>For 200 Series Models BTH 300-500</b>	
AO100187881	301.05
<b>For 300 Series Models BTH 120-250</b>	
AO100271888	206.55
<b>For 300 Series Models BTH 300-500</b>	
AO100271889	263.25



### Main Control Board

For Models BTH 120-250.

STOCK NO	EACH
AO100312667	321.30



### Exhaust/Condensate Elbow Assembly

3" for BTH 120-250. 4" for BTH 300-500.

SIZE	STOCK NO	EACH
3"	AO9008908005	218.70
4"	AO9008909005	174.15



### Gas Valve/Venturie Assembly

For Models BTH 120N.

STOCK NO	EACH
AO9008918005	720.90



### Gas Valve

For Models BTH 150-250N.

STOCK NO	EACH
AO9008920005	749.25



### Blocked Inlet Switch

2.3" for BTH 120, 300-500. For BTH 150-250.

SIZE	STOCK NO	EACH
2.3"	AO9008996015	93.15
N/A	AO9008860015	91.80



### Blower Provider Switch

For BTH 120. 1.0" for BTH 150-500.

SIZE	STOCK NO	EACH
N/A	AO9008861015	101.25
1.0"	AO9008904015	101.25



### Blocked Outlet Switch

2.0" For Models BTH 120-250N.

STOCK NO	EACH
AO9008905015	91.80



### Screw-In Elements

STOCK NO	EACH
<b>1500W 120V HWD Bilingual</b>	
CA02143	11.66
<b>4500W 240V HWD Bilingual</b>	
CA02343	11.69
<b>4500W 240V LWD Foldback Bilingual</b>	
CA02583	16.33
<b>4500W 240V ULWD LimeLife Foldback</b>	
CA02923	36.99



### Water Heater Apcom Thermostats

Apcom style universal Water Heater Thermostats. Energy efficient range setting adjustable from 110°F - 160°F. Built-in safety switch to help prevent the water heater from overheating.

STYLE	STOCK NO	EACH
Single Element w/HLC	CA07843	31.59



### Thermocouple Kit - 24"

Kit contains a burner access door gasket, #20 Torx-head tool, four torx-head screws, four J-style clip-on nuts and a 24" thermocouple.

STOCK NO	EACH
CA09293	9.49



### 4" Element Wrench

Zinc plated, fits all screw-in elements (1 1/2" nuts). Works with most screw drivers.

STOCK NO	EACH
CA09943	8.89



### Element Socket

Chrome plated, for easy replacement of screw-in water heater elements. Fits standard 1/2" socket drive.

STOCK NO	EACH
CA09953	22.20



### Dielectric Nipples - 3/4" NPT

The 2 1/2" dielectric nipple is designed for use in water heater inlet and outlet hook-ups. The ends are 3/4" NPT tapered pipe thread, 2 1/2" in length. Sold in a 2-pack.

STOCK NO	EACH
CA10623	10.84



### T&P Valves

3/4" NPT connection. Up to 150 PSI and/or 210°F.

DESCRIPTION	STOCK NO	EACH
4" Coated Probe	CA10473	26.97
3 5/16" Long Shank	CA10427	41.93



### Plastic Water Heater Drain Valve

Reinforced plastic 3/4" NPT thread inlet and 3/4" NH thread outlet with 2 1/2" shank. Easy grip handle.

STOCK NO	EACH
CA11523	6.59



### Collapsible Bucket

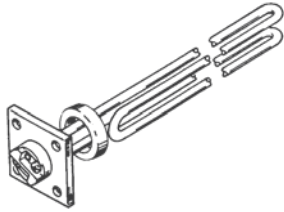
SIZE	STOCK NO	EACH
3 Gallon	CA42993	21.40



## Electric Parts

### Master-Fit® Electric Heater Flanged Elements

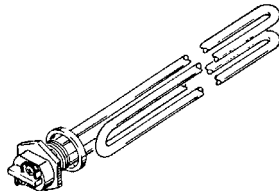
- Lowest practical watt density for size.
- For residential and light commercial use
- Zinc plated for corrosion protection
- Made with forged steel flanges for strength.
- For 2½" bolt-circle-diameter round and square flanges.



WATTAGE	VOLT	STOCK NO	EACH
4500	240	AO2361710	30.17

### Master-Fit® Electric Heater Screw-in Elements


- Lowest practical watt density for size.
- Convertible to five different flange types
- For residential and light commercial use
- Zinc plated for corrosion protection
- Made with forged steel flanges for strength.



WATTAGE	VOLT	STOCK NO	EACH
1500	120	AO9004777105	58.05
1650	120	AO9002072005	48.60
2000	120	AO9003947115	60.75
1500	240	AO9002864005	58.05
2500	240	AO9002860115	70.20
2500	277	AO9002890005	64.80
4500	240	4500WSC	37.13
6000	240	AO9003952115	58.05

### PHOENIX Electric Heater Screw-in Element

- Extreme low density element
- Resists overheating caused by scale, sludge and dry firing.



WATTAGE	VOLT	STOCK NO	EACH
4500	240	AO9003210115	75.60

### Single Throw Thermostat

Single pole, single throw, Temp. Range 110° to 150° F.

USAGE	STOCK NO	EACH
Lower	AO9004714115	35.10



### Double Throw Thermostat

Single pole, double throw, with high limit control.

USAGE	STOCK NO	EACH
Upper	AO9004428115	64.80



### Adapter Flange

2½" bolt circle; 1⅞" centers; most widely used flange design. Includes gasket.

STOCK NO	EACH
AO9004704115	44.55



### Heat Trap Fittings

(2) ¾" x 3" PEXshield

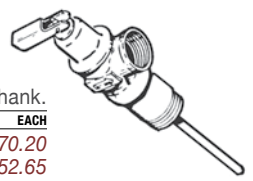
STOCK NO	EACH
AO9000415015	24.30



### Temperature and Pressure Relief Valve

¾", 150 PSI, 210 F, 105,000 CSA, Extended Shank.

SIZE	STOCK NO	EACH
2"	AO9003741005	70.20
3"	AO100108779	52.65



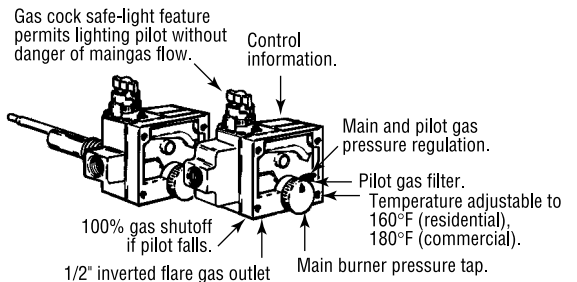
### Inlet Tube

Drop-In Dip Tube, 36" Long

STOCK NO	EACH
AO9004938005	31.05



## Gas Parts



### Gas Water Heater Controls

Residential — 160°F. Maximum Setting

#### IMPORTANT:

To select proper gas valve, determine the date of manufacture of water heater according to the serial number. The following examples of water heater serial numbers show how the month and year of manufacture are determined:

**850 - J - 77 - 12345**

Month\* Year  
(Sept.) (1977)

**AL83 - 12345 - 900**

Plant of Mfg. Month\* Year  
(Nov.) (1981)

**914 - A - C - 83 - 06658**

Plant of Mfg. Month\* Year  
(March) (1983)

**NO5 - M - M - 84 - 12229**

Plant of Mfg. Month\* Year  
(Dec.) (1984)

#### \*Letter code for month designation:

A - January	D - April	G - July	K - October
B - February	E - May	H - August	L - November
C - March	F - June	J - September	M - December

TYPE	STOCK NO	EACH
------	----------	------

<b>1¼" Shank</b>		
Natural	AO9004703105	337.50
L.P.	AO23808	444.15
*L.P.	AO9003408005	533.25

<b>2½" Shank</b>		
Natural	AO9004353105	328.05

\*L.P. Control with Left Hand Threads, for heaters manufactured after 1-1-93

## Temperature and Pressure Relief Valves

4" Probe - 105,000 BTU's @ 150 PSI

SIZE	PRES	STOCK NO	EACH
3/4"	150#	WA34100XL150	47.94



## A.S.M.E. Rated Self-Closing Temperature and Pressure Relief Valves

Temperature Relief 210°F.

STD. SETTING LBS.	STEAM RATING M.B.H.	SIZE	STOCK NO	PRICE
150	450	1"	WA140L150	996.19
150	180	3/4"	WA3440L150	606.93

With Short Thermostat

150	450	1"	WA140L150	996.19
150	180	3/4"	WA3440L150	606.93

## Series 174A A.S.M.E. Water Pressure Safety Relief Valves



Bronze body safety relief valves for pressure protection only of all types of hot water heating boiler equipment. Pressure range 30 to 150 lbs. with corresponding high BTU/Hr. ratings from 650,000 to 14,370,000 BTU/Hr. Female inlet and outlet connections.

SIZE	LBS.	M.B.T.U.	STOCK NO	EACH
3/4"	30	650	WA34174A30	241.70
3/4"	125	2070	WA34174A125	425.22
1"	30	1005	WA1174A30	402.62
1"	100	2635	WA1174A100	1103.19
1"	125	3215	WA1174A125	905.12
1 1/4"	30	1682	WA114174A30	695.26
1 1/4"	100	4399	WA114174A100	1745.35
1 1/4"	125	5370	WA114174A125	1433.78
2"	30	3815	WA2174A30	1060.20

## Cash Acme VR20 Vacuum Relief Valves

Lead free • CSA Certified • ANSI Z21.22

SIZE	STOCK NO	EACH
1/2"	.22397LF	25.27
3/4"	.22398LF	26.35



## Apollo Pressure Relief Valve

150 PSI

SIZE	STOCK NO	EACH
3/4"	AP1740204	54.83



## (02) Dielectric Insulation Kit for 150# Flanges

SIZE	STOCK NO	PRICE
2 1/2"	212INKI	102.11
3"	3INKI	105.34
4"	4INKI	188.45
6"	6INKI	245.57

## FVMX Commercial T&P Relief Valves

Temperature Relief 210°F.

Standard factory pressure relief setting of 150 psi

IN/OUT SIZE	PROBE SIZE	ASME RATING MBTU/HR (150 PSIG)	STOCK NO	PRICE
3/4"	5"	1912	232550150	146.23
1"	5"	2155	232760150	186.62
<b>Long Shank</b>				
3/4"	5"	1912	206820150	156.38
1"	6"	2155	200590150	194.40



## IWTG

Hose Connection Gauge used to test water supply pressures within a distribution system. 0 to 200 PSI Scale. 3/4" H.T. Hose connection.

SIZE	STOCK NO	EACH
2 1/2" Dial	IWTG	68.09



## Square Commercial Water Heater Pan

16 ga. Galvanized

SIZE	STOCK NO	EACH
20" x 4" deep	20WAHEPA	320.22



## Model FX Dielectric Union

F.I.P. to Solder

SIZE	STOCK NO	EACH
<b>ASSE 1079 MN Code Approved</b>		
3/4" x 1/2"	12X34FXDIU	30.50
1/2"	12FXDIU	36.59
3/4"	34FXDIU	36.59
1"	1FXDIU	78.17
1 1/4"	114FXDIU	128.44
1 1/2"	112FXDIU	184.75
2"	2FXDIU	260.02
<b>Gasket for FX Union</b>		
1/2"	12FXGA	4.39
3/4"	34FXGA	4.43



## Lead Free Model HAB Dielectric Union

F.I.P. to F.I.P. With No. 1 Gasket

SIZE	STOCK NO	EACH
<b>NOT MN Code Approved</b>		
1/2"	12HABDIU	47.12
3/4"	34HABDIU	47.01
1"	1HABDIU	61.84
1 1/4"	114HABDIU	96.74
1 1/2"	112HABDIU	132.37
2"	2HABDIU	202.74



## Model FB Dielectric Union

M.I.P. to Solder

SIZE	STOCK NO	EACH
<b>NOT MN Code Approved</b>		
3/4"	34FBDIU	43.63



## Model GX Dielectric Flange Union

F.I.P. to Solder

SIZE	STOCK NO	EACH
2 1/2"	212GXDIU	543.17
3"	3GXDIU	743.19
4"	4GXDIU	1964.30



## Round Water Heater Pan

SIZE	STOCK NO	EACH
<b>Plastic • 2.63" deep</b>		
24" Diameter	CA11360	12.56
<b>Aluminum • 3" deep</b>		
24" Diameter	CA20833	29.87
26" Diameter	CA20813	35.14



## Square Water Heater Pans

Zinc plated steel construction

SIZE	STOCK NO	EACH
24" x 4" deep	CA20922	65.43
30" x 6.25" deep	CA20932	89.86





# Water Heater Accessories (18)

siouxchief.com

## Hydra-Rester® Water Hammer Arrestor

Designed to keep surge pressure to 150 PSIG or below. Can be installed at any angle. Dual O-ring, PP piston. Approved for installation with no access panel.

CONN. SIZE	OVERALL LENGTH	AIR PRELOAD P.S.I.	STOCK NO	EACH
1/2"	6 1/2"	25	12PP	22.04
3/4"	8 3/4"	25	34PP	26.03
1"	11"	30	1PP	65.87
1"	10 1/8"	30	114PP	96.91
1"	12 5/8"	30	112PP	114.80
1"	15 1/8"	30	2PP	172.35

Stock No.	Conn. Size	Unit Size	Dimensions		Fixture Unit Cap.	Cubic Inch Vol.
			Length	Width		
12PP	1/2"	A	6 1/2"	1 3/8"	1-11	5
34PP	3/4"	B	8 3/4"	1 3/8"	12-32	7
1PP	1"	C	11"	1 3/8"	33-60	11
114PP	1"	D	10 1/8"	2 1/8"	61-113	20
112PP	1"	E	12 5/8"	2 1/8"	114-154	29
2PP	1"	F	15 1/8"	2 1/8"	155-330	36

## Quiet Pipes Water Hammer Arrestors

- Provides a permanent and affordable solution to water hammer
- Approved for sealed wall installations with no access panel required

STOCK NO	EACH
1/2" Male Sweat Connection OA34498	17.35
Laundry 3/4" FSWH x 3/4" MH	
STOCK NO	EACH
OA38600	22.04

## Rough-In ready™ Preformed Copper Tube Water Heater Connector

- Full-Slip 3/4" fitting.
- Brass FIP swivel nut includes EPDM gasket.

STOCK NO	EACH
Full-Slip Connector SC633312	19.37
Full-Slip Connector with Valve SC633312FP	57.74

## Oatey QUIET PIPES® Hammer Arrestors

Quiet Pipes use a piston design to help absorb the water shock in the system to prevent banging within the pipeline

DESCRIPTION	STOCK NO	EACH
A, 1/2" F1807 PEX	OA34482	24.19
B, 3/4" F1807 PEX	OA34493	28.19
C, 1" F1807 PEX	OA34494	63.95
A, 1/2" F1960 PEX	OA34476	26.66
B, 3/4" F1960 PEX	OA34495	36.28
C, 1" F1960 PEX	OA34496	77.39

## 26A Watts Water Pressure Regulator

For beverage dispensing equipment, paint spraying, drinking fountains, and range set at 10 psi. Initial pressures up to 300 lbs.

SIZE	STOCK NO	EACH
3/8"	WA3826A	423.17

## (21) Product Preservers™ Powered Anode System

- Quickly adjusts to the local water conditions.
- Built-in LED fault light and audible alarm.
- Standard 120 volt wall outlet.
- Eliminates smelly water caused by sulfate.
- Protects for years; no maintenance required.
- Great for softened water applications.

LENGTH	STOCK NO	EACH
19.96"	AO100305721	324.00

## (21) Flexible Aluminum Anode Rod

3/4" MIP, 1-1/16" Hex Head, Aluminum

DIA.	LENGTH	STOCK NO	EACH
.75"	33-48"	AO9005742105	144.45

## (21) Zinc Aluminum KA-90 Anode Rod

3/4" MIP, 1-1/16" Hex Head, Zinc/Aluminum

DIA.	LENGTH	STOCK NO	EACH
.75"	42"	AO9001453005	106.65

## (21) Water Heater Drain Valve

STOCK NO	EACH
AO9000679015	28.35

## Side Mount Runoff Tube

### Wisconsin CODE

Can be cut to desired length. Gasket included.

STOCK NO	EACH
CA10862	6.57

## Quite Pipes AA Hammer Arrestors Tees

Installs either between stub out and supply stop, or between supply stop and supply tube for faucets, dishwashers, toilets or ice makers.

COMP.	STOCK NO	EACH
1/4" x 1/4" Female	OA34475	29.49
3/8" x 3/8" Female	OA34465	29.49

watts.com

## Watts Water Tempering Valves

With replaceable thermostat Temperature Range 120° to 160° Fah.

For mechanical use only; NOT for water directly contacting human skin.

SIZE	STOCK NO	EACH
3/4"	WA34C70A	410.01

### Sweat Connections

3/4"	WA3470AT	474.74
------	----------	--------

### I.P.S. Connections

3/4"	WA3470AT	474.74
------	----------	--------

NOTE: See page 358 for other mixing valves.

## (31) Cash Acme Thermostatic Mixing Valve Kit

- HeatGuard® Tank Booster
- 140° F Storage Temperature
- Meets ASSE 1017 & 1070 standards.

STOCK NO	EACH
MIX02020LF	222.95



## (02) Quick Stand Suspended Platform Galvanized Steel Ceiling Mount

STOCK NO	EACH
24" x 24" x 4" • 1/4" Steel Drain Fitting Load Rating; up to 20 Gal. 300 lbs. HO30SWHPM	350.74
21 1/4" x 21 1/4" x 2 1/2" • 1" PVC Drain Fitting Load Rating; up to 20 Gal. 375 lbs. HO40SWHPW	424.93

## (02) Quick Stand 30"

### Galvanized Steel Floor Mount

30" x 30" x 16" • Assembly Required.  
Load Rating; up to 100 Gal. 1200 lbs.

STOCK NO	EACH
HO40S30U	256.31

SUGGESTED RETAIL PRICING  
4/24

GOODIN COMPANY  
www.goodinco.com

517

## Cygna Series

- Demand Competitor Control Series
- Two tank or cabinet models
- Poly Wound Mineral Tank
- Stainless Steel Bypass Included
- Safety Float Assembly

**5 year GVEX Warranty**

## Metered Regeneration

STOCK NO EACH

### Two-Tank Model

YD24B .....	944.57
YD241B (Wisc.) .....	944.57
YD32B .....	1013.46
YD321B (Wisc.) .....	1013.46

### Cabinet Model

YCD24B .....	983.86
YCD32B .....	1062.44
YCD321B (Wisc.) .....	1062.44

Specifications	Two-Tank Models		Cabinet Models	
	YD24+1B	YD32+1B	YCD24	YCD32+1B
Grain capacity	24,000	32,000	24,000	32,000
Lbs. salt / regeneration	12	15	12	15
Max. Raw Water Hardness (grains)	50	75	50	75
Max. Clear Iron/Magn. (ppm)	3	5	3	5
Cation Exchange Resin (cu ft)	.75	1.00	.75	1.00
Mineral Tank (polyglass)	8"x44"	9"x48"	8"x35"	10"x35"
Brine Tank (polyethylene)	18"x33"	18"x33"	11"x11"	11"x11"
Service Flow Rate (gpm)	8	10	8	10
Back Wash Flowrate (gpm)	1.5	2.0	1.5	2.0
Space Required (DxWxH)	18"x26"x51"	18"x26"x51"	18"x26"x51"	18"x27"x55"
Approx. shipping weight (lbs)	88	100	88	100

## Standard Two Tank Series

- Eliminates Hardness (Calcium & Magnesium)
- Reduces Iron / Manganese Stains and taste
- Isobar III Control Valve System
- Legacy View Bluetooth Enabled
- Adjustable Cycle Times
- 9 Volt Battery Back-Up
- Two valve bypass with 1" MNPT
- High Flow 1" distributor
- High Capacity Exchange Resin

**7 Year GVEX Warranty**

## Metered Regeneration

STOCK NO EACH

### Two-Tank Model

DS243 .....	1241.05
DS323 .....	1329.35
DS483 .....	1448.50

### Cabinet Model

CD243 .....	1209.60
CD323 .....	1279.15

Specifications	Cabinet Models		Two-Tank Models		
	CD24-3	CD32-3	DS24-3	DS32-3	DS48-3
Grain capacity	24,000	32,000	24,000	32,000	48,000
Lbs salt / regeneration	12	15	12	15	24
Max. Raw Water Hardness (grains)	50	75	50	75	100
Max. Clear Iron/Magn. (ppm)	3	5	3	5	5
Cation Exchange Resin (cu ft)	.75	1.0	.75	1.0	1.5
Mineral Tank (polyglass)	9"x35"	9"x35"	8"x44"	9"x48"	10"x54"
Brine Tank (polyethylene)	N/A	N/A	16"x33"	16"x33"	16"x33"
Service Flow Rate (gpm)	8	11	8	10	11
Back Wash Flowrate (gpm)	2.0	2.0	2.0	2.4	3.0
Space Required (DxWxH)	14"x23"x45"	14"x23"x45"	16"x26"x53"	16"x27"x56"	16"x28"x62"
Approx. shipping weight (lbs)	88	100	88	100	133

## High Capacity Series

- Eliminates Hardness (Calcium & Magnesium)
- Reduces Iron / Manganese Stains and taste
- Isobar III Control Valve System
- Legacy View Bluetooth Enabled
- 9 Volt Battery Back-Up
- Slide Cover
- Rain Tight Cover Seal
- Two valve bypass with 1" MNPT
- High Flow 1" distributor
- High Capacity Exchange Resin
- Empress Vortech Distributor

**7 Year GVEX Warranty**

## Metered Regeneration

STOCK NO EACH

### Two-Tank Model

HD333 .....	1481.16
HD513 .....	1612.40

### Cabinet Model

CHD333 .....	1481.16
--------------	---------

Specifications	HD33-3	HD51-3
Grain capacity (per tank)	35,000	52,500
Lbs. salt / regeneration	15	24
Underbed "D" Gravel Required (pounds)	20	20
Max. Raw Water Hardness (grains)	75	100
Max. Clear Iron/Magn. (ppm)	5	10
Cation Exchange Resin (cu ft)	1.0	1.5
Mineral Tank (polyglass)	9"x48"	10"x54"
Brine Tank (polyethylene)	16"x33"	16"x33"
Service Flow Rate (gpm)	10	11
Back Wash Flowrate (gpm)	1.2	1.5
Pressure Drop @ Rated Service Flow	10 psig	
Working Pressure	125 psig Max./20 psig Min.	
Operating Temp.	120° F Max./33° F Min.	
Space Required (DxWxH)	16"x27"x56"	16"x28"x56"
Approx. shipping weight (lbs)	130	163

## WS Duplex Softener Series

- Solid state microprocessor
- Front panel display
- Four methods to initiate regeneration
- Optional double backwash feature
- Adjustable cycle times with 6-cycle control
- Coin Cell Lithium battery back-up
- Downflow regeneration
- 12-volt output DC Adapter
- Soft water post fill and regeneration cycles
- 16 X 33 Standard Brine Tank

STOCK NO EACH

IT64VWS .....	2110.15
---------------	---------

Twin Demand Specifications	Isobar Twin Models
IT64V-WS	
Grain capacity (per tank)	32,000
Max. Raw Water Hardness (grains)	75
Max. Clear Iron/Magn. (ppm)	5
Exchange Resin (cu ft)	1
Mineral Tank (polyglass)	9"x48"
Brine Tank (polyethylene)	16"x33"
Service Flow Rate (gpm)	10
Back Wash Flowrate (gpm)	2
Space Required (DxWxH)	16"x34"x56"
Approx. shipping weight (lbs)	169

## Modular Replacement Valves

FOR SERIES STOCK NO EACH

### Metered Valves • LESS Bypass • Fits Stainless Steel Bypass

Cygna .....	WS20563H501LB	443.96
Centurion .....	WS20944C107LB	529.86
Isobar RS1 (New Style Cabinet) ...	WS20016X541LB	693.16
<b>Metered Valves • LESS Bypass • Fits NEW 1" Noryl Bypass</b>		
Isobar III .....	WS22943C143LB	654.89
Centuri Iron III .....	WS22944C107LB	610.66



## City Soft Series

- Reduces hardness (Calcium & Magnesium)
- Reduces Chlorine and Chloramine taste and odor
- Isobar III Control Valve
- Legacy View Bluetooth Enabled
- Adjustable Cycle Times
- 9 Volt Battery Backup
- Two valve bypass with 1" MNPT
- High Flow 1" distributor
- Mid-Vortech Standard
- 7 Year GVEX Warranty

### Metered Regeneration

STOCK NO	EACH
DSC323	1765.41

Twin Demand Specifications	DSC32-3
Grain capacity (per tank)	27,000
Lbs. salt / regeneration	9
Max. Raw Water Hardness (grains)	75
Max. Raw Water Iron (ppm)	5
Activated Carbon Media (cu ft)	.5
Mineral Tank (polyglass)	10"x54"
Gallons Used/Backwash	81
Service Flow Rate (gpm)	5
Back Wash Flowrate (gpm)	2.4
Space Required (DxWxH)	16"x28"x62"
Approx. shipping weight (lbs)	130



## Tannin/Hardness Treatment System

- Reduces Hardness (Calcium & Magnesium)
- Reduces Tannin stains, taste & odor
- Isobar III Control Valve System
- Legacy View Bluetooth Enabled
- 9 Volt Battery Back-Up
- Two valve bypass with 1" MNPT
- High Flow 1" distributor
- Vortech Standard
- 7 Year GVEX Warranty

STOCK NO	EACH
DST323	1743.03
DST643	2401.06

Nitrate & Tannin Specifications	DST32-3	DST64-3
Grain capacity	24,000	48,000
Salt Used Reg. (lbs)	12	24
Exchange Resin (cu.ft.)	.75	1.5
Tannin Resin (cu.ft.)	.25	.50
Mineral Tank	9"x48"	12"x52"
Brine Tank	16"x 33"	16"x 33"
Service Flow (gpm)	10	12
Backwash Rate (gpm)	1.3	2.0
Approx. Shipping Wt.	100	164



**3/4" to 1" Adapters for Isobar III Units on page 520**



## SharkBite Push-Fit Flexible Hoses

### 24" Water Softener Hose

SIZE	STOCK NO	EACH
3/4" x 1" FIP	34124SBWSC	31.19



## Centuri Iron/Sulfur Filter Series

- Isobar III Control Valve System
- Legacy View Bluetooth Enabled
- 9 Volt Battery Back-Up
- Two valve bypass with 1" MNPT
- High Flow 1" distributor
- Empress Vortech Distributor
- Smart Blend™ reduces iron, manganese & sulfur
- Single Tank Aeration can be used with any type of well pump and system

### 7 Year GVEX Warranty

STOCK NO	EACH
CF103	1364.69
CF133	1730.70

Iron/Sulfur Treatment	CF10-3	CF13-3
Filter Media capacity	1.5	2.5
Mineral Tank	10"x54"	13"x54"
Service Flow (gpm)	5	8
Backwash Rate (gpm)	5.0	7.0
Gallons Used/Backwash	106	146
Approx. Shipping Wt.	145	221



## Sidewindr Single Tank Aeration Filter

- Air is injected into the top of the tank converting ferrous iron to ferric iron after untreated water has passed through the control valve preventing the control valve from fouling with iron
- Isobar III Control Valve System
- Legacy View Bluetooth Enabled
- Air draw cycle can be initiated without a backwash cycle
- Two valve bypass with 1" MNPT
- High Flow 1" distributor
- 9 volt battery Back-up
- 7 Year GVEX Warranty

STOCK NO	EACH
SW103	1820.98
SW133	2186.30

**Replacement Valve Head, LESS Bypass**  
WS22015X541 ..... 726.33

Sidewindr Specifications	SW10-3	SW13-3
Filtration capacity	1.5 cu. ft.	2.5 cu. ft.
Continuous Flow Rate	5 gpm	8 gpm
Intermittent Flow Rate	7 gpm	10 gpm
Mineral Tank	10"x54"	13"x54"
Space Required	10"x21"x61"	13"x24"x61"
Backwash Flow (gpm)	5.0	7.0
Gallons Used	106	146
Approx. Shipping Wt.	160	254



## OxyClean for Sidewindr

Injects a peroxide or chlorine solution only during backwash.

### Tank Size - 5 Gallons

STOCK NO	EACH
OXY08NP	100.36



## G-Series Whole House/Neutralizer Media Filter

- 1" FNPT Stainless Steel Bypass
- Isobar III Control Valve System
- Legacy View Bluetooth Enabled (Pg. 520)
- 9 Volt Battery Back-Up
- Slide Cover
- Rain Tight Cover Seal
- High Backwash Capacity
- No Chemical Regenerants Needed
- Empress Vortech Distributor Plate
- Port Fill
- 7 Year GVEX Warranty

STOCK NO	EACH
G9ND3	1201.74



## Chemicals for Softeners and Water Heaters

(00)

### Iron Out

DESCRIPTION	STOCK NO	EACH
1 1/8 lb. box. ....	118IROU	8.51



### Resin Cleaner

DESCRIPTION	STOCK NO	EACH
1/2 Gallon. ....	WSRK64	79.95
Gallon. ....	T60024	105.46

### Res-Up Feeder Kit For Hi-Capacity

STOCK NO	EACH
WSRK15. ....	26.37

### Softener Exchange Resin

STOCK NO	EACH
WSSR100. ....	199.87

### 1 Cube Neutralizer

STOCK NO	EACH
NE100. ....	94.03



## ISO II to ISO III Bypass Kit

### NPT Elbow Set

SIZE	STOCK NO	EACH
1". ....	WS20017X284	15.14



### D-15 Bypass Valve

STOCK NO	EACH
WS20017X283. ....	48.44



## Water Softener Products

### Drain Hose Connection

DESCRIPTION	STOCK NO	EACH
3/8" O.D. ....	07158	10.76



### Iron, Hardness & PH Tester

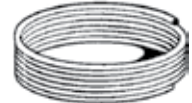
STOCK NO	EACH
WS2401. ....	144.59



(18)

### Drain & Overflow Line

DESCRIPTION	STOCK NO	EACH
1/2 I.D. x 100'. ....	12IDCLTU	35.56



### Stainless Steel Bypass

Single-Lever Stainless Steel Bypass with female threaded connection.

SIZE	STOCK NO	EACH
3/4". ....	WS20561X270	70.65
1". ....	WS20561X283	70.65



### Shark Skin Jacket

For WaterSoft Water Softeners

SIZE	STOCK NO	PER FOOT
8" x 44". ....	WSSK8J	51.88
9" x 48". ....	WSSK9J	52.73
10" x 54". ....	WSSK10J	55.28



### Ozone Complete

For use with Sidewindr Tank Only

STOCK NO	EACH
OXY03. ....	554.53



### Low-Salt Sensor

Wireless

STOCK NO	EACH
WSR2014. ....	86.75



### Circuit Board, Harness & Motor

For RS1 Softener

STOCK NO	EACH
WS20016X102. ....	277.26

### Male Adapter Set

Adjusts 1" to 3/4" for ISOBAR III units

SIZE	STOCK NO	EACH
3/4". ....	WS20017X307	15.13



# AO Smith Residential Water Conditioners <sup>(18)</sup>

## AOW-S400 & S500 Residential Water Treatment Softening

Designed for durability – protect your home from hard water. Reduce scale buildup, eliminate water spots and stains, extend the life of your appliances and preserve the colors in your favourite fabrics.

- Designed, engineered and built to last: patented, slim, single-unit design with bypass valve
- No sediment filter changes – ever: safe time and money with the self-cleaning sediment filter
- Power loss protection: backup battery safes your settings in case of a power loss
- Fast and quiet regeneration: recharges softening media quickly so you don't experience downtime
- Modify settings with touch screen: 2,7" monochrome touchscreen controller
- Peace of mind with warranty

STOCK NO	EACH
AOS400	776.08
<b>With Wifi (AOS500 Only)</b>	
AOS500	1054.62

\$400 & \$500 Specifications	AOS400	AOS500
Grain capacity (per tank)	34,800	49,800
Flow Rate	7 GPM	7 GPM
Min Pressure	20 psi	20 psi
Max Pressure	120 psi	120 psi
Min Temperature	40° F	40° F
Max Temperature	120° F	120° F
Inlet/Outlet	1" MIP	1" MIP
Certifications	Standard 44	Standard 44
Certifier	NSF/ANSI	NSF/ANSI
Max Iron Rating	10 ppm	10 ppm
Space Required (WxH)	28.8" x 32"	28.8" x 39.5"
Warranty: 1 year complete unit, 3 year on electronics, 6 year on valve, 12 year on media tank and cabinet		



# Water Filtration Products <sup>(45)</sup>

## Whole House Dirt/Rust Filters



### AP217

- Dirt/rust/taste/odor
- Threaded connector
- Fits model AP200

QTY.	STOCK NO	EACH
2	AP217PK	156.32



### AP517

- Dirt/Rust/Taste/Order and Scale Stopper
- Replacement Cartridge for AP510

STOCK NO	EACH
AP517	150.72

# Water Filtration Products (18c)

## AP5527

- Replacement cartridges for APRO5500
- Sold in set of two.

STOCK NO	PAIR
AP5527	194.34



## PS5 Replacement Cartridge (45)

### R.O. Membrane

For PS5 Series.

STOCK NO	EACH
WCN1104592	212.63

### Line Carbon Filter

For PS5 Series.

STOCK NO	EACH
WCN1104803	59.06

## Reverse Osmosis Systems



(45)

### TFC Reverse Osmosis

3-stage, NSF Certified. Fits under sink. 50 Gallons/day. Input requirements:

- 40 - 125 psi water pressure
- 40 - 110° water temperature
- 4 - 11 pH

STOCK NO	EACH
----------	------

**Compact Drinking Water Appliance**  
WSTFC3..... 443.62

**Stage 1 - Prefilter Replacement**  
Removes sediment and chlorine  
WSPREGAC..... 28.07

**Stage 2 - Membrane Replacement**  
For dissolved solids and impurities  
WSMMTFC..... 90.15

**Stage 3 - Postfilter Replacement**  
Reduces tastes and odors  
WSPSTGAC..... 21.26

### Booster Pump

For Reverse Osmosis Systems

STOCK NO	EACH
WSBP3	280.67



(08)

### Reverse Osmosis Poly Tubing

100' Rolls

SIZE & COLOR	STOCK NO	EACH
1/4" O.D. Red	57005X003	49.99
3/8" O.D. Clear/Frosted	57005X002	79.52



### Reverse Osmosis Poly Tubing

Cut to Measure

SIZE & COLOR	STOCK NO	PER FOOT
1/4" O.D. Blue	WSRO100C	.37

### PEX Coupling

DESCRIPTION	STOCK NO	EACH
3/4" MPT x 3/4" PEX	ST34PRMAADWS	7.02
1" MPT x 3/4" PEX	ST1PRMAADWS	12.05

## Drinking Water System



(18c)

### AP-DW8090

- Replacement cartridges for AP-DWS1000
- Sold in set of (2).

STOCK NO	PAIR
APDW8090	247.38

(18)

### Drinking Water Faucet

Bar and sink faucet with unbreakable plastic handle—press down for easy flow, lift for continuous flow. 1/2" minimum, 1 7/8" maximum hole required.

STOCK NO	EACH
DWF	48.48



## Giant Filter Housing Kit

- Max Pressure Rating: 125 PSI
- Temperature Rating: 39-100°F
- Filter head comes with pressure relief button on inlet side
- Mounting bosses molded in head for installation with mounting bracket
- Housing kit comes complete with filter housing, 1 O-ring installed plus 1 replacement O-ring, mounting bracket & hardware, and bowl wrench



### Industry standard cartridges (not included)

INLET/OUTLET	BOWL LENGTH	STOCK NO	EACH
1" NPT	10" Blue	14FHKGB1010	101.95
1 1/2" NPT	10" Blue	14FHKGB1015	112.04
1 1/2" NPT	20" Blue	14FHKGB2015	143.64

## Giant Spun Polypropylene Cartridge

Reduce sediment, dirt, rust and particles. 100% melt-blown micron-denier polypropylene fiber.

### Fits Giant Filter Housing Kits

SIZE	STOCK NO	EACH
10" (5 Micron Rating)	14GSP105	13.32



## Valve in Head Housing Kit

- Max Pressure Rating: 100 PSI
- Temperature Rating: 40-100°F
- Lid features a buttress thread design for superior sealing
- Built in three way valve in head
- Includes mounting bracket & screws, housing wrench



### Accepts 10" Filter Cartridges (not included)

INLET/OUTLET	BOWL LENGTH	STOCK NO	EACH
3/4" FPT	10" White	PWHIB34WVIH	124.69

## PWMB10M5

Reduce sediment, dirt, rust and particles  
Fits 10" Valve in Head Housings

DESCRIPTION	STOCK NO	EACH
Nom. 5 micron	PWMB10M5	13.15



## PWGAC10

Removes chlorine odor and taste from water.

### Fits 10" Valve in Head Housings

STOCK NO	EACH
PWGAC10	26.65



## PWOR

### O-Rings

HOUSING	STOCK NO	EACH
Valve in Head	PWORSTDHSG	7.56
Full Flow	PWORFFHSG	9.88

## Full Flow

1 1/2" Pipe Size  
\*Filter, Wrench, & Bracket Not Included  
(See PWMB10FFM5 - 10" Filter)  
(See PWMB20FFM5 - 20" Filter)  
(See PWWRRFFHSG - Wrench)  
(See PWMBFF1 - Bracket)  
Sump Blue, Cap Black PR



HOUSING	STOCK NO	EACH
20"	PWHP20FF15PBR	196.07

## PWMB10FF

Reduce sediment, dirt, rust and particles. Food grade for use with beverages, food, and potable water.  
Fits Full Flow Housings

SIZE	STOCK NO	EACH
10"	PWMB10FFM5	41.12
20"	PWMB20FFM5	64.80



## PWCB10FFP

Top-of-the-line coconut shell Carbon Block filter cartridge for chlorine taste, odor and sediment reduction  
Fits Full Flow Housings

STOCK NO	EACH
PWCB10FFP	123.36



## PWDWUFKC3

### Kwik-Change™ Ultra Filtration Membrane Water Filtration System

- Equipped with long reach faucet for easy fill
  - Kwik-Change™ cartridges are the fastest changeable cartridges on the market (30-second filter changeout process)
  - Connect/disconnect cartridges with 1/4-turn
  - Installs under sink or in limited space
  - Double Seal O-ring cartridges
  - No storage tank needed
  - Requires only normal line pressure to operate
  - Dispenses a continuous supply of water
  - Requires minimal maintenance
- 10" W x 15" H x 4" D - 2000 Gallon Capacity



FAUCET FINISH	STOCK NO	EACH
Nickel	PWDWUFKC3	504.63

### \*Replacement Filter Kit

STOCK NO	EACH
PWFPKUCF	185.54

## PWDWHCUC1

### Single Stage High Capacity Carbon Filtration System

- Reduces Parasitic Cyst, Sediment, Chlorine Taste and Odors for all the cold water to your faucet
  - High Flow 0.5 micron Carbon Block
  - 1 year (10,000 gallon) filtration capacity
  - Easy Installation 3/8" Quick Connect
  - Includes all parts and tubing
- 5" W x 14.25" H x 3.5" D - 1.6 gpm



STOCK NO	EACH
PWDWHCUC1	328.29

### \*Replacement Filter Cartridge

STOCK NO	EACH
PWCBHCUC1	180.28

## PWIL Ice Maker Filter

Reduces bad taste/odor, and scale Calcite to balance pH and KDF for inhibiting bacterial growth  
1/4" FNPT Connections, .75 gpm

STOCK NO	EACH
PWILGACPH10	43.42



## PWMB Brackets

Mounting Bracket for Single Housings  
Includes housing mounting screws

HOUSING	STOCK NO	EACH
Valve in Head	PWMBSTD1	18.09
Full Flow	PWMBFF1	36.50



## PWWR

Filter housing wrenches

HOUSING	STOCK NO	EACH
Valve in Head	PWWRSTDHSG	17.44
Full Flow	PWWRFFHSG	19.09





# Water Filtration Products

johnquest.com

## John Guest <sup>(18)</sup>

### Speedfit® Poly Push-In Coupling



SIZE	STOCK NO	EACH
1/4" x 1/4"	14PPC	3.07
3/8" x 3/8"	38PPC	4.15
3/8" x 1/4"	38X14PPC	4.24

### Speedfit® Poly Push-In Tee



SIZE	STOCK NO	EACH
1/4" x 1/4" x 1/4"	14PPT	4.42
3/8" x 3/8" x 3/8"	38PPT	5.39
3/8" x 3/8" x 1/4"	38X14PPT	5.69

### Speedfit® Poly Push-In 90° Male Elbow



SIZE	STOCK NO	EACH
1/4" x 1/4"	14PPFML	3.57
3/8" x 1/4"	3814PPFML	4.68

### Speedfit® Poly Male Adapter



SIZE	STOCK NO	EACH
1/4" x 1/4"	14PPMA	2.27
3/8" x 1/2"	PI011224S	6.52

### Speedfit® Poly Angle Stop Adapter



SIZE	STOCK NO	EACH
3/8" x 3/8" x 1/4"	ASVPP1	21.22
3/8" x 3/8" x 3/8"	ASVPP2	22.01

### Speedfit® Poly Angle Stop Adapter



SIZE	STOCK NO	EACH
1/2" x 3/8" x 1/4"	ASVPP5LF	34.43
1/2" x 3/8" x 3/8"	ASVPP6LF	36.36

### Speedfit® Straight Valve



SIZE	STOCK NO	EACH
1/4" OD	14SFSTV	9.98
3/8" OD	38SFSTV	10.55

### Speedfit® Poly Push-In Reducing Coupling



SIZE	STOCK NO	EACH
1" x 3/4"	PEI203628	13.03

### Speedfit® Poly Push-In Stem Elbow



SIZE	STOCK NO	EACH
3/4" x 3/4"	PEI222828	7.83

### Speedfit® Female Elbow Connector



SIZE	STOCK NO	EACH
3/4" x 1/4"	PSEI63283AEL	29.06

See page 1111  
for larger Speedfit sizes

## Rusco Sediment Filters <sup>(02)</sup>

rusco.com

### SPIN-DOWN™ Sediment Trapper Filters

- Unique element design traps sediment in lower reservoir of clear cover.
- Clear bowl easily removed for total cleaning (No tools required).
- Flow capacity for entire system.
- Sediment is visible through the clear cover indicating when the filter needs cleaning.
- No down time.
- Centrifuge Spin-Down type sediment separation.
- Reusable polyester and stainless steel filter screen available in many mesh sizes from very fine to very coarse.

MODEL	MESH	STOCK NO	EACH
<b>1" With Valve (1-20 GPM)</b>			
1-100ST	100 Mesh	1100STF	89.75
<b>1 1/2" With Valve (10-50 GPM)</b>			
1 1/2-100ST	100 Mesh	112100STF	112.43

### Replacement Screens

STOCK NO	FS1100ST	FS112100ST
Size	1"	1 1/2"
Mesh	100	100
Microns	152	152
Opening	.006"	.006"

STOCK NO	PRICE
FS1100ST	21.36
FS112100ST	51.67

### Accessories

DESCRIPTION	STOCK NO	PRICE
1" Female fitting adapter	1SA	3.95



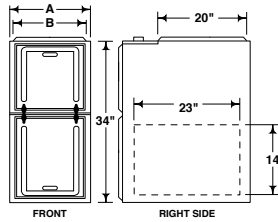
# Ruud High Efficiency Gas Furnaces <sup>(25)</sup>

ruud.com



## U98V Ultra™ Series

- 98% AFUE ratings
- Input Rates 60 to 115 kBtu
- PlusOne® Diagnostics
- PlusOne® Ignition System
- PlusOne® Water Management System
- Modulating operation provides superior comfort, indoor air quality and consistent temperature
- Variable speed motor saves energy and provides ultimate humidity control



### Limited Warranty:

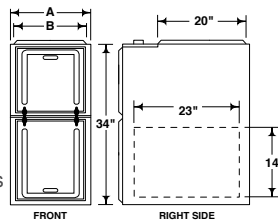
- Conditional Unit Replacement - Limited Lifetime
- Heat Exchanger - Limited Lifetime
- Parts - 10 Years



1,000 INPUT BTU/HR	HTG. CAP'Y BTU/HR	COOLING CFM @ .5"	AFUE	A	B	STOCK NO	PRICE
56	55,000	1050	98.7	17 1/2	16 1/4	U98VB060M317USA	6272.29
70	69,000	1050	98.3	17 1/2	16 1/4	U98VB070M317USA	6550.05
98	97,000	1750	98.1	21	19 9/16	U98VB100M521USA	7596.42
112	110,000	1750	98.6	24 1/2	23 1/4	U98VB115M524USA	8126.19

## U96V Ultra™ Series

- 4-Way Multi-Point Design
- 96% AFUE ratings
- Input Rates 40 to 115 kBtu
- Two-Stage Variable Speed ECM Motor saves energy and provides ultimate humidity control, quieter sound levels, and year round energy savings
- PlusOne® Diagnostics
- PlusOne® Ignition System
- PlusOne® Water Management System



### Limited Warranty:

- Conditional Unit Replacement - 10 Years
- Heat Exchanger - Limited Lifetime
- Parts - 10 Years



1,000 INPUT BTU/HR	HTG. CAP'Y BTU/HR	COOLING CFM @ .5"	AFUE	A	B	STOCK NO	PRICE
42	41,000	1050	96.0	17 1/2	16 1/4	U96VA0402317MSA	4840.26
56	55,000	1050	96.0	17 1/2	16 1/4	U96VA0602317MSA	5031.59
70	68,000	1050	96.0	17 1/2	16 1/4	U96VA0702317MSA	5193.35
84	82,000	1750	96.0	21	19 9/16	U96VA0852521MSB	5583.89
98	95,000	1750	96.0	21	19 9/16	U96VA1002521MSA	6058.16
115	109,000	1750	96.0	24 1/2	23 1/4	U96VA1152524MSA	6568.71

## L.P. Conversion Kits

### JD, JE, KD, KG, KM & KN Codes

FOR SERIAL NUMBERS	STOCK NO	EACH
R962V, R96T, U96V Series . . . . .	FP34	71.52

### JR, KA & KU Codes

FOR SERIAL NUMBERS	STOCK NO	EACH
R921T, R921V, R951T, R951V, R92T, R95T Series . . . . .	FP38	87.17

### JZ, KE, KK & KL Codes

FOR SERIAL NUMBERS	STOCK NO	EACH
U97MV, U98MV, U97V, U98VA, U98VB Series . . . . .	FP37	205.59

## L.P. Kit for UGGE, RGFE & RGFG Series

FOR SERIAL NUMBERS	STOCK NO	EACH
UGGE, RGFE, RGFG . . . . .	FP27	72.12

## Zero Clearance Downflow Kit

STOCK NO	EACH
RXGYZK . . . . .	103.53

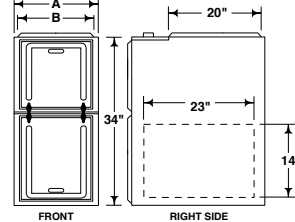
## Downflow/Horizontal Kit

STOCK NO	EACH
RXGYCK . . . . .	60.10

Horizontal left with right vent requires conversion kit RXGY-CK & Zero Clearance kit RXGY-ZK)

## R951V Endeavor™ Line Achiever Series

- 4-Way Multi-Point Design
- 95% AFUE ratings
- Input Rates 40 to 115 kBtu
- PlusOne® Diagnostics
- PlusOne® Ignition System
- PlusOne® Water Management System
- Constant CFM Motor



### Limited Warranty:

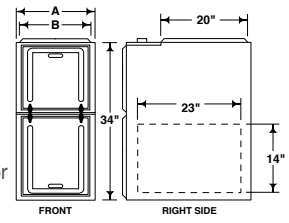
- Conditional Parts - 10 Years
- Heat Exchanger - Limited Lifetime



1,000 INPUT BTU/HR	HTG. CAP'Y BTU/HR	MAX COOLING CFM	AFUE	A	B	STOCK NO	PRICE
42	39,900	1240	95.0	17 1/2	16 1/4	R951V0403A17M4SCAP	4371.95
56	53,200	1240	95.0	17 1/2	16 1/4	R951V0603A17M4SCAP	4526.15
70	66,500	1240	95.0	17 1/2	16 1/4	R951V0703A17M4SCAP	4745.51
84	79,800	1980	95.0	21	19 9/16	R951V0855A21M4SCAP	5130.89
98	93,100	1980	95.0	21	19 9/16	R951V1005A21M4SCAP	5415.50
112	106,400	1980	95.0	24 1/2	23 1/4	R951V1155A24M4SCAP	5808.24

## R96T Achiever Plus®

- 4-Way Multi-Point Design
- 96% AFUE ratings
- Input Rates 40 to 115 kBtu
- Two-Stage Constant Torque Electrically Commutated Motor
- PlusOne® Diagnostics
- PlusOne® Ignition System
- PlusOne® Water Management System



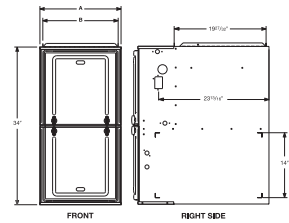
### Limited Warranty:

- Conditional Parts - 10 Years
- Heat Exchanger - Limited Lifetime

1,000 INPUT BTU/HR	HTG. CAP'Y BTU/HR	COOLING CFM @ .5"	AFUE	A	B	STOCK NO	PRICE
42	41,000	1102	96.0	17 1/2	16 1/4	R96TA0402317MSA	4923.94
60	55,000	1253	96.0	17 1/2	16 1/4	R96TA0602317MSA	5278.11
70	68,000	1141	96.0	17 1/2	16 1/4	R96TA0702317MSA	5418.81
70	68,000	1750	96.0	21	19 9/16	R96TA0702521MSA	5673.82
85	82,000	1898	96.0	21	19 9/16	R96TA0852521MSA	5928.86
100	95,000	1745	96.0	21	19 9/16	R96TA1002521MSA	6124.50
115	109,000	1765	96.0	24 1/2	23 1/4	R96TA1152524MSA	6399.58

## R951T Endeavor™ Line Classic Series

- 4-Way Multi-Point Design
- 95% AFUE ratings
- Input Rates 40 to 115 kBtu
- Single-Stage Constant Torque Motor
- PlusOne® Diagnostics
- PlusOne® Ignition System
- PlusOne® Water Management System



### Limited Warranty:

- Conditional Parts - 10 Years
- Heat Exchanger - Limited Lifetime

1,000 INPUT BTU/HR	HTG. CAP'Y BTU/HR	COOLING CFM @ .5"	AFUE	A	B	STOCK NO	PRICE
42	39,900	1144	95.0	17 1/2	16 1/4	R951T0403A17M4SNAS	4154.22
60	53,200	1331	95.0	17 1/2	16 1/4	R951T0603A17M4SNAS	4308.42
70	66,500	1312	95.0	17 1/2	16 1/4	R951T0703A17M4SNAS	4527.77
85	79,800	1974	95.0	21	19 9/16	R951T0855A21M4SNAS	4913.16
100	93,100	1914	95.0	21	19 9/16	R951T1005A21M4SNAS	5197.77
115	106,400	1799	95.0	24 1/2	23 1/4	R951T1155A24M4SNAS	5590.50



# Ruud High Efficiency Gas Furnaces <sup>(25)</sup>

ruud.com

## R92T Achiever Plus®

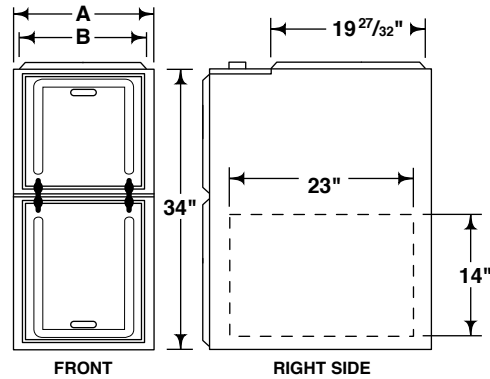
- 4-Way Multi-Poise Design
- 92% AFUE ratings
- Input Rates 40 to 115 kBTU
- Constant Torque Electrically Commutated Motor
- PlusOne® Diagnostics
- PlusOne® Ignition System
- PlusOne® Water Management System

### Limited Warranty:

- Conditional Parts - 10 Years
- Heat Exchanger - Limited Lifetime



INPUT BTU/HR	HTG. CAP'Y BTU/HR	COOLING CFM @ .5"	AFUE	STOCK NO	PRICE
42,000	41,000	1239	92.0	R92TA0401317MSA	3228.50
70,000	68,000	1198	92.0	R92TA0701317MSA	3449.24
84,000	82,000	1833	92.0	R92TA0851521MSA	3778.29
98,000	95,000	1975	92.0	R92TA1001521MSA	3963.77
112,000	108,000	1748	92.0	R92TA1151524MSA	4457.40



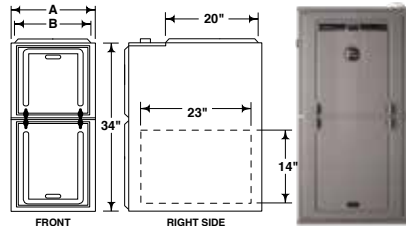
Model	A	B
040	17 1/2	16 17/64
060	17 1/2	16 17/64
070	17 1/2	16 17/64
085	21	19 49/64
100	21	19 49/64
115	24 1/2	23 17/64

## R95T Achiever®

- 4-Way Multi-Poise Design
- 95% AFUE ratings
- Input Rates 40 to 115 kBTU
- PlusOne® Diagnostics
- PlusOne® Ignition System
- PlusOne® Water Management System
- Constant Torque ECM Motor

### Limited Warranty:

- Conditional Parts - 10 Years
- Heat Exchanger - Limited Lifetime



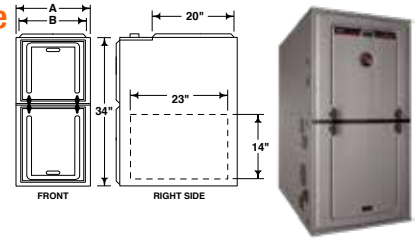
1,000 INPUT BTU/HR	HTG. CAP'Y BTU/HR	COOLING CFM @ .5"	AFUE	A	B	STOCK NO	PRICE
42	41,000	1239	95.0	17 1/2	16 17/64	R95TC0401317MSA	3675.92
84	82,000	1833	95.0	21	19 49/64	R95TC0851521MSA	4347.51
98	95,000	1975	95.0	21	19 49/64	R95TC1001521MSA	4599.31

## U98MV Endeavor™ Line Ultra™ Series

- 4-Way Multi-Poise Design
- 98% AFUE ratings
- Input Rates 60 to 115 kBTU
- PlusOne® Diagnostics
- PlusOne® Ignition System
- PlusOne® Water Management System
- Modulating Heating Stage
- Constant CFM Motor
- EcoNet® Enabled Furnace

### Limited Warranty:

- Conditional Unit Replacement - Limited Lifetime
- Heat Exchanger - Limited Lifetime
- Parts - 10 Years



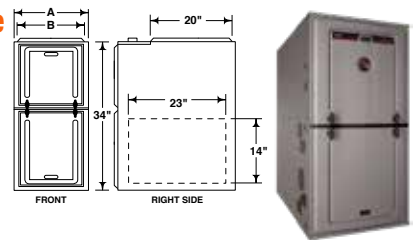
1,000 INPUT BTU/HR	HTG. CAP'Y BTU/HR	COOLING CFM @ .5"	AFUE	A	B	STOCK NO	PRICE
56	55,000	1050	98.7	17 1/2	16 17/64	U98MV0603A17UPSGAP	7088.43
70	69,000	1050	98.3	17 1/2	16 17/64	U98MV0703A17UPSGAP	7402.32
84	83,000	1750	98.1	21	19 49/64	U98MV0855A21UPSGAP	8183.34
98	97,000	1750	98.1	21	19 49/64	U98MV1005A21UPSGAP	8584.80
112	110,000	1750	98.6	24 1/2	23 17/64	U98MV1155A24UPSGAP	9183.55

## U97MV Endeavor™ Line Ultra™ Series

- Downflow/Horizontal
- 97% AFUE ratings
- Input Rates 60 to 115 kBTU
- PlusOne® Diagnostics
- PlusOne® Ignition System
- PlusOne® Water Management System
- Modulating Heating Stage
- Constant CFM Motor
- EcoNet® Enabled Furnace

### Limited Warranty:

- Conditional Unit Replacement - Limited Lifetime
- Heat Exchanger - Limited Lifetime
- Parts - 10 Years



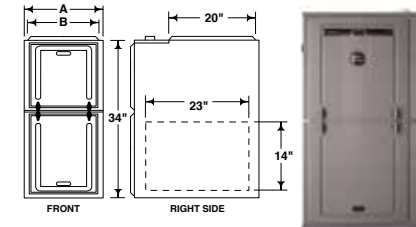
1,000 INPUT BTU/HR	HTG. CAP'Y BTU/HR	COOLING CFM @ .5"	AFUE	A	B	STOCK NO	PRICE
56	55,000	1050	97	17 1/2	16 17/64	U97MV0603A17DHSGAP	7088.43
70	69,000	1050	97	17 1/2	16 17/64	U97MV0703A17DHSGAP	7402.32
84	83,000	1750	97	21	19 49/64	U97MV0855A21DHSGAP	8183.34

## R962V Endeavor™ Line Achiever Plus® Series

- 4-Way Multi-Poise Design
- 96% AFUE ratings
- Input Rates 40 to 115 kBTU
- Two-Stage Constant CFM
- EcoNet® Enabled
- PlusOne® Diagnostics
- PlusOne® Ignition System
- PlusOne® Water Management System

### Limited Warranty:

- Conditional Unit Replacement and Parts - 10 Years
- Heat Exchanger - Limited Lifetime



1,000 INPUT BTU/HR	HTG. CAP'Y BTU/HR	COOLING HI CFM	AFUE	A	B	STOCK NO	PRICE
42	41,000	1125	96.0	17 1/2	16 17/64	R962V0403A17M4SCAP	5617.32
60	55,000	1125	96.0	17 1/2	16 17/64	R962V0603A17M4SCAP	5839.36
70	68,000	1125	96.0	17 1/2	16 17/64	R962V0703A17M4SCAP	6027.09
70	68,000	1800	96.0	21	19 49/64	R962V0705A21M4SCAP	6383.31
85	82,000	1800	96.0	21	19 49/64	R962V0855A21M4SCAP	6739.59
100	95,000	1800	96.0	21	19 49/64	R962V1005A21M4SCAP	7030.79
115	109,000	1800	96.0	24 1/2	23 17/64	R962V1155A24M4SCAP	7623.29



(31)

## EcoNET® Smart Thermostat

- Built-in wifi
- One-touch energy savings mode
- Real-time local weather
- Works with HVAC and water heaters
- Vacation setting to save while you're away
- EcoNet App to control your thermostat anywhere from your mobile device



Serves as the master control of the zoning system and must be used as the zone 1 thermostat control (See zone components below)

### 4-Wire Configuration

STOCK NO	PRICE
UETST800SYS	334.80

(31)

## EcoNET® Adapter Plate Kit

Oversize wall plate

STOCK NO	PRICE
RETSTWPL700	19.12



(31)

## EcoNET® Zone Panel

Main control that communicates between the dampers, zone controls and the HVAC system; one zone panel will serve up to three zones—if more than three zones exist, or an Intelligent Bypass is installed, a second zone panel is required.

For use with EWC dampers (Page 827)

STOCK NO	EACH
REPNL700ZON	487.30



(42)

## EcoNET® 800 Zone Controls

Serves as the control / sensor in zones 2-6

STOCK NO	EACH
RECTL800ZON	372.32



(42)

## CC2 Translator

For use with UETST600SYS Thermostat

FOR	STOCK NO	EACH
JEC Models	RETRN620CC2	66.49

(42)

## Thermistor Supply Air Sensor

STOCK NO	PRICE
472422501	59.14



## Outdoor Sensor

STOCK NO	PRICE
RXGYJ02	25.93



(31)

## Ruud High Definition Thermostat

Programmable 7, 5/2 LCD Thermostat. Conventional 2H/2C, Heat Pump 4H/2C. Communicating thermostat

STOCK NO	PRICE
UHCTST551CMMS	728.08



(31)

## Ruud Touchscreen Thermostat

Programmable 7, 5/1/1 touchscreen Thermostat. Conventional 1H/2C, Heat Pump 3H/2C. Modulating with humidity control

STOCK NO	PRICE
UHCTST412MDMS	364.10



## Accessories

### for UHCTST412MDMS Stat

DESCRIPTION	STOCK NO	EACH
Indoor Sensor	F1451328	80.04
Outdoor Sensor	F1451378	92.82

## Models: R92T, R951V & R951T (Air for combustion provided from outdoors)

MAXIMUM EQUIVALENT VENT LENGTH (TABLE IS FOR BOTH DIRECT & NON-DIRECT VENTING)			
Input (BTU/H)	Pipe Size	Maximum Equivalent Length (Feet)	Recommended Maximum Number of Elbow*
42,000	2 inchØ	65	6
	3 inchØ	100	6
56,000	2 inchØ	65	6
	3 inchØ	100	6
70,000	2 inchØ	65	6
	3 inchØ	100	6
84,000	2 inchØ	30	2
	3 inchØ	100	6
98,000	2 inchØ	20	2**
	3 inchØ	100	6
112,000	2 inchØ	20	2**
	3 inchØ	85	6

NOTE: The elbows needed for the vent termination are not counted in these lengths except at altitudes above 6,000 feet. Above 6,000feet alternate horizontal vent termination elbows are to be included in the equivalent vent length.

\* This is the recommended maximum number of long sweep elbows for either 2 or 3 inch pipe. Combinations of long sweep 90s, standard 90s, or 45s may be used, but the manufacturer recommends the use of long sweep 90s whenever possible because the use of the maximum number of standard 90 and 45 elbows only may result in nuisance furnace outages due to individual installation specifics.

Exceeding the recommended maximum number of elbows may cause nuisance operation of the pressure switch.

\*\* Not applicable for alternate terminations.

### IF INSTALLED AS A DIRECT VENT FORCED AIR FURNACE, THE COMBUSTION AIR SYSTEM DESIGNED FOR THIS FURNACE MUST BE USED!

All combustion air must be supplied directly to the burner through a special air intake system. This system consists of field supplied SCH 40 SDR 26 PVC pipe and one of the following vent termination kits:

DESCRIPTION	STOCK NO	EACH
Vent kit for horizontal through-the-wall (FIG. A).....	RXGYG02	58.53
Concentric vent kit for horizontal through-the-wall and vertical through-the roof venting (FIG. B) 3" Venting.....	RXGYE03	121.32
For standard or alternate through-the-wall venting.....	RXGYD02	262.38
For standard to alternate through-the-wall venting.....	RXGYD03	300.02

All furnace installations must comply with the National Fuel Gas Code and local codes. Read and follow all instructions provided in the manufacturer's installation guide.

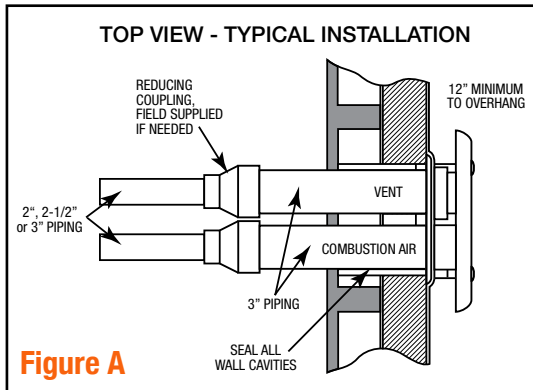


Figure A

## Models: U98V, U96V, R96T, R962V, U97MV & U98MV (Air for combustion provided from indoors)

MAXIMUM EQUIVALENT VENT LENGTH (TABLE IS FOR BOTH DIRECT & NON-DIRECT VENTING)			
Input (BTU/H)	Pipe Size	Maximum Equivalent Length (Feet)	Recommended Maximum Number of Elbow*
42,000	2 inchØ	65	6
	3 inchØ	100	6
56,000	2 inchØ	65	6
	3 inchØ	100	6
70,000	2 inchØ	65	6
	3 inchØ	100	6
84,000	2 inchØ	30	2
	3 inchØ	100	6
98,000	2 inchØ	20	2**
	3 inchØ	100	6
112,000	2 inchØ	20	2**
	3 inchØ	85	6

NOTE: The elbows needed for the vent termination are not counted in these lengths except at altitudes above 6,000 feet. Above 6,000feet alternate horizontal vent termination elbows are to be included in the equivalent vent length.

\* This is the recommended maximum number of long sweep elbows for either 2 or 3 inch pipe. Combinations of long sweep 90s, standard 90s, or 45s may be used, but the manufacturer recommends the use of long sweep 90s whenever possible because the use of the maximum number of standard 90 and 45 elbows only may result in nuisance furnace outages due to individual installation specifics.

Exceeding the recommended maximum number of elbows may cause nuisance operation of the pressure switch.

\*\* Not applicable for alternate terminations.

Always provide this furnace and any other fuel burning appliance with enough fresh air for proper combustion and ventilation of the flue gases. Most homes require that outside air be supplied into the furnace area. Failure to do so can cause death from carbon monoxide poisoning.

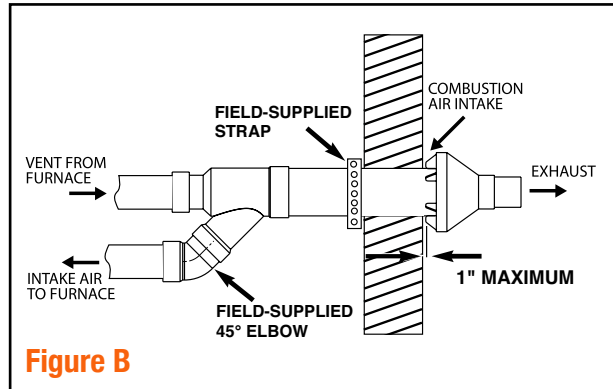


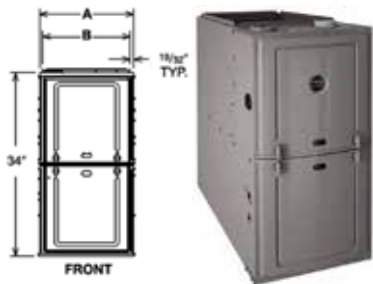
Figure B



### Concentric Vent Kits

SIZE	STOCK NO	EACH
2".....	NAHA002CV	109.35
3".....	NAHA001CV	136.00





## R801T Achiever®

- Upflow/Horizontal Input Rates: 50 - 150 kBTU
- PlusOne® Diagnostics
- PlusOne® Ignition System
- Constant Torque ECM Motor

### Limited Warranty:

- Conditional Parts - 10 Years
- Heat Exchanger - 20 Years

### R801P 80% AFUE Upflow/Horizontal ONLY • Single-Stage

1,000 INPUT BTU/HR	HTG. CAP'Y BTU/HR	COOLING CFM @ .5"	AFUE	A	B	STOCK NO	PRICE
50	41,000	1305	80.0	14	12 <sup>27</sup> / <sub>32</sub>	R801TA050314MSA	2937.60
125	101,000	1934	80.0	24 <sup>1</sup> / <sub>2</sub>	23 <sup>11</sup> / <sub>32</sub>	R801TA125524MSA	3518.80



## R802V UH Endeavor™ Line Achiever Plus Series

- Upflow/Horizontal Input Rates: 50 - 150 kBTU
- PlusOne® Diagnostics
- EcoNet Enabled
- Constant CFM Motor

### Limited Warranty:

- Conditional Parts - 10 Years
- Heat Exchanger - 20 Years

### R802P 80% AFUE Upflow/Horizontal Series • 2-Stage

1,000 INPUT BTU/HR	HTG. CAP'Y BTU/HR	MAX COOLING CFM	AFUE	A	B	STOCK NO	PRICE
50	40,000	1240	80.0	14	12 <sup>27</sup> / <sub>32</sub>	R802V0503A14UHSCAP	4453.02
75	60,000	1650	80.0	17 <sup>1</sup> / <sub>2</sub>	16 <sup>11</sup> / <sub>32</sub>	R802V0754A17UHSCAP	4602.62
100	80,000	1980	80.0	21	19 <sup>27</sup> / <sub>32</sub>	R802V1005A21UHSCAP	4944.32
125	100,000	1980	80.0	24 <sup>1</sup> / <sub>2</sub>	23 <sup>11</sup> / <sub>32</sub>	R802V1255A24UHSCAP	5281.32
150	120,000	1980	80.0	24 <sup>1</sup> / <sub>2</sub>	23 <sup>11</sup> / <sub>32</sub>	R802V1505A24UHSCAP	5865.98



## R801V UH Endeavor™ Line Achiever Series

- Upflow/Horizontal Input Rates: 50 - 150 kBTU
- PlusOne® Diagnostics
- PlusOne® Ignition System
- Constant ECM Motor
- EcoNet® Enabled Furnace

### Limited Warranty:

- Conditional Parts - 10 Years
- Heat Exchanger - 20 Years

### R801V 80% AFUE Upflow/Horizontal ONLY • Single-Stage

1,000 INPUT BTU/HR	HTG. CAP'Y BTU/HR	MAX COOLING CFM	AFUE	A	B	STOCK NO	PRICE
50	40,000	1240	80.0	14	12 <sup>27</sup> / <sub>32</sub>	R801V0503A14DZSCAP	3384.29
75	60,000	1650	80.0	17 <sup>1</sup> / <sub>2</sub>	16 <sup>11</sup> / <sub>32</sub>	R801V0754A17UHSCAP	3542.70
100	80,000	1980	80.0	21	19 <sup>27</sup> / <sub>32</sub>	R801V1005A21UHSCAP	3695.17
125	100,000	1980	80.0	24 <sup>1</sup> / <sub>2</sub>	23 <sup>11</sup> / <sub>32</sub>	R801V1255A24UHSCAP	4053.90

## L.P. Conversion Kits

FOR MODELS	STOCK NO	EACH
R801T & R801V Series . . . . .	FP15	124.59

## R802T Achiever® Plus

- Upflow/Horizontal Input Rates: 50 - 150 kBTU
- PlusOne® Diagnostics
- PlusOne® Ignition System
- Constant Torque ECM Motor (R802T)

### Limited Warranty:

- Conditional Parts - 10 Years
- Heat Exchanger - Limited Lifetime

### R802P 80% AFUE Upflow/Horizontal Series • 2-Stage

1,000 INPUT BTU/HR	HTG. CAP'Y BTU/HR	COOLING CFM @ .5"	AFUE	A	B	STOCK NO	PRICE
50	41,000	1164	80.0	14	12 <sup>27</sup> / <sub>32</sub>	R802TA050314MSA	3591.61



## U802V Ultra™

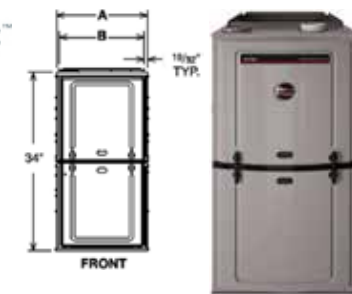
- Upflow/Horizontal Input Rates: 50 - 125 kBTU
- PlusOne® Diagnostics
- PlusOne® Ignition System
- Variable Speed ECM Motor

### Limited Warranty:

- Parts - 10 Years
- Heat Exchanger - Limited Lifetime

### U802V 80% AFUE Upflow/Horizontal Series • 2-Stage

1,000 INPUT BTU/HR	HTG. CAP'Y BTU/HR	COOLING CFM @ .5"	AFUE	A	B	STOCK NO	PRICE
50	41,000	1200	80.0	17 <sup>1</sup> / <sub>2</sub>	16 <sup>11</sup> / <sub>32</sub>	U802VA050317MSA	4842.14
75	60,000	1600	80.0	17 <sup>1</sup> / <sub>2</sub>	16 <sup>11</sup> / <sub>32</sub>	U802VA075317MSA	4991.89
100	80,000	2000	80.0	21	19 <sup>27</sup> / <sub>32</sub>	U802VA100521MSA	5725.27



## R801V DZ Endeavor™ Line Achiever Series

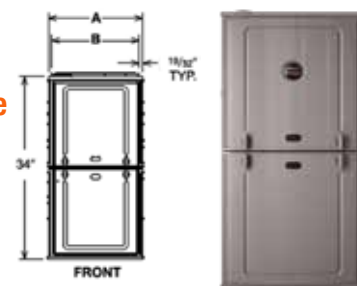
- Downflow Input Rates: 50 - 100 kBTU
- PlusOne® Diagnostics
- PlusOne® Ignition System
- Constant ECM Motor
- EcoNet® Enabled Furnace

### Limited Warranty:

- Conditional Parts - 10 Years
- Heat Exchanger - 20 Years

### R801V 80% AFUE Downflow Series • Single-Stage

1,000 INPUT BTU/HR	HTG. CAP'Y BTU/HR	MAX COOLING CFM	AFUE	A	B	STOCK NO	PRICE
50	40,000	1240	80.0	14	12 <sup>27</sup> / <sub>32</sub>	R801V0503A14DZSCAP	3376.53
75	60,000	1650	80.0	17 <sup>1</sup> / <sub>2</sub>	16 <sup>11</sup> / <sub>32</sub>	R801V0754A17DZSCAP	3993.06
100	80,000	1980	80.0	21	19 <sup>27</sup> / <sub>32</sub>	R801V1005A21DZSCAP	4154.27



## L.P. Conversion Kits

### JK, JG, JH, KH & KQ Codes

FOR MODELS	STOCK NO	EACH
U802V Series . . . . .	FP32	66.56



# Ruud Condensing Units <sup>(25)</sup>

ruud.com



RA13 SERIES			
Model	H	L	W
1318	27	29 3/4	29 3/4
1324	25	29 3/4	29 3/4
1330	25	29 3/4	29 3/4
1336	27	29 3/4	29 3/4
1342	31	29 3/4	29 3/4
1348	27	33 3/4	33 3/4
1360	31	35 3/4	35 3/4

## RA13 Achiever® Series

- Cooling Efficiencies up to 15.5 SEER / 13 EER
- PlusOne® Expanded Valve Space
- PlusOne® Triple Service Access
- Dependable & Durable Scroll™ Compressor
- Nominal Sizes: 1.5 - 5 Ton

### Limited Warranty:

- Conditional Parts - 10 Years

SIZE	STOCK NO	EACH
<b>R-410A • 208/230-1-60 • SINGLE-PHASE</b>		
1.5 ton	RA1318AJ1NA	2865.28
2 ton	RA1324BJ1NA	3064.63
3 ton	RA1336AJ1NA	4132.06
3.5 ton	RA1342AJ1NA	4473.46
4 ton	RA1348AJ1NA	5104.80
5 ton	RA1360AJ1NA	6153.37
<b>R-410A • 208/230-3-60 • 3-PHASE</b>		
3 ton	RA1336AC1NB	4685.04
3.5 ton	RA1342AC1NB	5023.99
4 ton	RA1348AC1NB	5655.36
5 ton	RA1360AC1NB	6710.16



RA16 SERIES			
Model	H	L	W
1624	27	33 3/4	33 3/4
1630	27	35 3/4	35 3/4
1642	39	35 3/4	35 3/4
1648	45	35 3/4	35 3/4

## RA16 Achiever® Series

- Cooling Efficiencies up to 16 SEER / 13 EER
- PlusOne® Expanded Valve Space
- PlusOne® Triple Service Access
- Dependable & Durable Scroll™ Compressor
- Nominal Sizes: 1.5 - 5 Ton

### Limited Warranty:

- Conditional Parts - 10 Years

SIZE	STOCK NO	EACH
<b>R-410A • 208/230-1-60 • SINGLE-PHASE</b>		
2 ton	RA1624AJ1NB	4063.69
2.5 ton	RA1630AJ1NB	4778.15
3.5 ton	RA1642AJ1NB	5863.34
4 ton	RA1648AJ1NB	6661.11



RA15AZ SERIES			
Model	H	L	W
RA15AZ24	27	29 3/4	29 3/4
RA15AZ36	27	33 3/4	33 3/4
RA15AZ48	31	33 3/4	33 3/4
RA15AZ60	31	33 3/4	33 3/4



## RA15AZ Endeavor™ Line Achiever® Plus Series

- Cooling Efficiencies up to 15.2 SEER2 / 9.8 EER2
- PlusOne® Expanded Valve Space
- PlusOne® Triple Service Access
- PlusOne® Variable Speed Twin Rotary Compressor & Inverter Drive
- Cooling Capacities 22.8 to 56 kBTU
- Nominal Sizes: 2 - 5 Ton

### Limited Warranty:

- Conditional Parts - 10 Years

SIZE	STOCK NO	EACH
<b>R-410A • 208-230/60 • SINGLE-PHASE</b>		
2 ton	RA15AZ24AJ3CA	5160.89
3 ton	RA15AZ36AJ3CA	6880.96
4 ton	RA15AZ48AJ3CA	8459.59
5 ton	RA15AZ60AJ3CA	9771.08

## RA Series Control Package

Remote Condensing Units & Heat Pumps

### 1.5-5.0 Ton R-410A

DESCRIPTION	STOCK NO	EACH
Low Pressure	RXACA07	224.57
High Pressure	RXABA07	224.57



RA14AZ SERIES			
Model	H	L	W
RA14AZ18	25	29 3/4	29 3/4
RA14AZ24	25	33 3/4	33 3/4
RA14AZ30	27	33 3/4	33 3/4
RA14AZ36	31	33 3/4	33 3/4
RA14AZ42	35	33 3/4	33 3/4
RA14AZ48	35	33 3/4	33 3/4
RA14AZ60	51	35 3/4	35 3/4

## RA14AZ Endeavor™ Line Achiever® Series

- Cooling Efficiencies up to 13.8/14.3 SEER2
- PlusOne® Expanded Valve Space
- PlusOne® Triple Service Access
- Single-Stage Compressor
- Cooling Capacities 17.1 to 55.5 kBTU
- Nominal Sizes: 1.5 - 5 Ton

### Limited Warranty:

- Conditional Parts - 10 Years

SIZE	STOCK NO	EACH
<b>R-410A • 208-230/60 • SINGLE-PHASE</b>		
1.5 ton	RA14AZ18AJ1NA	4166.82
2 ton	RA14AZ24AJ1NA	4440.30
2.5 ton	RA14AZ30AJ1NA	5175.28
3 ton	RA14AZ36AJ1NA	5896.34
3.5 ton	RA14AZ42AJ1NA	6393.60
4 ton	RA14AZ48AJ1NA	7292.30
5 ton	RA14AZ60AJ1NA	8547.48



UA18AZ SERIES			
Model	H	L	W
UA18AZ24	39	33 3/4	33 3/4
UA18AZ36	39	33 3/4	33 3/4
UA18AZ48	51	33 3/4	33 3/4



## UA18AZ Endeavor™ Line Ultra® Series

- Cooling Efficiencies up to 18 SEER2 / 10.5 EER2
- PlusOne® Expanded Valve Space
- PlusOne® Triple Service Access
- Inverter Driven, Variable Speed Compressor
- Cooling Capacities 22.8 to 56 kBTU
- Nominal Sizes: 2 - 4 Ton

### Limited Warranty:

- Conditional Unit Replacement - 10 Years
- Parts - 10 Years

SIZE	STOCK NO	EACH
<b>R-410A • 208-230/60 • SINGLE-PHASE</b>		
2 ton	UA18AZ24AJVCA	12252.90
3 ton	UA18AZ36AJVCA	12581.55
4 ton	UA18AZ48AJVCA	14933.66



RA13NZ SERIES			
Model	H	L	W
RA13NZ18	25	29 3/4	29 3/4
RA13NZ24	25	33 3/4	33 3/4
RA13NZ30	25	33 3/4	33 3/4
RA13NZ36	25	33 3/4	33 3/4
RA13NZ42	27	33 3/4	33 3/4
RA13NZ48	39	33 3/4	35 3/4
RA13NZ60	45	35 3/4	35 3/4

## RA13NZ Endeavor™ Line Achiever® Series

- Cooling Efficiencies up to 13.4 SEER2 / 9 EER2
- PlusOne® Expanded Valve Space
- PlusOne® Triple Service Access
- Single-Stage Compressor
- Cooling Capacities 17.1 to 55.5 kBTU
- Nominal Sizes: 1.5 - 5 Ton

### Limited Warranty:

- Conditional Parts - 10 Years

SIZE	STOCK NO	EACH
<b>R-410A • 208-230/60 • SINGLE-PHASE</b>		
1.5 ton	RA13NZ18AJ1NA	3671.14
2 ton	RA13NZ24AJ1NA	3926.56
2.5 ton	RA13NZ30AJ1NA	4398.58
3 ton	RA13NZ36AJ1NA	5294.21
3.5 ton	RA13NZ42AJ1NA	5731.63
4 ton	RA13NZ48AJ1NA	6540.52
5 ton	RA13NZ60AJ1NA	7884.03

# Evaporator Coils and Linesets

aspenmfg.com

## Ruud Indoor Coils (25)



### Ruud Cased Coils • R410A

For Ruud R-410A Units

SIZE	STOCK NO	EACH
<b>STANDARD Efficiency</b>		
2 ton, 14"	RCF2414STAMCA	1176.94
2 ton, 17"	RCF2417STAMCA	1189.54
3 ton, 17"	RCF3617STAMCA	1352.50
3 ton, 21"	RCF3621STAMCA	1425.51
4 ton, 21"	RCF4821STAMCA	1748.25
4 ton, 24"	RCF4824STAMCA	1943.28
5 ton, 21"	RCF6021STAMCA	2024.49
5 ton, 24"	RCF6024STAMCA	2381.79
<b>STANDARD Efficiency with Electronic Expansion Valve</b>		
3 ton, 21"	RCF3621SEAMCA	1569.54
<b>MEDIUM Efficiency</b>		
2 ton, 17"	RCF2417MTAMCA	1431.46
2 ton, 21"	RCF2421MTAMCA	1461.94
3 ton, 21"	RCF3621MTAMCA	1699.62
3 ton, 24"	RCF3624MTAMCA	1870.09
4 ton, 21"	RCF4821MTAMCA	1988.57
5 ton, 24"	RCF6024HTAMCA	2832.61
<b>MEDIUM Efficiency with Electronic Expansion Valve</b>		
2 ton, 21"	RCF2421MEAMCA	1633.01
3 ton, 21"	RCF3621MEAMCA	1830.24
5 ton, 24"	RCF6024MEAMCA	2438.88
<b>HIGH Efficiency</b>		
3 ton, 21"	RCF3621HTAMCA	1933.20
<b>HIGH Efficiency with Electronic Expansion Valve</b>		
2 ton, 17"	RCF2417SEAMCA	1450.60
5 ton, 21"	RCF6021SEAMCA	2016.78
<b>ULTRA Efficiency with Electronic Expansion Valve</b>		
2 ton, 21"	RCF2421UEAMCA	1722.84

### Expansion Valve TXV Kits

For use with RCF Coils to RA13NZ & RA14AZ Series.

SIZE	STOCK NUMBER	EACH
2 TON	RXHQC24N	123.62
3 TON	RXHQC36N	123.62
4 TON	RXHQC48N	123.62
5 TON	RXHQC60N	123.62

### Ruud Coil Adapter

For cased coils to be installed on next size smaller gas furnace

STOCK NUMBER	EACH
RXBAAC	124.73

### Ruud Jumper Bar

DESCRIPTION	STOCK NO	EACH
3CKT - 1CKT	RXBJA31	58.23

## Aspen Uncased Evaporator Coils (25a)

Designed for upflow and downflow applications. Standard refrigerant connections: 3/8" ODS liquid line, 7/8" ODS suction line. One 3/4" MPT condensate drain.



### R-410A • "A" Coils

STOCK NO	W X D X H IN INCHES	EACH
CA24A24130LR410	13"x19 3/8"x13 1/2"	802.77
CA24D44160LR410	16"x19 3/8"x19 1/2"	1232.21
CA30A24160LR410	16"x19 3/8"x15 1/2"	842.90
CA30B44130LR410	13"x19 3/8"x17 1/2"	1159.99
CA30B44160LR410	16"x19 3/8"x17 1/2"	1159.99
CA30D44160LR410	16"x19 3/8"x21 1/2"	1292.43
CA36A24160LR410	16"x19 3/8"x17 1/2"	899.07
CA36B34160LR410	16"x19 3/8"x19 1/2"	1099.74
CA36D44160LR410	16"x19 3/8"x23 1/2"	1372.72
CA36A24195LR410	19 1/2"x19 3/8"x17 1/2"	899.07
CA42D44195LR410	19 1/2"x19 3/8"x25 1/2"	1432.91
CA48A24195LR410	19 1/2"x19 3/8"x21 1/2"	963.28
CA48B34195LR410	19 1/2"x19 3/8"x23 1/2"	1200.12
CA48D44195LR410	19 1/2"x19 3/8"x27 1/2"	1505.13
CA60D34230R410	23"x21"x26 1/2"	1408.83
CA60E44240LR410	24"x21"x26 1/2"	1705.86

### Aspen Expansion Valves

Fits above Aspen coils not already equipped with an expansion valve.

SIZE	STOCK NO	EACH
<b>FOR USE WITH R-22 COILS</b>		
1.5 to 3.0 ton	4190	240.30
3.5 to 5.0 ton	4195	240.30
<b>FOR USE WITH R-410A COILS</b>		
1.5 to 2.0 ton	4200	204.85
2.5 to 3.5 ton	4201	204.85
4.0 to 5.0 ton	4202	204.85



### Aspen Downflow Kits

Call for application use of metal vs. plastic.

SIZE	STOCK NO	EACH
Metal drain pans	DWNFLWM16	24.73
Plastic drain pans	DWNFLWP	12.37

See pages 647-650 for ALL Miscellaneous Air Conditioning Accessories

## Insulated Line Sets (25a)



### UV Abrasion and weather resistant polymeric jacket

SIZE	STOCK NO	EACH
<b>3/4" x 3/8" UV Insulated Linesets</b>		
3/4 x 3/8 x 25'	3438X2512STD	311.96
3/4 x 3/8 x 35'	3438X3512STD	419.57
3/4 x 3/8 x 50'	3438X5012STD	564.76
<b>7/8" x 3/8" UV Insulated Linesets</b>		
7/8 x 3/8 x 25'	7838X2512STD	404.55
7/8 x 3/8 x 35'	7838X3512STD	544.08
7/8 x 3/8 x 50'	7838X5012STD	732.42
<b>1-1/8" x 3/8" Standard Black Insulated Linesets</b>		
1 1/8 x 3/8 x 25'	11838X2512	499.53
1 1/8 x 3/8 x 35'	11838X3512	786.93
1 1/8 x 3/8 x 50'	11838X5012	867.59
<b>3/4" x 3/8" Black 3/4" UV Insulated Linesets</b>		
<b>Sioux Falls Approved</b>		
3/4 x 3/8 x 35'	3438X3534STD	492.90
3/4 x 3/8 x 50'	3438X5034STD	647.97
7/8 x 3/8 x 35'	7838X3534STD	595.44
7/8 x 3/8 x 50'	7838X5034STD	800.40

### Double Insulated

#### Omaha Approved Duraguard UV™ Insulated Linesets

SIZE	STOCK NO	EACH
3/8 x 3/4 x 35'	3438X3534BL	561.65
3/8 x 7/8 x 35'	7838X3534BL	678.81
3/8 x 3/4 x 50'	3438X5034BL	753.46
3/8 x 7/8 x 50'	7838X5034BL	919.22

## Adhesives

See page 828 for SPVC Line Set Tape

### No 520 Armflex

DESCRIPTION	STOCK NO	EACH
Pint	PTRUAD	31.64
Quart	QTRUAD	47.46

## Clamps



(29)

### Thermo-Snap Clamp

Pre-mounted brackets designed for pipe mounting jobs. (Bag of 5)

SIZE	STOCK NO	EACH
2"	TSC2	11.34





## RP15AZ Endeavor™ Line Achiever Plus® Series

- Cooling Efficiencies up to 16 SEER / 11.7 EER2
- Heating Efficiencies up to 8.1 HSPF2
- PlusOne® Expanded Valve Space
- PlusOne® Triple Service Access
- Two-Stage Scroll Compressor
- Nominal Sizes: 1.5 - 5 Ton

### Limited Warranty:

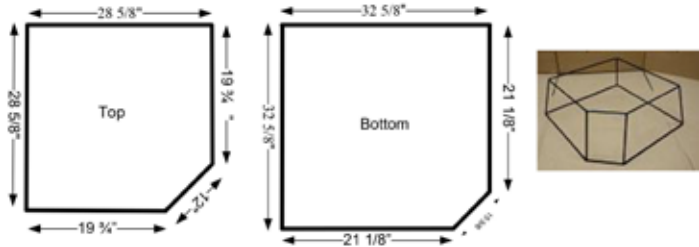
- Conditional Parts - 10 Years

### RP15AZ Series • R-410A Heat Pumps

DESCRIPTION	STOCK NO	EACH
1.5 ton	RP15AZ18AJ2NA	6238.85
2.0 ton	RP15AZ24AJ2NA	6855.19
2.5 ton	RP15AZ30AJ2NA	7633.16
3.0 ton	RP15AZ36AJ2NA	8757.19
3.5 ton	RP15AZ42AJ2NA	9207.32
4.0 ton	RP15AZ48AJ2NA	10132.21
5.0 ton	RP15AZ60AJ2NA	11532.19



RP15 SERIES				
Model	H	L	W	
15AZ18	25	29 3/4	29 3/4	
15AZ24	25	29 3/4	29 3/4	
15AZ30	35	33 3/4	33 3/4	
15AZ36	39	33 3/4	33 3/4	
15AZ42	39	33 3/4	33 3/4	
15AZ48	39	33 3/4	33 3/4	
15AZ60	51	35 3/4	35 3/4	



(27)

## Lennox Large Heat Pump Stand

Powder Coated, Holds up to 2,000lbs. Pad not included. For Ruud 4 and 5 ton units.

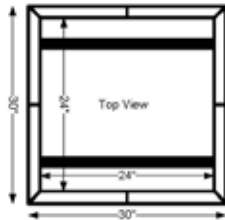
STOCK NUMBER	EACH
HEPUST45	262.24

(39)

## Universal Reversible Heat Pump Stand

- Reversible adjustable brackets
- Powder coated
- Durable
- 10" Height

STOCK NUMBER	EACH
UNV2430	226.80



## UP16AZ Endeavor™ Line Achiever® Plus Series

- Cooling Efficiencies up to 16 SEER 2
- Heating Efficiencies up to 8.1 HSPF2
- PlusOne® Expanded Valve Space
- PlusOne® Triple Service Access
- Inverter Driven, Variable Speed Compressor
- Nominal Sizes: 2 to 5 Tons

### Limited Warranty:

- Conditional Unit Replacement - 10 Years
- Parts - 10 Years

### UP17 Series • R-410A Heat Pumps

DESCRIPTION	STOCK NO	EACH
2.0 ton	UP16AZ24AJ3CA	10754.14
3.0 ton	UP16AZ36AJ3CA	12669.93
4.0 ton	UP16AZ48AJ3CA	14198.84
5.0 ton	UP16AZ60AJ3CA	15217.28



UP16AZ SERIES				
Model	H	L	W	
UP16AZ24	27	29 3/4	29 3/4	
UP16AZ36	35	33 3/4	33 3/4	
UP16AZ48	35	35 3/4	33 3/4	
UP16AZ60	45	35 3/4	35 3/4	

## RP14 Achiever® Series

- Cooling Efficiencies up to 14 SEER / 11.5 EER
- Heating Efficiencies up to 9.0 HSPF
- PlusOne® Expanded Valve Space
- PlusOne® Triple Service Access
- Dependable & Durable Scroll™ Compressor
- Nominal Sizes: 1.5 - 5 Ton

### Limited Warranty:

- Conditional Parts - 10 Years

### RP14 Series • R-410A Heat Pumps

**\*\*ONLY stocked in Omaha and Sioux Falls\*\***

**\*Must be installed with RHIT Air Handler\***

DESCRIPTION	STOCK NO	EACH
5 ton	RP1460BJ1NA	7268.81



RP14 SERIES				
Model	H	L	W	
1460	39	35 3/4	35 3/4	



## UP17 Achiever Plus® Series

- Cooling Efficiencies up to 18.5 SEER / 13 EER
- Heating Efficiencies up to 8.5 HSPF
- PlusOne® Expanded Valve Space
- PlusOne® Triple Service Access
- Inverter-driven Scroll™ Compressor
- Nominal Sizes: 2, 3, 4 & 5 Ton

### Limited Warranty:

- Conditional Unit Replacement - 10 Years
- Parts - 10 Years

### UP17 Series • R-410A Heat Pumps

DESCRIPTION	STOCK NO	EACH
2.0 ton	UP1724AJVCA	10186.75
3.0 ton	UP1736AJVCA	12001.45
5.0 ton	UP1760AJVCA	14414.37



UP17 SERIES				
Model	H	L	W	
1724	35	33 3/4	33 3/4	
1736	35	33 3/4	33 3/4	
1760	45	35 3/4	35 3/4	



## UP20 Ultra™ Series

- Cooling Efficiencies up to 20 SEER / 14 EER
- Heating Efficiencies up to 11.5 HSPF
- PlusOne® Expanded Valve Space
- PlusOne® Triple Service Access
- Inverter-driven Scroll™ Compressor
- Nominal Sizes: 2, 3, 4 & 5 Ton

### Limited Warranty:

- Conditional Unit Replacement - 10 Years
- Parts - 10 Years

### UP20 Series • R-410A Heat Pumps

DESCRIPTION	STOCK NO	EACH
2.0 ton	UP2024BJVCA	12477.01
4.0 ton	UP2048BJVCA	14960.34



UP17 SERIES				
Model	H	L	W	
2024	35	35 3/4	35 3/4	
2048	51	35 3/4	35 3/4	



## UP18AZ Endeavor™ Line Ultra® Series

- Cooling Efficiencies up to 18 SEER 2
- Heating Efficiencies up to 8.5 HSPF2
- PlusOne® Expanded Valve Space
- PlusOne® Triple Service Access
- Inverter Driven, Variable Speed Compressor
- Nominal Sizes: 2 to 5 Tons

### Limited Warranty:

- Conditional Unit Replacement - 10 Years
- Parts - 10 Years

### UP17 Series • R-410A Heat Pumps

DESCRIPTION	STOCK NO	EACH
2.0 ton	UP18AZ24AJVCA	13171.99
3.0 ton	UP18AZ36AJVCA	14337.19
4.0 ton	UP18AZ48AJVCA	15793.64
5.0 ton	UP18AZ60AJVCA	17405.93



UP18AZ SERIES				
Model	H	L	W	
UP18AZ24	45.17	36.13	36.13	
UP18AZ36	51.17	36.13	36.13	
UP18AZ48	51.17	36.13	36.13	
UP18AZ60	51.17	36.13	36.13	

# Ruud Heat Recovery Ventilators <sup>(42)</sup>



## Heat Recovery Ventilators

HRVs are growing in popularity as an indoor air quality solution to health issues and winter condensation problems. They present the most cost effective solution to meeting tougher new construction housing codes in northern US and Canada. Centrifugal blowers remove stale indoor air; the patented set of exchange cores capture and transfer heat, so that the temperature of the indoor air is maintained. Hanging Chains and drain tube included.

**6" Port • 1/2" Drain • 120V, 60 Hz**

HP	RECOVERY EFFICIENCY	STOCK NO	EACH
1/7	60-70%	HRV190	1807.43

Outdoor Temperature Fahrenheit (°F)	Defrost Cycles (Minutes)		Extended Defrost Cycles	
	Defrosting	Time between Cycles	Defrosting	Time between Cycles
23°	6	50	10	30
5°	6	25	10	20
-17°	10	20	10	15

## Wall Control for 150 & 190 HRV's

DESCRIPTION	STOCK NO	EACH
Wall control	40380	123.98

(42)

## 02418 Ruud Drain Connection

For HRV 100/200

STOCK NO	EACH
02418	8.38

(42)

## 12895 Ruud Thermistor Kit

For HRV 100/200

STOCK NO	EACH
12895	345.79



ruud.com

# Ruud Air Handlers <sup>(25)</sup>

## RH3VZ Endeavor™ Line Air Handlers

- Constant CFM Motor, 3-Stage Airflow
- Efficiencies: Up to 16 SEER2
- PlusOne® Diagnostics
- Aluminum Indoor Coil Design
- Versatile 4-Way Convertible Compact Design
- Thermal Expansion Valve (TXV)
- New Ruud Air Handler Control Board
  - Introduces Bluetooth® connectivity
  - Maintains EcoNet® diagnostics



### Limited Warranty:

Conditional Parts - 10 Years

REFRIG.	SIZE	CABINET HEIGHT	CFM MIN/MAX	NOM CAPACITY	STOCK NO	EACH
<b>1 Phase, 208-240/60</b>						
R-410A	17.5	42.5	340/750	24,000	RH3VZ2417STACNJ	5069.60
R-410A	17.5	42.5	500/1125	30,000	RH3VZ3617STACNJ	5379.16
R-410A	21	50.5	650/1450	48,000	RH3VZ4821STACNJ	6152.77
R-410A	24.5	55.5	810/1800	60,000	RH3VZ6024STACNJ	7427.62

## RH2TZ Endeavor™ Line Air Handlers

- Constant Torque Two-Stage Airflow
- Aluminum Indoor Coil Design
- Efficiencies: 13.4 to 14.3 SEER2
- Versatile 4-Way Convertible Compact Design



### Limited Warranty:

Conditional Parts - 10 Years

REFRIG.	SIZE	CABINET HEIGHT	REFRIGERANT CONN. SWT. (LIQUID - VAPOR)	NOM CAPACITY	STOCK NO	EACH
<b>1 Phase, 115/60</b>						
R-410A	17.5	42.5	3/8" - 3/4"	24,000	RH2TZ2417STANNA	3485.54
R-410A	17.5	42.5	3/8" - 3/4"	36,000	RH2TZ3621STANNA	4323.77
<b>1 Phase, 208-240/60</b>						
R-410A	17.5	42.5	3/8" - 3/4"	24,000	RH2TZ2417STANNJ	3485.54
R-410A	17.5	42.5	3/8" - 3/4"	36,000	RH2TZ3617STANNJ	3806.80
R-410A	21	42.5	3/8" - 3/4"	36,000	RH2TZ3621STANNJ	4323.77
R-410A	21	50.5	3/8" - 7/8"	48,000	RH2TZ4821STANNJ	4624.02
R-410A	24.5	55.5	3/8" - 7/8"	48,000	RH2TZ4824STANNJ	4707.92
R-410A	24.5	55.5	3/8" - 7/8"	60,000	RH2TZ6024STANNJ	5156.30





## RH1P Series Heat Pump Air Handlers

- PSC Single Stage Airflow
- Aluminum Coil
- Thermostatic Expansion Valve (TXV)

### Limited Warranty:

Conditional Parts - 10 Years

**Efficiencies up to 15 SEER • R-410A • 208/240/1/60**

REFRIG.	SIZE	CABINET HEIGHT	CFM LOW/HIGH	NOM CAPACITY	STOCK NO	EACH
R-410A	17.5	42.5	600/800	24,000	RH1P2417STANJA	2274.77
R-410A	21	50.5	1400/1600	48,000	RH1P4821STANJA	3066.55
R-410A	24.5	55.5	1800	60,000	RH1P6024STANJA	4012.13



## RH1V Series Heat Pump Air Handlers

- Constant CFM Single Stage Airflow
- Aluminum Coil
- Thermostatic Expansion Valve (TXV)

### Limited Warranty:

Conditional Parts - 10 Years

**Efficiencies up to 16 SEER • R-410A • 208/240/1/60**

REFRIG.	SIZE	CABINET HEIGHT	CFM LOW/HIGH	NOM CAPACITY	STOCK NO	EACH
R-410A	17.5	42.5	1000/1200	30,000	RH1V3617STANJA	4511.86
R-410A	21	50.5	1400/1600	48,000	RH1V4821STANJA	5160.76
R-410A	24.5	55.5	1800	60,000	RH1V6024STANJA	6230.11



## Electric Heater Kits for Ruud Air Handlers 208/230/1

SIZE	CABINET SIZE	STOCK NO	EACH
10kW	17"	RXBH1724A10J	273.50
15kW	17"	RXBH1724A15J	422.29
18kW	17"	RXBH1724A18J	441.99
20kW	21-24"	RXBH24A20J	535.21

(24)

## Electric Heater Strip 208/230/1

SIZE	CABINET SIZE	STOCK NO	EACH
13kW	17"	RXBH13KW	267.22

(24)

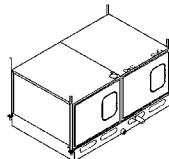
## Willow Hot Water Coils

CFM	STOCK NO	EACH
800-1200	WSD16X16	579.17
1000-2100	WSD20X19	758.89
1600-2400	WSD22X22	911.35



## Accessories

DESCRIPTION	STOCK NO	EACH
1.5-3 ton Aux. Dr.	RXBMAC48	434.43



## RH1T Series Heat Pump Air Handlers

- Constant Torque Single Stage Airflow
- Aluminum Coil
- Thermostatic Expansion Valve (TXV)

### Limited Warranty:

Conditional Parts - 10 Years

**Efficiencies up to 16 SEER • R-410A • 208/240/1/60**

REFRIG.	SIZE	CABINET HEIGHT	CFM LOW/HIGH	NOM CAPACITY	STOCK NO	EACH
R-410A	21	50.5	1200	36,000	RH1T4821STANJA	3909.43
R-410A	24.5	50.5	1400/1600	48,000	RH1T4824STANJA	3987.56
R-410A	24.5	55.5	1800	60,000	RH1T6024STANJA	4363.42



## RH2T Series Heat Pump Air Handlers

- Constant Torque Two Stage Airflow
- Aluminum Coil
- Electronic Expansion Valve (EEV) or Thermostatic Expansion Valve (TXV)

### Limited Warranty:

Conditional Parts - 10 Years

**Efficiencies up to 20 SEER • R-410A • 208/240/1/60**

REFRIG.	SIZE	CABINET HEIGHT	CFM LOW/HIGH	NOM CAPACITY	STOCK NO	EACH
R-410A	17.5	42.5	600/800	24,000	RH2T2417SEACJA	4272.07
R-410A	21	42.5	525/700	24,000	RH2T2421MEACJA	3650.88
R-410A	21	57	1400/1600	48,000	RH2T4821MEACJA	5637.34



## RBHP Series Heat Pump Air Handlers

- Constant Torque Single Stage Airflow
- 35" Cabinet Height

### Limited Warranty:

Conditional Parts - 10 Years

**Efficiencies up to 16 SEER • R-410A • 115/1/60**

REFRIG.	SIZE	CABINET HEIGHT	CFM LOW/HIGH	NOM CAPACITY	STOCK NO	EACH
R-410A	21	35	1000/1200	36,000	RBHP21A00NH2	3548.22



# Ruud Packaged Heating and Cooling Units (25)

ruud.com



## RGEC Series

14 SEER • 208-230V/60Hz • Scroll Compressors

TON	STOCK NO	EACH
<b>1-Phase • 2 Stage Stainless • Tier 3 Achiever Series</b>		
3	RGECZR036AJT10BACAA0	15600.51
4	RGECZR048AJT12BACAA0	15970.85
5	RGECZR060AJT12BACAA0	17541.27

Single-Phase • Electric Ignition					
TON SIZE	AFUE %	HEATING CAP'Y	HTG Output BTU/HR	COOLING CAP'Y	NOMINAL CFM
3	81.0	100,000	81,000	36,000	1200
4	81.0	125,000	NA	49,000	1600
5	81.0	125,000	NA	59,500	2000

14 SEER • 208-230V/60Hz • Scroll Compressors

TON	STOCK NO	EACH
<b>3-Phase • 2 Stage Stainless • Tier 3 Achiever Series</b>		
3	RGECZR036ACT10BACAA0	14643.84
4	RGECZR048ACT12BACAA0	15562.23
5	RGECZR060ACT12BACAA0	16494.95
<b>3-Phase • 2 Stage Stainless • Tier 1 Ultra Series</b>		
6	RGECZT072ACT12BAAAA0	18234.27

Three-Phase • Electric Ignition					
TON SIZE	AFUE %	HIGH INPUT BTU/HR	HTG Output BTU/HR	COOLING CAP'Y	NOMINAL CFM
3	81.0	100,000	81,000	36,000	1200
4	81.0	120,000	97,200	49,000	1600
5	81.0	120,000	97,200	59,500	2000
6	81.0	120,000	97,200	70,000	2400

## RGECZR Accessories

### Roof Curb

SIZE	STOCK NO	EACH
<b>For 3-5 ton RGECZR Series</b>		
14"	RXKGDCC14	748.44
24"	RXKGDCC24	1276.57

### Economizer

For RKNN Series

FOR	STOCK NO	EACH
3-5 Ton	AXRD01RECAM3	1593.54

### Curb Adapter

For 3-5 Ton RKNN Series

STOCK NO	EACH
Carrier to Ruud	

RXRXEACC35	2440.91
------------	---------

### Power Exhaust

FOR	STOCK NO	EACH
3-5 tons	RXRXBGF04C	1243.30

### Hail Guard

FOR	STOCK NO	EACH
3.5 Ton UKNL,		
4 & 5 Ton RKP	AXRXAAD01B	478.59
RGECZR Series	RXRADD04C	399.18

### Economizer

For RGECZR Series

FOR	STOCK NO	EACH
Downflow	RXRD11MCDAM3	2636.36
Horizontal	RXRD11MCHAM3	2898.37





# Ruud Rooftop Units <sup>(25)</sup>

ruud.com



## RGEDZS Achiever Plus® Series Gas Heating Electric Cooling

### R-410A Commercial Rooftop Units

- Optional VFD and HumidiDry Technology™
- Two stage cooling
- PlusOne® Diagnostics with Dual 7-Segment LED Display
- PlusOne® ServiceSmart package

RGEDZS SERIES			
Model	H	L	W
090	50½	60	89½
120	50½	60	89½
150	60½	60	89½

NOMINAL TONS	HEATING INPUT BTU	HEATING OUTPUT BTU	IEER	NOMINAL CFM/AHRI	GROSS COOLING CAPACITY BTU	STOCK NO	EACH
<b>Two Stage Stainless Compressor • 208-230 Volt, 3 Phase</b>							
7.5	205,000	166,050	14.6	3000/3175	88,000	RGEDZT090ACG20BAAAA0	26979.30
10	225,000	182,250	14.6	4000/3480	118,000	RGEDZT120ACG22BAAAA0	32174.33
12.5	225,000	182,250	14	5000/3750	148,000	RGEDZT150ACG22BAAAA0	35818.19

## Accessories

### 14" Roof Curbs

FOR	STOCK NO	EACH
RGEDZS Series	RXKGD44D14	806.69
RKKN 6.0 Ton	RXKGCAD14	551.61
RKKL 7.5 & 12.5 Ton	RXKGAE14	628.22

### 24" Roof Curbs

FOR	STOCK NO	EACH
RGEDZS Series	RXKGD44D24	1696.60

### Economizers

#### For RGEDZS Series

FOR	STOCK NO	EACH
Downflow	RXRD11MDDAM3	3039.71
Horizontal	RXRD11MDHAM3	3068.82

(42)

### Roof Top Accessories

DESCRIPTION	STOCK NO	EACH
Smoke Detector	SM501P	305.17

### Low Ambient Kit

FOR	STOCK NO	EACH
RKKL 6 Ton	RXRZA04	311.88

### Louver Kits

FOR	STOCK NO	EACH
RGEDZS 7.5-10 Ton	RXRXADD04A	399.18
RGEDZS 12.5 Ton	RXRXADD04B	399.18

# WeatherKing® Gas Furnaces/Condensing Units <sup>(38)</sup>

weatherking.com

## W92T Series Multi Position Gas Furnace

- 92% residential gas furnace CSA certified
- 4 way multi-poise design
- 7-Segment LED all units
- Direct Spark Ignition
- Water Management System
- Heat exchanger is removable for improved serviceability. Aluminized steel/Stainless steel construction provide maximum corrosion resistance and thermal fatigue reliability.
- Low profile "34 inch" cabinet
- Blower shelf design
- Pre marked hoses
- Vent with 2" or 3" PVC
- Replaceable Collector box
- Hemmed edges on cabinet and doors
- Quarter turn fasteners for tool less access
- Integrated control boards feature dip switches
- Self priming condensate trap



### W92T Series Constant Torque ECM Motor

INPUT BTU/HR	HTG. CAP'Y BTU/HR	COOLING CFM @ .5"	WIDTH	STOCK NO	PRICE
42,000	39,060	1121	17½	W92TA0401317MSA	2596.58
56,000	52,080	1232	17½	W92TA0601317MSA	2815.04
70,000	68,000	1198	17½	W92TA0701317MSA	2901.33
84,000	78,120	1742	21	W92TA0851521MSA	3139.80
98,000	91,140	1782	21	W92TA1001521MSA	3271.56
112,000	104,160	1934	24½	W92TA1151524MSA	3572.55

## W96T Series Multi Position Gas Furnace

- 96% residential gas furnace CSA certified
- 4 way multi-poise design
- Diagnostics 7-Segment LED all units
- Ignition System – Direct Spark Ignition
- Water Management System
- Heat exchanger is removable for improved serviceability. Aluminized steel/Stainless steel construction provide maximum corrosion resistance and thermal fatigue reliability.
- Low profile "34 inch" cabinet
- Blower shelf design
- Pre marked hoses
- Vent with 2" or 3" PVC
- Replaceable Collector box
- Hemmed edges on cabinet and doors
- Quarter turn fasteners for tool less access
- Integrated control boards feature dip switches
- Self priming condensate trap



### W96T Two-Stage Constant Torque ECM Motor

INPUT BTU/HR	HTG. CAP'Y BTU/HR	COOLING CFM @ .7"	WIDTH	STOCK NO	PRICE
42,000	41,000	1102	17½	W96TA0402317MSA	2899.14
56,000	55,000	1240	17½	W962W0603A17M4SBAS	3474.55
70,000	68,000	1141	17½	W96TA0702317MSA	3190.88
84,000	82,000	1898	21	W96TA0852521MSA	3842.40
98,000	95,000	1745	21	W96TA1002521MSA	3609.44

## Solid Bottom Assemblies

For W96TA, W962W, W95PA, or W92PA Series  
Solid bottom included on W92T Series

SIZE	STOCK NO	EACH
17.5" .....	AE10358501	23.93
21" .....	AS10477202	28.18
24" .....	AE10358503	30.74

## L.P. Conversion Kits

### JR Codes

FOR SERIAL NUMBERS	STOCK NO	EACH
W92TA Series.....	FP38	87.17
W96TA Series.....	FP34	71.52

## WA13 Series Single Stage Air Conditioners

- Outdoor air conditioner designed for ground level or rooftop installations. These units offer comfort & dependability for single, multi-family & light commercial applications
- Painted louvered steel cabinet
- Easily accessible control box
- Condenser coils constructed with copper tubing and enhanced aluminum fins.
- Grille/Motor mount for quiet fan operation
- Limited Warranty (Parts - five years)



Model No. WA13	UNIT DIMENSIONS		
	Width	Length	Height
18, 24	23⅞"	23⅞"	24¼"
30, 36, 42	27⅞"	27⅞"	24¼"
48	31⅞"	31⅞"	27⅞"
60	31⅞"	31⅞"	35⅞"

### Single Stage • 1ph, 208-230/60 • 13 SEER/11 EER

DESCRIPTION	STOCK NO	EACH
3.5 ton .....	WA1342AJ1NA	2774.76

## Condensing Units



## WA13NZ Series Single Stage Air Conditioners

- Fully Louvered Steel Cabinet: Features durable construction to add protection from yard hazards, weather corrosion
- Optimized 7 mm Coil: Design allows for improved airflow, heat transfer and energy consumption (1.5 ton - 4.0 ton)
- Easily Accessible Control Box: Ease of installation and serviceability
- Limited Warranty (Parts - five years)

Model No. WA13NZ	UNIT DIMENSIONS		
	Height	Length	Width
18	25"	29¾"	29¾"
24, 30, 36	25"	33¾"	33¾"
42	27"	33¾"	33¾"
48	39"	33¾"	33¾"
60	45"	33¾"	33¾"


### Single Stage • 1ph, 208-230/60 • 13.4 SEER / 9.0 EER2

DESCRIPTION	STOCK NO	EACH
1.5 ton .....	WA13NZ18AJ1NA	2346.12
2.0 ton .....	WA13NZ24AJ1NA	2509.30
2.5 ton .....	WA13NZ30AJ1NA	2810.91
3.0 ton .....	WA13NZ36AJ1NA	3203.66
3.5 ton .....	WA13NZ42AJ1NA	3468.47
4.0 ton .....	WA13NZ48AJ1NA	3957.91
5.0 ton .....	WA13NZ60AJ1NA	4770.91



# First Co. Package Units (346b)

firstco.com



## First-Pak Gas Single Package Vertical Gas Unit

Self-contained packaged units with gas-fired heating and electric cooling. Pre-wired and pre-charged from factory.

- Slide out Cooling Chassis
- Low friction chassis slide rails
- Slide out heating assembly
- Integrated Circuit board for with status codes
- See through sight glass for viewing codes
- Pre-wired and pre-charged from the factory
- High efficiency scroll and rotary compressors
- Larger air coil with low face velocity
- Stainless steel heat exchanger
- Dual inlet evaporator fan
- Double isolated compressor mounting
- 27<sup>7/8</sup>" Width, 31<sup>3/8</sup>" Length, 43<sup>1/4</sup>" Length
- 20 year heat exchanger warranty 5 year for other parts

**Single Stage • 1ph, 208-230/60 • 12-13 SEER**

HEAT CAPACITY	COOLING	STOCK NO	EACH
30,000 BTU/H	1.0 ton	FPG30N8C12A	5299.22
40,000 BTU/H	1.5 ton	FPG40N8C18A	5521.97
50,000 BTU/H	1.5 ton	FPG50N8C18A	5631.12
50,000 BTU/H	2.0 ton	FPG50N8C24A	6323.87
60,000 BTU/H	2.0 ton	FPG60N8C24A	6450.84
60,000 BTU/H	2.5 ton	FPG60N8C30A	6575.58

(346c)

## Accessories

STOCK NO	EACH
<b>First-Pak Wall Sleeve - 29" x 45"</b>	
92910 .....	443.27
<b>First-Pak Architectural Louvered Grill (Aluminum)</b>	
G230A .....	639.29





**Reserved**

# Century Gas Furnaces

www.century-hvac.com



(360V)

## 92% AFUE GUH92C Series Upflow/Horizontal

### Heat Exchanger Design

- Aluminized steel primary heat exchanger with crimped non-welded construction
- AL 29-4c stainless steel secondary heat exchanger

### Cabinet Design

- Compact 33" height with standardized widths

### Air Delivery System

- Multi-speed high efficiency (constant torque) blower motor
- Easily removable slide-out blower design

### Controls

- Single stage gas valve
- Self diagnostics save last 10 fault codes regardless of power interruption
- Durable silicon nitride igniter
- Electronic air cleaner and humidifier terminals

### Venting

- Certified for direct vent and indirect (1 and 2 pipe applications)

### Natural Gas 1/2" Inlet • 120V / 60Hz / 1 Phase

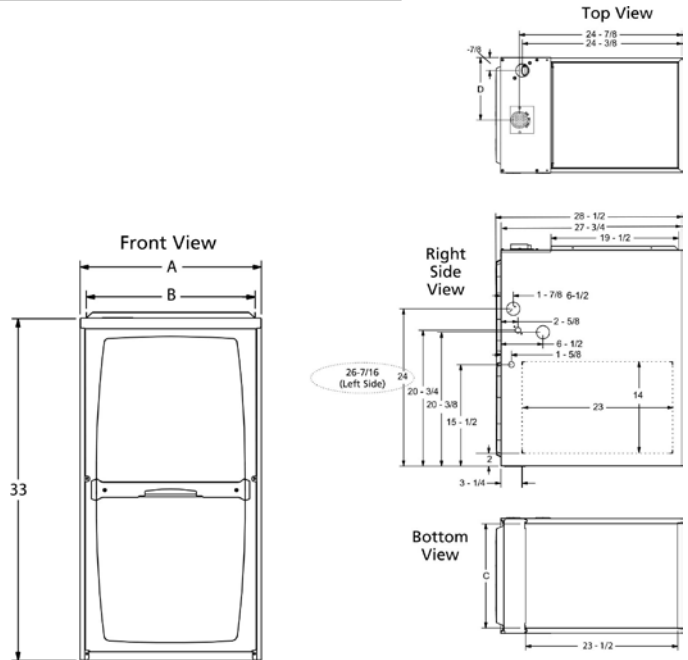
INPUT (BTUH)	OUTPUT (BTUH)	AFUE	NOM. COOLING CAPACITY	STOCK NO	PRICE
44,000	42,000	92.1	3 Ton	GUH92C045B3M	2105.99
66,000	63,000	92.1	3 Ton	GUH92C070B3M	2174.39
88,000	84,000	92.1	4 Ton	GUH92C090C4M	2473.21
110,000	105,000	92.1	5 Ton	GUH92C110C5M	2995.19

GUH97M Warranty	Parts	Heat Exchanger
Factory Registered	6 Years	20 Years

## L.P. Conversion Kit

STOCK NO	EACH
11K50	270.75

GUH92C	Dim. A	Dim. B	Dim. C	Dim. D
GUH92C045B3M	17-1/2"	16-3/8"	16"	9-5/16"
GUH92C070B3M	17-1/2"	16-3/8"	16"	9-5/16"
GUH92C090C4M	21"	19-7/8"	19-1/2"	11-5/16"
GUH92C110C5M	24-1/2"	23-3/8"	23"	11-5/16"



# Century Gas Furnaces

www.century-hvac.com

(360D)

## 97% AFUE GUH97M Series Upflow/Horizontal



### Heat Exchanger Design

- 409 stainless steel primary heat exchanger with crimped non-welded construction
- AL 29-4c stainless steel secondary heat exchanger

### Cabinet Design

- Compact 33" height with standardized widths
- Air Delivery System
- ECM variable speed blower motor
- Easily removable slide-out blower design
- Motor features "soft-start" and "soft-stop" for quiet operation
- Active and passive dehumidification feature

### Controls

- Modulating gas valve
- Works with the conventional 24V T-Stat
- Self diagnostics saves last 10 fault codes regardless of power interruption

### Venting

- Category 4 direct vent appliance (2 pipe only)

### Natural Gas 1/2" Inlet • 120V / 60Hz / 1 Phase

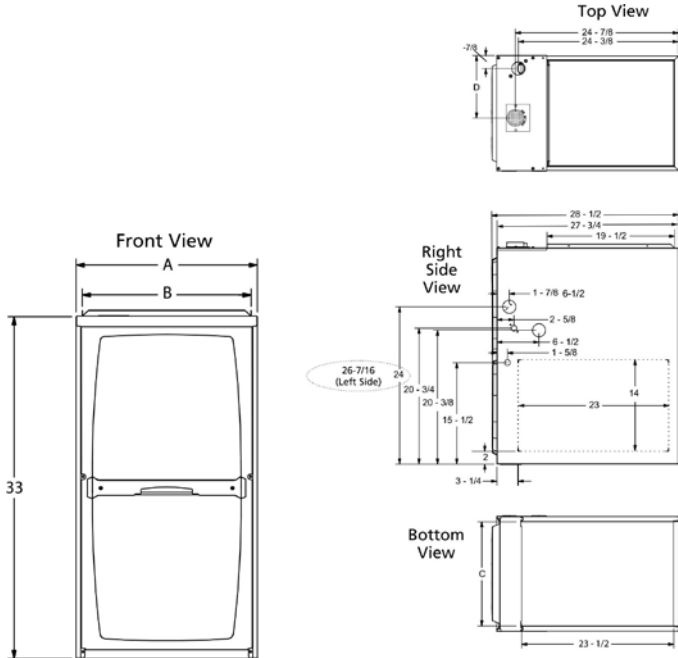
INPUT (BTUH)	OUTPUT (BTUH)	AFUE	NOM. COOLING CAPACITY	STOCK NO	PRICE
66,000	64,000	97.0	3 Ton	GUH97M070B3M	5248.41
88,000	85,000	97.0	4 Ton	GUH97M090C4M	6050.70
110,000	106,000	97.0	5 Ton	GUH97M110C5M	7027.79
132,000	127,000	97.0	5 Ton	GUH97M135D5M	7830.04

GUH97M Warranty	Parts	Heat Exchanger
Factory Registered	6 Years	20 Years

GUH97M	Dim. A	Dim. B	Dim. C	Dim. D
GUH97M070B3M	17-1/2"	16-3/8"	16"	7-5/8"
GUH97M090C4M	21"	19-7/8"	19-1/2"	9-3/8"
GUH97M110C5M	21"	19-7/8"	19-1/2"	9-3/8"
GUH97M135D5M	24-1/2"	23-3/8"	23"	11-1/8"

### L.P. Conversion Kit

STOCK NO	EACH
68W77	645.98



(360B)

## 96% AFUE GUH96T Series Upflow/Horizontal



### Heat Exchanger Design

- Aluminumized steel primary heat exchanger with crimped non-welded construction
- AL 29-4C stainless steel secondary heat exchanger

### Cabinet Design

- Compact 33" height with Standardized widths
- Air Delivery System
- Efficient ECM variable speed blower motor
- Motor features "soft start" and "soft stop" for quiet operation
- Active and passive dehumidification feature
- Easily removable slide-out blower design

### Controls

- Two stage gas valve with Integrated ignition and fan control
- Control board keeps last five (5) fault codes with push button memory recall
- Hot surface ignition system uses durable silicon nitride ignitor
- Control features electronic air cleaner and humidifier terminals

### Venting

- Certified for direct vent (2-pipe) or non-direct (1-pipe) applications

### Natural Gas 1/2" Inlet • 120V / 60Hz / 1 Phase

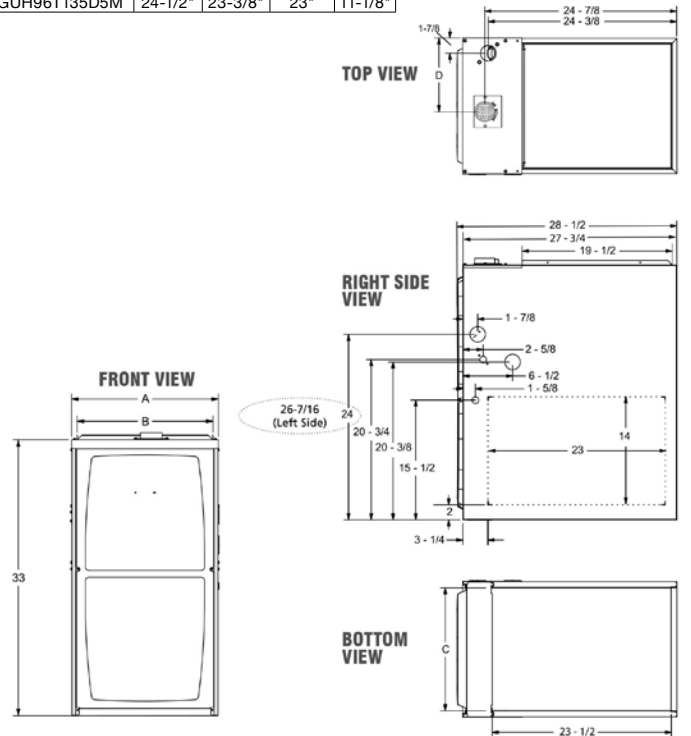
INPUT (BTUH)	OUTPUT (BTUH)	AFUE	NOM. COOLING CAPACITY	STOCK NO	PRICE
29,000/44,000	28,000/42,000	96.0	3 Ton	GUH96T045B3M	2980.45
43,000/66,000	41,000/62,000	96.0	3 Ton	GUH96T070B3M	3098.73
57,000/88,000	55,000/84,000	96.0	3 Ton	GUH96T090C3M	3567.11
72,000/110,000	70,000/105,000	96.0	4 Ton	GUH96T110C5M	3761.09
88,000/132,000	84,000/126,000	96.0	5 Ton	GUH96T135D5M	3927.26

GUH96T Warranty	Parts	Heat Exchanger
Factory Registered	6 Years	20 Years

GUH96T	Dim. A	Dim. B	Dim. C	Dim. D
GUH96T045B3M	17-1/2"	16-3/8"	16"	7-5/8"
GUH96T070B3M	17-1/2"	16-3/8"	16"	7-5/8"
GUH96T090C3M	21"	19-7/8"	19-1/2"	9-3/8"
GUH96T110C5M	21"	19-7/8"	19-1/2"	9-3/8"
GUH96T135D5M	24-1/2"	23-3/8"	23"	11-1/8"

### L.P. Conversion Kit

STOCK NO	EACH
11K48	260.41



# Century Gas Furnaces (360B)

www.century-hvac.com

## 96% AFUE GUH96C Series Upflow/Horizontal

- Heat Exchanger Design
  - Aluminized steel design primary heat exchanger with crimped no weld construction, AL 29-4C
  - Stainless steel secondary heat exchanger

- Burner
  - Aluminized steel inshot burners
- Cabinet Design
  - Compact 33" height with standardized widths
- Air Delivery System
  - Multi-speed high efficiency (constant torque) blower motor

- Controls
  - Single Stage Gas Valve
  - Durable silicon nitride ignitor
  - Self diagnostics saves last 5 fault codes regardless of power interruption
  - Control features electronic air cleaner and humidifier terminals
- Venting
  - Designed certified for direct (2-pipe) and non direct (1-pipe) applications

Natural Gas 1/2" Inlet • 120V / 60Hz / 1 Phase

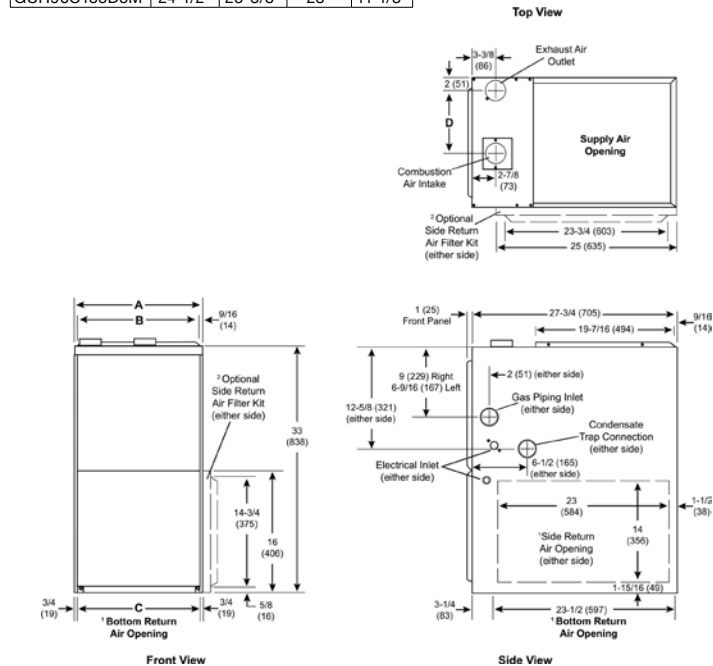
INPUT (BTUH)	OUTPUT (BTUH)	AFUE	NOM. COOLING CAPACITY	STOCK NO	PRICE
44,000	42,800	96.0	3 Ton	GUH96C045B3M	2788.92
66,000	63,900	96.0	3 Ton	GUH96C070B3M	2846.02
88,000	85,600	96.0	4 Ton	GUH96C090C4M	2942.67
110,000	107,200	96.0	5 Ton	GUH96C110C5M	3184.21
132,000	127,000	96.0	5 Ton	GUH96C135D5M	3645.37

GUH96C Warranty	Parts	Heat Exchanger
Factory Registered	6 Years	20 Years

## L.P. Conversion Kit

STOCK NO	EACH
11K50	270.75

GUH96C	Dim. A	Dim. B	Dim. C	Dim. D
GUH96C045B3M	17-1/2"	16-3/8"	16"	7-5/8"
GUH96C070B3M	17-1/2"	16-3/8"	16"	7-5/8"
GUH96C090C4M	21"	19-7/8"	19-1/2"	9-3/8"
GUH96C110C5M	21"	19-7/8"	19-1/2"	9-3/8"
GUH96C135D5M	24-1/2"	23-3/8"	23"	11-1/8"



## 96% AFUE GDD96C Series Downflow

- Heat Exchanger Design
  - Aluminized steel design primary heat exchanger with crimped no weld construction, AL 29-4C
  - Stainless steel secondary heat exchanger

- Burner
  - Aluminized steel inshot burners
- Cabinet Design
  - Compact 33" height with standardized widths
- Air Delivery System
  - Multi-speed high efficiency (constant torque) blower motor

- Controls
  - Single Stage Gas Valve
  - Durable silicon nitride ignitor
  - Self diagnostics saves last 5 fault codes regardless of power interruption
  - Control features electronic air cleaner and humidifier terminals
- Venting
  - Designed certified for direct (2-pipe) and non direct (1-pipe) applications

Natural Gas 1/2" Inlet • 120V / 60Hz / 1 Phase

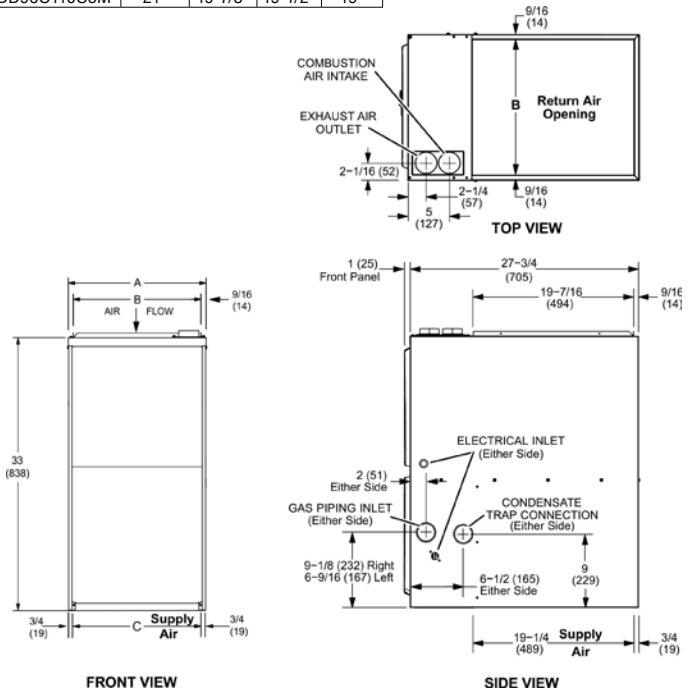
INPUT (BTUH)	OUTPUT (BTUH)	AFUE	NOM. COOLING CAPACITY	STOCK NO	PRICE
44,000	42,000	96.0	3 Ton	GDD96C045B3M	3040.44
66,000	64,000	96.0	4 Ton	GDD96C070B3M	3205.43
88,000	86,000	96.0	4 Ton	GDD96C090C4M	3983.21
110,000	108,000	96.0	5 Ton	GDD96C110C5M	4101.06

GDD96C Warranty	Parts	Heat Exchanger
Factory Registered	6 Years	20 Years

## L.P. Conversion Kit

STOCK NO	EACH
11K50	270.75

GDD96C	Dim. A	Dim. B	Dim. C	Dim. D
GDD96C045B3M	17-1/2"	16-3/8"	16"	15-1/2"
GDD96C070B3M	17-1/2"	16-3/8"	16"	15-1/2"
GDD96C090C4M	21"	19-7/8"	19-1/2"	19"
GDD96C110C5M	21"	19-7/8"	19-1/2"	19"



## 80% AFUE GUH80C Series Upflow/Horizontal



- Heat Exchanger
- Aluminized steel tapered crimped non-welded clam shell design
- Burners
- Aluminized steel inshot burners for smooth ignition
- Cabinet Design
- Compact 33" height
  - Standardized widths for easy coil fit
- Air Delivery System
- Multi-speed high efficiency (constant torque) blower motor
- Controls
- Single stage gas valve
  - Durable silicon nitride ignitor
  - Self diagnostics saving last 10 fault codes regardless of power interruption
- Venting
- Rotatable draft inducer for venting flexibility

### Natural Gas 1/2" Inlet • 120V / 60Hz / 1 Phase

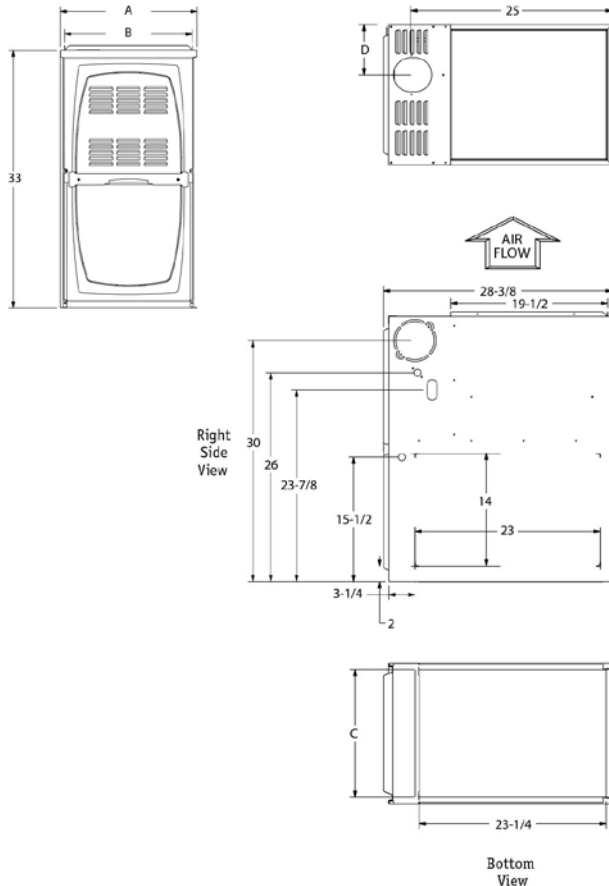
INPUT (BTUH)	OUTPUT (BTUH)	AFUE	NOM. COOLING CAPACITY	STOCK NO	PRICE
44,000	35,200	80.0	1 1/2 - 3 Ton	GUH80C045A3M	1754.73
66,000	52,800	80.0	1 1/2 - 3 Ton	GUH80C070B3M	1855.71
88,000	70,400	80.0	2 1/2 - 4 Ton	GUH80C090B4M	1991.64
88,000	70,400	80.0	3 - 5 Ton	GUH80C090C5M	2081.40
110,000	88,000	80.0	4 - 5 Ton	GUH80C110C5M	2176.55
132,000	105,600	80.0	4 - 5 Ton	GUH80C135D5M	2501.96

GUH80C Warranty	Parts	Heat Exchanger
Factory Registered	6 Years	20 Years

GUH80C	Dim. A	Dim. B	Dim. C	Dim. D
GUH80C045A3M	14-1/2"	13-3/8"	13"	4-3/4"
GUH80C070B3M	17-1/2"	16-3/8"	16"	6-1/4"
GUH80C090B4M	17-1/2"	16-3/8"	16"	6-1/4"
GUH80C090C5M	21"	19-3/8"	19-1/2"	8"
GUH80C110C5M	21"	19-3/8"	19-1/2"	8"
GUH80C135D5M	24-1/2"	23-3/8"	23"	9-3/4"

### L.P. Conversion Kit

STOCK NO	EACH
11K50	270.75



## 80% AFUE GDD80C Series Downflow



- Heat Exchanger
- Aluminized steel tapered crimped non-welded clam shell design
- Burners
- Aluminized steel inshot burners for smooth ignition
- Cabinet Design
- Compact 33" height
  - Standardized widths for easy coil fit
- Air Delivery System
- Multi-speed high efficiency (constant torque) blower motor
- Controls
- Single stage gas valve
  - Durable silicon nitride ignitor
  - Self diagnostics saving last 10 fault codes regardless of power interruption
- Venting
- Rotatable draft inducer for venting flexibility

### Natural Gas 1/2" Inlet • 120V / 60Hz / 1 Phase

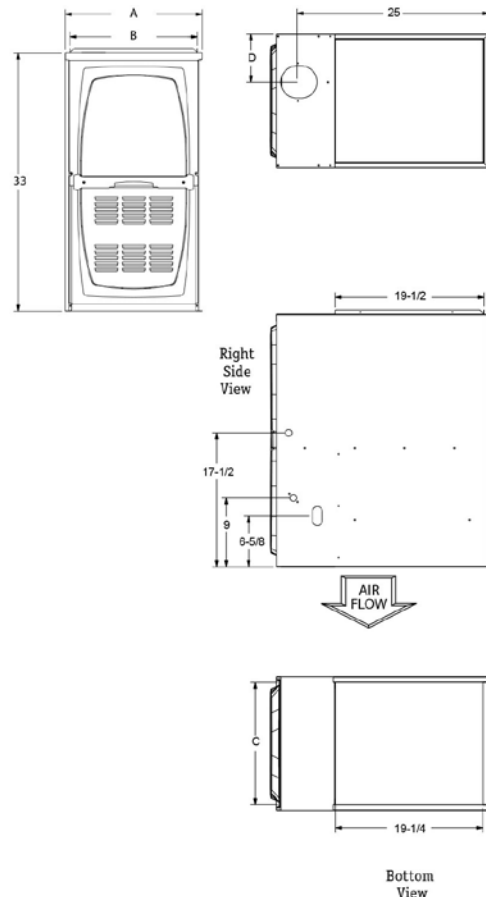
INPUT (BTUH)	OUTPUT (BTUH)	AFUE	NOM. COOLING CAPACITY	STOCK NO	PRICE
44,000	35,200	80.0	2 - 3 Ton	GDD80C045A3M	2607.08
66,000	52,800	80.0	2 - 3 Ton	GDD80C070B3M	3023.97
88,000	70,400	80.0	3 - 4 Ton	GDD80C090B4M	3190.74
110,000	88,000	80.0	4 - 5 Ton	GDD80C110C5M	3418.65

GDD80C Warranty	Parts	Heat Exchanger
Factory Registered	6 Years	20 Years

GDD80C	Dim. A	Dim. B	Dim. C	Dim. D
GDD80C045A3M	14-1/2"	13-3/8"	13"	4-3/4"
GDD80C070B3M	17-1/2"	16-3/8"	16"	6-1/4"
GDD80C090B4M	17-1/2"	16-3/8"	16"	6-1/4"
GDD80C110C5M	21"	19-7/8"	19-1/2"	8"

### L.P. Conversion Kit

STOCK NO	EACH
11K50	270.75





# Century Condensing Units

www.century-hvac.com



(360H)

## RSG17 R-Series

### Compressor

- High-efficiency scroll compressor
- Internally protected against high temperature motor overload conditions

### Cabinet

- Full metal louvered to protect the coil
- Individual louver panels; for cleaning/service
- Corner-mounted controls for easy service
- Baked polyester paint finished over galvanized steel for maximum durability
- 45-degree offset valves for easy service

### Coils

- Total corrosion protection technology
- Enhanced tube-and-fin coil design
- Lanced fins for maximum heat transfer
- Raised coil prevents debris

### Components

- Factory installed high/low pressure switches
- Thread-on pressure switches with Schrader core for simple, quick replacement
- Filter drier shipped loose
- Fan orifice for smoother airflow/sound reduction
- Charged for 15 feet of line set

**17 SEER • R-410A • 208/230v • 1 Phase • 60Hz**

SIZE	STOCK NO	EACH
1.5	RSG1718S1R	3273.07
2.0	RSG1724S1R	3802.50
2.5	RSG1730S1R	4279.03
3.0	RSG1736S1R	4774.80
3.5	RSG1741S1R	5570.99
4.0	RSG1747S1R	6099.63

RSG17	18K	25K	30K	36K	42K	48K
Height	29.25	37.25	29.25	37.25	33.25	33.25
Width	28.25	28.25	28.25	28.25	32.25	32.25
Depth	28.25	28.25	28.25	28.25	32.25	32.25
Weight	155	170	180	200	225	225

RSG17 Warranty	Parts	Compressor
Factory Registered	6 Years	12 Year



(360G)

## RSG14 R-Series

### Compressor

- High-efficiency scroll compressor
- Heavy-duty compressor sound blanket
- Internally protected against high temperature motor overload conditions

### Cabinet

- Full metal louvered to protect the coil
- Individual louver panels; for cleaning/service
- Corner-mounted controls for easy service
- Baked polyester paint finished over galvanized steel for maximum durability

### Coils

- Total corrosion protection technology
- Enhanced tube-and-fin coil design
- Lanced fins for maximum heat transfer

### Components

- Factory installed high/low pressure switches
- Thread-on pressure switches with Schrader core for simple, quick replacement
- Filter drier shipped loose
- Fan shroud for smoother airflow/sound reduction
- Charged for 15 feet of line set
- 45-degree offset valves for easy service

**14 SEER • R-410A • 208/230v • 1 Phase • 60Hz**

SIZE	STOCK NO	EACH
1.5	RSG1418S1R	2630.54
2.0	RSG1424S1R	2683.47
2.5	RSG1430S1R	2926.95
3.0	RSG1436S1R	3218.04
3.5	RSG1442S1R	3722.56
4.0	RSG1448S1R	4108.21
5.0	RSG1460S1R	5099.74

RSG14	18K	25K	30K	36K	42K	48K	60K
Height	29	29	37	29	37	37	43
Width	24.25	28.25	28.25	28.25	28.25	28.25	32.25
Depth	24.25	28.25	28.25	28.25	28.25	28.25	32.25
Weight	134	154	169	181	211	218	226

RSG14 Warranty	Parts	Compressor
Factory Registered	6 Years	12 Year



## Cased Coils (360F)



### MCG Series Coils • R-410A

- Rifled copper tubing, enhanced aluminum fins
- Immersion-tested at 500 psi, the nitrogen-pressurized and sealed
- Right-hand refrigerant and plumbing connections
- Externally mounted flowrator body with Schrader valve for hiss-testing
- Heavy duty plastic drain pans on most models
- Upflow, horizontal right, or horizontal left without field model modification. Downflow application require plate kit, included.
- Painted cabinets feature furnace connectors
- Fully insulated cabinets with faced insulation
- Split access doors in front for easy service
- AHRI certifiable with all brands of A/C and heat pump systems
- ETL listed for use with both R-22 and R-410a when proper metering device is used

TON	WIDTH	HEIGHT	STOCK NO	EACH
<b>Factory installed TXV</b>				
1.5-2	14 1/2"	16 1/2"	MCG1824TA1P	1314.18
1.5-2	17 1/2"	16 1/2"	MCG1824TB1P	1314.18
2-2.5	17 1/2"	16 1/2"	MCG2430TB3P	1345.06
2-2.5	21"	16 1/2"	MCG2430TC3P	1345.06
2	17 1/2"	16 1/2"	MCG24TB4P	1393.56
3	17 1/2"	20 1/2"	MCG36TB7P	1764.00
3	21"	20 1/2"	MCG36TC7P	1764.00
2.5-3	17 1/2"	16 1/2"	MCG3036TB4P	1415.61
2.5-3	21"	16 1/2"	MCG3036TC4P	1415.61
3.5-4	21"	25 1/2"	MCG4248TC8P	1861.02
3.5-4	21"	25 1/2"	MCG4248TCBP	2046.52
3.5-4	24 1/2"	25 1/2"	MCG4248TD8P	1861.02
4	21"	27 1/2"	MCG48TCFP	2028.59
4	24 1/2"	27 1/2"	MCG48TDFP	2028.59
5	21"	31 1/2"	MCG60TCBP	2125.62
5	24 1/2"	31 1/2"	MCG60TDBP	2125.63

(360K)

#### Flowrator Size for R410A - 0.053

1.5-2 17 1/2" 16 1/2" MCG1824PB1P 1190.70

#### Flowrator Size for R410A - 0.067

2.5-3 17 1/2" 16 1/2" MCG3036PB4P 1319.69



## Aspen Uncased Evaporator Coils (25a)

Designed for upflow and downflow applications. Standard refrigerant connections: 3/8" ODS liquid line, 7/8" ODS suction line. One 3/4" MPT condensate drain.

(25a)

### Aspen CA Series

#### R-410A • "A" Coils

W X D X H IN INCHES	STOCK NO	EACH
<b>Cooling "A" Coils</b>		
16"x19 3/8"x15 1/2"	CA30A34160RR410	983.38
16"x19 3/8"x17 1/2"	CA36A34160RR410	1043.57

### Aspen Downflow Kits

Call for application use of metal vs. plastic.

SIZE	STOCK NO	EACH
Metal drain pans	DWNFLWM16	24.73
Plastic drain pans	DWNFLWP	12.37



## Insulated Line Sets (25a)



### UV Abrasion and weather resistant polymeric jacket

SIZE	STOCK NO	EACH
<b>3/4" x 3/8" UV Insulated Linesets</b>		
3/4 x 3/8 x 25'	3438X2512STD	311.96
3/4 x 3/8 x 35'	3438X3512STD	419.57
3/4 x 3/8 x 50'	3438X5012STD	564.76
<b>7/8" x 3/8" UV Insulated Linesets</b>		
7/8 x 3/8 x 25'	7838X2512STD	404.55
7/8 x 3/8 x 35'	7838X3512STD	544.08
7/8 x 3/8 x 50'	7838X5012STD	732.42
<b>1-1/8" x 3/8" Standard Black Insulated Linesets</b>		
1 1/8 x 3/8 x 25'	11838X2512	499.53
1 1/8 x 3/8 x 35'	11838X3512	786.93
1 1/8 x 3/8 x 50'	11838X5012	867.59
<b>3/4" x 3/8" Black 3/4" UV Insulated Linesets</b>		
<b>Sioux Falls Approved</b>		
3/4 x 3/8 x 35'	3438X3534STD	492.90
3/4 x 3/8 x 50'	3438X5034STD	647.97
7/8 x 3/8 x 35'	7838X3534STD	595.44
7/8 x 3/8 x 50'	7838X5034STD	800.40

### Double Insulated

SIZE	STOCK NO	EACH
<b>Omaha Approved Duraguard UV™ Insulated Linesets</b>		
3/8 x 3/4 x 35'	3438X3534BL	561.65
3/8 x 3/8 x 35'	7838X3534BL	678.81
3/8 x 3/4 x 50'	3438X5034BL	753.46
3/8 x 7/8 x 50'	7838X5034BL	919.22

See page 624 For Suction Only Line Sets

## Adhesives

See page 828 for SPVC Line Set Tape

### No 520 Armaflex

DESCRIPTION	STOCK NO	EACH
Pint	PTRUAD	31.64
Quart	QTRUAD	47.46

## Clamps



(29)

### Thermo-Snap Clamp

Pre-mounted brackets designed for pipe mounting jobs. (Bag of 5)

SIZE	STOCK NO	EACH
2"	TSC2	11.34

# Century Heat Pumps & Air Handlers (360E)

www.century-hvac.com

(360S)

## 18 SEER HRG18 P-Series



### Factory-installed TXV

- Inverter-driven compressor for true variable capacity operation.
- Internally protected against high temperature motor overload conditions
- Heavy-duty compressor sound blanket for quiet operation
- Designed for ambients up to 125°F
- All units ETL and ETLC approved and AHRI listed
- Service valves positioned for quick installation and easy service
- High and low pressure switches factory installed
- Factory installed filter dryer

**18 SEER • R-410A • 208/230v • 1 Phase • 60Hz**


SIZE	STOCK NO	EACH
2-3 Ton.....	HRG1836S1P	8220.23
4-5 Ton.....	HRG1860S1P	11020.59

HRG18	36K	60K
H	33.75	43.75
W	29.875	29.875
D	31.5	31.25

HRG18 Warranty	Parts	Compressor
Factory Registered	6 Years	12 Year

(360I)

## 15 SEER HRG15 R-Series



### High-efficiency scroll compressor

- Inverter-driven compressor for true variable capacity operation.
- Internally protected against high temperature motor overload conditions
- Designed to perform in temperatures up to 125°F down to 0°F
- All units ETL and ETLC approved and AHRI listed
- Charged for 15 feet of line set
- High and low pressure switches factory installed
- Factory installed filter dryer

**15 SEER • R-410A • 208/230v • 1 Phase • 60Hz**

SIZE	STOCK NO	EACH
1.5 Ton.....	HRG1518S1R	3818.44
2 Ton.....	HRG1524S1R	3887.38
2.5 Ton.....	HRG1530S1R	4173.77
3 Ton.....	HRG1536S1R	4635.14
3.5 Ton.....	HRG1542S1R	5370.95
4 Ton.....	HRG1548S1R	5880.54
5 Ton.....	HRG1560S1R	6446.22

HRG15	18K	24K	30K	36K	42K	48K	60K
H	43	43	33	33	38	38	43
W	28.25	28.25	28.25	32.25	32.25	32.25	32.25
D	28.25	28.25	28.25	32.25	32.25	32.25	32.25

HRG15 Warranty	Parts	Compressor
Factory Registered	6 Years	12 Year

## HCG\*\*V1P-Series Air Handlers



### Variable-Speed ECM

- External access to heater circuit breakers
- Multi-position = Upflow/Horizontal Left/Right
- Polymer plugs on drain locations for installation
- High-strength/heat resistant/corrosion resistance SMC drain pans
- Enhanced tube-and-fin coil design featuring MHT™ Technology
- Variable speed blower motor (constant air flow)
- Field installed 5 - 20kW electric heat kits with easy plug connections
- Built-in indoor time delay for increased efficiency
- Sleeves on distributor tubing to protect tubes
- Single point power kit

SIZE	STOCK NO	EACH
2.0 ton.....	HCG24V1P	3610.90
3.0 ton.....	HCG36V1P	4114.93
4.0 ton.....	HCG48V1P	4649.95
5.0 ton.....	HCG60V1P	5988.59

HCG**V1P-Series	24K	36K	48K	60K
Nominal cooling capacity - BTUh 1	24000	36000	48000	60000
Volts/Hz/Phase	208-230/60/1	208-230/60/1	208-230/60/1	208-230/60/1
Max. Elec. HEat Available (kW)	10	15	20	20
Transformer Size & Type	40VA Class 2	40VA Class 2	40VA Class 2	40VA Class 2
Filter Size (inches)	15 x 20 x 1	18 x 20 x 1	18 x 20 x 1	18 x 20 x 1
Refrig. Connection (IDS) Suction (in.)	3/4	7/8	7/8	7/8
Refrig. Connection (IDS) Liquid (in.)	3/8	3/8	3/8	3/8
Installed TXV Size	H4TXV01	H4TXV02	H4TXV02	H4TXV03
Weight (lbs.)	127	163	186	186
Height (inches)	45-1/2	53-5/8	55	59-3/4
Width (inches)	18-1/2	21-1/2	21-1/2	21-1/2

## HMG\*\*X1P-Series Air Handlers



### Constant-Torque ECM

- External access to heater circuit breakers
- Multi-position = Upflow/Horizontal Left/Right
- Polymer plugs on drain locations for installation
- High-strength/heat resistant/corrosion resistance SMC drain pans
- Enhanced tube-and-fin coil design featuring MHT™ Technology
- Efficient Constant Torque blower motors
- Field installed 2.5, 5, 7.5, 10, 12.5, 15, and 20 kW electric heat kits
- Built-in indoor time delay for increased efficiency
- Sleeves on distributor tubing to protect tubes
- Single point power kit

SIZE	STOCK NO	EACH
2.0 ton.....	HMG24X1P	2997.95
2.5 ton.....	HMG30X1P	3108.19
3.0 ton.....	HMG36X1P	3375.34
3.5 ton.....	HMG42X1P	3595.85
4.0 ton.....	HMG48X1P	3638.25
5.0 ton.....	HMG60X1P	4706.84

HMG**X1P-Series	24K	30K	36K	42K	48K	60K
Nominal cooling capacity - BTUh 1	24000	30000	36000	42000	48000	60000
Volts/Hz/Phase	208-230/60/1	208-230/60/1	208-230/60/1	208-230/60/1	208-230/60/1	208-230/60/1
Max. Elec. HEat Available (kW)	10	15	15	15	20	20
Transformer Size & Type	40VA Class 2	40VA Class 2	40VA Class 2	40VA Class 2	40VA Class 2	40VA Class 2
Filter Size (inches)	15 x 20	15 x 20	18 x 20	18 x 20	18 x 20	18 x 20
Refrig. Connection (IDS) Suction (in.)	3/4	3/4	7/8	7/8	7/8	7/8
Refrig. Connection (IDS) Liquid (in.)	3/8	3/8	3/8	3/8	3/8	3/8
Installed TXV Size	H4TXV01	H4TXV01	H4TXV02	H4TXV02	H4TXV02	H4TXV03
Weight (lbs.)	127	133	163	168	186	186
Height (inches)	45-1/2	47	53-5/8	53-5/8	55	59-3/4
Width (inches)	18-1/2	18-1/2	21-1/2	21-1/2	21-1/2	21-1/2

## Electric Heat Kits with Circuit Breaker

SIZE	MODEL	C/B SIZE	STOCK NO	EACH
5kW	ECBA25-5CB	30A	16Y39	256.59
7.5kW	ECBA25-7.5CB	45A	16Y41	281.35
10kW	ECBA25-10CB	60A	16Y42	306.08
12.5kW	ECBA25-12.5CB	50A + 25A	16Y43	415.33
15kW	ECBA25-15CB	60A + 25A	16Y44	483.24
20kW	ECBA25-20CB	60A + 50A	16Y46	557.89



# Bosch Heat Pumps & Air Handlers <sup>(22)</sup>

bosch-climate.us

## BOVA Series Air to Air Heat Pumps

- Inverter Driven Rotary Compressor delivers up to 18 SEER
- Inverter Compressor (26%-110% Speed) Modulation in 1% Increments
- Compressor Sound Blanket
- 10-year Residential Limited Warranty



### Outdoor Condensing Units • 208/230v • 1 Phase • 60Hz • R410A

SIZE	COOLING TOTAL	SEER	EER	STOCK NO	EACH
3 Ton	32400	14.5-15.0	10.0-11.5	BOVB36	4761.50
5 Ton	32400-55000	14.5-16.0	10.0-10.5	BOVB60	5951.88

### BOVB18 Outdoor Unit + BMAC Cased Coil Only AHRI 210/240 Performance Data

Outdoor Unit Model	Cased Coil Model	Cooling Capacity			Heating Capacity			
		Cooling Total	Capacity SEER	(BTU/H) EER	HI	HSPF	LOW	CFM
BOVB 36	2430B	23400	15.0	11.5	24000	9.0	17200	700
BOVB 36	3036B	32400	14.5	10.0	35000	9.0	23000	1000
BOVB 36	3036C	32400	14.5	10.0	35000	9.0	23000	1000
BOVB 60	4860C	54000	16.0	10.5	55000	9.5	32000	1300
BOVB 60	4860D	55000	16.0	10.5	56000	9.5	39000	1500

## BMAC Series Cased Coils

SIZE	PAIRING MODEL	SEER	EER	CFM	STOCK NO	EACH
17 1/2"	BOVA36 2-2 1/2 Ton	15	11.5	700	BMAC2430BNTD	1078.46
17 1/2"	BOVA36 3-3 1/2 Ton	14.5	10	1000	BMAC3036BNTD	1109.84
21"	BOVA36 3-3 1/2 Ton	14.5	10	1000	BMAC3036CNTD	1268.78
21"	BOVA36 3 1/2-4 Ton	15	10	1000		
21"	BOVA60 3 1/2-4 Ton	16	11	1300	BMAC4248CNTF	1491.89
21"	BOVA60 4-4 1/2 Ton	16	10.5	1300	BMAC4860CNTF	1699.31
24 1/2"	BOVA60 4-4 1/2 Ton	16	10.5	1500	BMAC4860DNTF	1711.44

## IDS 2.0 Series Air to Air Heat Pumps

- Ultra-efficient inverter drive system offers up to 20.5 SEER and 10.5 HSPF
- Variable capacity control to precisely match the cooling/heating load
- Sound levels as low as 56 dBA
- 10-year Residential Limited Warranty



### Outdoor Condensing Units • 208/230v • 1 Phase • 60Hz

SIZE	COOLING/HEATING BTU/H	SEER	EER	STOCK NO	EACH
3 Ton	34,600/34,200	20-20.5	12.5-14	BOVA36M20	5661.06
5 Ton	54,500/56,000	19-20	12.5-13.5	BOVA60M20	7303.35

### Inverter Ducted Split AHRI 210/240 Performance Data

Outdoor Unit Model	Indoor Air Handler Model	Cooling Capacity			Heating Capacity			
		Cooling Total	Capacity SEER	(BTU/H) EER	HI	HSPF	LOW	CFM
BOVA 36	24	24000	20.5	14	24000	10.5	23000	860/680
BOVA 36	36	34600	20	12.5	34200	10.5	28000	1150/820
BOVA 60	48	47000	20	13.5	48000	10.5	40000	1530/1150
BOVA 60	60	57000	19	12.5	56000	10.5	44000	1750/1350

## Electrical Heat Kits

### Double Pole Breaker

SIZE	STOCK NO	EACH
5kW	.EHK05A	219.54
7.5kW	.EHK08A	277.28
10kW	.EHK10B	305.79
15kW	.EHK15B	496.83
20kW	.EHK20B	581.65

## Surge Protector

STOCK NO	EACH
ICM517	135.55



## BVA 2.0 Series Indoor Air Handlers

The Bosch Inverter Ducted Split system is one of the quietest air-to-air systems on the market. Through the use of foil-faced air handler cabinet insulation, silent blade technology, sound isolating mounts and outdoor condensing section placement - the system can deliver sound levels as low as 56dB - which is far superior to any standard system on the market.

### R410A • Multi-speed ECM blower • TXV Metering

SIZE	STOCK NO	EACH
2.0 ton	.BVA24WN1M20	3000.17
3.0 ton	.BVA36WN1M20	3852.68
4.0 ton	.BVA48WN1M20	4000.94
5.0 ton	.BVA60WN1M20	5475.74



BVA Models	BVA024	BVA036	BVA048	BVA060
<b>Cooling Capacity</b>				
Nominal Cooling (BTU/h)	24,000	34,600	47,500	54,500
Nominal Heating (BTU/h)	24,000	34,200	48,000	55,000
<b>Blower</b>				
Diameter	10-5/8"	10-63/64"	10-63/64"	10-63/64"
Width	8-5/32"	10-63/64"	10-63/64"	10-63/64"
<b>Fan Motor</b>				
Horsepower (HP)	1/3	1/2	3/4	3/4
Full Load Amps	2.6	3	4.5	4.5
<b>Refrigeration System</b>				
Refrigerant Line Size*				
Liquid Line Size (O.D.)	3/8"	3/8"	3/8"	3/8"
Suction Line Size (O.D.)	3/4"	3/4"	7/8"	7/8"
<b>Refrigerant Connection Size</b>				
Liquid Line Size (O.D.)	3/8"	3/8"	3/8"	3/8"
Suction Line Size (O.D.)	3/4"	3/4"	7/8"	7/8"
Expansion Device	TXV	TXV	TXV	TXV
[TXV=Thermal Expansion Valve]				
<b>Decibels dB(A)</b>				
HighSpeed	63	65	67	68
Medium Speed	59	62	63	64
LcmSpeed	55	58	59	60
<b>Electrical Data</b>				
Voltage-Phase-Hz	208/230-1-60	208/230-1-60	208/230-1-60	208/230-1-60
Minimum Circuit Ampacity*	3.3	3.8	5.7	5.7
Max. Overcurrent Protection 3	15	15	15	15
Min/ Max Volts	172V/270V	172V/270V	172V/270V	172V/270V
<b>Air Filter</b>				
Air Filter Sizes	18" x 20"	18" x 20"	20" x 22"	20" x 22"
<b>Weight</b>				
Equipment Weight (lbs)	119	126	162	170
Ship Weight (lbs) 4	132	139	180	188
<b>Dimensions</b>				
Unit D x W x H (in.)	21-5/8 x 19-5/8 x 46-1/2		24 x 22 x 54-1/2	

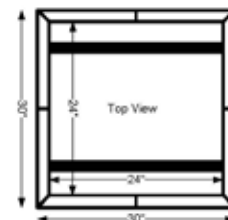


**BOSCH**  
Invented for life

## (39) Universal Reversible Heat Pump Stand

- Reversible adjustable brackets
- Powder coated
- Durable
- 10" Height

STOCK NUMBER	EACH
UNV2430	226.80





# Fujitsu Single Zone Units (330b)

www.fujitsu-general.com/us

## Halcyon™ Wall Mounted Entry Level Units

Stylish, slim and elegant, these popular wall mounted units are designed for single rooms. Indoor units have a clean, aesthetic design and are small but mighty and shorter in length than competing units, helping them blend into any room. These 16-SEER heat pump systems now feature Inverter technology, environmentally friendly R410A refrigerant, both heating and cooling operation, quiet mode and easy maintenance.



(Actual equipment appearance may vary)



### Indoor Units

Wireless Controller Included • Washable Panel Filter

COOLING BTU/HR	NOM. HEATING BTU/HR	STOCK NO	EACH
9,000	10,000	ASUH09LPAS	785.50
12,000	14,000	ASUH12LPAS	845.73
18,000	18,000	ASUH18LPAS	1373.58
24,000	24,000	ASUH24LPAS	1484.00
30,000	30,000	ASUH30LPAS	1700.66
33,000	34,000	ASUH36LPAS	2266.99

### Outdoor Units

SEER/EER	HSPF	HEATING	STOCK NO	EACH
<b>R410A • 208-230 V • 1 Phase</b>				
20.0/12.5	11.0	5 - 75°F	AOUH09LPAS1	832.34
20.0/11.0	11.0	5 - 75°F	AOUH12LPAS1	895.09
20.0/12.0	11.0	5 - 75°F	AOUH18LPAS1	1453.88
19.0/9.2	11.0	5 - 75°F	AOUH24LPAS1	1571.00
18.0/9.8	11.0	5 - 75°F	AOUH30LPAS1	2550.57
18.0/8.1	11.0	5 - 75°F	AOUH36LPAS1	3400.49

(31)

### Mini-Split Thermostat Wire

DESCRIPTION	STOCK NO	EACH
<b>14 Gauge • Mini-Split Tray Cable • 600v</b>		
14/4 50' coil . . . . .	.50MINSPWI	75.20
14/4 250' coil . . . . .	.250MINSPWI	376.00



**See page 901  
for Wi-Fi Thermostat**

**See Fujitsu Catalog  
for complete line set  
chart for Multi-Zone**

**See page 629  
for Wall Bracket**

Fujitsu Line Set Chart	
Indoor Unit	Line Set Size
7,000 BTU	1/4" x 3/8"
9,000 BTU	1/4" x 3/8"
12,000 BTU	1/4" x 3/8"
14,000 BTU	3/8" x 5/8"
18,000 BTU	3/8" x 5/8"
22,000 BTU	3/8" x 5/8"
24,000 BTU	3/8" x 5/8"
30,000 BTU	3/8" x 5/8"
33,000 BTU	3/8" x 5/8"
Floor 14,200 BTU	1/4" x 1/2"
Cassett 18,000 BTU	1/4" x 1/2"
Slim Duct 18,000 BTU	1/4" x 1/2"
LPAS 18,000 BTU	3/8" x 1/2"
LPAS 24,000 BTU	1/4" x 1/2"

## Halcyon™ Wall Mounted Entry Level Units 115v



(Actual equipment appearance may vary)



### Indoor Units

Wireless Controller Included • Washable Panel Filter

COOLING BTU/HR	NOM. HEATING BTU/HR	STOCK NO	EACH
9,000	10,000	ASU9RL2	617.36
12,000	14,000	ASU12RL2	665.04

### Outdoor Units

SEER/EER	HSPF	HEATING	STOCK NO	EACH
<b>R410A • 115V • 1 Phase</b>				
16.0/10.9	9.0	15 - 75°F	AOU9RL2	926.03
16.0/10.0	9.0	15 - 75°F	AOU12RL2	996.30

## Mini-Split Line Sets (25a)



### Duraguard UV Solar Resistant Linesets

1/2" polyethylene wall • R-410A engineered  
Meets ASTM E 84 25/50, 2012/2015 IECC  
(Res. + Comm.), ASTM G153, UL 94 (fire stop)

SIZE	STOCK NO	EACH
1/4" x 164'	.14X164SLOUV	524.07
3/8" x 164'	.38X164SLOUV	753.89
1/2" x 164'	.12X164SLOUV	1007.65
5/8" x 164'	.58X164SLOUV	1277.67

(25A)

### Mini-Split UV Insulated Linesets - Flare Fittings

Both lines are insulated with 1/2" elastomeric insulation.

LIQUID LINE	SUCTION LINE	INSULATION	LENGTH	STOCK NO	EACH
1/4"	1/2"	1/2"	25'	1412X2512MS	319.06
1/4"	1/2"	1/2"	50'	1412X5012MS	541.04
1/4"	3/8"	1/2"	25'	1438X2512MS	303.95
1/4"	3/8"	1/2"	50'	1438X5012MS	518.82
1/4"	5/8"	1/2"	25'	1458X2512MS	379.58
1/4"	5/8"	1/2"	50'	1458X5012MS	615.74
3/8"	5/8"	1/2"	25'	3858X2512MS	373.25
3/8"	5/8"	1/2"	50'	3858X5012MS	621.12





# Fujitsu Single Zone Units (330b)

[www.fujitsu-general.com/us](http://www.fujitsu-general.com/us)

(330C)

## Halcyon™ Wall Mounted Extra Low Temp Heating Units

Powerful Heating Down to -15°F Outdoor Temperatures  
Heating capacity at low outdoor temperatures was improved by adopting a large heat exchanger and a high capacity compressor. Rated heating capacity is maintained up to 20°F. This new model can operate down to -15°F.



(Actual equipment appearance may vary)

### Indoor Units

Wireless Controller Included • Powerful Heating

COOLING BTU/HR	NOM. HEATING BTU/HR	STOCK NO	EACH
9,000	12,000	ASUG09LZBS	969.53
12,000	16,000	ASUG12LZBS	1067.40
14,500	18,000	ASUG15LZBS	1150.24
18,000	21,600	ASU18RLF	1474.79
22,000	25,200	ASU24RLF	1571.00

### Outdoor Units

R410A • 208-230 V • 1 Phase

SEER/EER	HSPF	HEATING	STOCK NO	EACH
33.1/18.0	14.0	-15 - 75°F	AOUG09LZAH1	1776.79
29.4/15.2	13.8	-15 - 75°F	AOUG12LZAH1	1939.07
25.3/13.9	13.3	-15 - 75°F	AOUG15LZAH1	2077.11
20.0/13.3	10.4	-15 - 75°F	AOU18RLXFWH	2499.54
19.5/12.5	10.5	-15 - 75°F	AOU24RLXFWH	2921.99

(24)

## Mighty Bracket

Mini-split installation support tool

- Allows single person installation
- Simple clip on support
- Does not damage walls
- Use on most brands of mini-splits
- Folds for easy storage and includes tote bag



LOAD CAPACITY	STOCK NO	EACH
300 lbs	RE97705	290.07

## Halcyon™ Compact Cassette Units or Slim Duct Units

High durability of indoor unit is achieved by using HCRC (High Corrosion Resistant Copper) for the indoor unit heat exchanger. Through accelerated lab tests, testing has proven to show that HCRC (High Corrosion Resistant Copper) is resilient and stronger than the standard and Oxygen-Free Copper when exposed to corrosive environments.



(Actual equipment appearance may vary)

### Compact Cassette Indoor Units

Controller NOT Included • 2-Stage Turbo Fan

COOLING BTU/HR	NOM. HEATING BTU/HR	STOCK NO	EACH
9,000	12,000	ACUH09LUAS1	994.63
12,000	16,000	ACUH12LUAS1	1223.01

### Slim Duct Indoor Units

Controller NOT Included • 4-Way Auto Louver

COOLING BTU/HR	NOM. HEATING BTU/HR	STOCK NO	EACH
9,000	12,000	ADUH09LUAS1	1207.94
12,000	16,000	ADUH12LUAS1	1289.93

### Outdoor Units

R410A • 208-230 V • 1 Phase

SEER/EER	HSPF	HEATING	STOCK NO	EACH
20-22.5/13.6	11.7-12.5	-5 - 75°F	AOUH09LUAS1	1476.47
20.2-22.1/12.8	11.5-12.2	-5 - 75°F	AOUH12LUAS1	1656.33

# FUJITSU

# Halcyon

# Fujitsu Multi Zone Units (330b)

www.fujitsu-general.com/us

## Indoor Units



### Wall Mount Indoor Units

Wireless Controller Included • Washable Panel Filter

COOLING BTU/HR	NOM. HEATING BTU/HR	STOCK NO	EACH
7,000	8,100	ASUH07LPAS	763.75
9,000	10,000	ASUH09LPAS	785.50
12,000	14,000	ASUH12LPAS	845.73
14,000	16,300	ASUH15LPAS	988.78
18,000	18,000	ASUH18LPAS	1373.58
24,000	24,000	ASUH24LPAS	1484.00

### Halcyon™ Floor Mount Heat Pumps

Floor mount systems are ideal for residential radiator replacements or any room with limited upper wall space, like a kitchen or sunroom. These systems are extremely energy efficient and reach ENERGY STAR®'s Most Efficient status. Single zone floor mount heat pumps feature twin airflow for improved heat delivery and come standard with a designer remote control.



(Actual equipment appearance may vary)

### Indoor Units

Wireless Controller Included • 2-Fan and Wide Airflow

COOLING BTU/HR	NOM. HEATING BTU/HR	STOCK NO	EACH
9,000	12,000	AGU9RLF	1268.78
12,000	16,000	AGU12RLF	1383.62
14,200	18,000	AGU15RLF	1482.33

### Halcyon™ Compact Cassette Units or Slim Duct Units

High durability of indoor unit is achieved by using HCRC (High Corrosion Resistant Copper) for the indoor unit heat exchanger. Through accelerated lab tests, testing has proven to show that HCRC (High Corrosion Resistant Copper) is resilient and stronger than the standard and Oxygen-Free Copper when exposed to corrosive environments.



(Actual equipment appearance may vary)

### Compact Cassette Indoor Units

Controller NOT Included • 2-Stage Turbo Fan

COOLING BTU/HR	NOM. HEATING BTU/HR	STOCK NO	EACH
9,000	12,000	ACUH09LUAS1	994.63
12,000	16,000	ACUH12LUAS1	1223.01
18,000	21,600	ACUH18LUAS1	1726.60

### Slim Duct Indoor Units

Controller NOT Included • 4-Way Auto Louver

COOLING BTU/HR	NOM. HEATING BTU/HR	STOCK NO	EACH
9,000	12,000	ADUH09LUAS1	1207.94
12,000	16,000	ADUH12LUAS1	1289.93
18,000	21,600	ADUH18LUAS1	1703.17

## Outdoor Units

(Actual equipment appearance may vary)



### Halcyon™ Hybrid Flex Inverter or Extra Low Temperature Heating

Connect 2 to 5 indoor units, depending on the outdoor unit selected. These systems provide both heating and cooling for year-round comfort. Choose from four indoor unit styles - wall mounted, floor mounted, cassette and slim duct - to best match your decor. Create the right combinations, the right quantity, the right style indoor units, and the right capacity.

### Hybrid Flex Inverter Outdoor Units

R410A • 208-230 V • 1 Phase • Heating Range 5 - 75°F

MAX CURCUIT BREAKER	COOLING RANGE	HEATING RANGE	STOCK NO	EACH
<b>2 Port Units</b>				
15 Amps	14 - 115°F	5 - 75°F	AOU18RLXFZ	2419.24
<b>2 - 3 Port Units</b>				
20 Amps	14 - 115°F	5 - 75°F	AOU24RLXFZ	2746.32
<b>2 - 4 Port Units</b>				
30 Amps	14 - 115°F	5 - 75°F	AOU36RLXFZ1	4262.11
<b>2 - 5 Port Units</b>				
30 Amps	14 - 115°F	5 - 75°F	AOU45RLXFZ	5050.12

(330c)

### Extra Low Temperature Heating Units

R410A • 208-230 V • 1 Phase • Heating Range -15 - 75°F

MAX CURCUIT BREAKER	COOLING RANGE	HEATING RANGE	STOCK NO	EACH
<b>2 Port Units</b>				
20 Amps	14 - 115°F	-15 - 75°F	AOU18RLXFZH	3377.07
<b>2 - 3 Port Units</b>				
30 Amps	14 - 115°F	-15 - 75°F	AOU24RLXFZH	3976.02
<b>2 - 4 Port Units</b>				
40 Amps	14 - 115°F	-15 - 75°F	AOU36RLXFZH	5523.59

(330d)

### Accessories

DESCRIPTION	STOCK NO	EACH
Simple Remote Controller		
For Duct/Cassette Units . . . . .	UTYRSRY	212.75
Communication Kit . . . . .	UTYWIFI	4.13
WiFi Interface Module . . . . .	UTYTFNXZ2	154.91
Third Party Thermostat		
Converter Kit . . . . .	UTYTTRX	214.81



### Ceiling Cassette Grill

STOCK NO	EACH
UTGCCGFGA . . . . .	289.44

### Adapter Kits

DESCRIPTION	STOCK NO	EACH
Allows two 18K indoor units to AOU36RLXFZ1 . . . . .	UTPMU36A2	53.70
For ASUH24LPAS		
Multi-zone Combos . . . . .	UTPMU45A2	53.70

# Air Conditioner Parts & Accessories

sanyohvac.com

(27)

## Diversitech Bracket

for Air-Conditioners & Heat Pump.  
Powder coated gray finish.

SIZE	STOCK NO	EACH
36"	ACB36	139.43
42"	ACB42	126.50
48"	ACB48	162.22



(27)

## Room-to-Room Ventilator

75 CFM • 1800 RPM

STOCK NO	EACH
TJAS1	272.41



## Slimduct Line Set Cover (24)

### Installation Kit

#### Features

- SD100 3.75" Wall Duct Kit includes 5 fittings to cover up to a 13-ft lineset run with a 3.75" duct.
- Weather resistant PVC, UV stabilized & fire resistant. Tested to over 2,000 hours. Temperature range -4°F to 140°F
- Complements any residential or commercial building.
- 78" duct lengths and 15 fittings ensure complete flexibility of installation
- 1 year warranty

SIZE	STOCK NO	EACH
3 3/4" White	RE85105	353.66



### Components

SIZE	STOCK NO	EACH
<b>3 3/4" x 78" Slimduct length</b>		
SD100 White	RE85104	91.03
<b>3 3/4" x 31" Flexible Elbow</b>		
SD100 White	RE86108	38.47
<b>3 3/4" Coupling • Joining 2 lengths together</b>		
SD100 White	RE86110	18.27
<b>3 3/4" Wall Inlet</b>		
SD100 White	RE86116	51.81
<b>3 3/4" 90° Flat Elbow</b>		
SD100 White	RE86111	46.73
<b>3 3/4" Soffit Inlet</b>		
SD100 White	RE86114	40.29
<b>3 3/4" 90° Vertical Elbow</b>		
SD100 White	RE86102	47.63
<b>3 3/4" End Fitting</b>		
SD100 White	RE86107	22.91



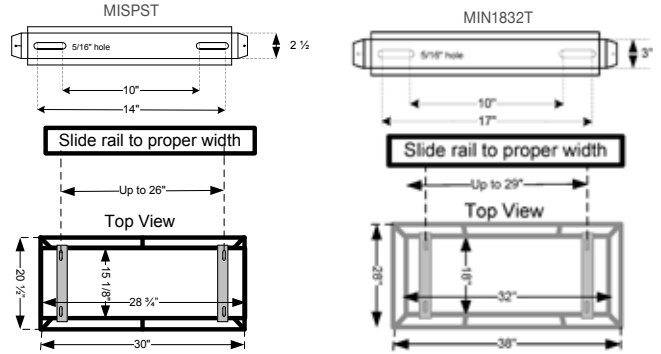
(25)

## Little Giant EC-1-DV Condensation Pump

Dual Voltage 110 - 240V

- 21 dB(A)\*
- 2.5 gph @ 1 ft (9.5 lph) flow
- 33 ft (10 m) shut-off (max. recommended)
- Hall effect switching
- Large inlet filter
- Multi-size hose drain adapter fits all popular drain hose connectors

STOCK NO	EACH
EC1DV	264.96



(39)

## Mini-Split Stands

### Adjustable Top Plate

Note: MISPST Will not fit MAX 3 ton AQX36VFUAGM

HEIGHT	CAPACITY	FITS PAD SIZE	STOCK NO	EACH
12"	400lb	36" x 24"	MISPST	200.88
18"	500lb	30" x 40"	MIN1832T	259.20

## Samsung Mini-Split (39)

### Wind-Free 2.0 Series

Wind-Free™ cooling technology maintains the desired temperature and eliminates cold drafts by delivering air through micro holes on the unit's louver and fascia panel when the louver is closed, producing a dispersed and gentle flow of air defined as "still air." Warranty 10 year Compressor and 10 year parts and 1 year limited labor after registration.



### Indoor Units

R410A • 208-230 V • Wireless Controller Included

COOLING BTU/HR	HEATING BTU/HR	STOCK NO	EACH
12,000	12,000	AR12TSFABWKNCV	812.66



(Actual equipment appearance may vary)

### Outdoor Units

208/230V • Wall bracket sold separately

SEER/EER	HSPF	HEATING	STOCK NO	EACH
23.0/13.50	12.5	-5 - 75°F	AR12TSFABWKXCV	1443.73



(Actual equipment appearance may vary)

### Outdoor Units

208/230V • Wall bracket sold separately

SEER/EER	HSPF	HEATING	STOCK NO	EACH
24.5/15.5	12.5	-13 - 75°F	AR09TSFACWKXCV	1507.65
23.0/13.5	12.5	-13 - 75°F	AR12TSFACWKXCV	1614.76
21.0/13.0	10.0	-13 - 75°F	AR18TSFACWKXCV	2145.71
20.0/12.5	10.0	-13 - 75°F	AR24TSFACWKXCV	2351.68

### Wind Baffles

SIZE	STOCK NO	EACH
Front	WBF3M	210.46
Back	WBB5M	218.72
Back	WBB6MB	346.58

# Samsung Single Zone Units <sup>(39)</sup>

samsunghvac.com

## WindFree™ 3.0e Series Wall Mounted Heat Pump Units

- FEATURES:**
- Available capacities: 9K, 12K, 18K, and 24K Btu/h
  - Wi-Fi enabled allowing voice control with Bixby 2.0<sup>^</sup> and monitoring via Samsung's SmartThings app.
  - Our new indoor unit design incorporates more interlocking components in place of threaded fasteners to reduce the time and effort it takes to install and service a system.
  - Warranty 10 year Product Registration Required. Conditions Apply.



## Indoor Units

### R410A • 208-230 V • Wireless Controller Included

COOLING BTU/HR	HEATING BTU/HR	STOCK NO	EACH
9,000	11,000	AR09CSFCMWKNCV	552.38
12,000	12,000	AR12CSFCMWKNCV	576.14
18,000	21,000	AR18CSFCMWKNCV	750.87
22,000	24,000	AR24CSFCMWKNCV	894.90



(Actual equipment appearance may vary)

## Outdoor Units

### 208/230V • Wall bracket sold separately

SEER/EER	HSPF2	HEATING	STOCK NO	EACH
20.0/13.0	8.3	-5 - 75°F	AR09CSFCMWKXCV	802.33
20.0/12.0	8.3	-5 - 75°F	AR12CSFCMWKXCV	839.04
18.7/11.0	8.0	-5 - 75°F	AR18CSFCMWKXCV	1091.33
18.0/10.5	8.0	-5 - 75°F	AR24CSFCMWKXCV	1301.09

## Mini-Split Thermostat Wire

DESCRIPTION	STOCK NO	EACH
<b>16 Gauge • Plenum Rated • Shielded</b>		
16/2 250' coil . . . . .	250THWI162S	117.70
16/2 1000' coil . . . . .	1000THWI162S	468.76
<b>14 Gauge • EZ-IN Shielded Mini-Split Cable • 600v</b>		
14/4 50' coil . . . . .	50EZIN	146.04
14/4 250' coil . . . . .	250EZIN	730.20




See page 629  
for Line Sets

See page 901  
for Wi-Fi Thermostat

## Mighty Bracket

- Mini-split installation support tool
- Allows single person installation
  - Simple clip on support
  - Does not damage walls
  - Use on most brands of mini-splits
  - Folds for easy storage and includes tote bag



LOAD CAPACITY	STOCK NO	EACH
300 lbs . . . . .	RE97705	290.07

## MAX Series Wall Mounted Heat Pump Units

- FEATURES:**
- Low ambient control built in
  - Auto restart, Turbo mode (during cooling operation only), Auto changeover, 24 hour timer, Good'sleep mode, Quiet mode, and Dry mode operations
  - Warranty 10 year Compressor and 10 year parts and 1 year limited labor after registration



## Indoor Unit

### R410A • Wireless controller included & washable, (HD) main filter included

COOLING BTU/HR	HEATING BTU/HR	STOCK NO	EACH
36,000	36,000	AR36BSHUMGMNCV	1713.84

## Outdoor Unit

### 208/230V • Wall bracket sold separately

SEER/EER	HSPF	HEATING	STOCK NO	EACH
18.6/9.5	10.1	-4 to 75.2°F	AR36BSHUMGMXCV	2570.77

## -40° Series Low Ambient, Cooling-Only Units

- FEATURES:**
- Low ambient cooling to -40°F with front and back wind baffles
  - Supplies power to indoor unit via 14 AWG X 3 power wire
  - Auto-restart after power loss
  - Snow accumulation prevention option setting
  - SmartThings app to operate unit from almost anywhere
  - Digital indoor unit addressing and option settings
  - Night time quiet mode option for outdoor unit
  - Warranty includes 7 year compressor, 5 year parts



## Indoor Units

### R410A • Wireless control included; wired must be purchased separately

NOMINAL CAPACITY BTU/HR	STOCK NO	EACH
18,000	AC018BNADCHAA	1139.24
24,000	AC024BNADCHAA	1385.36
30,000	AC030BNTDCHAA	1624.58
36,000	AC036BNTDCHAA	1783.43



## Outdoor Units

### 208/230V • Wall bracket sold separately

SEER	EER	CAPACITY RANGE BTU/HR	STOCK NO	EACH
20.5	12.00	4,000 - 20,000	AC018BXSCCCAA	1901.91
19.0	9.60	6,000 - 27,000	AC024BXSCCCAA	2270.69
19.7	10.20	8,500 - 35,000	AC030BXSCCCAA	3020.56
18.0	8.10	10,000 - 38,000	AC036BXSCCCAA	3419.09

## Wind Baffles

For select Samsung Outdoor Units:  
**Front:** -40 AC024, -40 AC030, -40 AC036, & FJM AJ036  
**Back:** -40 AC030, -40 AC036, & FJM AJ036

DESCRIPTION	STOCK NO	EACH
Front . . . . .	WBF2M	283.18
Back . . . . .	WBB3M	418.97



# Samsung Multi Zone Heat Pumps <sup>(39)</sup>

samsunghvac.com



## FJM Fascia Panel ONLY

- 24<sup>3</sup>/<sub>8</sub> x 24<sup>3</sup>/<sub>8</sub> x 2<sup>3</sup>/<sub>16</sub> (L x W x H) inches
- Electro-static, washable, pleated filters

For Use with Samsung Ceiling Units

STOCK NO	EACH
PC4SUSMC	312.53

## Quantum 2.0 Series Wall Mounted Heat Pumps

### FEATURES:

- Wi-Fi enabled for control and monitoring via Samsung's SmartThings app.
- Our new indoor unit design incorporates more interlocking components in place of threaded fasteners.
- Warranty 10 year Compressor and 10 year parts and 1 year limited labor after registration



## Indoor Units

R410A • 208-230 V • Wireless Controller Included

COOLING BTU/HR	HEATING BTU/HR	STOCK NO	EACH
9,000	11,000	AR09TSFYBWKNCV	481.44
12,000	12,000	AR12TSFYBWKNCV	502.14
18,000	21,000	AR18TSFYBWKNCV	654.43
22,000	24,000	AR24TSFYBWKNCV	779.96

## FJM/WindFree™ 3.0e Series Wall Mounted Heat Pumps

### FEATURES:

- Wi-Fi enabled allowing voice control with Bixby 2.0^ and monitoring via Samsung's SmartThings app.
- Our new indoor unit design incorporates more interlocking components in place of threaded fasteners.
- Warranty 10 year Product Registration Required. Conditions Apply.



## Indoor Units

R410A • 208-230 V • Wireless Controller Included

COOLING BTU/HR	HEATING BTU/HR	STOCK NO	EACH
7,000	7,500	AR07CSFCMWWKNCV	542.51
9,000	11,000	AR09CSFCMWWKNCV	552.38
12,000	12,000	AR12CSFCMWWKNCV	576.14
18,000	21,000	AR18CSFCMWWKNCV	750.87
22,000	24,000	AR24CSFCMWWKNCV	894.90

## FJM Series Outdoor Heat Pump Condensing Units

### FEATURES:

- Simplified connection to central control with direct connection to R1/R2 at the outdoor unit.
- Option settings allow system configuration as cooling or heating, cooling only, or heating only.
- "Home run" piping to each indoor unit
- Compatible with NASA communication protocol controllers
- Twin BLDC compressor for high efficiency, low noise, and vibration.
- One button auto addressing for simple setup when completing installation
- 10 Years compressor, 10 year parts, 1 year limited labor (registration required)



## Outdoor Units

R410A • 208-230 V • Connects to two or more indoor units

SEER/EEER	COOLING BTU/HR	HEATING BTU/HR	STOCK NO	EACH
<b>2 Port Unit (Compatible with AR07 - AR12 Indoor Units)</b>				
18-19.5/11.1-12.7	18,000	22,000	AJ020BXJ2CHAA	2279.50
<b>3 Port Unit (Compatible with AR07 - AR12 Indoor Units)</b>				
17-19/10.1-12.7	22,000	25,000	AJ024BXJ3CHAA	2589.83
<b>4 Port Unit (Compatible with AR07 - AR18 Indoor Units)</b>				
16.5-19.5/9.3-12.5	32,000	36,000	AJ036BXJ4CHAA	4018.31
<b>5 Port Unit (Compatible with AR07 - AR24 Indoor Units)</b>				
16-19/7.8.6-10.5	47,000	48,500	AJ048BXJ5CHAA	5016.22

SUGGESTED RETAIL PRICING  
4/24

## Controls

### Wireless Controller

- Can control up to 4 indoor units
- Wide display and soft-touch buttons
- Includes holder to mount on wall

For Use with Samsung Ceiling Units & CAC -40° Indoor Series

STOCK NO	EACH
AREH04U	145.54



## Mini-Split Line Sets <sup>(25a)</sup>

### Duraguard UV Solar Resistant Linesets

1/2" polyethylene wall • R-410A engineered  
Meets ASTM E 84 25/50, 2012/2015 IECC  
(Res. + Comm.), ASTM G153, UL 94 (fire stop)

SIZE	STOCK NO	EACH
1/4" x 164'	14X164SLOUV	524.07
3/8" x 164'	38X164SLOUV	753.89
1/2" x 164'	12X164SLOUV	1007.65
5/8" x 164'	58X164SLOUV	1277.67



SAMSUNG Line Set Chart	
Indoor Unit	Line Set Size
9,000 BTU	1/4" x 3/8"
12,000 BTU	1/4" x 3/8"
18,000 BTU	1/4" x 1/2"
24,000 BTU	1/4" x 5/8"
36,000 BTU	1/4" x 5/8"
-40° 30,000 BTU	3/8" x 5/8"
-40° 36,000 BTU	3/8" x 5/8"

### Mini-Split UV Insulated Linesets - Flare Fittings

Both lines are insulated with 1/2" elastomeric insulation.

LIQUID LINE	SUCTION LINE	INSULATION	LENGTH	STOCK NO	EACH
1/4"	1/2"	1/2"	25'	1412X2512MS	319.06
1/4"	1/2"	1/2"	50'	1412X5012MS	541.04
1/4"	3/8"	1/2"	25'	1438X2512MS	303.95
1/4"	3/8"	1/2"	50'	1438X5012MS	518.82
1/4"	5/8"	1/2"	25'	1458X2512MS	379.58
1/4"	5/8"	1/2"	50'	1458X5012MS	615.74
3/8"	5/8"	1/2"	25'	3858X2512MS	373.25
3/8"	5/8"	1/2"	50'	3858X5012MS	621.12



## Wall Brackets

### Wall Bracket

Sliding cross bar gives this bracket an exceptional equipment width range. Includes level for convenience. Width 3" - 30" • Depth 10 1/2" - 16"

PRICE TYPE	LOAD CAPACITY	STOCK NO	EACH
(24)	300 lbs	RE87733	142.69
(39)	500 lbs	CKN250	201.43



GOODIN COMPANY  
www.goodinco.com



## Standard Sizes Garage & Unit Heaters

HeatStar Forced Air Natural Gas Unit Heater is efficient and effective convection heat for your garage or workshop for residential or commercial use.

### Features:

- Ships as NG, Includes NG to LP Conversion Kit
- Spark Ignition Features Self-Diagnostic Control Module
- Includes Angle Brackets (2) for Ceiling Mount
- Category I Vertical; Category III Horizontal Venting
- 1/2" gas connection
- CSA Certified



TOTAL INPUT (BTU/HR)	HEATING AREA (SQ. FT)	CFM OUTPUT	TEMPERATURE RISE	NET WEIGHT (LBS)	FLUE SIZE	STOCK NO	EACH
50,000	1,250	750	45	56	4"	HSU50NG	906.53
80,000	2,000	950	60	79	4"	HSU80NG	1067.18
125,000	3,125	1,150	60	108	4"	HSU125NG	1782.25

## Big Boxx Sizes Garage & Unit Heaters

HeatStar Forced Air Natural Gas Unit Heater is efficient and effective convection heat for your garage or workshop for residential or commercial use.

### Features:

- Spark Ignition Features Self-Diagnostic Control Module
- Includes Angle Brackets (2) for Ceiling Mount
- Category I Vertical; Category III Horizontal Venting
- 1/2" gas connection
- CSA Certified



### Big Boxx Sizes will require LP Conversion Kits, See Below

TOTAL INPUT (BTU/HR)	HEATING AREA (SQ. FT)	FLUE SIZE	STOCK NO	EACH
150,000	NA	4"	HSU150NG	2221.45
200,000	6,700	4"	HSU200NG	2640.69
250,000	8,400	6"	HSU250NG	3037.30
300,000	10,000	6"	HSU300NG	3162.81
400,000	13,400	6"	HSU400NG	3815.44

(335C)

## L.P. Conversion Kits

### Big Boxx Sizes will require LP Conversion Kits

FOR MODEL NUMBERS	STOCK NO	EACH
HSU150NG Series . . . . .	F163070	51.83
HSU200NG Series . . . . .	F163071	55.51
HSU250NG Series . . . . .	F163072	62.92
HSU300NG & HSU400NG Series . . . . .	F163073	74.03

## Power Vented Gas Fired Unit Heaters 82 - 83% TE Model UDX

Indoor, Low Static, Axial Fan Unit Heater for Residential, Commercial/Industrial Use.

### Standard Equipment:

- Power Vented
- TCORE2® titanium stabilized aluminized steel heat exchanger
- Multi-try, direct spark ignition with time lockout
- Vibration/noise isolated fan and venter motors designed for low noise
- External status indicating LED that blinks if there is a problem
- 7-segment display board that shows fault code for troubleshooting
- Optional integrated downturn nozzle and integrated vertical louvers
- Sizes 30-400 certified for commercial/industrial heating applications
- Sizes 30-125 approved for use in residential garages and workshops

### Stocked in natural gas.

MBTH		FLUE SIZE(IN)	CFM	STOCK NO	EACH
INPUT	OUTPUT				
30,000	24,600	4	456	UDX30N	1634.67
45,000	37,350	4	629	UDX45N	1700.61
60,000	49,800	4	769	UDX60N	1789.18
75,000	62,250	4	961	UDX75N	1878.74
105,000	87,150	4	1345	UDX100N	2148.40
120,000	99,600	4	1537	UDX125N	2418.06
150,000	124,500	5	1921	UDX150N	2574.54
175,000	145,250	5	2242	UDX175N	2950.48
200,000	166,000	5	2562	UDX200N	3069.56
225,000	186,750	5	2882	UDX225N	3430.75
250,000	207,500	5	3202	UDX250N	3567.54
300,000	249,000	6	3843	UDX300N	4266.29
350,000	290,500	6	4483	UDX350N	5011.29
400,000	332,000	6	5123	UDX400N	5212.06



## Gas Fired Separated Combustion Unit Heaters 82 - 83% TE Model UDZ

Indoor, Low Static, Axial Fan Unit Heater for Residential, Commercial/Industrial Use.

### Standard Features:

- 30-125 MBTUH carry an additional approval for residential use
- TCORE2® design titanium stabilized aluminized steel heat exchanger
- Single burner combustion system including a one-piece burner assembly
- 115/1/60 supply voltage, 115 volt open fan motor, 24 volt transformer
- Integrated circuit board with 7 segment display with fan relay
- Field adjustable natural gas valve
- Vibration/noise fan and venter motors
- External terminal strip for 24-volt wiring and gas connection
- Improved cabinet design with removable front face
- External status indicating LED and full fan guard for safety

### Stocked in natural gas.

### Required combustion air/vent system sold below.

BTUH		COMBUSTION AIR INLET/ VENT CONNECTION	CFM	STOCK NO	EACH
INPUT	OUTPUT				
30,000	24,600	4" / 4"	456	UDZ30N	2359.99
45,000	37,350	4" / 4"	629	UDZ45N	2668.03
60,000	49,800	4" / 4"	769	UDZ60N	3040.04
75,000	62,250	4" / 4"	961	UDZ75N	3148.30
105,000	87,150	4" / 4"	1345	UDZ100N	3598.05
120,000	99,600	4" / 4"	1537	UDZ125N	4000.57
150,000	124,500	6" / 5"	1921	UDZ150N	4467.06
200,000	166,000	6" / 5"	2562	UDZ200N	4945.35
250,000	207,500	6" / 5"	3202	UDZ250N	5871.44



## LP Conversion Kits

STOCK NO	EACH
for UDAP/UDAS 30, 45	
RE269835	150.88
for UDAP/UDAS 100, 125	
RE269837	192.02
for UDAP 150, 175	
RE269838	192.02
for UDAP 200, 225, 250	
RE269839	167.34

## LP Conversion Kits

STOCK NO	EACH
for UDX/UDZ 30 - 45	
RE1036536R	133.65
for UDX/UDZ 60 - 75	
RE1036537R	170.10
for UDX/UDZ 100 - 125	
RE1036538R	170.10
for UDX/UDZ 150 - 175	
RE1036539R	170.10
for UDX/UDZ 200 - 250	
RE1036540R	148.23
for UDX/UDZ 300 - 400	
RE1036543R	170.10

## Vent Caps

SIZE	STOCK NO	EACH
4"	RE111848	89.56
5"	RE111849	104.32
6"	RE111850	118.10

## CK-99 Ceiling Brackets

For Use with UDAP/UDX 30-125

STOCK NO	EACH
RECK99	40.14



## Flush Mount Quick Sling Bracket

For use up to 125M BTU

STOCK NO	EACH
QSWI3000	320.45

## Horizontal Vent Kits - CC6

STOCK NO	EACH
for UDZ 30-125	
RE211762	474.36
for UDZ 150-400	
RE211763	558.01
for UEAS	
RE221247	516.68

## Vertical Vent Kits - CC2

STOCK NO	EACH
for UDZ 30-125	
RE205895	505.85
for UDZ 150-400	
RE205896	669.22
for UEAS	
RE221248	633.79

## Super High Efficiency Separated Combustion Unit Heaters Model UEAS

Indoor, Low Static, Axial Fan Unit Heater for Commercial/Industrial Use.

### Standard Equipment:

- 50-60° F Rise range
- Up to 93% Thermal efficient
- TCORE3® titanium stabilized aluminum steel heat exchanger
- 115/1/60 Supply voltage
- Transformer for 24-volt controls
- Fan relay
- Integrated circuit board with diagnostic indicator light

### Stocked in natural gas.

### Required combustion air/vent system sold above.

MBTH		THERMAL EFFICIENCY %	CFM	STOCK NO	EACH
INPUT	OUTPUT				
131,000	121,830	93.0	2256	UEAS130N	4528.94



## Reznor Ceiling Brackets

For use up to 125M BTU

STOCK NO	EACH
REHEBRSM	224.78
For 150M - 250M BTU (600 lbs.)	
STOCK NO	EACH
REHEBRLG	264.74



## Tube Systems

### 2-Stage Standard Equipment

Burner housing assembly, hot rolled combustion tube with gasket, combustion air inlet collar, tubulators when required.  
1/2" NPT Connection • 120VAC 60Hz 1A • 4" Tube Diameter



## TA Series Infrared Heaters

### Infrared Tube Packs

#### 2-Stage • 120V 60Hz 1A

TUBE LENGTH (FT)	STOCK NO	EACH
10' (6' Baffle)	TH10	556.31
20' (12' Baffle)	TH20S	992.91
30' (12' Baffle)	TH30S	1312.41
<b>Extension Pack</b>		
30'	TX30S	1113.89



### Infrared Burners

#### Natural Gas

BTUH INPUT	TYPE	STOCK NO	EACH
80,000	NG	TSA08N	1435.44
100,000	NG	TSA10N	1435.44
125,000	NG	TSA12N	1435.44
175,000	NG	TSA17N	1435.44
220,000	NG	TSA22N	1467.98

Model Nat. Gas	Heat Exchanger Length		Baffle Length (ft.)
	Minimum	Maximum	
TA-80	20'	30'	12'
TA-100	20'	30'	12'
TA-125	30'	50'	12'
TA-150	40'	60'	6'
TA-175	50'	60'	
TA-205	60'	70'	
TA-220	60'	70'	

### LP Conversion Kits

#### For TSA Series

BTUH INPUT	TYPE	STOCK NO	EACH
80,000	LP	CG096	28.25
100,000	LP	CG098	26.01
125,000	LP	CG100	29.67
175,000	LP	CG104	26.49
220,000	LP	CG108	26.49

80,000 btuH Models	
Unit	Components Needed
TSA08N-20ft.	TSA08N • TH20S
TSA08N-30ft.	TSA08N • TH30S
TSA08N-40ft.	TSA08N • TH10S • TX30S
125,000 btuH Models	
Unit	Components Needed
TSA12N-30ft.	TSA12N • TH30S
TSA12N-40ft.	TSA12N • TH10S • TX30S
TSA12N-50ft.	TSA12N • TH20S • TX30S

### GRT Series Garage Heater

Pre-assembled, ceiling hardware, gas flex connector, thermostat, 8' venting kit. 17.5" x 8" x 118"

BTUH	STOCK NO	EACH
45,000	GRT45N	2450.46



#### Accessories

DESCRIPTION	STOCK NO	EACH
LP Conversion Kit	RG035	15.28
Vent Elbow Kit	RT017	119.62

## UXR Series Infrared Heaters

### Infrared Stainless Steel Tube Packs

Rugged High Efficiency Heater - Model UXR  
Weather Resistant Electrical Components  
1-Stage • 120V 60Hz 1A • 1/2" NPT Connection

TUBE LENGTH	STOCK NO	EACH
10	TH10SSTM	752.40
20	TH20SSTM	1372.61
30	TH30SSTM	1999.26
<b>Extension Pack</b>		
30	TX30SSTM	1895.22



### Infrared Burners

#### Natural Gas • 1/2" NPT Connection

BTU/HR RATE	TYPE	MIN. LENGTH	MAX LENGTH	STOCK NO	EACH
80,000	NG	20 Foot	40 Foot	UXR08NS	2052.44
125,000	NG	30 Foot	50 Foot	UXR12NS	2052.44

## Accessories <sup>(24)</sup>

### Reflectors

DESCRIPTION	STOCK NO	EACH
<b>Side reflector</b>		
124" Reflector	CR019	74.81
Retainer Clip	CR035	9.16
Bracket	CR016	15.88
<b>Top replacement reflector</b>		
124" Reflector	CR001	150.30

### Aluminized Coupling

DESCRIPTION	STOCK NO	EACH
4"	CR010	42.86

(21)

### Ignitor

DESCRIPTION	STOCK NO	EACH
Probe	CE002	33.49
Sensor	CE003	31.02

### "U" Tube Package

DESCRIPTION	STOCK NO	EACH
180°	CT080	300.41

(21)

### Air Switch

MBTUH INPUT	STOCK NO	EACH
80-100	CE021	118.17
125	CE024	118.17

### Aluminum Baffle Kits

DESCRIPTION	STOCK NO	EACH
6 foot	CT046	84.94
12 foot	CT047	150.01

### Vent Terminal

DESCRIPTION	STOCK NO	EACH
4"	CT011	113.29

### Elbow Package

DESCRIPTION	STOCK NO	EACH
90°	CT024	290.28

### Tube/Reflector Hanger

STOCK NO	EACH
CR003	19.29

(21)

### 2-Stage Accessories

DESCRIPTION	STOCK NO	EACH
Gas Valve(40-125M)	CG066	384.83
Blower Assy(40-125M)	CE004	348.85

(18)

### Uncoated Stainless Steel Corrugated Gas Appliance Connectors

Rated for Indoor & Outdoor use  
1/2" I.D. (5/8" O.D.) With Fittings

LENGTH	STOCK NO	EACH
<b>1/2" FIP x 1/2" MIP</b>		
(•) 24"	DO30313224	29.39
(•) 36"	DO30313236	33.55
48"	DO30313248	42.78
<b>3/4" FIP x 3/4" MIP</b>		
(•) 18"	DO30414218	25.68
(•) 24"	DO30414224	29.39
(•) 36"	DO30414236	33.55
48"	DO30414248	42.78

(-) - Approved for use with Radiant Tube Heating Appliances when installed according to manufacturers instructions..





## VPT Series - Positive Pressure 2-Stage, Gas-Fired, Tubular, Infrared Heater

BTUH INPUT	TYPE	STOCK NO	EACH
60,000	NG	VPT60	1549.03
80,000	NG	VPT80	1549.03
100,000	NG	VPT100	1549.03
125,000	NG	VPT125	1549.03
150,000	NG	VPT150	1549.03
<b>Not certified to be used with LP</b>			
170,000	NG	VPT170	1871.14
200,000	NG	VPT200	1871.14

## VPT Series LP Conversion Kits

Field conversion kits

BTUH INPUT	TYPE	STOCK NO	EACH
60,000	NG	RE1001412	188.37
80,000	NG	RE1001413	188.37
100,000	NG	RE1001414	188.37
125,000	NG	RE1001415	188.37
150,000	NG	RE1001416	188.37

Size	Pressure Drop (inches w.c.)	Gas Pressure Required at the Gas Valve			
		Natural Gas		Propane Gas	
		Minimum G	Maximum	Minimum	Maximum
60	0.05	5 in. w.c.	14 in. w.c.	11 in. w.c.	14 in. w.c.
80	0.05	5 in. w.c.	14 in. w.c.	11 in. w.c.	14 in. w.c.
100	0.10	5 in. w.c.	14 in. w.c.	11 in. w.c.	14 in. w.c.
125	0.15	5 in. w.c.	14 in. w.c.	11 in. w.c.	14 in. w.c.
150	0.20	5 in. w.c.	14 in. w.c.	11 in. w.c.	14 in. w.c.
170	0.40	7 in. w.c.	14 in. w.c.	NA	NA

## VP Series - Tube Package

2-Stage, Gas-Fired, Tubular, Infrared Heater

LENGTH	# OF ROLLED STEEL	# OF CALCOAT	STOCK NO	EACH
20'	1	1	VPA	890.51
30'	2	1	VPB	1208.17
30'	1	2	VPC	1242.08
20'	2	—	VPD	667.44
30'	3	—	VPE	1002.94

## VP Series Tube Package Matrix

To order modular components for easy stocking or replacement of lost/damaged components select burner boxes and tube packages individually. Tube packages can be ordered by model numbers. The table below shows which tube packages, and burner inserts, should be ordered for various system lengths.

Burner insert option codes and quantity (in parenthesis) shown on rows marked "Inserts." in the table below.

VP Series Tube Package Matrix		60	80	100	125	150	170	200	
System Length (ft)	Natural Gas	60	80	100	125	150	170	200	
	20	Tube Pkg(s)	VP-A	—	—	—	—	—	—
	Inserts	TB1	—	—	—	—	—	—	
	30	Tube Pkg(s)	VP-b	VP-b	VP-b	VP-b	—	—	—
	Inserts	TB1	TB1	TB1	TB2	—	—	—	
	40	Tube Pkg(s)	VP-A, VP-d	VP-A, VP-d	VP-A, VP-d	VP-A, VP-d	VP-A, VP-d	—	—
	Inserts	TB1	TB1	TB1	TB2	—	—	—	
	50	Tube Pkg(s)	—	—	—	VP-A, VP-E	VP-A, VP-E	VP-C, VP-d	VP-C, VP-d
	Inserts	—	—	—	TB2	—	—	—	
	60	Tube Pkg(s)	—	—	—	—	VP-C, VP-E	VP-C, VP-E	VP-C, VP-E
	Inserts	—	—	—	—	—	—	—	
	70	Tube Pkg(s)	—	—	—	—	—	—	VP-C, (2) VP-d
	Inserts	—	—	—	—	—	—	—	
	80	Tube Pkg(s)	—	—	—	—	—	—	—
	Inserts	—	—	—	—	—	—	—	

## Optional Field Installed Accessories for VPT Series

### 5' Extension Tube

STOCK NO	EACH
VPH	232.00

### End Cap Kit

STOCK NO	EACH
CD27	42.83

### CCI Vent Cap

STOCK NO	EACH
RE120738	122.24

### "L" Shaped Tube with Reflector

STOCK NO	EACH
VPL	172.21

### "U" Shaped Tube with Reflector

STOCK NO	EACH
VPU	248.95

### Combustion Air Inlet Adapter

STOCK NO	EACH
DE1	132.95

### Burner Insert Only

Natural Gas, VP Series Tube Package

SIZE	STOCK NO	EACH
5 foot	TB1	100.83
3 foot	TB2	94.58

# Electro Duct Furnaces <sup>(22)</sup>

electromn.com



## WarmFlo Select EM-WU Series

Upflow Duct Heaters

**No Chip Needed • Universal Control • Everything Included**

DUCT SIZE	STOCK NO	EACH
15x18"	EMWU102S5SL1	2041.20
15x18"	EMWU153S5SL1	2376.00
15x18"	EMWU204S5SL1	2586.60
18x18"	EMWU153S8SL1	2376.00
18x18"	EMWU204S8SL1	2586.60
18x18"	EMWU254S8SL1	2991.60

Model Number	Duct Size	Phase	kW
EMWU102S5SL1	15"x18"	1	10
EMWU153S5SL1	15"x18"	1	15
EMWU204S5SL1	15"x18"	1	20
EMWU153S8SL1	18"x18"	1	15
EMWU204S8SL1	18"x18"	1	20
EMWU254S8SL1	18"x18"	1	25

**Not Compatible with  
2-Stage Heat Pump**



## WarmFlo Select EM-WU Series 2-Stage Heat

Upflow Duct Heaters

**No Chip Needed • Universal Control • Everything Included**

DUCT SIZE	STOCK NO	EACH
15x18"	EMWU102D5SL2	2376.00
15x18"	EMWU153D5SL2	2710.80
15x18"	EMWU204D5SL2	2921.40
18x18"	EMWU153D8SL2	2710.80
18x18"	EMWU204D8SL2	2921.40
18x18"	EMWU254D8SL2	3326.40

## WarmFlo Select EM-WD Series

Downflow 18" Duct Heater.

**No Chip Needed • Universal Control • Everything Included**

SIZE	STOCK NO	EACH
15kW	EMWD153S5SL1	2451.60
15kW	EMWD153S8SL1	2451.60
20kW	EMWD204S8SL1	2662.20



## EH-U Series

Upflow Duct Heater

**For Non-Heat pump applications ONLY • Everything Included**

DUCT SIZE	STOCK NO	EACH
15x18"	EHU105	1490.40
15x18"	EHU155	1787.40
18x18"	EHU158	1787.40
15x18"	EHU205	1987.20
18x18"	EHU208	1987.20
18x18"	EHU258	2386.80

Model Number	Duct Size	Phase	kW
EHU-10-5	15"x18"	1	10
EHU-15-5	15"x18"	1	15
EHU-15-8	18"x18"	1	15
EHU-20-5	15"x18"	1	20
EHU-20-8	18"x18"	1	20
EHU-25-8	18"x18"	1	25



## Electro-Mate® HeatChoice

Downflow 18" Plenum Heater.

SIZE	STOCK NO	EACH
15kW	EHD158	1863.00
20kW	EHD208	2062.80



## Packaged Make-Up Air Units

With Multi-Speed Control. 240v

SIZE	CFM	STOCK NO	EACH
5kW	350	EMMC05240108	2964.60
10kW	625	EMMD10240110	3326.40
15kW	1050	EMMF15240114	4438.80
20kW	1550	EMMG20240114	4757.40

## Accessories

### Model WF-EM3

Dual Fuel Interface

**For Non-Heat Pump Systems**

STOCK NO	EACH
WFEM3	547.88

### Model WF-LGR4

H/P T-Stat Interface

STOCK NO	EACH
WFLGR4	812.59

### Model WF-EZ3

4-Wire T-Stat Interface

**For Heat Pump Systems**

STOCK NO	EACH
WFEZ3	661.77

### Model WF-DFHP1

Dual Fuel Heat Pump Control.

For heat pump & gas Furnaces with no plenum.

STOCK NO	EACH
WDFHP1	823.50

### Model WF-DFHP2

2-Stage Controller for heat pump & gas Furnaces.

STOCK NO	EACH
WDFHP2	1107.00

### Model WF-ANZ7

WarmFlo Analyzer

STOCK NO	EACH
WFANZ7	423.23

### Model WF-HP2

2-Speed heat pump control with plenum heater.

STOCK NO	EACH
WFHP2	1318.92

**Packaged Make-Up Air  
Units Available from Manufacturer**



## Heat Recovery Ventilator



### Max Series

#### Features:

- Energy Star Rated
- High Efficiency Hex Core
- 5-Speed, 4-Mode Operation
- Factory Lifetime Core Warranty
- Recirculating Defrost
- Digital Control Included



AIR FLOW (EA. STREAM) .10" WC	AIR FLOW (EA. STREAM) .30" WC	STOCK NO	PRICE
170	150	155MAX	1373.09
222	193	205MAX	1501.37



### RNC Series

Heat recovery Ventilator,  
99-BC02 control box Sold Separately.

HEIGHT	WIDTH	DEPTH	DEFROST	STOCK NO	EACH
<b>Compact, Door port balancing, 5" Duct Ports</b>					
17 <sup>1</sup> / <sub>4</sub> "	22 <sup>3</sup> / <sub>4</sub> "	14"	Recirculating	RNC5TPD	1266.30
<b>Low profile, horizontal mounting, HEX Core</b>					
9 <sup>3</sup> / <sub>4</sub> "	19 <sup>3</sup> / <sub>8</sub> "	20 <sup>3</sup> / <sub>4</sub> "	Recircul.	METRO120D	1275.75
<b>Horizontal, Door port balancing, HEX Core</b>					
19"	33 <sup>2</sup> / <sub>8</sub> "	14 <sup>3</sup> / <sub>4</sub> "	Recirculating	RNC155	1445.85
<b>Top Port Design, Door port balancing, HEX Core</b>					
18 <sup>3</sup> / <sub>4</sub> "	33 <sup>2</sup> / <sub>8</sub> "	15"	Recirculating	RNC205	1408.05



### 267MAX HRV

- Recirculating damper defrost system with ECM motor providing higher output and very low power consumption
- Digital Wall Control (99DXPL02)
- Compatible with our wireless timer (99DET02)
- 18<sup>3</sup>/<sub>4</sub>" x 33<sup>2</sup>/<sub>8</sub>" x 15"

STOCK NO	EACH
267MAX	2040.01

## Heat Recovery System Accessories

(21)

### Digital Electronic Timer

- Perfect for bath and kitchen ventilation control
- Touch pad for 20/40/60 minute operation
- A simple press activates high speed
- Timer turns off with a touch
- Indicator light display
- Compatible With MAX and RNC Series



STOCK NO	EACH
99DET01	51.08

(21)

### Digital Wall Control

- LCD screen and slim-line design
- 5 speed fan settings and standby setting
- Electronic dehumidistat
- 20/40/60 high speed override button
- Connect to 3 wire 20 gauge low voltage wire
- Five selectable modes of operation



STOCK NO	EACH
99DXPL03	145.13

(21)

### Basic Wall Control - BC02

- 2 speed fan setting (LOW / HIGH)
- Standby setting (fan OFF)
- Electronic Dehumidistat
- Connect to 3 wire 20 gauge low voltage wire



STOCK NO	EACH
99BC02	13.50

### 6" Flow Monitoring Station

STOCK NO	EACH
NU99152	143.96

### 6" Diameter Outside Weather Hood Kit

Carton contains 2 hoods, screens, decals, 12" sleeves and insulating duct collars.

STOCK NO	EACH
NU99186	89.98

(21)

### Dual Hood 99-190

One Hood - Two Airflows.

STOCK NO	EACH
NU99190	278.64

### HRV Foam Filter for Hex Core

MODEL/STOCK NO	EACH
2 Filter/Pair 6516112R	15.81

### HRV Square Core Filter

MODEL/STOCK NO	EACH
2 Filter/Pair 6516012R	17.57

(21)

### Wireless Timer

- Initiates high speed ventilation 20, 40, or 60 minutes
- Wireless timers have an estimated range of 40 Ft.
- Compatible with Repeater (99-RX02)
- Saves on installation time and cost
- Can be surface or E-box mounted
- Includes battery



STOCK NO	EACH
99DET02	69.66

(21)

### Repeater

- Extends range of wireless timer
- Plugs into outlet



STOCK NO	EACH
99RX02	29.95

## Replacement Parts



### Control Board for ControlAir-15 Models

5 speeds, on/off and standby switch, auto-defrost indicator, system test indicator, compact & modern

STOCK NO	EACH
NU99275	122.14

### MA Fuse for Control Air-15 Board

STOCK NO	EACH
NU21123	1.21

(21)

### MAX Circuit Board Kit

STOCK NO	EACH
NU62244R	290.25

(21)

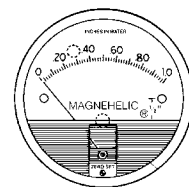
### Electronis Upgrade Kit

STOCK NO	EACH
NU62214UPR	464.40

(27)

### Dwyer Magnehelic Pressure Gauge

Measures fan and blower pressures, filter resistance air velocity, furnace draft, pressure drop across orifice plates.



#### Standard accessories:

- 2 - 1/8" NPT plug for duplicate pressure traps
- 2 - 1/8" pipe thread to rubber tubing adapters
- 3 - flush mounting adapters with screws

DESCRIPTION	STOCK NO	EACH
2002, 0-2.0" range	200202	109.73
A302, static pressure tip	A302	15.72

## Commercial Heat Recovery Ventilator



### 1200 FD Commercial HRV

**Features:**

- Can deliver up to 1200 CFM
- Automatic temperature controlled time cycle
- High efficiency PSC motors
- Fresh air is shut off to allow warm room air to defrost cores
- Low voltage remote circuit
- 3 speed control (low, medium, high)
- Washable air filters
- 68% recovery rate
- Easy to service
- Fan defrost
- 41<sup>1</sup>/<sub>2</sub>" x 29<sup>7</sup>/<sub>8</sub>" x 24<sup>5</sup>/<sub>8</sub>"

AIR FLOW (EA. STREAM) C. 5" E.S.P.	STOCK NO	PRICE
1050	1200FD	4856.80

### 700 DD Commercial HRV

Smaller version of 1200DD

**Features:**

- 700 CFM
- Damper defrost
- 28<sup>3</sup>/<sub>4</sub>" x 29<sup>7</sup>/<sub>8</sub>" x 24<sup>5</sup>/<sub>8</sub>"

STOCK NO	EACH
700DD	3852.48

## Commercial Accessories



(21)  
**Optional Dehumidistat Control**

Alone, or in conjunction with optional timers, the Dehumidistat measures the indoor humidity level and will initiate high speed ventilation when the moisture level in the building exceeds the set point on the control.

**For use during heating season, do not use when outdoor temperatures are above 59°F**

DESCRIPTION	STOCK NO	EACH
White, 3-Wire	99DH01	52.25

## Clean Air Furnace



Clean Air Furnace uses a hydronic coil for uniform temperature distribution and supplied and built in HRV (common fan) with a 4 Speed PSC motor.

- Up flow -Return Air select Left or Right side.
- Large Coil - 4 rows
- Heating capacity - 3 Tons

**A/C add on available with DX Coil**

MODEL / STOCK NO	EACH
CAFUL4A36P16	4183.59

CAF-U-L4A-36-P16 SPECIFICATIONS	
Voltage	120 VAC 60 Hz
HP	1/2
Amps	10.6
Water	3/4" Copper
Connections	Soldered Conn.
Ventilation	6" Duct Size
Return Plenum	14" x 22"
Supply	17 <sup>1</sup> / <sub>4</sub> " x 22 <sup>1</sup> / <sub>4</sub> "
Airflow	1350 CFM @ .25 in wg 1180 CFM @ .5 in wg
Heat Delivery Capacity	38,000-120,000 BTU
Ventilation Airflow	100 - 140 CFM
Effectiveness (Aluminum Core)	70%

## Accessories

### RSK Backdraft Damper

For 6" round duct work.

MODEL/STOCK NO	EACH
RSK6	29.54

## Turbulent Flow Precipitator Air Cleaner



### Ultimate Air Cleaner

**Model 3000HEPA**

- Flow thru design utilizes two advanced cartridge collectors for optimum performance
- For specialty applications
- One TFP collector and one HEPA cartridge

STOCK NO	EACH
TFP3000HEPA	965.08

## Accessories

(21)

### Replacement HEPA Filter

For TFP 3000 HEPA.

MODEL/STOCK NO	EACH
NU65502R	487.62

(21)

### Replacement Collector

For TFP 3000 HEPA.

MODEL/STOCK NO	EACH
NU65503R	220.59



## Healthy Home System Control

### Home System Control

Programmable control for central system fan.

VOLTAGE	STOCK NO	EACH
24v	HHSCPLUS	220.63



### Fresh Air Dampers

Power open/close

DUCT SIZE	STOCK NO	EACH
6"	FAD6	168.09
8"	FAD8	201.05



## Ultraviolet Lamps

### 16" UV Lamp

120v with Safety Disconnect

MODEL/STOCK NO	EACH
16UVLAMP	261.87
UV 16" Replacement Bulb	
16UVBULB	93.66



### Duo-2000 UV Lamp

With Photo-Reactive Oxidation  
2-Stage Design, For 1.5-5 Ton Units

MODEL/STOCK NO	EACH
DUO2000	603.22
UVG 17 1/2" Replacement Lamp	
DUOBULB	115.11



### FlexMountUV Twin Lamp

With Photo-Reactive Oxidation

MODEL/STOCK NO	EACH
46630117	212.19
Twin Tube Replacement Lamp	
46632517	105.16



## Media Air Cleaners

### Media Air Cleaners

11 MERV rating

MEDIA SIZE	STOCK NO	EACH
16"x25"x5"	FC111625	163.50
20"x25"x5"	FC112025	165.64



### Media Air Cleaners

Right Angle • 11 MERV rating

MEDIA SIZE	STOCK NO	EACH
20"x25"x5"	FCRA112000	275.49



### Media Air Filters

MEDIA SIZE	STOCK NO	EACH
<b>MERV 8</b>		
16"x25"x5"	16255M8	28.38
20"x25"x5"	P520X25X5	34.20
<b>MERV 11</b>		
16"x25"x5"	16255M11	29.31
20"x25"x5"	.91006	35.29



### Media Air Filters

11 MERV rating  
Adjustable Height

MEDIA SIZE	STOCK NO	EACH
16-20"x25"x5"	FLEX2	52.20
16-20"x25"x4"	FLEX4	52.20
16-20"x25"x4"	FLEX5	52.20



### TriO 3-Stage Air Purification

With UV Light & Odor Removal  
13 MERV rating.

SIZE	STOCK NO	EACH
<b>Media Cleaner</b>		
20"x25"x10"	TRIO2000	1032.13
<b>Media Filter</b>		
20"x25"x4"	TRIOFILTER	31.50
<b>Replacement UV Lamp</b>		
22"	TRIOUVLAMPS	158.28
<b>Replacement UV Lamp &amp; Filter Set</b>		
22"	TRIO1000	117.52



## Steam Humidifiers

### Steam Humidifier

Compatible with all forced air heating systems

DESCRIPTION	STOCK NO	EACH
<b>Less Humidistat</b>		
16 Gallon, 120 Volt	S2000LH	1255.51
<b>Includes Humidistat</b>		
23 Gallon, 220 Volt	S2020	1195.74



### Anode

Sacrificial anode for the humidifiers  
Will last one full season, while maintaining

STOCK NO	EACH
Z100	29.16



### Under Duct Bracket

STOCK NO	EACH
UNDUBR	64.05



### Air Proving Device

A split core current sensing relay  
will monitor the on/off status of any blower motor

STOCK NO	EACH
AIPRDE	323.39



## HRV

### Heat Recovery Ventilator

Replaces stale air 8 times a day.  
Conserves energy by transferring heat or cool to incoming air and helps prevent moisture buildup during heating season.

CFM	STOCK NO	EACH
30 to 160	FC150HRV	1592.02
200	FC200HRV	1873.38



# Honeywell Air Quality Products <sup>(31)</sup>

customer.resideo.com

## Humidifiers

### Honeywell By Pass Flow Through Humidifier with Humidistat



- Uses warm air furnace blower to humidify the whole house humidification.
- Includes HumidiPRO Digital Humidity Control.

CAP.(GPD)	BYPASS/COVERAGE	STOCK NO	EACH
<b>Gallons humidity delivered vs water wasted (1:4)</b>			
12	Small/1500sq.ft.	HE100A1000	313.19
17	Large/2000sq.ft.	HE200A1000	343.30
<b>Advanced Bypass reduces water wasted (1:2.8)</b>			
12	Small/1500sq.ft.	HE150A1005	469.41
17	Large/2000sq.ft.	HE250A1005	501.58

### Honeywell HE300 Powered Flow Through Humidifier



- Capable of humidifying up to 4,200 sq. ft.
- Includes HumidiPRO Digital Humidity Control.
- Gal. humidity delivered vs. water wasted (1:2)

#### TrueEASE Fan-Powered

CAPACITY (GAL PER DAY)	STOCK NO	EACH
18	HE300A1005	630.32

### Replacement Humidifier Pads

For use with:  
Honeywell - HE200,250,260,265,300,360 & 365  
Aprilaire - 350,360,560,568,600,700,760 & 768

DESCRIPTION	STOCK NO	EACH
Standard	HC26A1008	18.73
Antimicrobial	HC26E1004	32.80

#### For use with:

Honeywell - HE100,150,220 & 225  
Aprilaire - 110,220,550 & 558

FOR USE WITH	STOCK NO	EACH
Standard	HC22A1007	13.28
Antimicrobial	HC22E1003	29.81

### Honeywell Automatic Humidity Control

Provides automatic control for by-pass flow-through, powered flow-through, steam and drum humidifiers in central heating systems.

STOCK NO	EACH
DG115EZIAQ	97.38

### Honeywell Electrode Humidifiers



- 11 GPD @ 120v OR 22 GPD @ 240v.
- Honeywell Thermostat options include Lyric, PrestigelAQ, and VisionPRO

#### HumidiPRO Digital Humidity Control.

STOCK NO	EACH
HM750A1000	1542.33

### Distribution Kit

15ft Insulated Steam Hose  
Stainless Steel for HM750A1000



STOCK NO	EACH
HM750AHOSEKIT	285.01

### Replacement Canister

For HM750A1000



STOCK NO	EACH
HM750ACYL	147.43

### Honeywell Remote Mounting Kit

For use with Honeywell TrueSTEAM.

DESCRIPTION	STOCK NO	EACH
10'	.50024917001	201.59
20'	.50024917002	324.98

### Honeywell In-Line Filter

For use with Honeywell TrueSTEAM.

DESCRIPTION	STOCK NO	EACH
In-Line Filter	50028044001	95.32

### HumidiPRO

Digital Humidity Control  
LESS Temperature Sensor



STOCK NO	EACH
H6062A1000	131.16

## Dehumidifiers



### Honeywell Ventilating Dehumidification System

Maintain proper humidity levels. 120V; 60Hz  
Drain 3/4" Female NPT with attached 3/4" Male NPT.  
Duct connections: 8" Round inlet/outlet for DR65  
6" and 10" inlet and 10" outlet for DR90 and DR120

WATER REMOVAL PER DAY	STOCK NO	EACH
Up to 65 Pints	DR65A3000	2332.42
Up to 90 Pints	DR90A3000	2948.85
Up to 120 Pints	DR120A3000	3793.87

## Honeywell Home

from resideo





## 5500 Steam Humidifier

- Capable of humidifying up to 5,500 sq. ft.
- Electrode Steam Technology
- Gallons Per Day: 115V = 15; 230V = 28.5
- Power: 115 / 230V (internal switch selector)
- Dimensions: 21" H x 14" W x 8 1/4" D
- Includes GFX4 Digital Automatic Humidistat

**Replace the Cylinder a minimum of once per year**

CAPACITY (GAL PER DAY)	STOCK NO	EACH
15-28.5	5500	1786.98



## Replacement Cylinder for Model 5500

Be sure to feel for, and hear the "CLICK" when attaching cylinder wires to ensure solid connection 14" Long x 18" Round x 5 1/2" Wide

**Replace the Cylinder a minimum of once per year**

STOCK NO	EACH
55	195.72



## GFX4 Automatic Digital Humidistat

- Controls the furnace blower motor
- Includes outdoor sensor
- Control manually without outdoor sensor
- LCD readout display
- Accuracy: RH (77°F/25°C) 10%-90% +/-3%RH
- Humidity range: from 10% to 75%
- Dimensions: 3 3/4" H x 3 1/2" W

**18-30 VAC, 60 Hz • 1 year warranty**

STOCK NO	EACH
GFX4	218.69



## 4400 A Fan-Assist Evaporative Humidifier

- Capable of humidifying up to 4,400 sq. ft.
- Type: Fan-Assist Evaporative Humidifier
- Gallons per day: Up to 19 gallons (based on 120° F plenum temperature)
- Dimensions: 14 3/4" H x 16 5/8" W x 6 3/4" D
- Includes GFX4 Humidistat

**Replace your Vapor Pad® at least once per year**

CAPACITY (GAL PER DAY)	STOCK NO	EACH
19	4400FA	592.43



## 3200 M Evaporative Humidifier

- Capable of humidifying up to 3,200 sq. ft.
- Type: Bypass Evaporative
- Gallons per day: Up to 12 gallons (based on 120° F plenum temperature)
- Dimensions: 12 1/4" H x 12" W x 8 1/2" D
- Includes MHX3 Manual Humidistat

**Replace your Vapor Pad® at least once per year**

CAPACITY (GAL PER DAY)	STOCK NO	EACH
12	3200M	261.57



## 3200 A Evaporative Humidifier

- Capable of humidifying up to 3,200 sq. ft.
- Type: Bypass Evaporative
- Gallons per day: Up to 12 gallons (based on 120° F plenum temperature)
- Dimensions: 12 1/4" H x 12" W x 8 1/2" D
- Includes GFX3 Digital Automatic Humidistat

**Replace your Vapor Pad® at least once per year**

CAPACITY (GAL PER DAY)	STOCK NO	EACH
12	3200A	324.99



## GA10 Humidifier Replacement Pad

- Fits GeneralAire® Models: 3200M & 3200A
- Also fits Aprilaire® Models: 110, 220, 500A, 500M, 550, 550A, & 558
- Also fits Honeywell® Models: HE100, HE150, HE220, HE225, HE240, & HE280

**Replace your Vapor Pad® at least once per year Insert with black mark on top**

STOCK NO	EACH
GA10	17.76



## 4200 M Evaporative Humidifier

- Capable of humidifying up to 4,200 sq. ft.
- Type: Bypass Evaporative
- Gallons per day: Up to 17 gallons (based on 120° F plenum temperature)
- Dimensions: 15" H x 12" W x 8 1/2" D
- Includes MHX3 Manual Humidistat

**Replace your Vapor Pad® at least once per year**

CAPACITY (GAL PER DAY)	STOCK NO	EACH
17	4200M	285.73



## 4200 A Evaporative Humidifier

- Capable of humidifying up to 4,200 sq. ft.
- Type: Bypass Evaporative
- Gallons per day: Up to 17 gallons (based on 120° F plenum temperature)
- Dimensions: 15" H x 12" W x 8 1/2" D
- Includes GFX3 Digital Automatic Humidistat

**Replace your Vapor Pad® at least once per year**

CAPACITY (GAL PER DAY)	STOCK NO	EACH
17	4200A	375.96



## GA35 Humidifier Replacement Pad

- Fits GeneralAire® Models: 4200M, 4200A, 4400A & 4500
- Also fits Aprilaire® Models: 350, 360, 568, 560, 600, 700, 760 & 768
- Also fits Honeywell® Models: HE260, HE265, HE360 & HE365

**Replace your Vapor Pad® at least once per year Insert with black mark on top**

STOCK NO	EACH
GA35	21.71



## Dust Free Air Cleaners



**NEW ITEM**

### Right Angle MAC

- The Dust Free® Right Angle Media Air Cleaner is the solution for media air cleaners that normally require a 90° transition to fit vertical furnace installations.
- The media air cleaner includes a MERV 11 filter that traps significantly more airborne particles than traditional disposable fiberglass filters.
- 26" Depth x 16.25" Height x 22" Width
- Filter Size: 19.6875" x 24.6875" x 4.375"

SIZE	STOCK NO	EACH
20" x 25".....	.DFRA20X25	275.40

## Replacement Pads for Trion Humidifiers

### Evaporating Pads for G100 & G200

FOR	STOCK NO	EACH
G100.....	G1166	27.92
G200.....	G2066	29.54

## Honeywell Home Air Cleaners

(31)

### Honeywell F300E Electronic Air Cleaner

- Media post-filter provides enhanced filtration on select models.
- Solid state power supply is self-regulating and maintains peak efficiency during a wide range of cell dirt loading conditions.
- Low-profile door with test button to check system operation.
- Helps filter efficiency-robbing "gunk" before it coats critical system parts.
- Very low pressure drop.
- Exclusive 10-year Clean Coil Guarantee.
- Rugged zinc-coated, roll-formed cabinet provides strength and corrosion protection.



SIZE	CFM	STOCK NO	EACH
16" x 25"	1400	F300E1019	1218.84
20" x 25"	2000	F300E1035	1368.99

(31)

### Replacement Filters

For use with Honeywell TrueCLEAN.

DESCRIPTION	STOCK NO	EACH
16" x 25".....	FR8000F1625	201.25



### Honeywell F100F Media Air Cleaner

- Captures particles as small as 0.3 microns from the air circulated through the high-efficiency pleated media filter.
- The Media Air Cleaner easily mounts in any position within the return air duct of any gas, oil, and electric forced warm air furnaces and to compressor cooling up to 5 tons.
- Additionally, it requires no electrical connections or maintenance beyond periodic media filter replacement.

SIZE	STOCK NO	EACH
16" x 20".....	F100F1620	216.13
16" x 25".....	F100F1625	216.13
20" x 25".....	F100F2025	216.13

### Replacement Media

For Honeywell F100F Series

SIZE	STOCK NO	EACH
<b>MERV 10 • From Honeywell Home</b>		
4½ x 16 x 25".....	FC100A1029	54.53
4½ x 20 x 25".....	FC100A1037	54.53
<b>MERV 11 • From Honeywell Home</b>		
4 x 16 x 20".....	FC100A1003	54.53
<b>MERV 11 • From Field</b>		
16"x25"x4¾".....	16254M11	27.93
20"x25"x4¾".....	20254M11	29.39

## Honeywell Home UV Lamps



UV2400U1000

UV2400U5000

### Honeywell UV2400U Ultra Violet Air Purifier

- Lamp is always on
- Replace lamp annually
- SnapLamp™ features replacement lamp handle with detachable replacement lamp

DESCRIPTION	STOCK NO	EACH
Single lamp.....	UV2400U1000	307.24
Single lamp.....	UV2400U5000	695.35
<b>Replacement UV Lamps</b>		
STOCK NO	EACH	
UV2400BULB.....	134.01	



### Honeywell UV100E Ultra Violet Air Treatment Return Air

- Kills airborne bacteria.
- Single lamp unit has 70% kill rate, Dual lamp has 87% kill rate.
- UV lamp does not produce ozone.
- Easy maintenance and lamp replacement.
- Sealed unit protects against high voltage and ultra violet rays.

DESCRIPTION	STOCK NO	EACH
Single lamp.....	UV100E1043	600.09
Dual lamp.....	UV100E2009	959.90

### Honeywell UV100E Replacement UV Lamps

FOR	STOCK NO	EACH
<b>PRIOR to July 4, 2005</b>		
UV100E1043.....	UC100E1006	162.23
UV100E2009.....	UC100E1030	180.25
<b>AFTER to July 4, 2005</b>		
UV100E1043.....	UC18W1004	126.73

# Air Purification Systems <sup>(31a)</sup>

ultravation.com

## Second Wind Replacement Parts

For best performance replace lamps every year.

### Photo-Catalytic Replacment Bulbs

SIZE/FOR	STOCK NO	EACH
18" All but portables	SW1076	120.84

### Replacement Lamp for 1000KCS

STOCK NO	EACH
SW1068	89.77

### 16" Replacement Lamp for UVS1036/2036

STOCK NO	EACH
LPPP002	128.44

### Photocatalytic Reactor Lamp UV-A

STOCK NO	EACH
LPPP0052	128.44

### 16" Replacement Lamp for UMX1036/2036

STOCK NO	EACH
UMX16URL	137.48

### 17" T3™ Replacement Lamp for UVS, UMX 1900T/1902T/2036T3

STOCK NO	EACH
ASIH1003	128.44

### VOC Titanium 16" Shield

STOCK NO	EACH
SMOH0014	188.51

### Replacement Filters for 2060003 Healthway

DESCRIPTION	STOCK NO	EACH
Main Filter	60500	201.18
Carbon/Zeolite Filter	50400	133.65

## BreatheCLEAN



### Ultraviolet Air Cleaner

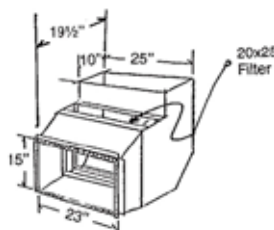
- 2 Bulbs protrude 16" (or 9") into ductwork
- 253.7 nanometers
- 12 ft. cord

Size: 9¾" W x 2" H x 5¾" D

STOCK NO	EACH
7200100	321.13

### 16" Replacement Lamp 2-Bulb • 72watt • 253.79 Wavelength

STOCK NO	EACH
7900215	98.04



### Shoe only (for Air Bear)

For 5" electrostatic filter.

STOCK NO	EACH
715HES	164.96

## Top Product Innovations <sup>(27)</sup>

Phenomenal Aire Cold Plasma Generators (CPG) produce an electric field filled with highly charged ions. The ions created within the field act as a natural scrubbing agent for the air passing through the field. Cleaning the air you breathe naturally and safely. Addressing dust, mold, pollen, bacteria, virus, harmful pathogens, smoke, odor and volatile organic compounds (VOCs).

### Series R

- Ideal for residential HVAC Systems
- EL Listed
  - Voltage 24 VAC
  - Single Phase



SIZE & CFM	STOCK NO	EACH
Size: 5.0" W x 3.5" H x 9.5" L 0 to 6,000 CFM	TPIR6	986.58

### Series C 6.0 & 10.0

- Ideal for commercial HVAC Systems
- EL Listed
  - Voltage 24 VAC
  - Single Phase



SIZE & CFM	STOCK NO	EACH
Size: 5.0" W x 3.5" H x 9.6" L 0 to 6,000 CFM	TPIC6	1422.04
Size: 5.0" W x 3.5" H x 13.5" L 6,000 to 10,000 CFM	TPIC10	1927.80

### Series D 1.2-2

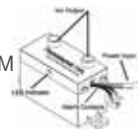
- Ideal for Fan Coils, Heat Pumps PTAC units, ductless mini splits, & air handling units up to 1,200 CFM
- EL Listed
  - Voltage 208-277 VAC
  - Single Phase



SIZE & CFM	STOCK NO	EACH
Size: 1.0" W x 1.6" H x 2.2" L 1,200 CFM	TPID12	680.40

### Series D 3.2

- Ideal for Fan Coils, Heat Pumps PTAC units, ductless mini splits, & air handling units up to 3,200 CFM
- EL Listed
  - Voltage 24 VAC
  - Single Phase



SIZE & CFM	STOCK NO	EACH
Size: 1.3" W x 1.9" H x 2.6" L 3,200 CFM	TPID32	827.82

(31a)

## Media Air Cleaner

Replacement Purolator Media for Electronic Air Cleaners "CUB"

SIZE	STOCK NO	EACH
3"x15 <sup>3</sup> / <sub>4</sub> "x24 <sup>1</sup> / <sub>4</sub> "	P120016X25X3	46.10

## Glass Air Filters <sup>(27)</sup>



### Disposable Glass Air Filters

SIZE	STOCK NO	EACH
14x20x1	14X20X1FI	5.00
14x25x1	14X25X1FI	5.33
16x20x1	16X20X1FI	5.08
16x25x1	16X25X1FI	5.37
20x20x1	20X20X1FI	4.60
20x25x1	20X25X1FI	5.28
25x25x1	25X25X1FI	7.64
16x20x2	16X20X2FI	5.88
16x25x2	16X25X2FI	5.90
20x20x2	20X20X2FI	5.99
20x25x2	20X25X2FI	7.09



### Pleated HE 40 Air Filters

SIZE	STOCK NO	EACH
12X24X1	12X24X1PLFI	8.05
14X20X1	14X20X1PLFI	7.68
14X25X1	14X25X1PLFI	8.30
14X30X1	14X30X1PLFI	11.97
16X20X1	16X20X1PLFI	7.61
16X24X1	16X24X1PLFI	9.42
16X25X1	16X25X1PLFI	8.47
16X26X1	16X26X1PLFI	19.83
16X28X1	16X28X1PLFI	19.83
18X18X1	18X18X1PLFI	10.58
18X20X1	18X20X1PLFI	10.28
18X25X1	18X25X1PLFI	11.42
20X20X1	20X20X1PLFI	8.27
20X25X1	20X25X1PLFI	9.64
20X30X1	20X30X1PLFI	13.18
24X24X1	24X24X1PLFI	10.39
24X30X1	24X30X1PLFI	15.87
12X24X2	12X24X2PLFI	8.45
14X20X2	14X20X2PLFI	8.76
14X25X2	14X25X2PLFI	9.81
16X16X2	16X16X2PLFI	9.20
16X24X2	16X24X2PLFI	9.97
16X20X2	16X20X2PLFI	7.53
16X25X2	16X25X2PLFI	8.38
16X30X2	16X30X2PLFI	23.48
18X18X2	18X18X2PLFI	10.34
18X24X2	18X24X2PLFI	10.80
20X20X2	20X20X2PLFI	8.56
20X24X2	20X24X2PLFI	11.09
20X25X2	20X25X2PLFI	9.97
20X30X2	20X30X2PLFI	15.82
24X24X2	24X24X2PLFI	11.24
24X30X2	24X30X2PLFI	33.76
25X25X2	25X25X2PLFI	13.64
16X20X4	16X20X4PLFI	15.43
16X25X4	16X25X4PLFI	16.37
20X20X4	20X20X4PLFI	16.37
20X25X4	20X25X4PLFI	18.55
24X24X4	24X24X4PLFI	19.87



### RPMV "E-Z-Kleen" Air Filters

Washable Aluminum

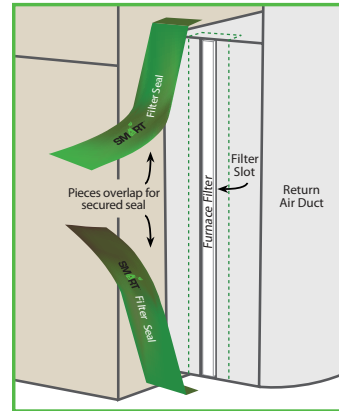
SIZE	STOCK NO	EACH
20x25x1	20X25X1EZFI	39.41



### Purolator Key Pleat Air Filters

Standard-Capacity MERV 8, MERV-A 8-A

SIZE	STOCK NO	EACH
16x20x2	16X20X2KEYPL	5.92
16x25x2	16X25X2KEYPL	6.69
20x20x2	20X20X2KEYPL	6.78
20x24x2	20X24X2KEYPL	10.03
20x25x2	20X25X2KEYPL	8.03
24x24x2	24X24X2KEYPL	9.13



### Smart Filter Seal




Prevents unconditioned air from bypassing filter.  
Fits up to 25" filter slot opening.

STOCK NO	EACH
SMFISE	12.21

# Broan Exhaust Fans and Accessories <sup>(27)</sup>

broan.com



## Economy Bath Fan

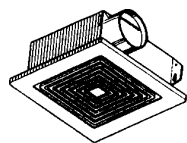
- Molded plastic impellers, two-pole motor, 7¼" x 7½" x 3⅝" housing for ceiling or wall
- Torsion springs plastic grille mounting
- Damper/duct connector fits 3" round duct.
- 50 CFM; for baths up to 45 sq. ft.

MODEL	STOCK NO	EACH
688	BR688	31.74

## Replacement Motor Assembly & Grill

Project Pack (6) Motor Assembly & Grill for 688.

MODEL	STOCK NO	EACH
1688F	BR1688F	18.14



## Deluxe Bath Fan

- Centrifugal blower wheel, 7¼" x 7½" x 3⅝" housing for ceiling or wall installation
- Torsion springs plastic grille mounting
- Damper/duct connector fits 3" round duct
- 70 CFM; for baths up to 65 sq. ft.

MODEL	STOCK NO	EACH
671	BR671	46.01




## Wall Heater

### Includes Auto Shut off

Factory wired for 2000 watt at 240v, easily converts to half-wattage. 20¼" x 16⅝"

MODEL	STOCK NO	EACH
192	BR192	530.23



## Bulb Heater with Fan

- 250 watt infrared bulb (bulb not included)
- Attractive molded plastic grilles.
- 1 bulb heater/fan 70 CFM, 65 sq. ft.
- 10¼" x 10¼" with 4" duct diameter

MODEL	STOCK NO	EACH
162	BR162	100.83



## Ceiling Vertical Discharge Fan



- Steel housing installs between ceiling joists.
- Built-in damper, uses 8" round duct.
- 180 CFM, 6.5 Sones, 11½" x 11½"

MODEL	STOCK NO	EACH
505	BR505	149.76

## Ceiling Side Discharge Fan



- Mounting brackets are adjustable to allow installation between ceiling joists or walls studs
- Built-in damper requires 3¼" x 10" duct.
- 200 CFM, 5 sones, 11½" x 11½"

MODEL	STOCK NO	EACH
503	BR503	157.23

## FLEX DC™ Series Fans

- Low RPM for quiet operation
- FoldAway™ Mounting Ears
- FlexFlow™ CFM Technology
- Connector for 4" duct
- 3-Year Warranty



MODEL	CFM	STOCK NO	EACH
<b>Fan Only, No Light</b>			
AE50110DC	50-110	BRAE50110DC	154.55
<b>With LED Light • 11 watt, 3500K</b>			
AE50110DCL	50-110	BRAE50110DCL	203.92

## FLEX™ Series Fans

- Low RPM for quiet operation
- FoldAway™ Mounting Ears
- TrueSeal™ Damper Technology
- EzDuct™ connector for 4" duct
- 1-Year Warranty



MODEL	CFM	STOCK NO	EACH
A80	80	BRA80	90.88
A110	110	BRA110	119.29

## FLEX™ Series Fans

Same specs as above with 1-Year Warranty

MODEL	CFM	STOCK NO	EACH
AE80B	80	BRAE80B	79.25

## FLEX™ Series Fans

Same specs as above with 3-Year Warranty

MODEL	CFM	STOCK NO	EACH
AE110	110	BRAE110	146.33

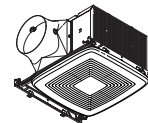
## Invent™ Series Fans with Lights

- Low RPM for quiet operation
- FoldAway™ Mounting Ears
- TrueSeal™ Damper Technology
- EzDuct™ connector for 4" duct
- 100-watt light capacity (bulb not included)
- 3-Year Warranty



MODEL	CFM	STOCK NO	EACH
A80L	80	BRA80L	279.02
A110L	110	BRA110L	143.45

## Ultra Green™ Ventilation Fan



### CFM Single-Speed Fan

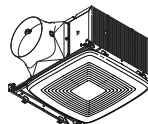
- UltraSmart™ DC Motor & Control Technology
- UltraSilent™ Sound Technology <0.3 Sones
- UltraQuick™ Installation with 4" or 6" ducting
- 3-Year Warranty

MODEL	CFM	STOCK NO	EACH
XB50	50	BRXB50	247.93
XB80	80	BRXB80	259.20
XB110	110	BRXB110	278.56

### UltraLucent™ Lighting Technology

XB80L	80	BRXB80L	387.20
-------	----	---------	--------

## Ultra Green™ Ventilation Fan



### CFM Multi-Speed Fan

- UltraSmart™ DC Motor & Control Technology
- UltraSilent™ Sound Technology <0.3 Sones
- UltraQuick™ Installation with 4" or 6" ducting
- 3-Year Warranty

MODEL	CFM	STOCK NO	EACH
ZB80	80	BRZB80	234.90
ZB110	110	BRZB110	237.94

## Quiet Bath Fan

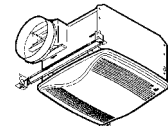
- Very quiet operation 0.3 to 1.4 sones
- 11⅝" x 10½" x 7⅝" housing with 6" duct
- 3-Year Limited Warranty



MODEL	CFM	STOCK NO	EACH
QTXE80	80	BRQTXE80	194.40
QTXE110	110	BRQTXE110	157.89
QTXE150	150	BRQTXE150	313.29

## Humidity Sensing Fan

- Ultra Silent Series 0.7 Sones
- Auto shut-off time adjusts 5 to 60 minutes
- 11⅝" x 10½" x 7⅝" housing with 6" ducting
- Sensaire® technology detects rise in humidity
- 3-Year Limited Warranty



MODEL	CFM	STOCK NO	EACH
QTXE110S	110	BRQTXE110S	237.01

## Ultra Pro™ Bath Fan

- UltraQuick™ Installation with 4" ducting
- 10½" x 11⅝" x 7⅝" housing
- QStream™ Sound Technology <0.3 Sones
- QFlow™ Damper Technology
- 3-Year Limited Warranty



MODEL	CFM	STOCK NO	EACH
RB110	110	BRRB110	174.78
<b>UltraLucent™ Lighting Technology</b>			
RB80L	80	BRRB80L	278.56
RB110L	110	BRRB110L	243.51



# Broan Exhaust Fans and Accessories <sup>(27)</sup>

broan.com




## Sensonic™ Ventilation Fan

### Model SPK110

- Dual High-Fidelity Sensonic™ Speakers
- Bluetooth wireless technology
- Extremely quiet 1.0 Sones
- 10½" x 11⅜" x 7⅝" housing with 4" ducting
- Includes unique spacer for easy I-joist mounting

MODEL	CFM	STOCK NO	EACH
SPK110	110	BRSPK110	219.86



## Economy Fan with Light

- 100 watt light capacity (Bulb not included)
- Plastic grille and unbreakable diffusing lens
- 8" x 8¼" x 5¼" high housing with 4" ducting

MODEL	CFM	STOCK NO	EACH
678	50	BR678	72.36

## Losone Select® Ceiling Ventilator

- Broan high capacity fans are an exceptionally quiet solution to continuous ventilation
- With their heavy-duty motors and high capacity fans they are an ideal solution for conference rooms, public restrooms or commercial buildings that require ongoing ventilation
- Low-vibration and lo-profile
- 11¼" x 12¼" x 12¼" Housing with 14" x 14" Grille

MODEL	CFM	DUCT SIZE	STOCK NO	EACH
L100	109	6"	BRL100	219.86
L200	210	8"	BRL200	258.84
L300	308	8"	BRL300	284.58



## LoProfile Ventilation Fan

- Fits in 2" x 4" ceiling or wall construction
- 80 CFM with 4" duct for ample air movement
- 3" duct adapter included
- Only 1.5 sones for extremely quiet operation
- 4" x 10½" x 11⅜" housing with 13" x 13¼" grille

MODEL	STOCK NO	EACH
LP80	BRLP80	104.48

## Grille/Cover Upgrades

MODEL	STOCK NO	EACH
<b>Bluetooth Speaker Cover with LED Light</b>		
FG800SPKS	BRFG800SPKS	106.82
<b>Cover with LED Light</b>		
FG600S	BRFG600S	57.63
<b>Exhaust Fan Motor and Grille Kit</b>		
QK60S	BRQK60S	78.00
<b>CleanCover™ Grille/Cover</b>		
FG701S	BRFG701S	29.73

## Accessories

### Roof Cap

- Footprint is 18¾" x 14¼"
- Black with backdraft damper and bird screen

MODEL	STOCK NO	EACH
<b>For 3¼" x 10" or up to 8" round duct</b>		
634	BR634	54.96
<b>For 6" round duct</b>		
634M	BR634M	54.57

### Roof Cap

- Footprint is 11" x 9¼" for 3" or 4" round duct
- Black with backdraft damper and bird screen

MODEL	STOCK NO	EACH
636	BR636	31.50

### Wall Cap

- Black, 12¾" x 5⅝" for 3¼" x 10" duct
- Spring-loaded backdraft damper & bird screen

MODEL	STOCK NO	EACH
639	BR639	50.22

### Wall Cap

- .025 Aluminum, 9" x 9" for 6" duct
- Spring-loaded backdraft damper & bird screen

MODEL	STOCK NO	EACH
641	BR641	75.32

(29)

### DryerJack

#### Model 477

- 11¼" x 11½" Low profile, optimally designed for roof pitch between 3/12 and 12/12.

FINISH	STOCK NO	EACH
Mill Finish	DJK477MR	94.49
Black	DJK477KR	102.91

### Wall Cap

- .025 Aluminum, 13" x 12½" for 8" duct
- Built-in backdraft damper, 3⅝" collar

MODEL	STOCK NO	EACH
643	BR643	122.45

### Wall Cap

#### Model 885BL/885AL

- 6½" x 6½" for 3" or 4" round duct
- Spring-loaded backdraft damper & bird screen

FINISH	STOCK NO	EACH
Black	BR885BL	34.91
Aluminum	BR885AL	54.57

(31)

### Digital Fan Control

FINISH	STOCK NO	EACH
White	HVC0001	92.87

### Humidity Sensing Wall Control

- Sensaire™ responds to increase in humidity
- Variable setting from 20% to 80% relative humidity, set minutes per hour, or set manually
- Fits single-gang box; 120V, 60Hz
- Requires neutral wire for operation

MODEL	STOCK NO	EACH
82W	BR82W	51.18



## Vac Tubing



### Central Vac Flex Tubing

SIZE	STOCK NO	EACH
2"ID x 3'	BRCF367	12.41

# NuTone®

## Inlet Covers

### Electric Central Vac Inlet Cover



COLOR	STOCK NO	EACH
White	BRCI358W	20.69

### VacPan Central Vac Inlet Cover



COLOR	STOCK NO	EACH
White	BRCI365W	58.74

## Rough-In Kits

### 1 Inlet Central Vac Rough-In Kit

- (1) Mounting Plate
- (1) Plaster Guards with Mounting Screws
- (1) 90-degree elbows
- (1) 90-degree street Ell
- (1) 45-degree street Ell
- (2) nail guards
- (2) 90-degree sweep Ells
- (1) 45-degree Ells
- (3) 90-degree tee wyes



STOCK NO	EACH
BRCI3301RK	62.77

### White & Red Central Vac Wire



SIZE	STOCK NO	EACH
18/2 x 100'	BRCF376UL	64.86

## Fittings

### 90° Ell



STOCK NO	EACH
BRCF382	1.47

### 45° Ell



STOCK NO	EACH
BRCF385	1.36

### Stop Coupling



STOCK NO	EACH
BRCF388	.82

### Wye



STOCK NO	EACH
BRCF387	2.72

### End Cap



STOCK NO	EACH
BRCF389	1.80

# Fantech RADON Ventilating Fans <sup>(27)</sup>

fantech.net

## DBF110 Dryer Booster Kit

4" Ducting • FR110 fan included.

MODEL/STOCK NO	EACH
DBF110.....	385.54



### PERFORMANCE-FR Fan

Model	Max RPM	Max Watts	Max Amps	CFM @0" Ps	CFM @.2" Ps	Duct
DBF110	2761	75	.72	167	150	4"

## RSK Backdraft Damper

In-Line Backdraft Damper

SIZE	STOCK NO	EACH
4".....	RSK4	20.52
6".....	RSK6	29.54
8".....	RSK8	35.49
10".....	RSK10	51.31



## Rn 4EC-3 Inline Radon Fan

- Use for High Suction, High Airflow with EC Motor
- Speed Control Included
- LDVI™ Couplings Included
- Airtight Housing Guaranteed
- Large Electrical Box
- Zero Leakage

Radon Fan, Inline, 4 1/4 max SP

MAX AIRFLOW	DUCTING	STOCK NO	EACH
490 CFM.....	3 1/2".....	RN4EC3	499.84



## Radon Fan

RN Series

MAX AIRFLOW	DUCTING	STOCK NO	EACH
166 CFM.....	4".....	RN2	196.19



## FG Fan Series

Remotely mounted in-line fan suitable for mounting in outdoor and wet locations (NOT underground or with water running thru motor housing). Fans are caulked at motor screws, wiring cables and seams to prevent moisture from entering the motor housing. Prewired. Mounting bracket included.

### Features:

- Airtight galvanized steel housing for residential & commercial applications
- Rated for outdoor use & airstream temperatures up to 140° F
- Powered by ebm-papst external rotor motorized impeller for excellent heat dissipation, even at low RPM
- Waterproof gasket on wiring box
- 135 to 589 CFM
- 4" to 10" duct diameters
- 100% speed controllable
- 5 year factory warranty

MODEL/STOCK NO	EACH
FG4.....	258.95
FG5.....	278.51
FG6.....	302.68
FG8.....	420.07
FG10XL.....	563.93



### PERFORMANCE - FG Series Fan

Model	Max RPM	Rated Watts	Max Amps	CFM @0" Ps	CFM @.2" Ps	Bathroom Exhaust Area	Multiple Rooms Combined sq ft	Duct
FG4	3000	20	0.19	135	110	Up to 85 sq ft	----	4"
FG5	3000	20	0.19	156	130	Up to 125 sq ft	Up to 125 sq ft	5"
FG6	2700	72	0.68	303	270	140 to 210 sq ft	125 to 180 sq ft	6"
FG8	2550	119	1.14	461	410	-----	-----	8"
FG10XL	3100	196	1.96	589	560	-----	-----	10"



## FRIK 4x4 Rn Installation Kit

Included in the FRIK kit is a pair of our new LDVI™ (Low Durometer Vibration Isolating) couplings, Manometer, and Radon Labels.

SIZE	STOCK NO	EACH
4" x 4".....	FRIK4X4	78.72



## FRIK 4x3 Rn Installation Kit

Included in the FRIK kit is a pair of our new LDVI™ (Low Durometer Vibration Isolating) couplings, Manometer, and Radon Labels.

SIZE	STOCK NO	EACH
4" x 3".....	FRIK4X3	78.72

## Electronic

### Push Button Timer

115 volt. 60, 30, 20, or 10 min.

STOCK NO	EACH
FD60E.....	67.90

## Speed Control

ON/OFF Switch • 10amps.

For Use with ALL Models

STOCK NO	EACH
RPE10.....	92.07

(27)

## Radon Tag

2" x 4" Sticker. 100 per roll.

MODEL/STOCK NO	EACH
RADONTAG.....	86.79




See Page 1310 for Couplings

# Miscellaneous Air Conditioning Accessories (27)

diversitech.com

## A/C Liquid Line Filter Dryer



- R-22 and R410-A. 100% molecular sieve.
- High moisture & acid capacity.
- Solid copper sweat fittings.

CONNECTION SIZE	FILTER AREA SQ. IN	*CAP. TONS R-22 & R410A REFRIGERANT	STOCK NO	EACH
<b>O.D. Solder Connections</b>				
3/8"	27	3	832515141	17.67
3/8"	34	4	832515142	18.36
1/2"	61	5	83ADK084S	34.92

## Heat Pump Liquid Line Filter Dryer

CONNECTION SIZE	FILTER AREA SQ. IN	*CAP. TONS R-22 & R410A REFRIGERANT	STOCK NO	EACH
<b>O.D. Solder Connections</b>				
3/8"	34	5	83BFK163S	94.59



## E-Flex Pro-System Kit

UV Protected • Titan GS30 Outlet

SIZE	STOCK NO	EACH
<b>1/2" Insulation Thickness Dia. • E-Flex Guard 72E</b>		
7/8"	78EFLEXKIT	200.81
<b>3/4" Insulation Thickness Dia. • E-Flex Guard 72C</b>		
1 1/8"	118EFLEXKIT	200.81

## E-Flex Guard

HVAC Line-Set & Solar Pipe Insulation Protectors UV Protected



SIZE	STOCK NO	EACH
1/2" x 75'	750E	710.30
3/4" x 75'	750C	732.11




## Safe-T-Switches

- For installation on Drain Pans
- Condensate overflow switch
- Magnetic reed switch
- Connect to either red or yellow wire

MODEL	STOCK NO	EACH
SS1	RE97632	49.82
SS2	RE97637	42.94
SS3	RE97647	24.98

## A/C Pads

High impact polypropylene pad with UV inhibitors.



SIZE	STOCK NO	EACH
<b>2" Textured gray surface</b>		
24x24x2"	ACP2424	55.20
24x30x2"	ACP2430	72.71
24x36x2"	ACP2436	82.55
30x30x2"	ACP3030	89.72
30x36x2"	ACP3036	148.60
30x40x2"	ACP3040	160.27
32x32x2"	ACP3232	103.07
32x44x2"	ACP3244	77.47
34x34x2"	ACP3434	167.60
36x36x2"	ACP3636	124.68
38x42x2"	ACP3842	167.41
<b>3" E-Lite®</b>		
18x38x3"	ACP18383	69.92
<b>3" Textured gray surface • Stocked in Fargo Only</b>		
24x24x3"	ACP24243	60.63
30x30x3"	ACP30303	98.60
32x32x3"	ACP32323	113.32
32x44x3"	ACP32443	221.60
36x36x3"	ACP36363	137.31


## Heat Pump Pad



SIZE	STOCK NO	EACH
36x36x8"	HP36368	190.98

## Anti-vibration Pads

The cork is laminated between two corrugated pads to reduce vibration and noise. Designed to withstand 50 lbs. psi. Elastomeric oil resistant.



SIZE	MATERIAL	STOCK NO	EACH
4" x 4" x 3/8"	Rubber Only	MP4	1.94
2" x 2" x 7/8"	Cork Center	MP2C	.84
4" x 4" x 7/8"	Cork Center	MP4C	2.81

## Furnace Mounting Block



SIZE	STOCK NO	EACH
4x6" Triangle	.DIFB1	13.36

## Heat Pump Risers

- Elevate AC, heat pumps & air handlers.
- Heavy-duty plastic.
- Butyl mastic on the top and bottom guarantees no slipping and reduced vibration and noise
- Four risers can handle up to 2,000 lb load



STOCK NO	EACH
<b>HPR-6 - 6" Grey Heat Pump Pump Riser</b>	
HPR6	7.05
<b>HPR-EXT - 4" Two Piece Extension</b>	
HPREXT	4.67

## Bramec Electrical Disconnect Switch



STOCK NO	EACH
<b>60 AMP, 1PH Non-Fused Metal with GFCI</b>	
BR13153	206.52
<b>60 AMP, 1PH Non-Fused Metal</b>	
BR13154	38.91
<b>60 AMP, 1PH Non-Fused Plastic</b>	
BR13146	71.12
<b>30 AMP, 1PH, 3HP Fused Plastic</b>	
BR13148	74.56

## Dual Element Fuses

- 200,000 amps rms
- Time delay
- U.L. Class RK-5, Standard for Safety 198E



DESCRIPTION	STOCK NO	EACH
20 Amp, 250V	7CRNR20	6.02
25 Amp, 250V	7CRNR25	6.83
30 Amp, 250V	7CRNR30	6.02

## DiveriWhips Condenser Wiring Kit

1-straight and 1-90° connector



DESCRIPTION	STOCK NO	EACH
1/2"x4' #10 THHN wire	6124NM	25.57
1/2"x6' #10 THHN wire	6126NM	33.86
3/4"x4' #8 THHN wire	6344NM	34.37
3/4"x6' #8 THHN wire	6346NM	46.09

## Screw-On Wire Connectors

Resist heat distortion. Box of 100. Connectors are for copper to copper connections.



DESCRIPTION	STOCK NO	EACH
<b>Blue, #22-#14 AWG, Min3 #22,</b>		
Max 2 #16, 300V Max	6292CX	18.05
<b>Yellow, #18-#12 AWG,</b>		
Min 1#14 & 1#18,		
Max 2#14 & 3#16, 600V Max	6294CX	25.04
<b>Red, #18-#10 Min1#12 &amp; 2#18,</b>		
Max 2#10 & 1#12, 600V Max	6296CX	38.83

## Head Pressure Control

STOCK NO	EACH
ICM326HC	266.25



## 100 Pack Cable Ties

STOCK NO	EACH
6262CX	8.94




## Bramec Foam Tape

STOCK NO	EACH
BR1007	9.98



## Post-Purge Fan Delay Timer Control

STOCK NO	EACH
ICM253	71.68



# Miscellaneous Air Conditioning Accessories



(42)  
**Refrigerant Recovery  
Cylinder (50 lbs)**

STOCK NO	EACH
63010	237.05

**Additional HVAC accessories,  
manifolds and hoses, please refer  
to page 1906 & 1927**



(337B)  
**Nitrogen Purging  
Regulator**

- Preset Purge (25-35 CFH) Braze (3-6 CFH) and Pressure Test (500 PSI or 250 PSI) Settings
- Regulator and Flowmeter in ONE
- Hand Tight Cylinder Connection
- 650 PSI Test Pressure

SIZE	STOCK NO	EACH
1/4" Male SAE Flare	VN650	260.08



**Ritchie  
FQC x Male Flare Adapter**

**FOR USE WITH PANASONIC & SANYO R-410A UNITS.**  
Required to connect standard R-410A manifold gauge set.

SIZE	STOCK NO	EACH
5/16" FQC x 1/4" MFL	RI19173	28.30

(24)  
**AC Leak Freeze Pro**

Pro Nano 1.5 oz. refrigerant leak sealant with new leak seeking nano particles creates a stronger dual sealant! Nano particles are non-polymer and non-reactive technology that fills cracks and imperfections in hvac coils. Works on all A/C, H.P. & Mini Splits.



STOCK NO	EACH
With Triple Action Magic Frost RE45317	167.06
With UV formula to detect larger leaks RE45318	132.97

(24)  
**Kickstart  
Hard Start Devices**

- 2 non polarized wire design
- 3-year warranty
- Extends the life of A/C, refrigeration, & heat pump compressors
- OEM tested & approved



MODEL	TONNAGE	STOCK NO	EACH
TO-5	1-3 Tons	RE96503	96.50
KS-1	3.5-5 Tons	RE96506	113.68

(18)  
**Mega Bubble  
Leak Detector**

32 oz. spray

STOCK NO	EACH
SPLDE	27.17



(27)  
**No 1004  
Thum-Gum  
Sealing Compound**

- Non-hardening putty for larger sealing jobs
- For plugging openings through foundations
- Use when installing central air conditioning
- For plugging refrigeration tube entry
- Does not contain asbestos



DESCRIPTION	STOCK NO	EACH
2-Lb.	2LBTHGU	12.66

(00)  
**R-410A Refrigerant**

DESCRIPTION	STOCK NO	PER LB.
#25	25R410A	25.89

Please call for pricing and availability.

(00)  
**R-22 Refrigerant**

DESCRIPTION	STOCK NO	PER LB.
#30	30R22	73.06

Please call for pricing and availability.

(27)  
**Novent Caps**

Locking Refrigerant Caps

SIZE	FOR	QTY.	STOCK NO	EACH
1/4"	R-22	2 Pack	RE86662	28.09
5/16"	R-410A	2 Pack	RE86672	44.03
1/4"	R-410A	2 Pack	RE86682	33.39
1/4"	R-410A	10 Pack	RE86681	155.21



(27)  
**Multikey**

Fits all Novent Caps

STOCK NO	EACH
RE86698	25.02



(27)  
**Novent Keys**

Screwdriver Key and Universal Cap

FOR	STOCK NO	EACH
R-22	RE86660	31.72
R-410A	RE86688	31.72



(40)  
**Yellow Jacket  
Vacuum Oil - 1 Quart**

STOCK NO	EACH
RI93092	19.80



(40)  
**Ritchie Schrader  
Core Remover/Installer**

STOCK NO	EACH
RI9306	23.02



(40)  
**Vacuum/Charge  
Valve**

With extra 1/4" Side Port

STOCK NO	EACH
RI18975	112.70



(40)  
**Ritchie  
Yellow Jacket  
Heavy Duty Refrigerant Ratchet**

Heavy duty features a heavier handle and larger gear. Square opening 3/16" and 1/4" at one end; 3/8" and 5/16" at other end.

STOCK NO	EACH
RI60618	45.27



(40)  
**Hex Key Adapter**

For use with RI60618 Ratchet

STOCK NO	EACH
RI60638	23.58



(40)  
**Ritchie  
Yellow Jacket  
110lb. Charging Scale**

Eliminates refrigerant transfer from tank to cylinder to system. The cylinder with refrigerant is weighed before and after charging.

STOCK NO	EACH
RI68802	597.90



(40)  
**Ritchie  
Yellow Jacket  
SuperEvac LCD  
Vacuum Gauge**

Combining thermocouple sensor technology with advanced electronics for precise readings & reliability not found with thermistor sensors or analog meters.

STOCK NO	EACH
RI69075	702.02



(42)  
**Kick Start  
208-230 • 1.5-3Ton**

STOCK NO	EACH
42TO5	107.11



# Miscellaneous Air Conditioning Accessories

nu-calgon.com

## Nu-Calgon<sup>(40)</sup>

### Evap Pow'r-C

Highly concentrated for cleaning indoor evaporator coils and should be diluted with water at a 3:1 ratio



SIZE	STOCK NO	EACH
1 gallon	NC416808	47.72

### Nu-Brite

Non-acid condenser coil cleaner



SIZE	STOCK NO	EACH
1 gallon bottle	NC429108	51.15

### Rx11-flush tool

Flush Tool for 1/4" lines up to 1 1/8"



STOCK NO	EACH
NC430050	27.12

### Coil Gun

For spraying coil cleaners  
Mixes water with cleaners as it sprays



DESCRIPTION	STOCK NO	EACH
Hose-end sprayer	NC47740	174.07

### A/C EasySeal

Prevents refrigerant leaks and seals existing leaks in air conditioning and refrigeration systems.



DESCRIPTION	STOCK NO	EACH
<b>Display Pack: Two 2.5oz. Canisters, Valve &amp; Hose</b>		
4050-02	NC405002	275.21
<b>2.5oz. Canister, Treats 1.5 - 5 tons</b>		
4050-06	NC405006	120.41
<b>Valve &amp; Hose ONLY</b>		
4051-99	NC405199	35.01

### (24) Turbo-Kleen Kit

Kit includes:

- Injector nozzle & canister
- Flushing tool
- Plastic connecting line
- 1 pt. of chemical solution

For HVAC/R systems, to clean refrigeration line sets when installing new compressors after burnouts, or converting to R-410A refrigerant.



STOCK NO	EACH
RE82500	196.61
<b>1 Pint Solution Refill</b>	
RE82400	80.51
<b>1 Gallon Solution Refill</b>	
RE82450	555.33

### (24) Better Bubble

Leak locator biodegradable formula for use on surface temp. from 20°F to 250°F



SIZE	STOCK NO	EACH
8 oz.	RE65554	11.35
32 oz. Spray	RE65432	29.35

### (24) Coil-Cure

18 oz. Aerosol No-Rinse Evaporator Coil Cleaner & Disinfectant



STOCK NO	EACH
RE11070	23.81

### (24) Clean-N-Safe

20 oz. Aerosol Non-acid Biodegradable Coil Cleaner



STOCK NO	EACH
RE83780	22.14

### (24) RectorShield

11 oz. Tube of heat absorbing paste for use while soldering, brazing & welding



STOCK NO	EACH
RE83554	25.25

### (27) Sight Glass Moisture Indicator

Leak proof fused sight glass. U.L. listed for 500 psi working pressure.



O.D. SWT.	CONN. SIZE	OVERALL LENGTH	CUTOUT LENGTH	STOCK NO	EACH
	3/8"	4.88"	4.12"	832521102	39.03
	5/8"	4.88"	3.62"	832521105	44.30

### (18) RectorSeek Low-Temp Leak Locator

is a leak locator for use at cold temperatures from -35°F to +200°F on pipes or tanks that contain gases. DO NOT use on oxygen systems. Can be used with freons and ammonia. It contains no oils, halogens, ammonia or amines.



SIZE	STOCK NO	EACH
Gallon	RE61273	88.48

### (24) Clean N Safe

1 Gallon Non-Acid Coil Cleaner



STOCK NO	EACH
RE83785	51.13

### (24) Desolv Spray

16 oz. Aerosol Coil Cleaner



STOCK NO	EACH
RE82561	23.84

### (24) Desolv Cleaning Kit

- Includes:**
- Desolv Cleaning Solution (1 gal)
  - C-Band Frame Assembly
  - Single Use Funnel Bags (2)
  - Drain Pail (5 gal)
  - Installation Instructions



STOCK NO	EACH
RE82560	416.28
<b>Replacement Funnel Bags</b>	
RE82562	17.25

### (24) Nu Line AC Drain Line Cleaner

8oz. non-corrosive for condensate drains



STOCK NO	EACH
RE97685	10.86

### (24) Lineshot

AC Drain Line Flush Device



STOCK NO	EACH
RE81980	75.67
<b>Replacement CO<sup>2</sup> Cartridge</b>	
RE81981	57.64



# Miscellaneous A/C & Heating Supplies

## A/C Leak Detectors & Accessories <sup>(40)</sup> diversitech.com



### Super Seal Advanced AC/R Leak Sealant with Dry R

SIZE	STOCK NO	EACH
1.5-5 Tons	.944KIT	131.38
5+ Tons	.948KIT	149.99



### Dry R Moisture Elinimator

SIZE	STOCK NO	EACH
up to 5 Tons	.973KIT	119.77



### Boost Juice<sup>®</sup>

An additive that lowers energy costs on HVAC/R system by reducing the amperage draw up to 22%

SYSTEMS	STOCK NO	EACH
Injectable Hose with Chemicals Up to 6 Tons	.992BOOST	175.10



### Super Change<sup>™</sup>

Converts non-POE oils to new HCF refrigerants. Such as R22 to POE-based R407C & R410A.

SYSTEMS	STOCK NO	EACH
Injectable Hose w/Chemicals • Avoids a Full Flush Up to 6 Tons	.991CHANGE	169.18
Vacuum-sealed can • Hose sold separately Up to 6 Tons	.981CHANGE	110.65



### Flash<sup>™</sup> Detect Inject

Integrated UV dye solution to expose leaks.

SYSTEMS	STOCK NO	EACH
Injectable Hose with Chemicals Up to 6 Tons	.990FLASH	148.37

### Super Seal Flex Inject Hose

Triple power sealant installs in seconds with no tools or gauges required. Works with all compressors, heat pumps, condensers, recovery units, and other system components. Up to 20kw/6 Tons including R410A.

SIZE	STOCK NO	EACH
Up to 6 Tons	.985SEAL	130.46
Up to 6 Tons (UV dye)	.995FLEXINJECT	152.12



## Surge Protectors <sup>(24)</sup> rectorseal.com



### RSH-50 Disconnect Boxes

Designed to protect all single phase, 120/240-V air conditioning, heat pumps and ductless mini-split systems (DMSS) from transient over-voltage and natural-cause surges.

DESCRIPTION	STOCK NO	EACH
60A Non-Fused	RE96419	218.36
30A Fused	RE96417	218.21



### RSH-50 VRM KIT

The RSH-50 VRM KIT combines the VRM60A and the RSH-50 in a NEMA 3R enclosure, for an all-in-one equipment solution. The RSH-50 uses Gas Discharge Tube (GDT) Technology along with Thermally Fused Metal Oxide Varistors (TMOV) for ultimate protection.

STOCK NO	EACH
RE96421	452.76



### RSH-50 Surge Protective Device

(SPD) for Single-Phase System 120/240 VAC Type 1

STOCK NO	EACH
RE96415	132.46

## Evergreen Motors

### (27) Evergreen Replacement Motors 120/208/230 1075

FOR	STOCK NO	EACH
1/2 HP	.5SME39HXL110	364.83
1 HP	.5SME39SXL111	470.48



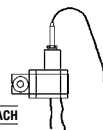
### (42) ECM Motor Tester

DESCRIPTION	STOCK NO	EACH
Tester	PD510009	233.25




### (25) Low Ambient Kit R-410A

STOCK NO	EACH
RXADA07	436.60



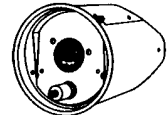
## Field Draft Controls <sup>(27)</sup> fieldcontrols.com



### Type RC

Single-acting for Oil, Wood and Coal

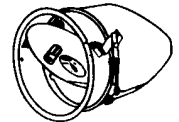
DESCRIPTION	STOCK NO	EACH
6" R-C	FI6RC	71.73
8" R-C	FI8RC	122.14



### Type M

Single-acting for Oil, Wood and Coal

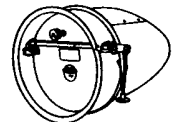
DESCRIPTION	STOCK NO	EACH
6" M 5 and 6"	FI6M	129.26
8" M 7 and 8"	FI8M	190.91
9" M 8 and 9"	FI9M	155.22



### Type MG1

Double-acting for Gas Only

DESCRIPTION	STOCK NO	EACH
6" MG1 5 and 6"	FI6MG1	157.25
8" MG1 7 and 8"	FI8MG1	217.34

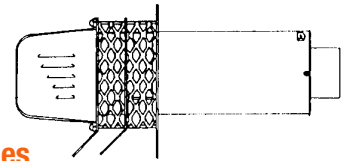


### Field Triple Fuel Barometric Draft Control

for Oil, Gas, Wood and Coal

DESCRIPTION	STOCK NO	EACH
12" M+MG2 11 and 12"	FI12M	475.24

## Field Power Venters <sup>(27)</sup>



### SWG Series Power Vent Systems

The SWG Series from Field Controls combines the fan, motor and vent hood into one complete and compact unit that's easily installed outside the building so noise and vibration are virtually eliminated from the occupied areas.

DESCRIPTION	STOCK NO	EACH
416,000	SWG6	1174.26

### GSK-3

Gas Spillage Sensing Switch

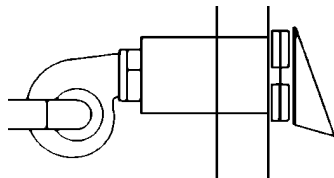
STOCK NO	EACH
GSK3	57.78

# Miscellaneous Heating Supplies <sup>(27)</sup>

tjernlund.com

## GPAK Series Through-The-Wall Vent Systems

Reduce costs while increasing safety and performance



### Features:


- Factory wired for fast, easy installation.
- Built-in fan proving switch interlocks with gas valve.
- 24/115V switching relay.
- Rugged aluminum vent hood.
- Kit includes everything for complete installation (except vent pipe).

MODEL SELECTION CHART					
Model	Vent Pipe Dia	BTU/Hr Input	Max Total Vent Pipe Length		
			Atmospheric A	Fan Assisted B	*40,000 ATM + Column B C
GPAKJ	4	45,000	100'	60'	60'
		75,000	100'	60'	60'
		100,000	100'	60'	N/A
		120,000	45'	60'	N/A
GPAK1	4	100,000	100'	60'	60'
		120,000	100'	60'	60'
		150,000	100'	60'	60'
		200,000	87'	N/A	N/A
		250,000	40'	N/A	N/A

\* Column C allows for up to 40,000 BTU/Hr input atmospheric water heater common vented with a fan assisted appliance from column B.

Table is based on straight vent pipe. 90° elbows are equivalent to 10 feet of straight vent pipe. 45° elbows are equivalent to 5 feet of straight vent pipe. Category A pipe runs over 30 linear feet should use type "B" vent. Category B&C pipe runs over 15 linear feet should use type "B" vent. If the appliance flue is greater than 4", install a tapered reducer directly after the draft hood, draft diverter or barometric draft control to 4". All vent pipe from the appliance to the power vent must be 4".

STOCK NO	EACH
GPAKJ	926.32
GPAK1	926.32



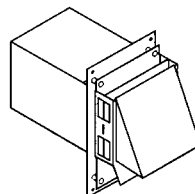
### Sidewall Vent System

AGA design certified. Sidewall venting residential or light commercial gas water heater.

#### Includes:

- Post purge timer/relay
- 24 volt gas solenoid valve
- Gas pressure switch
- Lineal limit spillage switch
- Vent hood
- Factory prewired.


DESCRIPTION	STOCK NO	EACH
Wtr Htrs 60mBTU or less	TJVP2	885.49
Wtr Htrs 60m-120mBTU	TJVP3	924.91



### Sidewall Vent Hood

Designed to terminate and many horizontally vented appliances. Heavy duty, corrosion resistant aluminum. Mounting hardware included.

DESCRIPTION	STOCK NO	EACH
3"	TJVH13	194.27
4"	TJVH14	232.28



### Duct Booster

Boosts air flow to the hard to heat or cool areas. Fits round or rectangular forced air duct work. Easy to install. Manual or automatic operation. boosts air flow up to 275 CFM.

STOCK NO	EACH
TJDB2	200.61



### Vent Screen

For use on furnace & water heater vents.

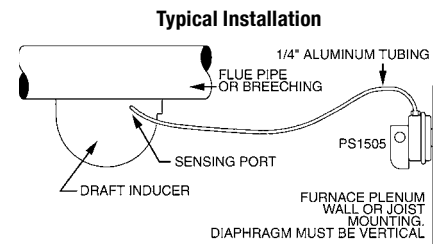
PIPE SIZE	ACTUAL DIA.	STOCK NO	EACH
2"	2 <sup>3</sup> / <sub>8</sub> "	2VESC	14.99
2 <sup>1</sup> / <sub>2</sub> "	2 <sup>7</sup> / <sub>8</sub> "	25VESC	16.23
3"	3 <sup>1</sup> / <sub>2</sub> "	3VESC	16.23
4"	4 <sup>1</sup> / <sub>2</sub> "	4VESC	18.73



### Fan Proving Switch

Assuring that adequate draft is present before burner is allowed to fire.

STOCK NO	EACH
TJPS1505	148.52



## Accessories & Parts

### Relays

STOCK NO	EACH
24/115 v	
TJ9501040	67.57

### In-Line Draft Inducers

STOCK NO	EACH
In line 115/1/60-1/70 HP open	
TJDJ3	306.90
In line 115/1/60-1/20 HP open	
TJD3	306.90
In line 115/1/60-1/4 HP open	
TJI	850.30

### Control Interlock

STOCK NO	EACH
Instantaneous water heater control interlock.	
TJWHK1	260.44
Multiple appliance control for power venter/inducer	
TJMAC4	629.28

### UC1 Universal Control

LED status/diagnostic indicators, adjustable pre and post purge.

STOCK NO	EACH
TJUC1	246.36

# Miscellaneous Heating Supplies

(27)  
**Bramec Vinyl Tubing**  
Clear

SIZE	STOCK NO	EACH
1/4 I.D. x 100'	14IDCLTU	18.79
3/8 I.D. x 100'	38IDCLTU	26.16
1/2 I.D. x 100'	12IDCLTU	35.56
5/8 I.D. x 100'	58IDCLTU	43.69
3/4 I.D. x 100'	34IDCLTU	69.47

(27)  
**FLEX GP70(B) PVC Tubing**

SIZE	COLOR	STOCK NO	EACH
1/2 I.D. x 100'	Black	12IDBLFTU	40.10

(27)  
**Braided PVC Tubing**


SIZE	STOCK NO	EACH
3/8"	38IDBRTU	54.43
1/2"	12IDBRTU	74.36
5/8"	58IDBRTU	102.98
3/4"	34IDBRTU	138.40

(27)  
**Polyethylene Tubing**

SIZE	STOCK NO	EACH
1/4 O.D. x 100'	14ODCLTU	21.20

## Nylon Fittings

(27)  
**Elbows**



DESCRIPTION	STOCK NO	EACH
1/2" Barb	12NYL	6.02
3/8" Barb	58NYL	8.34
1/2" B x 3/4" FPT.	12X34NYL	8.64
1/2" B x 3/4" MPT.	12X34NYLMPT	1.97
3/4" B x 3/4" FPT.	34X34NYLF	2.75
3/4" B x 3/4" MPT.	34X34NYLM	2.27
5/8" B x 3/4" FPT.	58X34NYL	11.99
5/8" B x 3/4" MPT.	58X34NYLM	7.29

(27)  
**Tees**



DESCRIPTION	STOCK NO	EACH
1/2" Barb	12NYT	7.80
1/2" B x 1/2" MPT	12X12X12MPTNYT	1.78
3/8" Barb	58NYT	7.37

(27)  
**Adapters**



DESCRIPTION	STOCK NO	EACH
1/2" B x 1/2" MPT	12X12NYA	7.37
1/2" PVC x 1/2" FPT	12SX12FPT	.78
1/2" B x 3/4" FPT.	34X12NYA	10.15

(02)  
**Full Flow PVC Condensate Traps**

DESCRIPTION	STOCK NO	EACH
Schedule 40 P-trap		
3/4"	34COPT	2.13



(24)  
**VCMA Series Condensate Pumps**



Designed for automatic removal of condensate produced by air conditioning evaporator coils and high efficiency gas condensing furnaces. 115 volt. With check valve.

Model	Full Load Amps	Aux Safety Switch	---Gallons/Hr. at---				Shut Off
			1'	5'	9'	15'	
VCMA15UL/S	1/60	NO	65	50	30	---	15'

MODEL/STOCK NO	EACH
VCMA15UL	73.09
With Safety Switch	
VCMA15ULS	76.69

(24)  
**Little Giant Condensate Pump**



For removal of condensate from high efficiency furnaces & A/C equipment. 115 volt. Stainless Steel Shaft.

MODEL/STOCK NO	EACH
VCMX20ULS	102.64

Model	Full Load Amps	Built-in Safety Switch	---Gallons/Hr. at---				Outlet
			1'	5'	10'	15'	
VCMX-20ULS	1.5	YES	105	95	75	40	3/8" O.D.

(27)  
**AC Shutoff Switch**



Fast installing, reliable, condensate overflow detection switch. Featuring a unique universal pan mount design to assure accurate detection in metal or plastic secondary drain pans.

STOCK NO	EACH
CS1200	33.29

(42)  
**Condensate Safety Switch**

STOCK NO	EACH
84SS2	57.44

(24)  
**EZ Trap Kit with Brush**



Thinner walled trap for light duty applications

SIZE	STOCK NO	EACH
3/4"	RE83114	31.30

(24)  
**EZ Trap 200 Series Smart Trap Kit**



SmartTrap adds a float switch that warns of blockage and shuts down the A/C unit. Slip fit float switch removes easily for cleaning and inspection.

SIZE	STOCK NO	EACH
3/4" with switch 1" deep	RE83210	86.46

(31)  
**Thermostat Wire**



DESCRIPTION	STOCK NO	EACH
<b>18 Gauge • Sunlight Resistant</b>		
18/2 500' coil	500THW1182	87.58
18/3 500' coil	500THW1183	129.97
18/5 250' coil	250THW1185	90.81
18/8 250' coil	250THW1188	136.51
18/12 250' coil	250THW11812	245.28
<b>18 Gauge • Plenum Rated</b>		
18/6 250' coil	250THW1186	135.71
<b>16 Gauge • Plenum Rated • Shielded</b>		
16/2 250' coil	250THW1162S	117.70
16/2 1000' coil	1000THW1162S	468.76
<b>14 Gauge • EZ-IN Shielded Mini-Split Cable • 600v</b>		
14/4 50' coil	50EZIN	146.04
14/4 250' coil	250EZIN	730.20
<b>14 Gauge • Mini-Split Tray Cable • 600v</b>		
14/4 50' coil	50MINSPWI	75.20
14/4 250' coil	250MINSPWI	376.00

(24a)  
**Safety Overflow Switch (SOS)**



Includes: Switch, 5' 18AWG (2) wire lead & 3/4" PVC male adapter

STOCK NO	EACH
SAOVSW	95.75

(24a)  
**Wet Switch Flood Detector**



Simple (5) wire installation

STOCK NO	EACH
WESWFLDE	169.86

# Oil Equipment

(24)  
**Beckett Oil Burner**

For AF and AFG burner needs. Cleaner, quieter and more reliable. Comes equipped with new Beckett CleanCut pump, Beckett electronic igniter, Beckett 7184B interrupted-duty pre-purge control and Beckett PSC motor. Chassis only.



**Order air tube and mounting flange below.**

STOCK NO	EACH
BEB2007	954.26

(24)  
**Oil Control**

Interrupted Ignition Pre-Purge

STOCK NO	EACH
BE7505B	144.60

(24)  
**Air Tube Combination**

For Model AF  
**.75-1.25 GPH firing rate.**

SIZE	STOCK NO	EACH
7"	BEAF72XN	112.64

(21)  
**Mounting Flange**

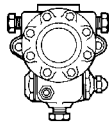
STOCK NO	EACH
BE5432	25.11

(21)  
**Transformer**

STOCK NO	EACH
BE2442	116.29

(21)  
**Burner Motor**

STOCK NO	EACH
BE2456	169.51



(31)  
**Sundstrand Fuel Pumps**  
**"A" Series -Single Stage**

STOCK NO	EACH
A1YA7912	188.30

(31)  
**Beckett A & AF Heavy Duty Replacement Transformer**

120V. Primary, 10,000 Volt Secondary mid-point ground, 23MA, 250 VA, 60HZ.

STOCK NO	PER PAIR
BEA10SK50	163.30

(31)  
**Koupling King II**

Carded with hanger

Includes:

- Assembled with 1/2" motor shaft end cap on one side, and 1/2" fuel unit shaft on the other.
- For 5" over-all length coupler.
- Other end cap sizes include 5/8", 7/16", 3/8", & 5/16".

STOCK NO	EACH
KK120	9.96

(31)  
**Oil Burner Nozzles**  
**Type B • Solid Cone Nozzle**



Designed to produce a fine atomized uniform spray throughout the entire pattern. Atomization is not quite as fine as the Type H nozzle, it provides smoother ignition and is recommended for burners with a solid cone air pattern.

DEGREE	GPH	STOCK NO	EACH
45	0.85	595060	12.19
60	0.75	595031	12.19
60	0.85	595061	12.19
70	0.60	592270909	12.19
70	0.50	592270908	12.19
70	0.75	595032	12.19
70	1.20	592270906	12.19
70	1.35	592270907	12.19
80	0.75	595033	12.19
80	0.85	595063	12.19

(31)  
**Semi-Solid Nozzles**  
**Type W**



DEGREE	GPH	STOCK NO	EACH
60	.75	595036	12.19
60	.85	595066	12.19
80	1.00	PD595108	12.19

(31)  
**Hollow Nozzles**  
**Type A**



is a general purpose nozzle in the larger sizes and delivers a hollow cone spray pattern.

DEGREE	GPH	STOCK NO	EACH
60	0.75	595026	12.19
70	0.75	595027	12.19
70	0.85	595057	12.19
80	0.60	595041	12.19
80	0.75	595028	12.19
80	0.85	595058	12.19
80	0.90	595073	12.19
80	1.00	595098	12.19
80	1.10	595123	12.19

(31)  
**Accessories**

DESCRIPTION	STOCK NO	EACH
Round mirror	STROMI	22.43
Rect. mirror w/handle	STREMI	22.43



# Oil Equipment

(24)

## "Sairset"

High temperature bonding Mortar,  
Air setting—Rated to 3000° F.



DESCRIPTION	STOCK NO	EACH
15-lb Pail	15LSA	44.98

(24)

## Castable Mix-and-Pour Refractory

For Direct Flame Contact up to 2700° F.

DESCRIPTION	STOCK NO	EACH
55 lb Bag	55KS4	91.95

(27)

## 1-Coat Fitting Cement


For Direct Flame Contact up to 1200° F.

DESCRIPTION	STOCK NO	EACH
One Coat	.RAMCOTE	73.49

(27)

## Oil Storage Tank Model 265

Basement or above ground  
265 gallon capacity



SIZE	STOCK NO	EACH
27W x 44H x 60L	265OITA	1449.74

(24)

## Fuel Filters


STOCK NO	EACH
1A25B	52.04
<b>Replacement Filter Cartridges</b>	
1A30	4.71
2A710	9.22



(24)

## "AT-A-GLANCE" Tank Gauge

DESCRIPTION	STOCK NO	EACH
27"	27ATAGL	52.31
42"	42ATAGL	52.31



(24)

## Oil Tank Vent

Screened-Mushroom Type



SIZE	STOCK NO	EACH
3/4"	.34MUAIVE	15.92
1"	.1MUAIVE	20.56
1 1/4"	.114MUAIVE	23.34
1 1/2"	.112MUAIVE	28.50
2"	.2MUAIVE	40.31

(24)

## Lock Fill Caps

Vented yet safe from interference, with pad locking duck bill hasp. Overlapping cap keeps out moisture, dirt and water.



Round base

SIZE	STOCK NO	EACH
2"	.2LOFICAP	36.18

(24)

## Duplex Slip-thru Tank Bushing



SIZE	STOCK NO	EACH
2 x 3/8 x 3/8"	.2X38TRTAB	42.11
2 x 1/2 x 1/2"	.2X12TRTAB	43.92

(24)

## Double Tapped Tank Bushings

SIZE	STOCK NO	EACH
2 x 3/4"	.2X34DOTAB	28.31
2 x 1"	.2X1DOTAB	28.31
2 x 1 1/2"	.2X112DOTAB	28.31
4 x 1 1/2"	.4X112DOTAB	103.83
4 x 2"	.4X2DOTAB	103.83
4 x 3"	.4X3DOTAB	112.62



## SW Series Gas-Fired Water Boilers

- Assembled Boiler with Insulated Jacket
- EMC Circulator Included.
- Completely Installed and Wired Gas Control System with Titanium Composite Burners and Manifold consisting of:
  - Automatic Redundant Combo Gas Valve
  - 24 Volt Intermittent Pilot Control
  - Continuous Retry 100% Shut-Off
  - Combination Pilot Burner/Electrode/Flame Sensor
- 24 Volt Transformer, Service Switch
- Flame Roll-Out Safety Shut-Off (Fuse Link) and Pressure Switch (Vent Safety Shut-Off) with Spare Fuse Link Included
- Induced Draft Fan
- Combination Temperature/Pressure Gauge
- A.S.M.E. Relief Valve
- 20 Year Limited Warranty (Residential Applications)



**1/2" Natural Gas Inlet • AFUE 84% • 120 Volts, 15 Amps, 60 Hz.**

BTUH	STOCK NO	EACH
75,000	UHSW75	3744.89
112,500	UHSW112	4132.74
150,000	UHSW150	4624.43
187,500	UHSW187	5414.46

Model Number	Input (MBH)	Heating Capacity (MBH)	Net AHRI (MBH)	Dimensions (Inches)			Pump Size Supply & Return Tappings	Vent Diameter	
				Width	Height	Depth		To Chimney	Horizontal
UHSW75	75.0	63	55	14 1/4"	29"	23 1/4"	1 1/4"	4"	3"
UHSW112	112.5	95	82	17 1/2"	29"	23 1/4"	1 1/4"	4"	3"
UHSW150	150.0	127	109	20 3/4"	29"	23 1/4"	1 1/4"	4"	3"
UHSW187	187.5	158	282	24"	29"	23 1/4"	1 1/4"	4"	4"

## 15C Series Gas-Fired Water Boilers

- Energy saving features include the electronic ignition system and motorized vent damper to reduce your heating costs.
- Exceptional Heat Exchanger Design
- Features a dependable cast iron heat exchanger with cast iron push nipple connections. The sections and push nipples expand at the same rate when heated. By using similar materials instead of less expensive gaskets, the boiler maintains a water tight seal.
- Hydrolevel Operating Control
  - Features digital display and diagnostics
  - Adjusts the water temperature based on your heating system demand which further reduces your heating costs
  - Built-in low water cut-off (LWCO) to protect the boiler from potentially dangerous low water conditions
- Integral Draft Diverter
- Features factory installed integrated draft hood diverter, which reduces the risk of improper draft hood installation and unsafe CO levels. Low profile reduces installation height by up to 30" as compared to models with an external draft diverter hood
- 10 Year Limited Heat Exchanger



**1 1/4" Water Return/Supply • AFUE 84% • 120 Volts, 60 Hz, 1 phase**

BTUH	BURNERS	STOCK NO	EACH
262,000	7	UH15C8D	6147.20
299,000	8	UH15C9D	6507.61

Model Number	Input (MBH)	Heating Capacity (MBH)	Net Water (MBH)	Dimensions (Inches)			Water Content Gallons	Flue Diameter (Inches)	Gas Inlet
				Width	Height	Depth			
UH15C-8D	262	221	192	27 1/2"	36 3/8"	26 1/2"	12.7	7"	1/2" NPT
UH15C-9D	299	252	219	30 3/4"	36 3/8"	26 1/2"	14.4	7"	1/2" NPT

## 15B Series K Gas-Fired Water Boilers

- Energy saving features include the electronic ignition system and motorized vent damper to reduce heating costs.
- EMC Circulator Included.
- Proven Cast-Iron Heat Exchanger Design
- Features a dependable cast-iron heat exchanger with dry leg end sections. Each cast-iron heat exchanger is water and pressure tested prior to assembly.
- Hydrolevel controller
- Digital display and diagnostics. Control adjusts the water temperature based on the heating system demand to reduce your heating costs.
- Internal LWCO and Gas Valve
- Factory installed low water cut-off (LWCO) protects the boiler from potentially dangerous low water conditions.
- Flexible Installation, left or right side hydronic piping and electrical wiring options available.
- Easy to Service Burner
- Pull out burner drawer and removable burner tube tray allow for easy cleaning and quick access to change orifices; LP gas, high altitude.
- Easy to Install Draft Diverter
- Includes a low profile draft diverter hood reducing installation height by up to 30" when compared to models with external hoods.
- 2+Second Zone Capable with Circulator Cable (550004166 - Below)
- 20 Year Limited Warranty (Residential)



**1 1/4" Water Return/Supply • AFUE 84% • 120 Volts, 60 Hz, 1 phase**

BTUH	STOCK NO	EACH
59,000	UH15B060K	3225.76
92,500	UH15B095K	3532.46
120,000	UH15B120K	3793.82
149,000	UH15B150K	4236.57
175,000	UH15B175K	4665.01
205,000	UH15B205K	5241.42
235,000	UH15B235K	5705.64

Model Number	Input (MBH)	Heating Capacity (MBH)	Net Water (MBH)	Dimensions (Inches)			Water Content Gallons	Flue Diameter (Inches)	Gas Inlet
				Width	Height	Depth			
UH15B0-60K	59	50	43	13 3/8"	32 1/8"	24 1/8"	1.9	4"	1/2" NPT
UH15B0-95K	92.5	78	68	13 3/8"	32 1/8"	24 1/8"	2.3	5"	1/2" NPT
UH15B-120K	120	101	88	16 1/4"	32 1/8"	24 1/8"	2.8	6"	1/2" NPT
UH15B-150K	149	125	109	19"	32 1/8"	24 1/8"	3.2	6"	1/2" NPT
UH15B-175K	175	147	128	21 1/8"	32 1/8"	24 1/8"	3.7	7"	1/2" NPT
UH15B-205K	205	172	150	27 1/2"	32 1/8"	24 1/8"	4.1	7"	3/4" NPT
UH15B-235K	235	197	171	27 1/2"	32 1/8"	24 1/8"	4.6	7"	3/4" NPT

## Second Circulator Zone Harness Kit

FOR USE WITH	STOCK NO	EACH
15B Series	550004166	75.60

## LP Kits

FOR USE WITH	STOCK NO	EACH
SW Series	UHSW	162.00
15C Series	UH15C	176.85
15B Series K	UH15BK	130.95



**Reserved**

## Residential - Noble Series

### Noble Series Fire Tube Combi Boilers

#### Standard Features:

- SMART CONTROL™ Enhanced Operating System
- Outdoor Reset Control with outdoor air sensor
- 1" Water Connections & 1/2" Gas Connections
- Industry-Leading DHW Delivery Up to 4.8 GPM
- Vertical and horizontal direct-vent:  
PVC, CPVC, Polypropylene or  
Stainless Steel Venting up to 100 feet
- Low water flow safety control and indication
- Cascading Sequencer for up to 8 units

PUMP CONTROLS	STOCK NO	EACH
3 - Fire Tube Unit	NKB080	4033.13
3 - Fire Tube Unit	NKB110	4233.32
3 - Fire Tube Unit	NKB150	4605.61
2 - Combi Unit	NKC199N	5708.43

#### LP Kit for Nobel Series

CREATES MODEL #	STOCK NO	EACH
NKB 080 L	100361273	122.47
NKB / NKC / NCF 150 L	100346280	236.20
NKB / NKC / NCF 199 L	100346292	239.11
NKB 080 L*	100339889*	416.99

\* LP kit for models prior to Serial Number 2230

Model Number	BTU per hour		AFUE%	Air Inlet	Vent Size
	Input	Output			
NKB080(N)	80,000	76,000	95.0	2"	2 or 3"
NKB110(N)	110,000	104,500	95.0	3"	3"
NKB150(N)	150,000	142,500	95.0	3"	3"

Model Number	Input (MBH)		AFUE%	Heating Cap. MBH	Net MBH	Air Inlet	Vent Size
	Min.	Max.					
NKC199N	19.9	199	95.0	185	161	3"	3"

## Noble Combi Series Accessories

STOCK NO	EACH	STOCK NO	EACH
3/4" Valve Kit for Noble Combi Series		Domestic Brazed Plate for Combi	
100112156	170.59	100275501	297.43
Pump & Gasket Assembly for Combi		Domestic Heat Exchanger Gasket	
100275607	291.60	100275593	10.21

## Lochinvar Accessories

STOCK NO	EACH	STOCK NO	EACH
<b>Flow Switch</b>		<b>Low Water Cut-Off w/Manual Reset</b>	
WTR2040K	243.49	WTR20009K	352.84
<b>ModBus for KB 81-286</b>		<b>Modbus for Knight XL</b>	
KIT30070	384.91	KIT30069	323.10
<b>ModBus for WH 55-399</b>		<b>Lon Works Comm. Kit for Knight XL</b>	
KIT30071	403.87	KIT30095	2157.84
<b>ModBus Field Kit</b>		<b>Multi Temp Loop Control - Knight XL</b>	
KIT30154	323.10	RLY30086	676.51
<b>BACnet Comm. Kit for FTXL</b>		<b>CON-X-US Mobile Connect Remote</b>	
100232602	403.87	KIT30151	687.01
<b>BACnet Comm. Kit for KH/WH</b>		<b>CON-X-US Wireless Outdoor Sensor</b>	
100269974	403.87	TST20039K	559.87
<b>BACnet Comm. Kit for KBX XL</b>			
100330256	403.87		

### Tuneup Kit Extension Mod.

STOCK NO	EACH
for AW/KBN 601-801, SBN/SBR	
MOD30001	360.13
for WH 55-399	
MOD30000	104.98



Combi parts available online

## Residential - Knight Series

### Knight Fire Tube Boiler

#### Standard Features:

- SMART SYSTEM Digital Controls
- Modulating Burner with 10:1 Turndown
- Outdoor Reset Control with outdoor air sensor
- ASME Stainless Steel Heat Exchanger
- PVC, CPVC, Polypropylene or  
Stainless Steel Venting up to 100 feet
- ECM Variable Speed Pump
- Cascade up to 8 Boilers

STOCK NO EACH

#### Residential • LP Kit NOT Included

KHB085	6239.94
KHB110	6475.25
KHB155	7773.58
KHB199	9277.96
KHB285	12807.68

#### Knight Series Specifications

Model Number	Input MBH		AFUE%	Heating Cap. MBH	Net MBH	Turndown Ratio
	Min.	Max.				
KHB085/WHB086	8.5	85	95	79	69	10:1
KHB110/WHB110	11.1	110	95	102	89	10:1
KHB155/WHB155	15.5	155	95	144	125	10:1
KHB199/WHB200	19.9	199.9	95	185	161	10:1
KHB285/WHB285	28.5	285	95	264	229	10:1
WHB399	80	400	94.4*	380	323	5:1

\*Thermal Efficiency %

### Knight Series Wall Mount Fire Tube Boiler

#### Standard Features:

- SMART SYSTEM Digital Controls
- Outdoor Reset Control with outdoor air sensor
- Modulating Burner with up to 10:1 Turndown
- ASME Stainless Steel Heat Exchanger
- PVC, CPVC, Polypropylene or  
Stainless Steel Venting up to 100 feet
- ECM Variable Speed Pump
- Cascade up to 8 Boilers

STOCK NO EACH

#### Residential • LP Kit NOT Included

WHB085	6239.94
WHB110	6475.25
WHB155	7773.58
WHB199	9277.96
WHB285	12807.68
WHB399	16872.42



### LP Conversion Kits for Knight Series

FOR MODEL #	STOCK NO	EACH
KHB055, KHN055, WHN056, WHB055	100268040	118.98
KHB085, KHN085, WHN086, WHB085	100268104	118.98
KHB110, KHN110, WHN111, WHB110	100285815	107.89
KHB155, KHN155, WHN156, WHB155	100285817	107.89
KHB199, KHN199, WHN200, WHB199	100285818	107.89
KHB285, KHN285, WHN286, WHB285	100268109	173.80
WHB399	100350354	224.53

See page 801 or 807 for  
Vent and Accessories



## Lochinvar Boilers

lochinvar.com

### Knight XL Series Heating Boiler



#### Standard Features:

- 97% Thermal Efficiency
- 7" Touch Screen with Built-in ConXus
- Modulating Burner with 10:1 Turndown
- Stainless Steel Water Tube Heat Exchanger
- Vertical and Horizontal Direct Vent, Direct Vent up to 150 feet
- Smart System Control

STOCK NO EACH

#### XL Commercial

KBX0400N ..... 18856.79

#### All Models Below Includes CSD-1

KBX0500N ..... 24716.24

KBX0650N ..... 30882.42

KBX0800N ..... 38157.28

KBX1000N ..... 47712.69

Stock Number	Max Input Btu/Hr	Min Input Btu/Hr	Gross Output MBH	Net AHRI Rating MBH	Gas Conn.	Water Conn.	Air Inlet	Vent Size	Jacket Dimensions HxWxD
KBX0400N	399,000	39,900	387	337	1"	2"	4"	4"	45" x 24" x 33 1/2"
KBX0500N	500,000	50,000	485	422	1"	2"	4"	4"	45" x 24" x 33 1/2"
KBX0650N	650,000	65,000	631	549	1 1/4"	2"	4"	6"	45" x 24" x 42 1/2"
KBX0800N	800,000	80,000	776	675	1 1/4"	2"	4"	6"	45" x 24" x 42 1/2"
KBX1000N	999,000	99,900	969	843	1 1/4"	2 1/2"	6"	6"	45" x 24" x 50"

### FTXL Series Fire Tube Boiler



#### Standard Features:

- Up to 98% Thermal Efficiency
- SMART SYSTEM Digital Controls
- Loch-N-Link™ USB thumb drive port for easy programming
- Four-Pump Control
- CON-X-US Remote Connect provides the ability to monitor and manage multiple boilers from a downloadable application
- Vert. or Horiz. Direct Vent up to 100 feet PVC, CPVC, Polypropylene or AL29-4C
- Cascading Sequencer with built-in redundancy

STOCK NO EACH

#### Commercial

FTX400N ..... 18856.79

#### All Models Below Includes CSD-1

FTX500N ..... 24716.24

FTX600N ..... 29838.14

FTX725N ..... 34364.14

FTX850N ..... 39299.90

Stock Number	Output MBH	Vent Size	Net AHRI Rating MBH	Thermal Eff.	Gas Conn.	Outlet Water Conn.	Jacket Dimensions HxWxD
FTX400N	392	4"	341	98.0	1"	2"	53 1/2" x 26 1/4" x 30 1/2"
FTX500N	489	4"	425	97.7	1"	2"	53 1/2" x 26 1/4" x 30 1/2"
FTX600N	585	4"	509	97.5	1"	2"	53 1/2" x 26 1/4" x 30 1/2"
FTX725N	705	6"	613	97.2	1"	2 1/2"	53 1/2" x 26 1/4" x 33"
FTX850N	825	6"	717	97.0	1"	2 1/2"	53 1/2" x 26 1/4" x 33"

See page 801 or 807 for Vent and Accessories



## Laars Boilers (22)

laars.com

### NeoTherm Hydronic Boilers

#### Features:

- Modulation down to 20% of full fire (5:1 turndown)
- Large Color Touch Screen
- Vent up to 100 feet, horizontal or vertical
- Less Than 10ppm NOx
- 160 psi maximum working pressure
- 10 year limited warranty



SIZE STOCK NO EACH

#### Natural Gas Hydronic Boilers • 95% AFUE

399 MBH ..... NTH399NXX3 15574.81

500 MBH ..... NTH500NJJ3 22036.34

600 MBH ..... NTH600NJJ3 23032.94

750 MBH ..... NTH750NJJ3 25108.47

850 MBH ..... NTH850NJJ3 27130.44

Size	Thermal Efficiency	Input BTU/hr	Output BTU/hr	Connection Water	Size (NPT) Gas	WxHxD
399	96.5	399,900	386,000	1 1/2"	3/4"	25" x 38 1/4" x 31 1/2"
500	95.0	500,000	475,000	1 1/2"	1"	25" x 38 1/4" x 37 3/4"
600	95.3	600,000	572,000	1 1/2"	1"	25" x 38 1/4" x 37 3/4"
750	96.6	750,000	724,000	2"	1 1/2"	25" x 38 1/4" x 51"
850	95.7	850,000	813,000	2"	1 1/2"	25" x 38 1/4" x 55 1/4"

## IBC Boilers (22)

ibcboiler.com



### SL Series Condensing Boiler

#### Standard Features:

- New Touch Screen V-10 Boiler Control & V-10 Portal Mobile Control: Express set up, Remote monitoring & diagnostics, Easy USB programmability, Optional true native BACnet, Intuitive alert system.
- PVC/CPVC/PPs approved.
- Built-in CSA/UL approved LWCO and manual reset high limit.
- Built-in multiple zone pump control - up to 4 zones replacing the need for external pump controls.
- Built-in outdoor reset control of water temperature.
- MFZ Technology: Patented moisture management system. Protects/ensures long life for all components in the boiler.
- Reverse flow detection.
- Unmatched safety features.
- Easier to install and service.
- Limited Lifetime Warranty

BTU/H A.F.U.E. STOCK NO EACH

#### Light Commercial models LP ONLY

26,000 to 260,000 95% SL26260G3LP 9884.75

40,000 to 399,000 96% SL40399G3LP 15947.84

#### Light Commercial Natural Gas • LP Kit Included on 115 - 199 models ONLY

14,000 to 115,000 95% SL14115G3 6147.23

20,000 to 160,000 95% SL20160G3 7651.94

32,000 to 199,000 95% SL30199G3 9203.04

26,000 to 260,000 95% SL26260G3\* 9884.75

40,000 to 399,000 96% SL40399G3\* 15947.84

\*LP Kit NOT Included

Stock Number	Vent Size Sch. 40	Vent Length	Combustion Air Sch. 40	Gas Inlet	Water Inlet	Water outlet	Jacket Dimensions HxWxD
SL14115G3	2 or 3"	100 or 240'	3"	1/2"	1"	1"	32" x 20" x 13.1"
SL20160G3	2 or 3"	35 or 170'	3"	1/2"	1"	1"	32" x 21.8" x 14.8"
SL30199G3	3"	150'	3"	1/2"	1"	1"	32" x 22.5" x 16.3"
SL26260G3	3"	200'	3"	3/4"	1 1/2"	1 1/2"	35.6" x 25" x 17.6"
SL40399G3	4"	200'	4"	3/4"	1 1/2"	1 1/2"	39.9" x 27" x 19.5"



## VX Series Condensing Boiler

### Standard Features:

- Express set up, Remote monitoring & diagnostics, Easy USB programmability, Intuitive alert system.
- Fully automated, ASME, 439 grade, SS firetube heat exchanger
- Cascade up to 4 units
- PVC/CPVC/PPs approved, vent lengths up to 480 ft
- Built-in CSA/UL approved LWCO and manual reset high limit.
- 6.5 turndown ratio.
- Built-in 4 zone pump or valve control.
- Built-in outdoor reset control of water temperature.
- MFZ Technology: Patented moisture management system.
- All models feature common parts.
- Unmatched safety features.
- 5 Year limited manufacturer's parts warranty.
- Limited 15 year residential heat exchanger warranty.

BTU/H	A.F.U.E.	STOCK NO	EACH
<b>High-Efficiency Residential • LP Kit Included</b>			
16,900 to 110,000	95%	VX110	4623.09
23,000 to 150,000	95%	VX150	5000.62
30,600 to 199,000	95%	VX199	5317.74

Stock Number	Vent Size Sch. 40	Vent Length	Combustion Air Sch. 40	Gas Inlet	Return Water Outlet	Supply Water outlet	Jacket Dimensions HxWxD
VX110	2 or 3"	100 or 240'	3"	1/2"	1"	1"	28.13" x 17.75" x 16.88"
VX150	2 or 3"	50 or 170'	3"	1/2"	1"	1"	28.19" x 18.81" x 18.63"
VX199	3"	150'	3"	1/2"	1"	1"	28.19" x 20.44" x 19.63"

## EZ Pipe Manifold

Primary/Secondary piping manifold comes "Installation Ready" and ensures proper flow through the boiler for maximum system performance without call-backs.

STOCK NO	EACH
<b>Part# 251-063 - SFC Superflow 125</b>	
251063	480.00
<b>Part# 251-064 - SFC Superflow 199</b>	
251064	523.15



## SFB Series Superflow Boiler

### Standard Features:

- New illuminated touchscreen display panel
- 3 year track record
- Will accept a 0-10 VDC signal
- Compatible with standard Propylene Glycol
- Up to 96% AFUE with full ASME-rated heat exchanger
- Packaged with a high efficiency variable speed pump (ECM)
- Outdoor reset technology increases efficiency by lowering the water temperature automatically
- Advanced modulating temperature control
- 15-Year Heat Exchanger, 5-Year Parts Warranty

BTU/H OUTPUT	A.F.U.E.	STOCK NO	EACH
<b>Residential • LP Kit Included</b>			
13,600 to 89,500	96%	SFB99	3865.88

Stock Number	Exhaust Size Sch. 40	Combustion Air Sch. 40	Heating Water Inlet/outlet	Gas Inlet	Condensate outlet	Jacket Dimensions HxWxD
SFB99	3"	3"	3/4"	1/2"	3/4"	32.5"x17.7"x10.9"



## HC Series Condensing Boiler

### Standard Features:

- Unique and innovative single pass Copper/Aluminum heat exchanger, ensuring greater efficiency and eliminating water side corrosion.
- Full ASME-rated vessel.
- Built-in boiler pump.
- PVC/CPVC/PPs approved.
- 2" & 3" venting options available.
- Contractor friendly, easy to install, maintain and service.
- Fewer parts ensuring greater reliability.
- Outdoor reset technology increases efficiency by lowering the water temp automatically.
- Reset heating - Set point - DHW.
- Includes Air Vent, Outdoor Sensor & Relief Valve.
- 10-Year Limited Warranty

BTU/H	A.F.U.E.	STOCK NO	EACH
<b>Residential • LP Kit NOT Included</b>			
15,000 to 95,000	95%	HC1595	3865.88
20,000 to 125,000	95%	HC20125	4218.60
33,000 to 160,000	94%	HC33160	4372.85

Stock Number	Exhaust Size Sch. 40	Combustion Air Sch. 40	Heating Water Inlet/outlet	Gas Inlet	Condensate outlet	Jacket Dimensions HxWxD
HC1595	3"	3"	1"	1/2"	3/4"	29.0"x19.8"x11.1"
HC20125	3"	3"	1"	1/2"	3/4"	31.3"x19.8"x11.1"
HC33160	3"	3"	1"	1/2"	3/4"	31.3"x19.8"x11.1"

## LP Kits for HC/DC Series

### Converts Natural Gas to LP

FOR MODEL #	STOCK NO	EACH
HC1595	P747	40.37
HC29106	P700	53.96
HC20125	P737	40.37
HC33160 & DC33160	P702	40.37

## SFC Series Dual Fired Combi Boiler

### Standard Features:

- Two independent copper coils embedded in a cast aluminium heat exchanger.
- New illuminated touchscreen control panel
- Compatible with standard Propylene Glycol
- Built-in bypass valve
- No need for a 3-way valve or secondary DHW plate heat exchanger
- Will accept a 0-10 VDC signal
- 95% AFUE with full ASME-rated heat exchanger
- High-efficiency variable speed pump (ECM)
- Outdoor reset technology increases efficiency by lowering the water temperature automatically
- Advanced modulating temperature control

BTU/H INPUT	BTU/H OUTPUT	A.F.U.E.	STOCK NO	EACH
<b>Residential • LP Kit Included</b>				
16,500 to 99,000	15,800 to 88,900	95%	SFC125	4249.88
28,300 to 125,000	27,100 to 111,000	95%	SFC199	4600.44

Stock Number	Exhaust outlet Sch. 40	Combustion Air Sch. 40	Cold/Hot Water Connection	Heating Water Inlet/outlet	Gas Inlet	Condensate outlet	Jacket Dimensions HxWxD
SFC125	3"	3"	1/2" MNPT	3/4"	1/2"	3/4" Hose	32.5"x17.7"x11.2"
SFC199	3"	3"	3/4" MNPT	3/4"	3/4"	3/4" Hose	32.5"x17.7"x11.2"

## SFC Series Parts Kit

FOR MODEL #	STOCK NO	EACH
SFC125 & SFC199	P911	3559.55



## Greenstar Condensing Gas Boilers

- This space heating boiler can be operated on NG or LP (conversion kit included).
- Venting length up to 100' each way with 3" PVC pipe, up to 8 elbows
- Venting combined length up to 81' with 2" PVC (except for model 151/ZBR423)
- Ultra quiet operation
- 5:1 Turndown Ratio

### Standard Equipment:

- Integrated Grundfos 3-Speed Pump
- DHW Sensor for Sidearm Tank
- Manifold Bracket
- Heat-Tronic III Controls
- Twin Flue Pipe Adapters
- CRC200 Programmable Controller Wall Mounted
- Lifetime Heat Exchanger Warranty - 5 Years Parts & Labor



## Greenstar Gas Boiler

### WALL MOUNT

CRC200 Programmable Controller  
Heatronic III Control

INPUT MBH	STOCK NO.	EACH
79,200	ZBR213	4139.42
100,800	ZBR283	4270.32
151,600	ZBR423	6051.67

## Greenstar Gas Boiler

### FLOOR MOUNT

Heatronic III Control

INPUT MBH	STOCK NO.	EACH
79,200	KBR213	4752.43
100,800	KBR283	4896.94
151,600	KBR423	6547.39

**FW200 Weather Control Sold Separately**

### ZBR/KBR Series SPECIFICATIONS (Space Heating Modules)

Boiler Number	Input BTU/hr	DOE Heating Capacity BTU/hr	Net I=B=R Rating BTU/hr	AFUE Eff. %	Dimensions WxHxD	S&R Tapping Conn.	Gas Conn.	Vent Size
Z/KBR163	57,200	50,800	45,000	95	17.4 x 33.5 x 13.9	1"	3/4"	2-3"
Z/KBR213	79,200	71,000	62,000	95	17.4 x 33.5 x 13.9	1"	3/4"	2-3"
Z/KBR283	100,800	89,400	79,000	95	17.4 x 33.5 x 13.9	1"	3/4"	2-3"
Z/KBR423	151,600	134,400	117,000	95	17.4 x 33.5 x 13.9	1"	3/4"	2-3"



# BOSCH

## Greenstar Wall Mounted Combination Space Heating & Domestic Hot Water

- Venting length up to 100' each way with 3" PVC pipe, up to 8 elbows
- Venting combined length up to 81' with 2" PVC (except for model ZBR423)
- Ultra quiet operation
- 5:1 Turndown Ratio



### Standard Equipment:

- Integrated Grundfos 3-Speed Pump
- DHW Sensor for Sidearm Tank
- Manifold Bracket
- CRC200 & Heat-Tronic Controls
- Twin Flue Pipe Adapters
- Lifetime Heat Exchanger Warranty - 5 Years Parts & Labor

INPUT MBH	STOCK NO.	EACH
89,400	ZWB283	5305.82
151,600	ZWB423	5787.29

### ZWB Series SPECIFICATIONS (Space Heating Modules)

Combi Boiler Number	Input BTU/hr	DOE Heating Capacity BTU/hr	Net I=B=R Rating BTU/hr	AFUE Eff. %	DHW Max. Flow @ 72°F	Dimensions WxHxD	Tapping Conn.	S&R Gas Conn.	Vent Size
ZWB283	100,800	89,400	79,000	95	2.6 gpm	17.4x33.5x13.9	1"	3/4"	2-3"
ZWB423	151,600	134,400	117,000	95	4 gpm	17.4x33.5x13.9	1"	3/4"	2-3"

## Accessories <sup>(21)</sup>

### Comfort Control Manager

**CZM100 • For 3-Zone Relay**  
For Pump or Zone Valves

STOCK NO	EACH
7738110112	717.47

### Thermostats

STOCK NO	EACH
<b>CRC100 Comfort Controller</b>	
7738110090	145.18
<b>CRC200 Programmable Controller</b>	
7738111034	267.45

## Wall Mounted Residential Condensing Gas Boilers

### Standard Equipment:

- TDR up to 15:1
- Dual Stainless Steel Heat Exchanger
- SCH 40 2" PVC Venting up to 60'
- SCH 40 3" PVC Venting up to 150'
- Field Convertible Gas System

### Residential Warranty:

- 15 Year Limited Heat Exchanger Warranty
- 5 Year Limited Parts Warranty
- 1 Year Limited Labor Warranty



STOCK NO	EACH
NHB55	2684.14
NHB80	2962.58
NHB110	3241.01
NHB150	3519.45
NFB200H	4076.33

Boiler Number	Input BTU/hr Min.	Input BTU/hr Max.	Heating Capacity MBH	AFUE Eff. %	Net AHRI Rating, Water <sup>3</sup> MBH	Gas Conn.	Vent Size
NHB55	8,000	55,000	51,000	95	44,000	1/2"	2-3"
NHB80	8,000	80,000	74,000	95	64,000	1/2"	2-3"
NHB110	10,000	110,000	102,000	95	89,000	1/2"	2-3"
NHB150	10,000	150,000	138,000	95	120,000	1/2"	2-3"
NFB200	13,300	199,900	182,000	95	158,000	1/2"	2-3"

## NaviLink™ Wi-Fi Control

Allows adjusting water temperatures, access usage data, and receive diagnostic notifications all from using an app from their smartphone or tablet



STOCK NO	EACH
PBCMAS001	285.12

(18)

## Universal temperature sensor

Works with NFC, NFC-H, NHB, NFB, NFB-H and NFB-C Series. 1 year warranty.



STOCK NO	EACH
GXXX001769	24.50

## Backflow Damper Kit

Required for venting up to 8 units

STOCK NO	EACH
30014367B	71.28

## NFB-C High Efficiency Condensing Heating Boiler

### Features:

- 97.5% TE Industry Leading Thermal Efficiency
- Patented stainless steel fire tube heat exchanger
- 160 PSI maximum operating pressure
- Advanced controls with intuitive 7" color display
- Up to 15:1 TDR (turndown ratio)
- BAS communication capability
- Common vent up to 4 and cascade up to 16 units
- Top & bottom piping
- 10-year Limited heat exchanger, (12) residential.
- 3-year parts warranty, (5) residential.



GAS	STOCK NO	EACH
Natural Gas	NFB399C	12251.25

Model #	BTU Input Natural Gas		DHW Capacity	Supply Temp. Range	AFUE %
	Minimum	Maximum			
NFB-399C	26,000	399,000	389,900	77 - 194°F	97.5

## NFB-C Common Vent Collar Kit

For use when cascading Navien NFB-C Series

STOCK NO	EACH
30022799A	89.10



## NFC Condensing Fire Tube Combination Boiler

### Features:

- Patented Compact Stainless Steel Fire Tube Heat Exchanger
- Advanced Controls with Intuitive User Interface
- 95% AFUE - Energy Star certified
- NFC175 TDR up to 11:1
- NFC250 DHW 15:1 TDR and heating 13:1 TDR
- DHW Module with Mixing and Water Adjustment Valves
- Multiple Venting Options Up to 150'
- Common Venting Up to 8 Units (7 NPE for NFC250) and Cascading Up to 16 Units (15 NPE for NFC250)
- 10-year Limited heat exchanger
- 5-year Limited parts warranty



GAS	WATER PRESSURE	WATER CONNECTION	STOCK NO	EACH
Natural Gas/LP	6 - 80 psi	1" NPT	NFC250	4599.79

Model #	BTU Input Ratings		DHW Capacity	Flow Rate 45°F Rise	AFUE %
	Minimum	Maximum			
NFC-250/175H	13,300	175,000	210,000	8.4 GPM	95.0

## Condensing NCB Series Combination Boiler

### Features:

- Smart controls LCD display, quick dial wheel & Setup Wizard
- Advanced stainless steel dual heat exchangers
- 15:1 DHW and up to 11:1 heating TDR
- Field convertible gas system (NG/LP) up to 10,100 ft.
- Capable of cascading up to 15 NPE water heaters
- Capable of common venting up to 7 NPE water heaters
- Built-in 3 zone pumps and 3 zone valves powered connections
- 2" venting up to 65' and 3" venting up to 150'



GAS	STOCK NO	EACH
Natural Gas or LP	NCB240H	3898.13
Natural Gas or LP	NCB250H	4365.90

Model #	BTU Input Natural Gas		DHW Connection	Flow Rate 45°F Rise	AFUE %
	Minimum	Maximum			
NCB-240/110H	13,300	199,900	3/4" NPT	7.9 GPM	95.0
NCB-250/150H	14,000	210,000	3/4" NPT	8.4 GPM	95.0

## Accessories

### Quick Install Manifolds

STOCK NO	EACH
Primary Stainless Steel Manifold for use with Navien NCB-H & NFC-H Series	
30026576A	643.75
For use with Navien NFB Series	
GFFMMSOZUS002	748.44
For use with Navien NHB Series	
GFFMMSOZUS001	643.75

**Plumb-Easy valve kit for NBC-H & NFC-H on page 501**

(18)

### 1" Easy Isolation Valve

LESS Relief Valve

STOCK NO	EACH
30010950A	200.48

(18)

### Outdoor Reset Sensor

With BH2101280B Wire  
For use with NCB Series

STOCK NO	EACH
30012950A	64.60



## Series GC-144 Cast Iron Residential Gas Boiler

- Stainless Steel Corrosion Resistant Premix Burners.
- Flexible GL-180M cast iron.
- Electronic Ignition available.
- Boilers set for natural gas - sea level
- AGA/CGA certified.

### Standard Equipment:

- Stainless steel premixed burners.
- Tridicator gauge.
- Honeywell aquastat.

STOCK NO	EACH
GC14418II	4447.44
GC14432II	5473.48



Boiler Number	Input BTU/hr	DOE Heating Capacity BTU/hr	Net I=B=R Rating BTU/hr	AFUE Eff. %	FLUE Vent/B
GC14418II	74,000	61,400	53,000	85	5/8"
GC14432II	132,500	110,000	96,000	85	6/9 1/2"

## LP Conversion Kits for GC-144

FOR	STOCK NO	EACH
GC14432II	7736660260	95.21

## Beckett Burner for Buderus Oil Boilers With Pump

FOR BURNER	STOCK NO	EACH
G115WS4	11115WS4KP	1988.19

**The following items are required by state code on boilers over 400 MBH input.**

**(Please check with local inspector)**

DESCRIPTION	STOCK NO	EACH
Probe type manual reset low water cut-off	550SV	338.49
Manual reset high limit	SF410671	324.68

## BTI 40 & BTI 55 Indirect Water Heaters

### Features:

- High performance domestic hot water.
- Stainless steel construction, pickled & passivated.
- High capacity smooth wall stainless steel coil.
- Maintenance free design.
- Light weight for easy installation.
- 2" of polystyrene foam insulation.
- Removable inspection port.
- Standard Aquastat & 10KΩ temperature sensor.

**10 Year non-prorated residential warranty with limited lifetime option**

STOCK NO	EACH
----------	------

Residential	
BTI40	2006.29
BTI55	2394.60

Model	US Gallon	Floor to Heater Top (inches)	Jacket Diameter (inches)	Domestic Water In/Out (inches)	Boiler Water In/Out (inches)	Max First Hour Rating @ 135° F	Boiler Output BTU/HR
BTI 40	39.9	47"	21.4"	3/4" NPT	1" NPT	188	100,000
BTI 55	56.5	62.8"	21.4"	3/4" NPT	1" NPT	200	100,000



## BTI 80 MAX Indirect Water Heater

### Features:

- High performance domestic hot water.
- Stainless steel construction, pickled & passivated.
- High capacity smooth wall stainless steel coil.
- Maintenance free design.
- Light weight for easy installation.
- 2" of polystyrene foam insulation.
- Removable inspection port.
- Standard Aquastat & 10KΩ temperature sensor.

**10 Year non-prorated residential warranty with limited lifetime option**

STOCK NO	EACH
----------	------

Commercial	
BTI80MAX	3527.19

Model	US Gallon	Floor to Heater Top (inches)	Jacket Diameter (inches)	Domestic Water In/Out (inches)	Boiler Water In/Out (inches)	Max First Hour Rating @ 135° F	Boiler Output BTU/HR
BTI 80 MAX	79.9	70"	23.8"	1" NPT	1 1/2" NPT	453	251,000



## IWT 119 MAX Indirect Water Heater

### Features:

- High performance domestic hot water.
- Stainless steel construction, pickled & passivated.
- High capacity smooth wall stainless steel coil.
- Maintenance free design.
- Light weight for easy installation.
- 2" of polystyrene foam insulation.
- Removable inspection port.
- Standard Aquastat & 10KΩ temperature sensor.

**10 Year non-prorated residential warranty with limited lifetime option**

STOCK NO	EACH
----------	------

Commercial	
IWT119MAX	5907.77

Model	US Gallon	Floor to Heater Top (inches)	Jacket Diameter (inches)	Domestic Water In/Out (inches)	Boiler Water In/Out (inches)	Max First Hour Rating @ 135° F	Boiler Output BTU/HR
IWT 119 MAX	119	65.7"	28"	1 1/2" NPT	1 1/2" NPT	753	420,000



## FT Series Floor Boiler

### Features:

- Built-in Low Loss Header
- 10:1 Turndown
- Simultaneously Heat Space & Domestic Water
- Ultra High Efficiency 95% AFUE
- Industry Leading Domestic Hot Water Delivery
- Multiple Venting Options
- All Piping Connections Located on Top
- Contractor & Installation Friendly
- Limited 10 year heat exchanger / 5 year parts Warranty



STOCK NO \_\_\_\_\_ EACH

### 120v • LP Conversion Kit included Combi Boiler

LFTCF199 ..... 5952.61

### Heat Only Boiler

LFTHF199 ..... 5486.48

Model	Max Input BTU/hr	Heating "CH" Supply/Return	DHW Inlet/Outlet	Gas Inlet	Thermal Eff. %	Turndown Ratio	HxWxD
LFTCF199	199,000	1 1/2" NPT	3/4" NPT	3/4" NPT	95%	10:1	38.25"x17.9"x19.6"
LFTHF199	199,000	1 1/2" NPT	-	3/4" NPT	95%	10:1	38.25"x17.9"x19.6"

## Mascot FT Gas-Fired Boilers

### Features:

- Up to 10:1 Modulation
- Natural or propane gas
- Direct vent up to 100'
- Low NOx Emissions
- Integrated DHW Indirect Tank
- Superior DHW Performance on Combi Models



Combi Boiler

### Includes internal pump on all models

SIZE \_\_\_\_\_ STOCK NO \_\_\_\_\_ EACH

### Natural Gas Hydronic Boilers • 95% AFUE Efficiency

100 ..... MFTHW100 3531.47

140 ..... MFTHW140 3805.38

199 ..... MFTHW199 4075.20

### Natural Gas Hydronic Combination Water Heater & Boiler

199 ..... MFTCW199 4687.83

Size	Air & Vent 2 Pipe	Input BTU/hr kW	Output BTU/hr kW	AFUE % Nat. Gas	WxHxD
80	3"	80,000	74,400	95	17.3" x 29" x 14.9"
100	3"	100,000	93,000	95	17.3" x 29" x 14.9"
120	3"	120,000	111,600	95	17.3" x 29" x 14.9"
140	3"	140,000	130,200	95	17.3" x 29" x 14.9"
199	3"	199,000	189,050	95	16.2" x 32" x 16.2"
199	3"	199,000	189,050	95	19.6" x 32" x 16.3"



## LFTHW FT Series Gas-Fired Boilers

### Features:

- Full Modulation 10:1 Turndown
- Natural or propane gas
- Direct vent up to 150'
- Low NOx Emissions
- Cascade up to 4 units



SIZE \_\_\_\_\_ STOCK NO \_\_\_\_\_ EACH

### Natural Gas Hydronic Boilers • 95.4% Thermal Efficiency

399 ..... LFTHW399NX 12992.20

### Floor Stand

CA021920 ..... 911.25

Size	Air & Vent 2 Pipe	Input BTU/hr kW	Output BTU/hr kW	Thermal Efficiency	WxHxD
399	3"	399,000	379,000	95.4	25.4" x 32.7" x 20.7"

## Mascot FT Manifold Kits

The manifold return and supply connections will mate directly to the supply and return connections on the bottom of the boiler. Anti-seize/thread sealant is recommended on the connections. Be sure to use the supplied gaskets in the return and supply unions.

USE WITH	SYSTEM CONNECTION	INDIRECT WATER HEATER CONNECTION	STOCK NO	EACH
Combination				
Heat/Hot Water Models	1 1/2"	N/A	P2134400	485.51
Heat Only Models 80-140	1 1/4"	1"	P2135900	684.80
Heat Only Model 199	1 1/2"	1 1/4"	P2135800	728.27

## Mini-Therm JX Gas-Fired Boiler

### Features:

- Integral low water cut off, manual or automatic reset mode
- Digital temperature display
- Contacts to control three pumps
- Economy modes auto adjusts water temperatures to reduce fuel use
- Outdoor reset capability
- Spark to pilot ignition
- Low voltage terminal block for ease of installation and wiring
- Domestic hot water priority for indirect water heater installations
- Powered relay contacts for external devices



### Standard Equipment:

- Low Loss Header Standard on 125, 150 & 200 MBH models
- Optional on 50, 75 & 100 MBH models

STOCK NO \_\_\_\_\_ EACH

### Natural Gas

JX050N ..... 2935.22

JX075N ..... 3114.02

JX100N ..... 3403.53

JX125N ..... 3542.94

JX150N ..... 3773.40

JX200N ..... 4564.00

### Use WHS1 Boiler Stand listed below for all 18" elevated installations

Size	Input BTU/hr	Capacity BTU/hr	AFUE % Nat. Gas	Water Connection	Gas Connection	W x H x D
50	50,000	42,000	84	1 1/4"	3/4"	11 3/4" x 31 5/8" x 25 1/8"
75	75,000	63,000	84	1 1/4"	3/4"	14 1/2" x 31 5/8" x 25 5/8"
100	100,000	84,000	84	1 1/4"	3/4"	17 3/8" x 32 1/8" x 25 1/2"
125	125,000	105,000	84	1 1/4"	3/4"	20 1/8" x 32 1/8" x 25"
150	150,000	126,000	84	1 1/4"	3/4"	23" x 32 1/8" x 25"
200	199,000	168,000	84	1 1/4"	3/4"	28 3/8" x 32 1/4" x 24 5/8"

## JX LP Conversion Kits

BTU INPUT \_\_\_\_\_ STOCK NO \_\_\_\_\_ EACH

50,000 - 199,000 ..... CA019921 215.46

## Mini-Therm Boiler Stand

### 18 Gauge • 650lb. Limit

SIZE WxHxD \_\_\_\_\_ STOCK NO \_\_\_\_\_ EACH

21" x 21" x 18" ..... WHS1 127.05



## MagnaTherm FT

### Features:

- 95% Thermal Efficiency
- 15:1 Modulation Turndown Ratio
- TRU TRAC™ O<sub>2</sub> Trim
- LAARS LINC® Intuitive Touch Screen Controls
- CF-Tech™ Contoured Flue Tube Technology
- Indoor/Outdoor Rated; Flexible Installation



STOCK NO \_\_\_\_\_ EACH

### 120v/1 Phase

CFH1000 ..... 46492.70

Model	Min Input BTU/hr	Max Input BTU/hr	Min Output BTU/hr	Max Output BTU/hr	Thermal Eff. %	Comb. Eff. %	Turndown Ratio	WxHxD
1000	67,000	999,000	63,000	950,000	95.8	96.1	15:1	30.2"x80.0"x70.5"

## OmniTherm

### Features:

- Up to 7:1 Turndown Ratio
- Electronic Fuel-to-Air Ratio Control
- Up to 90% Thermal Efficiency
- Stainless Steel Heat Exchanger
- Indoor/Outdoor Rated
- Laars Linc® Intuitive Touch Screen Controls
- Low Return Water Temperatures Allowed



STOCK NO \_\_\_\_\_ EACH

### 120v/1 Phase

OCH1250 ..... 33478.01

OCH1750 ..... 38156.05

OCH2000 ..... 41114.04

Model	Input Rate BTU/hr	Output Rate BTU/hr	Thermal Eff. %	Comb. Eff. %	Turndown Ratio	WxHxD
1250	1,250,000	1,098,000	87.8	87.7	5:1	24 1/2"x66"x39"
1750	1,750,000	1,523,000	87.0	86.7	7:1	32"x69"x53"
2000	1,999,900	1,756,000	87.8	87.5	5:1	32"x78"x53"

## Squire Stainless Steel Indirect Water Heaters

- 316L Passivated Satinless Steel Tank.
- 304L High Capacity Stainlees Steel Coil.
- Fully Welded Construction.
- 1" Boiler Supply/Return Connections
- 1" Domestic Water (30, 40, 50 models)
- 1½" Domestic Water (65, 80, 119 models)
- Factory Supplied Tank Sensor



CAPACITY	FIRST DRAW (GAL.)	STOCK NO	EACH
27 Gallons . . . . .	24 . . . . .	SIT030	2069.89
40 Gallons . . . . .	27 . . . . .	SIT040	2305.91
52 Gallons . . . . .	45 . . . . .	SIT050	2887.66
67 Gallons . . . . .	65 . . . . .	SIT065	3603.48
82 Gallons . . . . .	74 . . . . .	SIT080	3986.87
113 Gallons. . . . .	109. . . . .	SIT119	6086.68

DIMENSIONS								
Stock #	Height	Width	Relief Valve	Boiler In	Boiler Out	Cold Water Inlet	1st Hr Delivery	Continuous Delivery
SIT030	39½"	20"	31¼"	21¼"	8¼"	3"	184	160
SIT040	55½"	20"	48½"	25¼"	8¼"	3"	208	181
SIT050	47"	24"	39¾"	24½"	9¼"	3¾"	255	210
SIT065	60"	24"	52¼"	28"	9¼"	3¾"	328	263
SIT080	69½"	24"	61¼"	28"	9¼"	3¾"	340	266
SIT119	68¼"	28"	60¼"	31¼"	9¼"	3¾"	418	308

(21)

## Accessories

DESCRIPTION	STOCK NO	EACH
Aquastat/Thermostat. . . . .	TST20016	208.49



(40)

## NeutraPump

- Integral baffles force the acidic fluid through Axiom's LipHter<sup>+</sup> media for maximum neutralization
- Pumps come with auxiliary dry contacts in event of a high-level fluid condition
- Pumps are ETL certified and come with standard 120v plug-in connection



TANK	INLET CONNECTION	HOSE	STOCK NO	PRICE
1 Gallon	3/4" FNPT	20' of 3/8" Vinyl	AXNT1P	249.03
<b>Replacement LipHter Neutralization Media</b>				
For AXNT1P . . . . .			AXNM1P	72.13

Model Number	BTU/hr	At Efficiency	Produces Gal/hr
NT1-P	500,000	93%	1.9

GUIDELINE ONLY - Visit [www.axiomind.com](http://www.axiomind.com) for sizing calculator

(40)

## NeutraPal

- Raise the pH level of the acidic condensate to a more neutral level which:
  - Prevents acidic fluid from damaging drains, sewer systems and concrete
  - Helps maintain a safe environment for bacteria in septic systems
- Made with corrosion resistant materials for long term durability
- Tanks and capsules come with connection hardware kits
- Includes an initial charge of Axiom's unique blend of LipHter<sup>+</sup> neutralizing media



TANK	INLETS/OUTLETS	HOSE	STOCK NO	PRICE
.26 Gallon	1/2" hose barb	10' of 1/2" Vinyl	AXNC1	135.39
.53 Gallon	1/2" hose barb	10' of 1/2" Vinyl	AXNC2	204.12
.26 Gallon	3/4" FNPT	N/A	AXNC1W	119.07

**Replacement LipHter Neutralization Media**  
 For AXNC1, AXNC2 & AXNC1W . . . . . AXNM1 51.72  
 42lbs For AXNC1, AXNC2 & AXNC1W . . AXNM1BULK 520.51

Model Number	BTU/hr	At Efficiency	Produces Gal/hr
NC-1	400,000	93%	1.6
NC-2	1,000,000	93%	4.0
NC-1W	400,000	93%	1.6

GUIDELINE ONLY - Visit [www.axiomind.com](http://www.axiomind.com) for sizing calculator

(40)

## NeutraPro

- Integral baffles that weave the acidic fluid through Axiom's unique blend of LipHter media for maximum neutralization
- Low inlet connections accommodate near floor condensate outlets
- Ideal for commercial gas-burning appliances (up to 7,000,000 btu/h)
- Integral bypass feature prevents condensate backflow



TANK	INLETS/OUTLETS	UNIONS	PLUG	STOCK NO	PRICE
3.5 Gal.	(3) 1" FNPT	(2) 1" NPT	1" NPT	AXNT15	393.26
4.8 Gal.	(2) 1" FNPT	N/A	N/A	AXNT25	463.36

**Replacement LipHter Neutralization Media**  
 For AXNT15 . . . . . AXNM15 136.08  
 For AXNT25 . . . . . AXNM25 146.29

Model Number	BTU/hr	At Efficiency	Produces Gal/hr
NT15	3,000,000	96%	20
NT25	7,000,000	96%	45
(2) NT25	12,000,000	96%	80

GUIDELINE ONLY - Visit [www.axiomind.com](http://www.axiomind.com) for sizing calculator

(40)

## PuroPal

Disposable cartridge with a translucent exterior  
 When media is expired the resin will change from blue to beige  
 Designed for single point of use applications  
 One PuroPal-1 cartridge will treat approximately 65 Gallons



SIZE	STOCK NO	PRICE
3/4" FGHT Connections. . . . .	AXPUROPAL	196.30

## Panel Radiators "Solidoflux - N"

- Fluted front panel, made from .049" steel.
- Convection tunnels welded on the water channels.
- Baked on white powder coating.
- Air bleeder and flowsetter valve.



### Piping connections:

R20 Male Metric, approximately 3/4" (located at the bottom of the radiator)

MODEL	SIZE	WATER CAP. PER FT.	STOCK NO.	EACH
22	12" Height x 24" Length	.43 Gallons	DN21224	450.36
22	20" Height x 24" Length	.56 Gallons	DN22024	501.66
22	24" Height x 16" Length	.56 Gallons	DN22416	451.66
22	24" Height x 24" Length	.65 Gallons	DN22424	529.85
22	24" Height x 36" Length	.65 Gallons	DN22436	646.70
22	24" Height x 48" Length	.65 Gallons	DN22448	694.63

Model Number	Size	Width	BTU Output @ 180° F	Max. Working Pressure	Max. Working Temp.	Water Capacity per Ft
22	12 x 24	4"	2850	147 psi	250°	.43 Gal
22	20 x 24	4"	4000	147 psi	250°	.56 Gal
22	24 x 16	4"	4000	147 psi	250°	.56 Gal
22	24 x 24	4"	4600	147 psi	250°	.65 Gal
22	24 x 36	4"	6900	147 psi	250°	.65 Gal
22	24 x 48	4"	9200	147 psi	250°	.65 Gal

## Thermostatic Radiator Valves

For use with Panel Radiators

STOCK NO	EACH
H1365 . . . . .	45.36

## Radiator Diverter Valves

STOCK NO	EACH
1/2" Straight	
H5933 . . . . .	62.64

## Isolation Valves

STOCK NO	EACH
1/2" Straight	
H5813 . . . . .	49.68
1/2" Angled	
H5814 . . . . .	49.68

## Adapters

STOCK NO	PAIR
1/2" Dianorm Pex Assembly	
H6850A . . . . .	17.28
1/2" Dianorm Copper Compression	
HM3831S . . . . .	18.36

## Standard Heated Towel Racks

Square tubing frame and round inner tubing.

SIZE	STOCK NO.	EACH
24"x48" . . . . .	DN44824	840.24

Model Number	Size	Total Depth	BTU Output @ 180° F
Standard	24 x 48	4"	3024



**See page 922  
for Danfoss  
Radiator Zone Valves**



## Mini-Boiler

- Full element modulation
- Added LED status indicators
- 20 Year element and boiler vessel warranty
- 100% efficient
- Built-in electronic water temperature control with front panel temperature select
- Quiet solid state and DC relays
- Thermostat or end switch connection
- Circulating 10 amp switch relay

### Dimensions:

29"H x 10 1/2"W x 9"D • 3/4" NPT • 55 lbs. • .95 Gallon

BTU/H STOCK NO EACH

### Staging (Single Zone) • Phase 1-60 Hz • 240/208v

17,000..... EMBR105 1809.00

30,700..... EMBR109 1895.40

### Modulating (Two Zone) • Phase 1-60 Hz • 240/208v

30,700..... EMBM209 2208.60

Model	kW	Watts	Amps	Breakers
EMBR105	5	5,000	21	30A
EMBR109	9	9,000	38	60A
EMBM209	9	9,000	38	60A

## Mid-Size Series Boiler

EBM-S: Staging Outlet Temp, Max 170° F

EBM-X: This model has the ability to sense water temperature and maintain an accurate boiler temperature output by only energizing the electric elements for needed output (not full capacity). This eliminates extra costs associated with relays, extra temperature controls, zone boxes, etc., Max 180° F

### Features:

- 1" NPT
- 75 lbs.
- 2.20 Gallon vessel

### Dimensions:

28"H x 17"W x 10"D

DESCRIPTION	STOCK NO	PRICE
Temp Sensing .....	EBMX10	2878.20
Temp Sensing .....	EBMX15	3207.60
Temp Sensing .....	EBMX20	3488.40
Outlet Temp .....	EBMS10	2489.40
Outlet Temp .....	EBMS15	2818.80
Outlet Temp .....	EBMS20	3099.60

Model	kW	Btu/h	Amps	Voltage	Breakers	Flow/gpm
EBMX10	10	34,000	42	240/1PH	60	3.4
EBMX15	15	51,000	63	240/1PH	60,30	5.1
EBMX20	20	68,000	83	240/1PH	60,60	6.8
EBMS10	10	34,000	42	240/1PH	60	3.4
EBMS15	15	51,000	63	240/1PH	60,30	5.1
EBMS20	20	68,000	83	240/1PH	60,60	6.8

## EZB-Eco Radiant Floor Heat Electric Boiler

The EZB-Eco is a complete boiler system for radiant floor heating or hot water baseboard applications.

### Features:

- Temperature Sensing
- WarmFlo Modulation Control
- Outdoor Reset Capability
- ETL/Intertek Listed
- ASME H-Stamp Vessel
- 2-Year Parts Warranty
- 20-Year Vessel and Element Warranty

### Dimensions:

25"H x 36"W x 13"D, 140 lbs

STOCK NO PRICE

EZBT1052401.....3963.60

EZBT1102401.....4158.00

EZBT1152401.....4492.80

EZBT1202401.....4784.40

Model	kW	Btu/h	Amps	Voltage	Phase	Breakers	Max Op Temp
EZB-T1-05-240-1	5	17,000	20.8	240/208	1	30A	180° F
EZB-T1-10-240-1	10	34,100	41.7	240/208	1	60A	180° F
EZB-T1-15-240-1	15	51,100	62.5	240/208	1	60A,30A	180° F
EZB-T1-20-240-1	20	68,200	83.3	240/208	1	60A,60A	180° F



## TS Series Boilers

### Features:

- Built-in temperature/pressure gauge
- High Mass/Low Mass element regulation
- Boiler status panel
- ASME/CSA US/Canada certification
- Complete front panel accessibility
- Dual Boiler option
- Load Management connection
- Super quiet operation
- 20-year element/vessel warranty

### Additional Features for EB-W models only:

- Modulates at a tighter temperature control
- Outdoor sensing with outdoor reset capability.
- The target supply temperature ramps up as it is colder outside.

### Dimensions:

- 38"H x 17"W x 17"D
- 1 1/4" NPT

BTU/H KW AMPS BREAKERS VOLTAGE MAX OP TEMP STOCK NO EACH

### EB-S Electro-Boiler • Single phase 240V

46,000 13.5 56 60,30 240 160°F EBS13 3299.40

61,000 18 75 60,60 240 160°F EBS18 3493.80

77,000 22.5 94 60,60,30 240 160°F EBS23 3839.40

92,000 27 113 60,60,60 240 160°F EBS27 4152.60

### EB-W Electro-Boiler • Single phase 240V

46,000 13.5 56 60,30 240 180°F EBWX13 3834.00

61,000 18 75 60,60 240 180°F EBWX18 4028.40

77,000 22.5 94 60,60,30 240 180°F EBWX23 4374.00

92,000 27 113 60,60,60 240 180°F EBWX27 4687.20

## Model EB-SSB

Dual Fuel Relay

FOR EB-MS, EB-S & EB-C SERIES ONLY

STOCK NO EACH

EBSSB ..... 222.75

## TS Series Staging Relay

STOCK NO EACH

EBCSTG5 ..... 140.40

## Commercial Series Boilers

EBCA: Supply water sensing Staging

### Features:

- 2" NPT • 230 lbs. • 13.12 Gallon vessel

### Dimensions:

• 38" H x 20" W x 21" D

STOCK NO EACH

EBCX31 ..... 5448.60

EBCX36 ..... 5859.00

Model	kW	Btu/h	Amps	Voltage	Breakers	Flow/gpm
EBCX31	31.5	107,500	131	240/1PH	100,80	10.8
EBCX36	36	123,000	150	240/1PH	100,100	12.3

## Model EB-ZTA-1

4-Zone Control, Dual Temp

STOCK NO EACH

EBZTA1 ..... 383.40



# Boiler Accessories

millrose.com

fieldcontrols.com

(40)

## Round Double Spiral Tempered Wire Flue Brushes

DOUBLE SPIRAL	FLUE SIZE	BRUSH DIA	STOCK NO	EACH
43306	3/4"	3/4"	34DSFLBR	17.23
43312	1 1/2"	1 1/4"	114DSFLBR	17.68
43316	2"	1 3/4"	134DSFLBR	18.34
43322	2 1/2"	2 1/4"	214DSFLBR	22.68
43326	3"	2 3/4"	234DSFLBR	23.52
43328	3 1/4"	3"	3DSFLBR	24.18

(40)

## Boiler Brush

4" oval shaped brush, long twisted wire handle with 1" ring.

SINGLE SPIRAL	BRUSH SIZE	LENGTH	STOCK NO	EACH
43018	1 1/2"-1 5/8"	30"	112FLBR	13.31

(27)

## FIELD GVD Series Vent Dampers

The Gas Vent Damper works automatically to allow natural draft during appliance operation while preventing residual appliance heat and conditioned air from escaping during off cycles. It also prevents the infiltration of cold air during down drafts. Field Controls gas vent dampers (GVD) are made of stainless steel.



Dual safety switches allow the burner to fire only when the damper is in the open position. The GVD will not interfere with existing appliance safety controls, when properly installed.

SIZE	STOCK NO	EACH
4"	GVD4	257.62
5"	GVD5	267.81
6"	GVD6	273.15
7"	GVD7	283.84
8"	GVD8	333.64
9"	GVD9	375.99
10"	GVD10	391.78

(27)

## Universal 8' Wiring Harness

### Includes 5 Adapters

American Standard, Buderus, Burnham, Fraser-Johnson, Honeywell, Lennox, Lochinvar, Luxaire, Moncreif, Slant Fin, Trane, Utica, Valliant, Weil-McLain, York, gas fired appliance with Penn G-60 & G-65. Ignition system with plug, gas fired appliances with Honeywell ignition modular or L-8148E. Triple Aquastat with plug.



STOCK NO	EACH
46579100	110.64

## Harness for GVD Series Dampers:

All harness plug directly into the Effikal controller. (Number at end of harness model indicatess harness length in feet.)

(27)

## FIELD Motor for GVD Series Dampers

ALSO for use with Effikal dampers.

STOCK NO	EACH
GVD	184.20

**\*\*IMPORTANT\*\***  
**KNOCK OUT PLUG AND DAMPER BLADE MUST BE REMOVED ON STANDING PILOT APPLICATIONS**

(27)

## Concrete Slabs

SIZE	STOCK NO	PRICE
24" X 24"	2424COSL	61.14

(27)

## Universal Boiler Stand

28" between crossbars, carries up to 200lbs

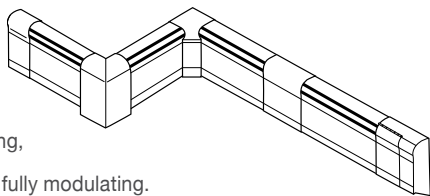
SIZE	STOCK NO	PRICE
24" X 54"	BS2454	482.02



# Slant/Fin Radiation <sup>(23)</sup>

slantfin.com

## Base/Line 2000 Hot Water Baseboard Radiation



Ideal for heating in tract housing, apartments and renovations. With fingertip control damper, fully modulating. Model BL2000D-75E consists of:

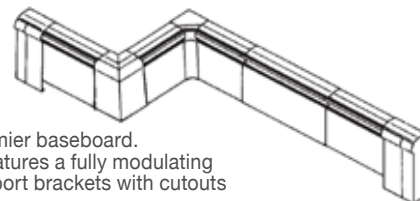
- 3/4" copper tube element.
- .009" aluminum fins bent to 2<sup>19</sup>/<sub>64</sub> x 2<sup>1</sup>/<sub>8</sub>", 56.35 fins per foot.
- End fins are of plated steel.
- Height: 7<sup>3</sup>/<sub>8</sub>"; depth 2<sup>3</sup>/<sub>4</sub>"; lengths 2' to 10' lengths.
- Stocked in Nu-White baked enamel finish.

Splice plate also included with lengths of 5' and longer

HOT WATER RATINGS							
Model Number	Flow Rate GPM	BTU/Hr per Linear Foot with 65°F Entering Air					
		170°	180°	190°	200°	210°	220°
BL-2000-75E	1	500	570	630	700	770	840
	4	530	600	670	740	810	890

**Note:**  
Ratings are for element installed with damper open, with expansion cradles. Ratings are based on active finned length (5" to 6": less than over-all length) and include 15% heating effect factor. Use 4 GPM ratings only when flow is known to be equal to or greater than 4 GPM; otherwise 1 GPM ratings must be used.

## Fine/Line 30 Baseboard Radiation



Fine/Line 30 is America's premier baseboard. It's super strong enclosure features a fully modulating damper and extra-heavy support brackets with cutouts for return piping.

- Height: 7<sup>7</sup>/<sub>8</sub>"; depth: 2<sup>1</sup>/<sub>16</sub>"; lengths 2' to 8'
- Precision, piano hinged accessories
- Zip-Strip carton opens in seconds
- Stocked in Nu-White baked enamel

Splice plate also included with lengths of 5' and longer

HOT WATER RATINGS											
Baseboard Number	Flow GPM	Pressure Drop*	BTU/Hr per Linear Foot with 65°F Entering Air								
			170°	180°	190°	200°	210°	215°	220°	230°	240°
30-75	1	47	510	580	640	710	770	810	840	910	970
	4	525	540	610	680	750	810	860	890	960	1030

\* Millinches per foot.

**Note:**  
Ratings are for element installed with damper open, with expansion cradles. Ratings are based on active finned length (3" less than over-all length) and include 15% heating effect factor. Use 4 GPM ratings only when flow is known to be 4 or more GPM; otherwise 1 GPM ratings must be used.

## Base/Line 2000 Cover Only

LENGTH	STOCK NO	EACH
2'	2BL2000D	19.00
3'	3BL2000D	28.50
4'	4BL2000D	38.00
5'	5BL2000D	47.50
6'	6BL2000D	57.01
7'	7BL2000D	66.51
8'	8BL2000D	76.01
10'	10BL2000D	95.01

## Base/Line 2000 Accessories

LENGTH/DESCRIPTION	STOCK NO	EACH
<b>2" End Cap</b>		
Left	2BLLHEC	11.31
Right	2BLRHEC	11.31
<b>4" Hinged End Cap, 4"</b>		
Left	4BLLHEC	19.83
Right	4BLRHEC	19.83
<b>Wall Trim</b>		
4"	4BLWT	8.52
<b>Hinged Inside Corner</b>		
90°	90BLIC	15.75
135°	135BLIC	17.44
<b>Outside Corner</b>		
90°	90BLOC	32.40
135°	135BLOC	33.94
<b>Filler Sleeve</b>		
7" Wide	7BLFISL	19.85
12" Wide	14BLFISL	24.29
<b>2" Splice Plate Set</b>		
STOCK NO	PER SET	
2BLSPPPL	8.93	

## No. E-75 Element Only For Base/Line 2000D and 30D

LENGTH	STOCK NO	EACH
2'	2E75EL	23.85
3'	3E75EL	35.78
4'	4E75EL	47.71
5'	5E75EL	59.63
6'	6E75EL	71.56
7'	7E75EL	83.49
8'	8E75EL	95.41

## Base/Line 2000 & Fine/Line 30 Accessories

DESCRIPTION	STOCK NO	EACH
<b>Neoprene Riser Ring</b>		
.....	30RIRI	4.14
<b>Plastic Expansion Cradle</b>		
Fine/Line 30	30EXCR	2.43
<b>Wire Hanger, for bare tube</b>		
.....	30WIHA	1.80
<b>T-Shot Nailing Tool</b>		
.....	30NATO	67.13

(21)

STOCK NO	EACH
<b>4.5 oz. Nu White</b>	
SF102650	37.42

## Slant Fin Touch-Up Paint

STOCK NO	EACH
<b>4.5 oz. Nu White</b>	
SF102650	37.42

## No. 30D Cover Only

LENGTH	STOCK NO	EACH
2'	30D2W	30.15
3'	30D3W	45.22
4'	30D4W	60.29
5'	30D5W	75.36
6'	30D6W	90.44
7'	30D7W	105.51
8'	30D8W	120.58

## Fine/Line 30 Accessories


LENGTH/DESCRIPTION (NU-WHITE)	STOCK NO	EACH
<b>4" Hinged End Cap</b>		
Left	30DLHW	23.83
Right	30DRHW	23.83
<b>4" Hinged Wall Trim</b>		
Left	30DLHWTW	24.97
Right	30DRHWTW	24.97
<b>8" Hinged Valve Cover</b>		
Left	30LHVACOW	48.88
Right	30RHVACOW	48.88
<b>Hinged Inside Corner</b>		
90°	30DIS90W	17.86
135°	30DIS135W	34.01
<b>Hinged Outside Corner</b>		
90°	30DOS90W	35.12
135°	30DOS135W	37.22
<b>Filler Sleeve</b>		
14" wide	1430FISLW	34.82
7" wide	730FISLW	25.91
<b>Splice Plate Set</b>		
2"	30DSPW	9.88
<b>Solid Wall Trim</b>		
4"	30D4WT	11.04
<b>Support Bracket with pivot</b>		
STOCK NO	EACH	
30SUBR	11.85	

## Multi/Pak 80 Baseboard Radiation

Multi/Pak 80 is the ideal choice for deluxe residential heating or for light commercial heating requirements. It's built with hefty brackets, 18 gauge front panels and finished in nu-white baked enamel.

**No 83-A Baseboard 8<sup>7</sup>/<sub>8</sub>"H x 3<sup>1</sup>/<sub>2</sub>"D:**  
with H-3 element, 3/4" nominal copper tube, 3<sup>5</sup>/<sub>32</sub> x 2<sup>1</sup>/<sub>2</sub> x .0135" aluminum fins.

**No 84-A Baseboard 8<sup>7</sup>/<sub>8</sub>"H x 3<sup>1</sup>/<sub>2</sub>"D:**  
with H-4 element, 1" nominal copper tube, 3<sup>5</sup>/<sub>32</sub> x 2<sup>1</sup>/<sub>4</sub> x .012" aluminum fins.



HOT WATER RATINGS											
Baseboard Number	Flow GPM	Pressure Drop*	BTU/Hr per Linear Foot with 65°F Entering Air								
			170°	180°	190°	200°	210°	215°	220°	230°	240°
83-A	1	47	650	730	810	890	970	1010	1050	1130	1210
	4	525	690	770	860	940	1030	1070	1110	1190	1280
84-A	1	13	650	730	810	890	970	1010	1050	1130	1210
	4	145	690	770	860	940	1030	1070	1110	1190	1280

\* Millinches per foot.

## 80D Cover Only

Nu-White Baked Enamel

LENGTH	STOCK NO	EACH
2'	280DCO	45.57
3'	380DCO	68.35
4'	480DCO	91.13
5'	580DCO	113.91
6'	680DCO	136.70
7'	780DCO	159.48
8'	880DCO	182.26

### No H-3 Elements Only • 3/4"

LENGTH	STOCK NO	EACH
3'	3H3EL	60.43
4'	4H3EL	80.57
5'	5H3EL	100.71
6'	6H3EL	120.86
7'	7H3EL	141.00
8'	8H3EL	161.14

### No H-4 Elements Only • 1"

LENGTH	STOCK NO	EACH
3'	3H4EL	80.50
4'	4H4EL	107.34
5'	5H4EL	134.17
6'	6H4EL	161.01
7'	7H4EL	187.84
8'	8H4EL	214.68

## Multi/Pak 80 Accessories

DESCRIPTION	STOCK NO	EACH	DESCRIPTION	STOCK NO	EACH
<b>End Cap, 4" with access</b>			<b>Outside Corner, with access</b>		
Left . . . . .	480ALENCA	30.91	90 deg. . . . .	9080AOUCO	48.53
Right . . . . .	480ARENCA	30.91			
<b>Wall Trim, 4"   Slotted Endcap</b>					
Left . . . . .	480ALWATR	30.91			
Right . . . . .	480ARWATR	30.91			
<b>Filler Sleeve</b>					
14" wide . . . . .	1480AFISL	40.07			
7" wide . . . . .	780AFISL	31.10			
<b>Inside Corner</b>					
90° . . . . .	9080AINCO	21.14			
135° . . . . .	13580AINCO	49.68			



## Revital/Line Baseboard Replacement

- Revital/Line™ fits over 90% of all brands of standard residential baseboard...Ours and theirs! (up to 8.5" H x 3" D)
- Available in 2 ft - 8 ft
- No tools needed for most installs
- Lab tested for Max Heat Output
- Powder-coated, Enamel-like finish
- Standard color is Brite White
- Made from Recycled Aluminum

## Revital/Line Cover Only

Brite White Enamel-like finish  
Powder-coated Recycled Aluminum

LENGTH	STOCK NO	EACH
2'	2RVTLCO	64.06
3'	3RVTLCO	96.09
4'	4RVTLCO	128.12
5'	5RVTLCO	160.15
6'	6RVTLCO	192.19
7'	7RVTLCO	224.22
8'	8RVTLCO	256.25

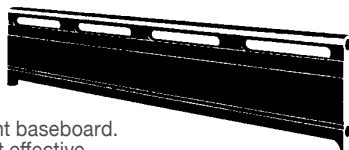
## Revital/Line Accessories

DESCRIPTION	STOCK NO	EACH	DESCRIPTION	STOCK NO	EACH
<b>End Cap, 3 3/4" (Brite White)</b>			<b>Inside Corner, 90 deg.</b>		
Left . . . . .	RVTLLEHC	25.66	Brite White. . . . .	RVTL90IC	29.60
Right . . . . .	RVTLRHEC	25.66	<b>End Plate</b>		
<b>Filler Sleeve (Brite White)</b>			Brite White . . . . .	RVTLEP	25.66
2" . . . . .	2RVTLFISL	15.78			
7" . . . . .	7RVTLFISL	21.70			
14" . . . . .	14RVTLFISL	29.60			



**Reserved**

## Governale Gov-Board Cast Iron Baseboard



Baseray is the original cast iron radiant baseboard. It is designed to be inconspicuous but effective. In fact, Baseray's design enables heat to be disbursed in both horizontal and vertical directions. And its cast iron construction provides radiant heat, lifetime durability, and dependability.

Length In Lineal Feet*	STEAM Rating Square Feet	Steam Ratings B.T.U. per Hr. @215°F	Hot Water Ratings in BTU PER HOUR AT 500 LBS./HR. (ONE GPM) FLOW RATE							
			AT Average Water Temperature Of							
			230°F	220°F	210°F	200°F	190°F	180°F	170°F	150°F
Per Ft.	3.4	820	890	830	770	710	650	590	520	390
2.0 Ft.	6.8	1640	1780	1660	1540	1420	1300	1180	1040	780
4.0 Ft.	13.6	3280	3560	3320	3080	2840	2600	2360	2080	1560

\* Add 1/2" to length for each bushing. Add 5" to length for each valve enclosure.

LENGTH	STOCK NO	EACH
<b>Intermediate Assembly</b>		
2'-0"	.2I9A	223.44
4'-0"	.4I9A	446.89
<b>Right Hand Sub-assembly</b>		
1'-0"	1R9A	111.73
2'-0"	2R9A	223.44
<b>Left Hand Sub-assembly</b>		
1'-6"	.112L9A	167.57
2'-0"	.2L9A	223.44
<b>Complete Assembly</b>		
1'-6"	.1129AC	167.57
2'-0"	.29AC	223.44

## Gov-Board Accessories

DESCRIPTION	STOCK NO	EACH
<b>Valve Enclosure</b>		
Right hand	.RVE9A	56.90
Left hand	.LVE9A	56.90
<b>90° Corner Plate Inverted</b>		
4 5/8"	.458IC9A	62.82
10 5/8"	.1058IC9A	150.85
<b>Projecting</b>		
5 3/4"	.PC9A	59.95
<b>"Easy Angle" Connection, 3/4"</b>		
For 4 5/8" Corner	.458GC	103.65
<b>Aluminum Foil, 13" high</b>		
100' roll.	.13X100AF9A	175.79
<b>Baseboard Extension</b>		
6' lengths	.6EX9A	182.98
<b>6" End Cap for Extension</b>		
Right hand	.REC9A	64.13
Left hand	.LEC9A	64.13
<b>Hanger for Baseboard</b>		
Extension	.EH9A	16.05
<b>Splice Plate</b>		
	.SP9A	26.92
<b>Center Supports</b>		
Top type	.BUCS	1.83
Bottom type	.BUBS	1.83
<b>Assembly Clamp</b>		
Cam type	.BUAC	666.79
<b>Push Nipple (2 per joint)</b>		
3/4"	.34PN9A	N/A
<b>Plain Plug</b>		
3/4"	.34P9A	N/A
<b>Vented Plug</b>		
3/4 x 1/8"	.34X18P9A	N/A
<b>Tie Bolts (1 per joint)</b>		
	.TB9A	2.27



(40)

## Manual Air & Condensate Vent

Nickel Plated Brass

DESCRIPTION	STOCK NO	EACH
<b>With Key</b>		
1/8" Threads	.PA605	2.38
<b>Key ONLY</b>		
Slotted	.PA606	.54



(18)

## Chrome Plated Loose Key Air Bleed Valve with Key

LENGTH	STOCK NO	EACH
1/8" NPT.	.DB5127	3.55



(18)

## Vent Key

LENGTH	STOCK NO	EACH
1/4"	.1701208	.62



(18)

## Air Valve Bleed Valve Key

Chrome plated with 3/16 OD x 21" Copper Tube

STOCK NO	EACH
.DB5131	42.63

(24)

## 1/8 in. NPT Loose Key Coin Air Vent

Chrome plated brass.

STOCK NO	EACH
.DB5129	3.30

# Hydronic Convectors & Unit Heaters

beacon-morris.com

reznorhvac.com



(24)  
**Beacon Twin-Flo III  
 Kickspace Heater**

SIZE HXWXD	STOCK NO	PRICE
3 <sup>7</sup> / <sub>8</sub> x 12 <sup>1</sup> / <sub>4</sub> x 12 <sup>3</sup> / <sub>4</sub> "	K42	395.69
3 <sup>7</sup> / <sub>8</sub> x 19 <sup>1</sup> / <sub>4</sub> x 12 <sup>3</sup> / <sub>4</sub> "	K84	499.48
3 <sup>7</sup> / <sub>8</sub> x 19 <sup>1</sup> / <sub>4</sub> x 12 <sup>3</sup> / <sub>4</sub> "	K120	610.20

Heating Capacity (BTU/Hr*) for All Twin-Flo III Models									
Entering Water Temperature (°F)	Water Flow Rate (Gallons Per Minute)								
	1 GALLON			2 GALLON			3 GALLON		
	K42	K84	K120	K42	K84	K120	K42	K84	K120
**110	1480	3370	8425	1520	3440	8535	1560	3515	8730
**120	1800	4055	8875	1840	4145	8995	1875	4230	9205
**130	2175	4770	9330	2220	4875	9455	2260	4980	9680
140	2590	5540	9780	2640	5670	9915	2690	5795	10150
150	3050	6300	10230	3120	6440	10375	3190	6585	10625
160	3510	7000	10685	3590	7155	10835	3670	7310	11100
170	3895	7730	11135	3980	7900	11295	4065	8070	11570
180	4278	8460	11585	4375	8650	11755	4470	8840	12045
190	4460	9180	12035	4770	9390	12215	4875	9600	12520
200	2015	9910	12490	5127	10135	12675	5240	10360	12990
Friction Loss	.17 ft	.22 ft	.43 ft	.8 ft	.95 ft	1.45 ft	1.2 ft	1.5 ft	2.97 ft

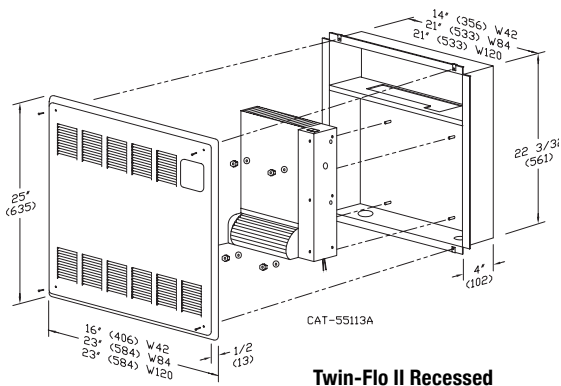
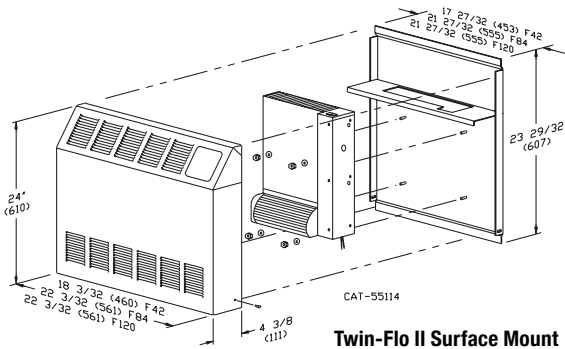
\* Based on 65°F entering air temperature with fan at high speed including the heat effect factor.  
 \*\* Blower operates at water temperature above 140°F with standard self-contained aquastat.  
 Supply and return connections are 1/2" nominal. Units are not recommended for use with steam.

(24)  
**Beacon Surface Mount Kit**

FOR USE WITH	STOCK NO	PRICE
K42	F42	317.30
K84	F84	350.44
K120	F120	388.04

(24)  
**Beacon Recessed Mount Kit**

FOR USE WITH	STOCK NO	PRICE
K42	W42	317.30
K84	W84	350.44
K120	W120	388.04



(26)  
**Reznor Model WS  
 Hot Water Unit Heaters**

- Vertical or horizontal configuration operates at 60 Hz or 50 Hz
- Hot water pressure up to 150 psi
- Two speed motor wired for 115/1/60 supply voltage



MAXIMUM HEATING CAPACITY (MBH)		LOW-HIGH LEAVING AIR TEMP °F	APPROXIMATE AIR VOLUME C.F.M.	COILS IN HEAT EXCHANGER	STOCK NO	EACH
LOW	HIGH					
18	24	121-115°	270-400	1	WS1824	977.26
44	62	132-126°	560-860	2	WS4462	1622.86
78	110	125-121°	1,100-1,650	2	WS78110	2140.53
96	120	134-131°	1,200-1,550	2	WS96120	2232.05
140	175	134-130°	1,750-2,300	2	WS140175	2754.64
190	238	140-137°	2,200-2,850	2	WS190238	3517.35

# REHAU Radiant Heating Systems (00d)

reha.com




## Willow 1" Manifolds

1/2" Compression

OUTLETS	STOCK NO	EACH
<b>WITH Valve</b>		
2	CVCX1005002	88.90
3	CVCX1005003	130.88
4	CVCX1005004	172.80
<b>LESS Valve</b>		
2	CACX1005002	89.60
3	CACX1005003	131.92
4	CACX1005004	174.20

## Manifold Header Stock

24 Outlets



DESCRIPTION	STOCK NO	EACH
1" x 1/2" Copper	250810	283.85
1" x 3/4" Copper	250817	667.43
1 1/4" x 1/2" Copper	250820	827.12
1 1/4" x 3/4" Copper	250827	831.25
1 1/2" x 3/4" Copper	250830	699.08

## End Cap Vent Drain


- Helps with filling and purging system.
- Copper end caps solder onto the ends of copper manifolds in indicated sizes.
- FPT Tapping for 3/4" boiler drain and 1/8" air vent.



DESCRIPTION	STOCK NO	EACH
1 1/4"	250820ECVD	109.95

## Straight Ball Valve

Compression Nut to Female Copper Sweat



SIZE	STOCK NO	EACH
1/2" Raupex x 1/2" Copper	260277	53.27

## Everloc Brass Compression-Nut Fitting to Copper Adapters


Designed to provide positive clamping and sealing action with split compression ring. Compression to Female Copper Sweat



DESCRIPTION	STOCK NO	EACH
1/2" Raupex x 1/2" Copper	260997	56.42
3/4" Raupex x 3/4" Copper	260347	93.30
1" Raupex x 1" Copper	260467	258.33


## Ultra-Fin with clips

Each fin comes with (1) clip.  
One heat emitter requires (2) fins and (2) clips.



SIZE	STOCK NO	EACH
10"	UF4010	2.48

## Ultra-Fin Snake Hanger



MODEL	STOCK NO	EACH
SN-312	SN312	.72

# REHAU Radiant Heating Systems (00d)

reha.com

## Rehau Pex Tubing

Rehau uses the Engle method (recognized as the best process) for crosslinking pex pipe and is fully 85-87% crosslinked. Rehau's crosslinking (peroxide type) is done at the same time that pipe extrusion occurs, so you have even consistency along every pipe length. This gives Rehau more flexibility and is easier to bend, with the best chemical and heat resistance.



## Raupex Barrier O<sub>2</sub> Pipe

SIZE	STOCK NO	EACH
3/8" x 500'	136008500	544.13
1/2" x 300'	136031300	289.27
1/2" x 1000'	136031000	964.24
5/8" x 300'	136880300	394.19
5/8" x 400'	136880400	525.59
5/8" x 1000'	136880000	1313.98
3/4" x 500'	136051500	768.36
3/4" x 100'	136051100	153.67
3/4" x 300'	136051300	461.05
3/4" x 1000'	136051000	1536.69
1" x 100'	136011100	284.38
1" x 500'	136011500	1421.78
1 1/4" x 100'	136283100	475.11
<b>Straight Lengths</b>		
3/4" x 20'	136051020	30.74
1" x 20'	136011020	56.88
1 1/4" x 20'	136283020	95.03
1 1/2" x 20'	136293020	136.22
2" x 20'	136303020	230.98



## RAUPANEL System Components

SIZE	STOCK NO	EACH
<b>RAUPANEL</b>		
6" x 72"	235307	65.94
<b>Plywood Return Bend</b>		
9" x 48"	235337PLY	56.94
<b>2" Furring Strip</b>		
2" x 48"	235377PLY	8.02


## Raupex Heat Transfer Plate

SIZE	STOCK NO	EACH
1/2"	298926001	43.31



## Pro-Balance Isolation Valve

STOCK NO	EACH
250221	34.92



## Raupex Manifold Connections

DESCRIPTION	STOCK NO	EACH
3/8" Raupex x Pro-Bal. Manifold	267507	13.92
1/2" Raupex x Pro-Bal. Manifold	261007	15.87
5/8" Raupex x Pro-Bal. Manifold	267557	16.89
3/4" Raupex x Pro-Bal. Manifold	267007	21.64

## Manifold 90° Angle

DESCRIPTION	STOCK NO	EACH
1" BSPP	250214	43.00

## Manifold Gasket

STOCK NO	EACH
250203G	6.32



## Brass Cap

Used to cap off extra manifold outlets

STOCK NO	EACH
250209C	13.17



## Pro-Balance Stainless Steel Manifolds

- Gauge on each circuit of supply header reads in fractional gallons per minute, allowing quick, simple, and accurate balancing of each circuit.
- Tamper resistant circuit balancing valve(1.6Cv)
- Extruded Brass construction
- Air Vent
- Supply and return unions accept standard pipe thread
- Shipped completely assembled, ready to install (including mounting brackets) with supply and return shut-off unions, vents and fill ports

### 1" Pro-Balance Manifold with Gauges

DESCRIPTION	STOCK NO	EACH
2 circuit	381102	387.87
3 circuit	381103	457.68
4 circuit	381104	527.51
5 circuit	381105	605.08
6 circuit	381106	690.38
7 circuit	381107	760.21
8 circuit	381108	822.26
9 circuit	381109	915.36
10 circuit	381110	969.66
11 circuit	381111	1047.23



## Nickel Plated Raupex Manifold Connections

DESCRIPTION	STOCK NO	EACH
3/8" Raupex x Pro-Bal. Manifold	418315	13.79
1/2" Raupex x Pro-Bal. Manifold	418317	11.79
5/8" Raupex x Pro-Bal. Manifold	418318	14.74
3/4" Raupex x Pro-Bal. Manifold	418319	21.40



## Stainless Steel Manifold Unions

Used to join two manifolds together

DESCRIPTION	STOCK NO	EACH
1" BSPP	316258	75.88



## Stainless Steel Manifold End Cap

Used to cap off end of manifold header while eliminating usual end pieces

STOCK NO	EACH
316248	14.76

See pages 908-912 for Hydronic Controls & Accessories.



# REHAU Radiant Heating Systems (00d)

reha.com



## Pro-Balance XL Stainless Steel Manifolds

1 1/4" NPT supply and return manifold isolation ball valves with thermometer sockets and flat gaskets. Two 1 1/4" BSPP end caps with gaskets. Visual flow gauges (0-4 GPM) on supply side. Circuit balancing/isolation valves on return side. Mounting brackets, screws and vent key.

DESCRIPTION	STOCK NO	EACH
4 circuit	343375001	634.16
5 circuit	343376001	761.41
6 circuit	343377001	866.40
7 circuit	343378001	958.40
8 circuit	343379001	1061.31

## XL Stainless Steel Manifold Union Set

SIZE	STOCK NO	EACH
Pair 1 1/4"	343627001	481.85



## Pro-Balance Air Vent/Boiler Drain

Includes union nuts, gaskets and caps. Opens with 1/4" turn key supplies with Manifold.

DESCRIPTION	STOCK NO	EACH
Brass	250226	127.54

## Pro-Balance Brass Manifold Adapter

BSPP Female x Male BSPP Adapter for use with Manifolds to transition to Air Vent / Boiler Drain

SIZE	STOCK NO	EACH
1 1/4" x 1" with 1 1/4" gasket	343628001	68.50



## Raupex Speed

- RAUPEX® SPEED hook-and-loop system is used in floors to efficiently and evenly distribute heat/cold from REHAU RAUPEX SPEED pipe into the room.
- System can be installed in concrete slab on grade, suspended slab or in a thin slab overpour.
- No Drilling or anchoring to surface
- Easy to adjust pipe layout
- No Specialized tools required
- Speeds installation by as much as 30%



### Raupex O<sub>2</sub> Hook & Loop Barrier Pipe

SIZE	STOCK NO	EACH
1/2" x 300'	160950300	539.43
1/2" x 1000'	160950001	1798.11



### Raupex Speed Mat R, Roll

SIZE	STOCK NO	EACH
3.1' x 52.9'	316110100	271.47



### Raupex Speed Door Spreader

SIZE	STOCK NO	EACH
22.4" x 37.8"	104027001	257.76



## Rehau Manifold Valve Actuator

STOCK NO	EACH
260166	75.10



## Thermometers

STOCK NO	EACH
1 3/4" with 3/4" Solder Well Fitting 260967	124.07



## Rehau Mini-Thermometer

STOCK NO	EACH
Fits 1" NPT Valves. 250218	29.07



## Air Pressure Tester

STOCK NO	EACH
Allows convenient connection to air hose 257334	101.28



## Rehau Temperature/Pressure Gauge

STOCK NO	EACH
266417	83.19



## PVC Bend Guides

SIZE	STOCK NO	EACH
3/8, 1/2"	266170	4.46
5/8, 3/4"	266175	8.15

## PVC Bend Support

SIZE	STOCK NO	EACH
1"	266180	14.34



## Steel Support Bend

SIZE	STOCK NO	EACH
3/8, 1/2"	258408	4.67
5/8"	258798	6.92
3/4"	257249	8.68



(02)  
**Malco Pex Tubing Uncoiler**  
 STOCK NO ..... EACH  
 MAUC1 ..... 1214.30



**Rehau Turntable Uncoiler**  
 STOCK NO ..... EACH  
 424865001 ..... 3938.78



**RAUGE0 Pipe**  
 Vertical Ground Loop Installation  
 Double U-Bend PEX A Pipe

SIZE	STOCK NO	EACH
<b>Total - 1040' of Gray Pipe</b>		
1" x 520' LOOP .....	630366924	2056.58
<b>Total - 1240' of Gray Pipe</b>		
1" x 620' LOOP .....	630366324	2354.98

**RAUGE0**  
 U-Bend Spacers


SIZE	STOCK NO	EACH
1" .....	222858001	8.29



**Outdoor Wood Boiler (OWB) Insulated RAUPEX Pipe**  
 Specially designed for the efficient transfer of hot water from outdoor wood boilers to residential and light commercial buildings such as barns and workshops. A flexible alternative to rigid pipe.

SIZE	STOCK NO	EACH
1" x 100' .....	298406001100	2395.88
1" x 300' .....	298406001300	7187.63

**Cable Ties on page 649**



**Pneumatic Stapler**  
 STOCK NO ..... EACH  
 261016RENTAL ..... Call for Pricing

**1 1/4" Staples**

PACK SIZE	STOCK NO	EACH
10,000 Pack .....	261016STAPLE	438.05
1,000 Pack .....	261016STAPLEM	43.76

**NOTE : Unused staples will not be accepted for return in quantities of less than 1,000.**



**RAUTACKER 3D Stapler Tool**  
 STOCK NO ..... EACH  
 298956 ..... 1048.74

**RAUTACK 3D Foam Staples**

SIZE	STOCK NO	EACH
1 3/8" (400 Pack) .....	298966	101.86
2 3/8" (400 Pack) .....	298196	124.04

**NOTE : Unused staples will not be accepted for return in quantities of less than 400.**

**RAUTACK Foam Staples**

SIZE	STOCK NO	EACH
1 1/2" (300 Pack) .....	266187	72.19
2 1/4" (300 Pack - Taped) .....	266197	97.66

**NOTE : Unused staples will not be accepted for return in quantities of less than 300.**

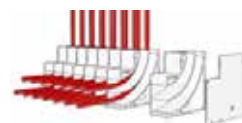


(40)  
**Malco Foam Stapler Tool**  
 STOCK NO ..... EACH  
 MAFBSN ..... 500.15  
**Malco Foam Staples**  
 MAFBSN2 ..... 47.39



**RIIFO Oxygen Barrier PEX Tubing Red Coils**  
 Oxygen barrier PEX tubing is designed to prevent the oxygen molecules into the underfloor heating system. RIIFO oxygen barrier tubing meets the requirements of ASTM F876, F877 and CSA B137.5 and are ideal for laying under-floor pipe circuits.

SIZE	STOCK NO	EACH
1/2" x 300' .....	RI12X300	157.34
1/2" x 1000' .....	RI12X1000	524.48
5/8" x 400' .....	RI58X400	284.72
5/8" x 500' .....	RI58X500	355.89
3/4" x 300' .....	RI34X300	307.19



(40)  
**PEX-Pal**

DESCRIPTION	STOCK NO	PRICE
Tubing Organizers .....	AXPEX40	11.58
End Plates .....	AXEP10	8.17



(40)  
**Hydro-NODE**

SIZE	STOCK NO	PRICE
3 - 1/2" FNPT Ball Valve Connections		
2 - 1/4" FNPT Connections .....	AXHN2	141.51

## ViegaPEX Barrier Pipe

Coil - Black with Red Stripe  
Excellent for hydronic radiant heating applications.  
160PSI@73°F • ASTM F 876/877 • NSF/ANSI 14 & 67

SIZE	STOCK NO	EACH
5/16" x 250'	HV11400	270.00
1/2" x 300'	HV11425	288.00
1/2" x 1000'	HV11436	960.01
1/2" x 1200'	HV11435	1152.00
5/8" x 500'	HV11445	576.00
3/4" x 300'	HV11457	403.21
3/4" x 500'	HV11458	672.00
3/4" x 800'	HV11460	1075.20
3/4" x 1000'	HV11462	1344.00
1" x 150'	HV11465	360.00



## ViegaPEX Barrier Pipe

Straight Lengths - Black with Red Stripe

SIZE	STOCK NO	EACH
3/4" x 20'	HV11500	26.89
1" x 20'	HV11505	48.00
1 1/4" x 20'	HV11510	76.03
1 1/2" x 20'	HV11515	130.68




## Rapid Grid Barrier Panel

SIZE	STOCK NO	EACH
2' x 4' Panel	HV15216	32.85

## System Pressurization Kit

For Viega NA stations and manifolds.  
Connects to purge valve or SVC fittings.  
(2) 1" NPT plugs included for testing manifolds.

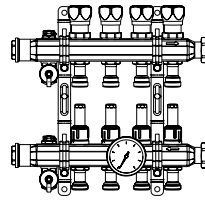


DESCRIPTION	STOCK NO	EACH
0 - 100 psi	HV21210	116.40

## Groove Tube Paste & Adhesive

SIZE	STOCK NO	EACH
10.3 oz.	HV14005	16.71

## 1 1/4" Stainless Steel Manifolds



1 1/4" NPT diameter supply/return manifolds come with 6 5/8" spacing brackets for compact mounting. System provides balancing and shut-off valves.

DESCRIPTION	STOCK NO	EACH
2 Outlet	HV15900	357.26
3 Outlet	HV15901	374.64
4 Outlet	HV15902	469.14
5 Outlet	HV15903	539.14
6 Outlet	HV15904	620.00
7 Outlet	HV15905	707.06
8 Outlet	HV15906	788.78

## Manifold Outlet Cap

Stainless Steel

SIZE	STOCK NO	EACH
1"	HV15054	8.32

## Manifold Ball Valve Set

Stainless Steel

SIZE	STOCK NO	EACH
1 1/4" x 1"	HV15056	97.15

## Manifold Powerhead

Stainless Steel • 4 Wire

STOCK NO	EACH
HV15064	91.46

## SVC Compression Pex Adapters

Attaches PEX tubing to Viega NA manifolds or other SVC connections.



PEX x SVC

SIZE	STOCK NO	EACH
5/16"	HV19007	11.89
3/8"	HV19008	13.65
1/2"	HV19009	11.57
5/8"	HV19010	13.54
3/4"	HV19011	24.46

## SVC Adapter

PEX x SVC • Sleeve INCLUDED

SIZE	STOCK NO	EACH
5/16"	HV89407	12.10
1/2"	HV89409	11.58

## 3/4" Zone Valve

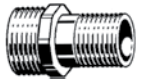
Press connection, PEX Press outlet connection



FINISH	STOCK NO	EACH
Bronze	HV17234	191.99

## Male Adapter

MNPT x SVC



DESCRIPTION	STOCK NO	EACH
1/2"	HV19109	8.72
3/4"	HV19110	10.29

## SVC Coupling

SVC x SVC



DESCRIPTION	STOCK NO	EACH
1/2" Coupling	HV19012	7.72

## SVC Coupling

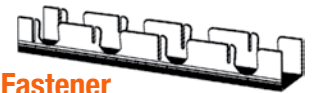
PEX x PEX



SIZE	STOCK NO	EACH
5/16"	HV19013	20.33
1/2"	HV19015	37.14
5/8"	HV19016	33.98
3/4"	HV19017	97.24

## U-Channel Fastener


Tubing insertion points every 2 inches.



DESCRIPTION	STOCK NO	EACH
1/2" PEX - 6 1/2"	HV15310	13.63

## Climate Panels

Used as a grid system to integrate 5/16" PEX tubing into the floor. Constructed of CDX fir plywood with an aluminum heat transfer sheet underneath.



DESCRIPTION	STOCK NO	EACH
7" x 48"	HV14021	21.20
U-Turn Strip	HV14035	29.82

## Heat Transfer Plates

Heavy gauge aluminum heat transfer plates for 3/8" & 1/2" tubing, 4" wide x 8' long.

DESCRIPTION	STOCK NO	EACH
3/8" Groove	HV15207	34.52
1/2" Groove	HV15208	36.57

For additional  
Press Fittings & Adapters  
see page 1216

# Geothermal Heating Systems <sup>(22)</sup>

bdmfginc.com

**NOTE:**  
**CORRECT FLOW CENTER SELECTION**  
**IS BASED ON THE GEO FIELD IT WILL BE USED ON**  
 (Flow required, pipe sizes and lengths)  
 One heat pump and one loop field requires a single circuit flow center.  
 Two heat pumps and one loop field requires a two circuit flow center.

**NOTE:**  
 All H<sub>2</sub>O units must be installed with a buffer tank of  
 10 gallons per nominal ton size with a recommended  
 minimum of 1 1/4" porting & piping.



## BUFFMAX

**Not suitable for non-oxygen barrier tubing**

Premium high capacity air eliminator (1/2" NPT).  
 2 1/2" diameter temperature and pressure indicator on the front.

HEIGHT	DIAMETER	CAPACITY US GALLONS	PRIMARY/SECONDARY CONNECTIONS	DRAIN CONNECTIONS	STOCK NO	PRICE
56"	18"	30	1 1/2" MNPT	3/4" NPT	BUFF30	1936.83
57"	22"	50	2" MNPT	3/4" NPT	BUFF50	2254.21
71"	24"	80	2 1/2" MNPT	3/4" NPT	BUFF80	3212.48
72 1/2"	28"	119	3" MNPT	3/4" NPT	BUFF120	4047.28

(27)

## Pleated HE 40 Air Filters

FOR USE WITH	STOCK NO	EACH
4 Ton. ....	26X26X1PLFI	27.40
5-6 Ton. ....	26X30X1PLFI	31.18



## Flow Centers

CIRCUITS	NO. PUMPS	TANK TYPE	CONNECTION TYPE	STOCK NO	PRICE
<b>NO PUMPS - Field assembly required.</b>					
1	0	PVC	1"	GT1NPFC	1450.10
2	0	Stainless Steel	1 1/4"	EAKFCSS	1871.10
<b>QT Flow Centers</b>					
1	1	PVC	1"	1230QFCM	1824.32
1	2	PVC	1"	2230QFCM	2147.09
2	4	Stainless Steel	1 1/4"	22EASS230QFCM	3882.53

### XT Flow Centers

Designed for 7.5-12 ton GeoThermal units. Contains (2) UP43-100 pumps

1	2	Stainless Steel	1 1/4"	2230XTSS	3555.09
---	---	-----------------	--------	----------	---------

**Consult the GeoThermal Department for flow center sizing assistance.**

(24)

## G2-116F Pump

**QT Series Flow Centers ONLY**

DESCRIPTION	STOCK NO	EACH
230v. ....	G2116F	542.43

(21)

## 1" Flowmeter

STOCK NO	EACH
LDF359T1. ....	244.45

(21)

## "0" Rings

SIZE	STOCK NO	EACH
Large. ....	LDFLO	3.26
Small. ....	LDFSO	3.54

# Geothermal Heating Systems <sup>(22)</sup>

residential.tetcogeo.com



## ES4-W Series Water to Water System

- Radiant floor ready
- Flow switch protected
- Optional hot water generator (desuperheater)
- Copeland® UltraTech® two-stage scroll compressor
- Digital controls
- Oversized copper coaxial heat exchangers
- Rugged powder coated cabinet
- Insulated refrigerant circuit
- 1" FPT fittings

### R410a refrigerant • Two Stage • 208-230V/1PH/60Hz

SIZE	STOCK NO	EACH
3 Ton . . . . .	TWT036G11AAACSS	11968.98
4 Ton . . . . .	TWT048G11AAACSS	13734.25
5 Ton . . . . .	TWT060G11AAACSS	14833.84

MODEL NUMBER	CAPACITY	COOLING		HEATING	
		BTU/HR	EER	BTU/HR	COP
TWT036	Full load	42,000	16.0	36,400	3.0
TWT036	Part load	33,300	20.6	29,200	3.1
TWT048	Full load	49,400	15.1	44,100	3.0
TWT048	Part load	38,800	19.2	35,700	3.1
TWT060	Full load	57,800	14.6	53,200	3.0
TWT060	Part load	46,100	18.1	44,400	3.1

## Flo-Link

For TWT060D & TWT048D Models

### Double o-ring x 1" FPT

STOCK NO	EACH
GF3326 . . . . .	67.72

## Hydronic Cased Coils

BTUH	STOCK NO	EACH
36,000 . . . . .	MCH036AST	1756.65
60,000 . . . . .	MCH060AST	2828.46

Model Number	Size (tons)	All Dimensions in Inches		
		Width	Depth	Height
MCH036	3	21"	21"	24"
MCH060	4 - 6	24 1/2"	21 1/2"	34"



# Accessories

northernheatpump.com

## Pressurized Flow Centers

Foamed Cabinet. Brass 3-way purge valve.

PUMP	STOCK NO	EACH
<b>UP26-116F</b>		
1 . . . . .	GF1055	1529.85
2 . . . . .	GF1056	2007.42
3 . . . . .	GF1231	2561.63
4 . . . . .	GF1232	2947.43



## Silent Base Rubber Pad

SIZE	STOCK NO	EACH
27" x 34 3/4" . . . . .	RPAD27351	180.07

## RAP Switch

Reverse Acting Switch opens when water pressure drops

STOCK NO	EACH
69WR5 . . . . .	111.71

(02)

## Spin Down Filter

1" SxS 40 Mesh

STOCK NO	EACH
140F . . . . .	68.08

## Hose Kit

1" FPT x 12' - Includes Fitting

STOCK NO	EACH
GF1101 . . . . .	197.33

(02)

## Replacement Element

For Use With 1" 140F

STOCK NO	EACH
FS140 . . . . .	17.80

## Concentric Water Fitting

Not For Marathon Water Heaters

STOCK NO	EACH
CWF . . . . .	129.74

(08)

## Adjustable Check Valves

MXF. Sch. 80 PVC

SIZE	STOCK NO	EACH
3/4" . . . . .	.34PVAJCV	27.51
1" . . . . .	1PVAJCV	42.58





## Split Heat Pump Condenser Section

R410a refrigerant, Copeland ultratech two-stage unloading compressor, white cabinet, desuperheater, copper heat exchanger.

**Two Stage • 208-230/1/60 • For use with BMAC Series Coils**

SIZE	STOCK NO	EACH
3 Ton	SM0361CSCF	7979.80
4 Ton	SM0481CSCF	8854.40
5 Ton	SM0601CSCF	10054.76

## DX Series Vertical "A" Coils

For use with TA Series Condensers

SIZE	STOCK NO	EACH
<b>Cased Coils • R410A</b>		
4 Ton (SM048)	7738002734	1509.71
5 Ton (SM060)	7738002735	2013.66
<b>Un-Cased Coils • R410A</b>		
3 Ton (SM036)	7738002738	1055.66
5 Ton (SM060)	7738002740	1923.13
<b>BMAC Series Cased Coils</b>		
3 Ton (SM036)	BMAC3036BNTD	1109.84
4 Ton (SM048)	BMAC4248CNTF	1491.89
5 Ton (SM060)	BMAC4860CNTF	1699.31

## Hydronic Air Handler Water Coil

Field installed Electric Kits Available

**Vertical or Horizontal • ECM Motor**

SIZE	STOCK NO	EACH
3 Ton	7738002717	3295.27
4 Ton	7738002718	3988.12
5 Ton	7738002719	4484.23

## Booster

For 35 PSI Pressurized Systems

Maintains minimum loop pressure of 35#

STOCK NO	EACH
7738000334	832.55



## TW-6000 Series Water to Water Heat Pumps

R410a refrigerant, Copeland ultratech two-stage unloading compressor, white cabinet, desuperheater.

**Two Stage • 208-230/1/60**

SIZE	STOCK NO	EACH
3 Ton	TW0351CSCFXX	11254.40
4 Ton	TW0491CSCFXX	12538.15
5 Ton	TW0611CSCFXX	15104.23

# SM Series & Accessories

**NOTE:**  
 The New Revision SM Vertical units do NOT come with the KW Electric or Pump Relay installed. These are now field installed. Check the unit description to verify and order separately as needed.



## GreenSource SM Series Vertical Upflow Water to Air Packaged Units

R410-A refrigerant, ECM blower motors, constant CFM motor, desuperheater, LCD display, water connections in front, dual-gaugd aluminum evaporator coil, and increased serviceability.

**Two Stage • 208-230/1/60 • COPPER HEAT EXCHANGER**

SIZE	RETURN AIR LOCATION	STOCK NO	PRICE
3 TON	LEFT-HAND	SM0361VTCFLT	13494.74
3 TON	RIGHT-HAND	SM0361VTCFRT	13494.74
4 TON	LEFT-HAND	SM0481VTCFLT	14690.81
4 TON	RIGHT-HAND	SM0481VTCFRT	14690.81
5 TON	LEFT-HAND	SM0601VTCFLT	15824.16
5 TON	RIGHT-HAND	SM0601VTCFRT	15824.16

## SmartStart Assist Kit

STOCK NO	EACH
8733957159	891.00

## Internally Mounted Electric Heat Kits

7738003207 not available for SM036

KW HEATER - 208/230V	STOCK NO	EACH
7.8/9.6 kW	8733952088	376.35
10.8/14.4 kW	8733952089	621.57
14.4/19.2 kW	8733952090	717.08

## Pump/Valve Relay

STOCK NO	EACH
8733951906	162.51

# Centrotherm Vent Systems (324b)

centrotherm.us.com

(324c for 6"-12" ONLY)

## InnoFlue® Vent Lengths

InnoFlue never requires glues, solvents or primers. Each component has a socket, and a male/female fitting connection. Apply Centrocerin lubricant and push together.



SIZE	STOCK NO	EACH
<b>12" Lengths</b>		
2" with Long Socket	ISVL02125	13.23
3" with Long Socket	ISVL03116	20.29
4" with Long Socket	ISVL0419	57.89
6"	ISVL0614	158.15
8"	ISVL081	245.55
10"	ISVL101	278.92
<b>24" Lengths</b>		
2" with Long Socket	ISVL02225	20.20
3" with Long Socket	ISVL03216	35.86
4" with Long Socket	ISVL0429	80.89
6"	ISVL0624	194.17
8"	ISVL082	265.61
10"	ISVL102	348.10
12"	ISVL122	763.16
<b>36" Lengths</b>		
2" with Long Socket	ISVL02325	25.39
3" with Long Socket	ISVL03316	53.03
4" with Long Socket	ISVL0439	114.22
6"	ISVL0634	306.21
8"	ISVL083	331.91
10"	ISVL103	523.27
12"	ISVL123	861.26
<b>72" Lengths</b>		
2" with Long Socket	ISVL02625	36.23
3" with Long Socket	ISVL03616	70.76
4" with Long Socket	ISVL0469	161.60
6"	ISVL0664	438.21
8"	ISVL086	615.98
10"	ISVL106	943.23
12"	ISVL126	1207.94
<b>108" Lengths</b>		
12"	ISVL129	1811.93
<b>120" Lengths</b>		
2" with Long Socket	ISVL021016	55.21
3" with Long Socket	ISVL03109	109.24
4" with Long Socket	ISVL0410	256.61
6"	ISVL06104	598.81
8"	ISVL08102	874.42
10"	ISVL1010	1627.07

(324c for 6"-12" ONLY)

## 45° Elbows



SIZE	STOCK NO	EACH
2" with Long Socket	ISELS024520	17.27
3" with Long Socket	ISELS034512	30.23
4" with Long Socket	ISELS04456	54.83
6"	ISELS06452	150.48
8"	ISELS0845	258.88
10"	ISELS1045	508.46
12"	ISELS1245	1022.09

(324c for 6"-12" ONLY)

## 87° Elbows



SIZE	STOCK NO	EACH
2" with Long Socket	ISELS028720	17.27
3" with Long Socket	ISELS038712	33.20
4" with Long Socket	ISELS04876	54.83
6"	ISELS06872	150.50
8"	ISELS0887	300.31
10"	ISELS1087	716.76
12"	ISELS1287	1404.82

## Centrocerin Lubricant



A water based lubricant used to ease the assembly of InnoFlue® SW & Flex. Applied to both the gasket and male end of InnoFlue® components.

SIZE	STOCK NO	EACH
50 ml	IACE50100	13.10

(324c for 6" ONLY)

## Tees



SIZE	STOCK NO	EACH
3"	IST03	156.47
4"	IST04	309.03
6"	IST06	389.10
10"	IST10	451.06
12"	IST12	1160.06

(324c)

## Velocity Cones



SIZE	STOCK NO	EACH
6" to 4"	ISVC0604	156.80
8" to 6"	ISVC0806	291.18

(324c for 4" to 6"-10" to 12" ONLY)

## Centric Increaser

Transitions vent system to a larger diameter.



SIZE	STOCK NO	EACH
2" to 3"	ISIA0203	46.09
3" to 4"	ISIA0304	54.52
4" to 6"	ISIA0406	311.20
6" to 8"	ISIA0608	319.99
8" to 10"	ISIA0810	341.32
10" to 12"	ISIA1012	527.30

(324c for 6" to 4"-12" to 10" ONLY)

## Centric Reducer

Transitions vent system to a smaller diameter.



SIZE	STOCK NO	EACH
3" to 2"	ISR0302	42.63
4" to 3"	ISR0403	132.42
6" to 4"	ISR0604	261.05
8" to 6"	ISR0806	306.27
10" to 8"	ISR1008	351.14
12" to 10"	ISR1210	1119.95

(324c for 6" & 8" ONLY)

## Support Clamps

Used as vertical or horizontal support. Space 78" in vertical and 39" in horizontal installations. Uses 3/8 threaded rod.



SIZE	STOCK NO	EACH
2"	IASC0220	20.68
3"	IASC0320	24.81
4"	IASC0420	31.03
6"	IASC0620	38.97
8"	IASC0820	40.11

(324c for 6"-12" ONLY)

## Connector Rings

Supports loads of up to 99 lbs.



SIZE	STOCK NO	EACH
2"	IANS02100	7.87
3"	IANS0375	14.25
4"	IANS0450	16.54
6"	IANS06	38.49
8"	IANS08	47.53
10"	IANS10	57.36
12"	IANS12	93.78

## Flue Clamp

Secures ISAGL appliance adaptors to appliance flue collar.



SIZE	STOCK NO	EACH
2"	IAFC02	30.38
3"	IAFC03	40.98

## Appliance Adapter PVC to PPS with Gasket



SIZE	STOCK NO	EACH
2"	ISAGL020210	33.14
3"	ISAGL030312	78.70
4"	ISAGL04048	101.82

(324c for 6" ONLY)

## Appliance Adaptor for Flue Collars with Hose Clamp

Adapts a female PVC/CPVC sized appliance collar with integrated gasket to InnoFlue® SW diameters



SIZE	STOCK NO	EACH
2"	ISAAL020224	33.14
3"	ISAAL030312	78.70
4"	ISAAL04048	101.82
6"	ISAAL0606	196.75

(324c for 6"-12" ONLY)

## Commercial Appliance Adaptor

Adapts stainless steel flue outlets to InnoFlue® may require a vibration isolation boot.



SIZE	STOCK NO	EACH
4"	ISSA0404	140.20
6"	ISSA0606	270.38
8"	ISSA0808	324.78
10"	ISSA1010	362.65
12"	ISSA1212	715.16

(324c for 6" ONLY)

## Appliance Adapters



SIZE	STOCK NO	EACH
<b>For KBN Series and Navien NFB-C</b>		
3"	ISAAL030303	129.19
<b>For KHN and KBX Series</b>		
4"	ISAAL0404	146.61
<b>For KBX Series</b>		
6"	ISAAL0606	220.32

# Centrotherm Vent Systems (324b)

centrotherm.us.com

## Concentric Wall Termination



Made from PPs-UV outer and PPs-UV inner, the Concentric wall termination incorporates flue gas termination and combustion air intake. Use with InnoFlue® Concentric or with InnoFlue® SW by adding an ICTC adaptor. Includes support clamp and wall plates.

DIAMETERS	STOCK NO	EACH
2" / 4"	ICWT242	166.60
3" / 5"	ICWT352	179.83

(324c for 6"-12" ONLY)

## Horizontal Drain Fitting



Use with any InnoFlue® siphon. Placed at the end of the last Branch Tee in a cascade configuration, the Horizontal Drain Fitting removes condensate from the system & allows for inspections & system clean out. 32mm O.D. drain.

SIZE	STOCK NO	EACH
3"	ISHDF03	225.06
4"	ISHDF04	249.01
6"	ISHDF06	415.31
8"	ISHDF08	585.23
10"	ISHDF10	758.55
12"	ISHDF12	950.55

(324c for 6"-12" ONLY)

## Tee Cap with Drain



Use with any InnoFlue® siphon to drain condensate from the vent system.

SIZE	STOCK NO	EACH
3"	ISTCD03	203.20
4"	ISTCD04	213.90
6"	ISTCD06	324.80
8"	ISTCD08	330.64
10"	ISTCD10	341.32
12"	ISTCD12	434.93



Centrotherm

## Flex Chimney Kits

- Base Support
- SW to Flex
- Coupler (2" only)
- Flex End Pipe
- Chimney Cover
- Connector Ring
- Spacers
- Centrocerin® Lubricant



SIZE	STOCK NO	EACH
2" x 25'	IFCK0225	882.30
2" x 50'	IFCK0250	1206.14
3" x 25'	IFCK0325	886.93
3" x 50'	IFCK0350	1291.83
4" x 25'	IFCK0425	1328.32
4" x 50'	IFCK0450	2281.70

## Twin Pipe / Concentric Reversible Adaptor

Reversible adaptor transitions between InnoFlue® SW and InnoFlue® Concentric. Reducer and vent length included.



DIAMETERS	STOCK NO	EACH
2" / 4"	ICTCR24	126.94

## Twin Pipe / Concentric Reversible Adaptor

Reversible adaptor transitions between InnoFlue® SW and InnoFlue® Concentric.



DIAMETERS	STOCK NO	EACH
3" / 5"	ICCT3503	205.76

## Universal Ball Valve Siphon

Attaches to any InnoFlue® drain to allow condensates to flow while unique ball valve assures combustion gases remain contained at higher temperatures. Comes with and can be installed with a barbed or compression fitting.



HEIGHT	WIDTH	LENGTH	STOCK NO	EACH
6.5"	4.5"	1.9"	IASJBVS	88.55

(324c for 6"-12" ONLY)

## Bird Screens

### PPS-UV Black

SIZE	MATERIAL	STOCK NO	EACH
2"	PPS-UV Black	IASPP0220	18.78
3"	PPS-UV Black	IASPP0320	33.04
4"	PPS-UV Black	IASPP04	41.61
6"	PPS-UV Black	IASPP06	78.38
8"	Stainless Steel	IASSS08	266.65
10"	Stainless Steel	IASSS10	319.99
12"	Stainless Steel	IASSS12	414.22



(324c)

## InnoFlue® Tankless Total Install Kit

- Inspector Tag with Zip Tie
- (2) InnoFlue® Quick Guides
- InnoFlue® Installation & Operation Manual
- Intake/Exhaust Stickers
- (4) Long Sweep 87° Elbows
- (6) 24" Vent Lengths
- (2) 12" Vent Lengths
- (10) Connector Rings
- (8) Support Clamps
- Low Profile Wall Termination
- Centrocerin Lubricant

SIZE	STOCK NO	EACH
2"	IMTT2021	535.21

(324c for 6 x 36" ONLY)

## Branch Tees

42° Y allows for the cascading or common venting of appliances.



SIZE	FEEDER	STOCK NO	EACH
3 x 36"	2"	ISBT030236	198.12
4 x 36"	2"	ISBT040236	213.90
6 x 36"	2"	ISBT060236	329.59



(324c)

## Roof Flashing

Watertight flashing prevents leaks. Integrates easily with all InnoFlue Components.




SIZE	PITCH	STOCK NO	EACH
6"	Flat	IAFRF06	586.63
8"	Flat	IAFRF08	605.83
6"	3/12	IAPRF0603	671.95
6"	3/12	IAPRF0803	732.98

(324c)

## Chimney Cover

Stainless steel termination with polypropylene end pipe incorporates a combustion air intake and flue gas termination in a single assembly.



SIZE	STOCK NO	EACH
6"	ISCM06	940.83
8"	ISCM08	1109.27

# "Metalbestos" Pipe and Fittings <sup>(28)</sup>

## Gas Vent

selkirkcorp.com



### Type RV Round Pipe

SIZE	STOCK NO	EACH
<b>5' Lengths</b>		
3"	3X5RV	50.41
4"	4X5RV	60.98
5"	5X5RV	70.74
6"	6X5RV	83.08
7"	7X5RV	126.81
8"	8X5RV	145.60
<b>4' Lengths</b>		
3"	3X4RV	40.88
4"	4X4RV	51.07
5"	5X4RV	59.51
6"	6X4RV	69.34
7"	7X4RV	107.45
8"	8X4RV	119.64
<b>3' Lengths</b>		
3"	3X3RV	31.35
4"	4X3RV	39.19
5"	5X3RV	46.24
6"	6X3RV	54.03
7"	7X3RV	87.84
8"	8X3RV	98.37
<b>2' Length</b>		
3"	3X2RV	25.81
4"	4X2RV	28.78
5"	5X2RV	35.19
6"	6X2RV	42.03
7"	7X2RV	68.49
8"	8X2RV	76.76
<b>18" Lengths</b>		
3"	3X18RV	19.45
4"	4X18RV	23.11
5"	5X18RV	26.66
6"	6X18RV	30.38
7"	7X18RV	49.91
8"	8X18RV	60.08
<b>12" Lengths</b>		
3"	3X12RV	16.21
4"	4X12RV	19.13
5"	5X12RV	22.61
6"	6X12RV	25.00
7"	7X12RV	38.75
8"	8X12RV	44.79
<b>6" Lengths</b>		
3"	3X6RV	15.69
4"	4X6RV	17.05
5"	5X6RV	19.52
6"	6X6RV	23.95



### RV Adjustable Length

SIZE	STOCK NO	EACH
<b>Type RV-12"</b>		
3"	3X12ARV	20.71
4"	4X12ARV	24.58
5"	5X12ARV	27.89
6"	6X12ARV	31.66
7"	7X12ARV	41.49
<b>Type RV-18"</b>		
4"	4X18ARV	38.03
5"	5X18ARV	42.03

### Class B chimney

is double wall pipe requiring 1" min. to combustible material. Inner pipe is aluminum.

### Type RV

is 3" through 8" round pipe. Outside diameter is approx. 1/2" larger than the inside diameter.

### Type R

is 10" through 48" round pipe. Outside diameter is approx. 1" larger than the inside diameter.

### Type R Round Pipe

SIZE	STOCK NO	EACH
<b>36" Lengths</b>		
10"	10R36	246.11
12"	12R36	293.19
14"	14R36	487.69
16"	16R36	702.05
18"	18R36	866.75
<b>18" Lengths</b>		
10"	10R18	165.08
12"	12R18	194.94
14"	14R18	364.23
16"	16R18	455.04
18"	18R18	529.39

### Type R Adjustable Length



SIZE	STOCK NO	EACH
<b>18" Lengths</b>		
10"	10R18A	244.36
12"	12R18A	248.28

### 90° Adjustable Elbow



### Type RV

SIZE	STOCK NO	EACH
3"	3RVL	42.27
4"	4RVL	51.26
5"	5RVL	60.09
6"	6RVL	71.89
7"	7RVL	119.75
8"	8RVL	127.41

### 45° Adjustable Elbow



SIZE	STOCK NO	EACH
<b>Type RV</b>		
3"	3RV45L	25.31
4"	4RV45L	29.97
5"	5RV45L	35.19
6"	6RV45L	42.21
7"	7RV45L	64.30
8"	8RV45L	74.03
<b>Type R</b>		
10"	10R45L	241.93
12"	12R45L	258.05
14"	14R45L	404.82



### Tee

SIZE	STOCK NO	EACH
<b>Type RV</b>		
3"	3RVT	62.45
4"	4RVT	64.81
5"	5RVT	70.66
6"	6RVT	76.02
7"	7RVT	88.34
8"	8RVT	121.47
<b>Type R</b>		
10"	10RTEE	431.37
12"	12RTEE	443.18
14"	14RTEE	788.12
16"	16RTEE	1170.49
18"	18RTEE	1410.71



### Tee Cap

SIZE	STOCK NO	EACH
<b>Type RV</b>		
3"	3RVCAP	4.48
4"	4RVCAP	5.04
5"	5RVCAP	6.59
6"	6RVCAP	7.72
7"	7RVCAP	13.20
8"	8RVCAP	15.57
<b>Type R</b>		
10"	10RTCAP	44.43
12"	12RTCAP	58.44
14"	14RTCAP	120.04
16"	16RTCAP	141.76
18"	18RTCAP	160.93



### Fixed Wye

SIZE	STOCK NO	EACH
<b>Type RV</b>		
4"	4RVY	64.81
5x3"	5X3RVY	72.71
5x4"	5X4RVY	70.70
5x4x4"	5X4X4RVY	90.87
6x4"	6X4RVY	75.18



# "Metalbestos" Pipe and Fittings <sup>(28)</sup>

## Gas Vent

selkirkcorp.com




### Draft Hood Connector

SIZE	STOCK NO	EACH
<b>Type RV</b>		
4"	4RVDHC	18.40
5"	5RVDHC	19.06
6"	6RVDHC	21.92
8"	8RVDHC	34.26



### Increaser

SIZE	STOCK NO	EACH
<b>Type RV</b>		
3-4"	34RVI	35.86
3-5"	35RVI	40.00
3-6"	36RVI	40.73
4-5"	45RVI	34.21
4-6"	46RVI	35.96
5-6"	56RVI	35.61
6-7"	67RVI	44.71



### Wall Thimble

Adjust 4 1/8" to 7" wall thickness

SIZE	STOCK NO	EACH
<b>Type RV</b>		
3"	3RVWT	26.78
4"	4RVWT	29.82
5"	5RVWT	33.49
6"	6RVWT	41.00
7"	7RVWT	50.53
8"	8RVWT	52.20



### Pipe Collar

May be used as firestop for openings in floors, ceilings and walls

SIZE	STOCK NO	EACH
<b>Type RV</b>		
3"	3RVPC	8.09
4"	4RVPC	8.14
5"	5RVPC	8.44
6"	6RVPC	8.72



### Storm Collar

SIZE	CODE	EACH
<b>Type RV</b>		
3"	3RVSC	4.19
4"	4RVSC	5.04
5"	5RVSC	10.07
6"	6RVSC	10.42
7"	7RVSC	13.10
8"	8RVSC	13.51
<b>Type R</b>		
10"	10RSC	22.96
12"	12RSC	29.79
14"	14RSC	63.94
16"	16RSC	123.26
18"	18RSC	194.24




### Adjustable Roof Flashing Flat to 6/12 pitch

SIZE	CODE	EACH
<b>Type RV</b>		
3"	3RVAF	15.23
4"	4RVAF	17.21
5"	5RVAF	26.78
6"	6RVAF	37.44
7"	7RVAF	49.91
8"	8RVAF	54.08
<b>Type R</b>		
10"	10RF	101.80
12"	12RF	142.43
14"	14RF	323.14
16"	16RF	376.20
18"	18RF	533.63

### 6/12-12/12 pitch

SIZE	CODE	EACH
<b>Type RV</b>		
3"	3RVHF	42.75
4"	4RVHF	44.71
5"	5RVHF	53.30
6"	6RVHF	65.50
7"	7RVHF	85.56
8"	8RVHF	107.45



### Tall Cone Flat Flashing

Flat roofs only

SIZE	STOCK NO	EACH
<b>Type RV</b>		
3"	3RVTF	31.35
4"	4RVTF	36.27
5"	5RVTF	40.41
6"	6RVTF	50.90
7"	7RVTF	64.44
8"	8RVTF	72.16
<b>Type R</b>		
10"	10RTF	124.13
12"	12RTF	184.42
14"	14RTF	382.40
16"	16RTF	454.52
18"	18RTF	563.42




### Type RV Bird Proof Top

SIZE	STOCK NO	EACH
<b>Type RV</b>		
3"	3RVBT	23.41
4"	4RVBT	24.64
5"	5RVBT	33.86
6"	6RVBT	42.86
7"	7RVBT	67.80
8"	8RVBT	87.17



### Type R Top

SIZE	STOCK NO	EACH
<b>Type R</b>		
10"	10RTOP	237.64
12"	12RTOP	289.05
14"	14RTOP	463.36
16"	16RTOP	595.98
18"	18RTOP	820.02



### Quick Grip

Firestop spacer & pipe support. UL Listed

SIZE	STOCK NO	EACH
<b>Type RV</b>		
4"	4RVFSPU	29.89
6"	6RVFSPU	22.43



(27)

### Vent-Fast

SIZE	STOCK NO	EACH
3"	3VEFA	21.85
4"	4VEFA	21.85
5"	5VEFA	23.10
6"	6VEFA	23.10
7"	7VEFA	23.73
8"	8VEFA	27.47
10"	10VEFA	33.72



### Support Plate

Will support up to 50'

SIZE	STOCK NO	EACH
<b>Type R</b>		
10"	10RSP	120.04
12"	12RSP	166.09
14"	14RSP	217.67
16"	16RSP	249.72
18"	18RSP	262.75



# Metalbestos Pipe and Fittings <sup>(28)</sup>

## Platinum Series Ultra-Temp

[selkirkcorp.com](http://selkirkcorp.com)

The Ultra-Temp Type HT Chimney 6", 7", and 8" is intended for normal continuous operation at 1000 degrees fah. flue gas temperature at two inches clearance to enclosing combustible limits.

The Ultra-Temp Chimney in 10", 12", and 14" sizes is also intended for normal continuous use at not over 1000° f

Ultra-Temp chimney is compatible with Metalbestos SSII chimney



### Insulated Pipe

For gas, oil, and wood firing

STOCK NO	EACH
<b>6" Lengths</b>	
6T6	163.07
8T6	231.43
<b>9" Lengths</b>	
6T9	175.93
7T9	216.28
<b>18" Lengths</b>	
6T18	222.66
8T18	354.08
10S18	442.91
<b>36" Lengths</b>	
6T36	395.86
7T36	510.80
8T36	598.43
10S36	871.22



### Universal Roof Supports

Adjustable from 5-8"

STOCK NO	EACH
URSA	169.47



### Universal Wall Support/Resupport Assembly

Adjustable from 5-8"

STOCK NO	EACH
UWRS	236.94



### 2-Insulated 15° Elbow with 1-Interior Resupport

15° Insulated elbows can be used for fixed offsets of 15° slope or in pairs for offsets adjustable from zero degrees to 30 degrees slope. Greater angles are prohibited by UL® Standard 103.

#### REQUIRED:

Locking bands (2 packaged with each kit) are to be used at each joint.

Each offset must be resupported.

Elbows rotate 360° to provide orientation required.

STOCK NO	EACH
6TEL15KIT	593.26
7TEL15KIT	667.97
8TEL15KIT	760.25



### Wall Spacer

Maintains clearance when passing through a combustible wall.

STOCK NO	EACH
6TIWT	169.47
7TIWT	184.84
8TIWT	200.19



### Anchor Plate

For use on masonry fireplace

STOCK NO	EACH
6TAP	138.65
8TAP	188.57



### Insulated Tee with Plug

Used with a wall support kit for outdoor installation

STOCK NO	EACH
6TIT	559.47
7TIT	734.33
8TIT	828.18
10SIT	1165.02



### Roof Support Package


For freestanding fireplaces and cathedral ceiling installations

STOCK NO	EACH
10SRSP	537.87

# Metalbestos Pipe and Fittings <sup>(28)</sup>

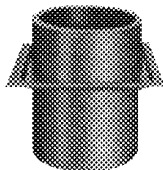
## Ultra-Temp

selkirkcorp.com



### Finish Support Package

STOCK NO	EACH
6TFSP.....	221.82
7TFSP.....	265.64
8TFSP.....	273.43



### JS Joist Shield

STOCK NO	EACH
6TJS.....	67.68



### Wall Band

Provides stability and clearance along outside wall. One every 8'.

STOCK NO	EACH
6TWB.....	74.18
7TWB.....	86.93
8TWB.....	95.18



### Adjustable Roof Flashing

For 1/12 to 6/12 pitch

STOCK NO	EACH
6TAF.....	172.10
7TAF.....	197.28
8TAF.....	216.04
10SAF.....	251.33



### Tall Cone Flashing

For flat roofs

STOCK NO	EACH
6TTF.....	230.36
8TTF.....	282.64
10STF.....	307.95




### Storm Collar

STOCK NO	EACH
6TCO.....	30.66
78TCO.....	34.74
10SCO.....	59.98
12SCO.....	93.20



### FC Finishing Collar

STOCK NO	EACH
6TFC.....	41.99
8TFC.....	57.92



### Round Top

STOCK NO	EACH
6TCT.....	189.72
7TCT.....	258.82
8TCT.....	347.65
10SCT.....	624.32

### Dripless Smoke Pipe Adapters

STOCK NO	EACH
6TDSAC.....	165.40
8TDSAC.....	185.30

# Stainless Steel Vent and Accessories <sup>(22)</sup>

novaflex.com

## Z-Vent Single Wall AL-294C Stainless Steel Special Gas Vent Pipe & Fittings

- 3-8" diameter
- Simple gasketed connection-no sealant needed
- Natural or propane gas

OEM specified & UL Listed Special Gas Vent for Category II, III & IV heating equipment.



### Vent Pipe

SIZE	STOCK NO	EACH
<b>6" Lengths</b>		
3"	ZF3X6	28.97
<b>12" Lengths</b>		
3"	ZF3X12	36.90
4"	ZF4X12	44.24
5"	ZF5X12	58.74
6"	ZF6X12	63.18
7"	ZF7X12	79.79
8"	ZF8X12	93.08
<b>18" Lengths</b>		
3"	ZF3X18	58.67
4"	ZF4X18	65.96
5"	ZF5X18	86.43
6"	ZF6X18	93.08
7"	ZF7X18	116.37
8"	ZF8X18	137.43
<b>24" Lengths</b>		
3"	ZF3X24	74.47
4"	ZF4X24	81.04
5"	ZF5X24	100.86
6"	ZF6X24	108.59
7"	ZF7X24	133.00
8"	ZF8X24	151.82
<b>36" Lengths</b>		
3"	ZF3X36	92.83
4"	ZF4X36	104.91
5"	ZF5X36	130.79
6"	ZF6X36	144.09
7"	ZF7X36	185.09
8"	ZF8X36	204.77
<b>48" Lengths</b>		
5"	ZF5X48	161.80
6"	ZF6X48	179.55
7"	ZF7X48	220.54
8"	ZF8X48	268.18
<b>60" Lengths</b>		
3"	ZF3X60	166.81
4"	ZF4X60	192.48
<b>120" Lengths</b>		
3"	ZF3X120	256.11
4"	ZF4X120	317.21

## Z-Vent Joint Lubrication

For use with Single or Double Wall Components

SIZE	STOCK NO	EACH
5.3oz.	2LUBE	34.98



## Dow Corning Sealant

DESCRIPTION	STOCK NO	EACH
3 oz. Tube	440691	20.81
10 oz. Cartridge	440693	28.15

## 90° Elbow

SIZE	STOCK NO	EACH
3"	ZF3L	105.38
4"	ZF4L	111.71
5"	ZF5L	164.03
6"	ZF6L	180.64
7"	ZF7L	223.90
8"	ZF8L	246.04

## 45° Elbow

SIZE	STOCK NO	EACH
3"	ZF345L	92.54
4"	ZF445L	97.31
5"	ZF545L	136.34
6"	ZF645L	145.19
7"	ZF745L	171.79
8"	ZF845L	192.83

## Horizontal Termination Box

SIZE	STOCK NO	EACH
3"	ZF3TEBO	81.66
4"	ZF4TEBO	83.51
5"	ZF5TEBO	133.00
6"	ZF6TEBO	139.04
7"	ZF7TEBO	147.11
8"	ZF8TEBO	155.18

## Horizontal Termination Tee

DESCRIPTION	STOCK NO	EACH
3"	ZF3TETE	81.68
4"	ZF4TETE	90.11

## Termination Coupling

DESCRIPTION	STOCK NO	EACH
3"	ZF3TECO	38.15

## Universal Appliance Adapter

For use with UTICA SW Series Boilers

SIZE	STOCK NO	EACH
3"	ZF3UNAPAD	47.09
4"	ZF4UNAPAD	53.30
5"	ZF5UNAPAD	80.68
6"	ZF6UNAPAD	94.62
7"	ZF7UNAPAD	114.47
8"	ZF8UNAPAD	124.21

## Saf-T Vent to Z-Vent

Flue Outlet Adapter for VSPH Boilers

SIZE	STOCK NO	EACH
3"	ZF3VEAD	44.13

## Lochinvar Adapters

SIZE	STOCK NO	EACH
4"	ZF4LOCH	50.23
2"	2SVAKA02	142.71

## Appliance Adapter

For use with Buderus GA-124

DESCRIPTION	STOCK NO	EACH
Stainless Steel	ZFGA124	42.84

## Straight Tee

SIZE	STOCK NO	EACH
4"	ZF4TEE	111.24
5"	ZF5TEE	122.92
6"	ZF6TEE	135.18
7"	ZF7TEE	157.15
8"	ZF8TEE	188.41

## Boot Tee

SIZE	STOCK NO	EACH
5"	ZF5BOTE	310.11
6"	ZF6BOTE	351.82
7"	ZF7BOTE	393.54
8"	ZF8BOTE	456.56

## Vertical Drain Tee

DESCRIPTION	STOCK NO	EACH
3"	ZF3DRTEVE	102.11
4"	ZF4DRTEVE	117.72

## Horizontal Drain Pipe

DESCRIPTION	STOCK NO	EACH
3"	ZF3DRPIHO	82.08
4"	ZF4DRPIHO	115.56

## Tee Cap w/Drain

SIZE	STOCK NO	EACH
4"	ZF4TECA	57.92
5"	ZF5TECA	68.72
6"	ZF6TECA	71.85
7"	ZF7TECA	77.56
8"	ZF8TECA	81.09

## Storm Collars

SIZE	STOCK NO	EACH
3"	ZF3STCO	36.46
4"	ZF4STCO	42.17
5"	ZF5STCO	56.44
6"	ZF6STCO	62.46
7"	ZF7STCO	68.53
8"	ZF8STCO	80.60

## Flashing 0-30°

SIZE	STOCK NO	EACH
3"	ZF3ROFL	82.58
4"	ZF4ROFL	84.86
5"	ZF5ROFL	136.00
6"	ZF6ROFL	151.17
7"	ZF7ROFL	169.61
8"	ZF8ROFL	209.06

## Rain Cap

SIZE	STOCK NO	EACH
3"	ZF3RACA	128.24
4"	ZF4RACA	132.52
5"	ZF5RACA	171.30
6"	ZF6RACA	189.41
7"	ZF7RACA	211.56
8"	ZF8RACA	239.79

## Wall Thimbles

SIZE	STOCK NO	EACH
3"	ZF3WATH	68.28
4"	ZF4WATH	70.70
5"	ZF5WATH	78.99
6"	ZF6WATH	108.84
7"	ZF7WATH	108.84
8"	ZF8WATH	104.77



## Flexi-Liner Kits

Flexi-Liner, rain cap, top adapter, top flashing, (2) angle supports, bottom mortar sleeve, bottom adapter, fasteners.

DIA.	LENGTH	STOCK NO	EACH
4"	25'	A2504	232.47
4"	35'	A3504	285.92
5"	35'	A3505	337.50
5.5"	35'	A3555	400.17
6"	35'	A3506	400.17
7"	35'	A3507	589.94



## Conductor Pipe

10 foot, 26 Gauge

DIA.	STOCK NO	EACH
3"	MU120326	35.13
4"	MU120426	37.39

## Liner Leader Cone

Used to guide and pull-down Flexi-Liner through masonry chimney.

DIA.	STOCK NO	EACH
4"	FX4PD	33.37
5"	FX5PD	33.37
5.5"	FX55PD	36.03
6"	FX6PD	36.03
7"	FX7PD	36.03

## B-Flex Adapter

Universal adapter to go from Flexi-Liner to all types of Class B vent material.

SIZE	STOCK NO	EACH
4"	LBF04	36.03
5"	LBF05	38.95



(28)

## Double Wall Flex Connector

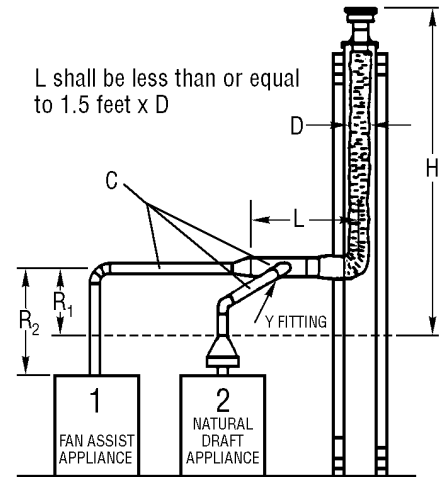
SIZE	STOCK NO	EACH
<b>5' Lengths</b>		
4"	4DWC5	167.24
5"	5DWC5	197.11
<b>4' Lengths</b>		
4"	4DWC4	151.61
<b>3' Lengths</b>		
4"	4DWC3	130.03
5"	5DWC3	155.13
<b>2' Length</b>		
5"	5DWC2	136.31

## TWO OR MORE CATEGORY I APPLIANCES

(Appliances listed for use with B-Vent)  
**GAS VENT CAPACITY FOR CORRUGATED LINERS:**  
 (Derated 20% from B-Vent Tables)

### General Venting Requirements


- Flexi-Liner systems are UL/ULC Listed for masonry chimneys serving Category I natural gas/propane fired appliances.
- Venting gas fired appliances into unlined masonry chimneys is prohibited. A "Listed" liner or a tile liner conforming to code must be utilized. Misaligned and/or cracked tiles do not constitute a "code" liner.
- "Fan Assisted" appliances, on their own, shall not be vented into tile lined chimneys unless a "Listed" lining system is installed.
- The air space around an installed Flexi-Liner system must not be used to vent other appliances.
- The Flexi-Liner system may be smaller in diameter than the outlet of the appliance being served provided:
  - the vent height is at least 10 feet.
  - the liner is not more than one table size smaller.
  - the "FAN MAX" is reduced by 10% if the appliance is "fan assisted".
  - the outlet is larger than 4" if the appliance is "natural draft".
- A Flexi-Liner system venting more than one appliance shall not be smaller diameter than the outlet of the largest appliance being served.
- If the tables permit a choice of more than one Flexi-Liner diameter, the smallest permitted diameter is preferred.
- If the vent system contains more than two 90° elbows, the maximum capacity shall be reduced by 10% for each additional 90° elbow or equivalent offset(s).
- Vent connectors shall be installed in a manner such as stated in the current National Fuel Gas Code.
- The installation of gas vents shall adhere to local code requirements.



Height "H"	Connector Double or Single Wall "C"	Flex-Liner Common Vent Diameter - "D" (inches)																	
		4"			5"			5.5"			6"			7"			8"		
		FAN	NAT	NAT	FAN	NAT	NAT	FAN	NAT	NAT	FAN	NAT	NAT	FAN	NAT	NAT	FAN	NAT	NAT
<b>Combined Appliance INPUT Rating in Thousands per BTU per Hour</b>																			
15'	Double	100	90	73	156	131	115	192	157	140	227	182	165	342	282	224	445	355	292
	Single	97	86	70	151	127	112	186	152	136	220	177	160	333	274	219	435	347	286
25'	Double	116	104	88	184	157	138	227	189	168	270	221	198	409	341	268	537	434	350
	Single	111	100	84	178	152	134	220	183	163	262	214	192	398	332	261	524	423	342
30'	Double	122	110	94	195	168	148	242	203	181	289	238	213	438	367	288	576	468	376
	Single	116	106	90	189	162	143	235	196	175	280	229	206	426	357	279	562	456	367
35'	Double	125	113	98	202	175	154	252	212	188	301	249	222	457	385	300	603	492	392
	Single	119	109	93	195	168	148	243	204	181	291	239	214	444	374	291	588	479	382
45'	Double	151	119	104	216	189	166	271	230	203	325	271	240	494	420	326	656	541	424
	Single	125	114	99	208	180	158	261	220	194	314	260	229	480	407	316	640	526	413

## Flue Liners

3' Length



SIZE	STOCK NO	EACH
<b>Seamed Alluminum Liner</b>		
6" .....	6X3SEALLI	38.86
<b>Stainless Steel</b>		
7" .....	7X3SSFLLI	105.12



## Aluminum Pipe

Part No. ALP

SIZE	STOCK NO	EACH
3x2' .....	3X2AL	13.83
4x2' .....	4X2AL	13.83
4x5' .....	4X5AL	28.56
5x2' .....	5X2AL	17.21
6x2' .....	6X2AL	19.36
7x2' .....	7X2AL	24.48
8x2' .....	8X2AL	27.51
10x2' .....	10X2AL	37.39



## 90° Elbow

Part No. AL90/SS90


SIZE	STOCK NO	EACH
<b>Aluminum Adjustable</b>		
3" .....	3ALL	9.86
4" .....	4ALL	6.17
5" .....	5ALL	12.61
6" .....	6ALL	10.35
7" .....	7ALL	18.73
<b>Stainless Steel Adjustable</b>		
6" .....	6SSL	107.29
8" .....	8SSL	147.74

## Aluminum Taper Increaser/Reducer

Part No. AL58




SIZE	STOCK NO	EACH
4x3" .....	4X3ALRI	27.35
5x4" .....	5X4ALRI	27.35
6x4" .....	6X4ALRI	28.63
6x5" .....	6X5ALRI	29.71



## 90° Vent Saddles

Part No. AL208/207

SIZE	STOCK NO	EACH
<b>90° - Aluminum</b>		
3" .....	3ALSA90	21.84
4" .....	4ALSA90	26.09
<b>90° - Galvanized</b>		
3" .....	3SA90	15.41
4" .....	4SA90	18.50
5" .....	5SA90	22.26
6" .....	6SA90	18.82
7" .....	7SA90	27.02
8" .....	8SA90	23.38



## 45° Vent Saddles

Part No. AL208/208

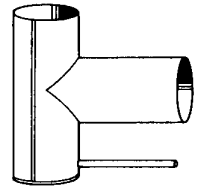
SIZE	STOCK NO	EACH
<b>45° - Aluminum</b>		
3" .....	3ALSA45	24.22
4" .....	4ALSA45	28.52
5" .....	5ALSA45	32.25
<b>45° - Galvanized</b>		
3" .....	3SA45	16.49
4" .....	4SA45	19.29
5" .....	5SA45	24.43
6" .....	6SA45	22.30
8" .....	8SA45	34.71



## Aluminum Tee

Part No. AL54

SIZE	STOCK NO	EACH
3" .....	3ECT	43.42
4" .....	4ECT	43.42
5" .....	5ECT	47.53
6" .....	6ECT	52.36
7" .....	7ECT	69.88
8" .....	8ECT	95.76



## Drip Tee

Part No. 5732

SIZE	STOCK NO	EACH
<b>Aluminum</b>		
3" .....	3ALDRT	65.21
4" .....	4ALDRT	65.81
5" .....	5ALDRT	67.03
6" .....	6ALDRT	81.04
7" .....	7ALDRT	97.74
8" .....	8ALDRT	122.66
10" .....	10ALDRT	185.49
12" .....	12ALDRT	236.17



## Stainless Steel Plain Tee

Part No. SS54

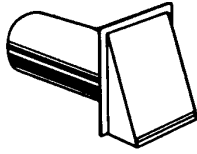
SIZE	STOCK NO	EACH
6" .....	6SST	186.51





# Southwark Vent Pipe and Fittings <sup>(29)</sup>

southwarkmetal.com



## Fresh Air Intake

Part No. 36

SIZE	STOCK NO	EACH
4" .....	4FRAIIN	14.74
5" .....	5FRAIIN	17.42
6" .....	6FRAIIN	20.72
7" .....	7FRAIIN	25.95
8" .....	8FRAIIN	26.79
10" .....	10FRAIIN	53.23
12" .....	12FRAIIN	137.44

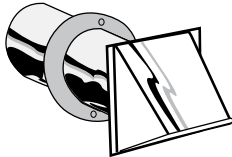


(27)

## Make-up Air System

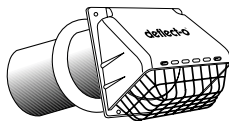
Adjustable gate provides precise airflow control

SIZE	STOCK NO	EACH
6" .....	MAS2	72.45



## Laundry Vents

SIZE	STOCK NO	EACH
3" .....	3LAVE	9.43
4" .....	4LAVE	9.43



## 4" Dryer Vent Hood

Pipe and collar assembled.

COLOR	STOCK NO	EACH
White .....	4RVHAW	8.54
Brown .....	4RVHXB	8.54



## DeFlect-o Under-Eve Vent Cover

For 3" or 4" Openings

COLOR	STOCK NO	EACH
White .....	EVE6	11.97

## Flat Single Wall Flashing

Part No. 141

SIZE	STOCK NO	EACH
4" .....	4FLAFL	56.17
6" .....	6FLAFL	62.78
8" .....	8FLAFL	84.52



## Flex Hose

SIZE	STOCK NO	EACH
931 Aluminum 4"x8' .....	S9314	13.57



## VC923 Hose Clamps


SIZE	STOCK NO	EACH
3" .....	3HOCL	1.62



## Round Vertical Diverter

Part No. 95

SIZE	STOCK NO	EACH
4" .....	954	59.95
5" .....	955	63.46
6" .....	956	79.87



## Adjustable Roof Flashing

Part No. 140

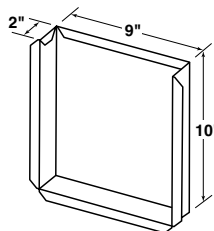
SIZE	STOCK NO	EACH
4" .....	4ADJFL	38.09
6" .....	6ADJFL	61.10
8" .....	8ADJFL	83.24



## Single Wall Storm Collar

Part No. 142

SIZE	STOCK NO	EACH
4" .....	4SWSC	12.99
6" .....	6SWSC	17.00
8" .....	8SWSC	21.21



## Furnace-Mount Literature Rack

SIZE	STOCK NO	EACH
9"x10"x 2" .....	LITRACK	7.01

## Blacktite



## Pipe

Part No. BP24/BP36

SIZE	STOCK NO	EACH
6x24" .....	6X24BT	26.04
7x24" .....	7X24BT	29.85
8x24" .....	8X24BT	33.51
6x36" .....	6X36BT	37.88
8x36" .....	8X36BT	48.63



## 90° Adjustable Elbow

Part No. BP90

SIZE	STOCK NO	EACH
6" .....	6BTL	22.42
7" .....	7BTL	26.76
8" .....	8BTL	30.43



## Tee

Part No. BP54

SIZE	STOCK NO	EACH
6" .....	6BTT	52.18



## Reducer/Increaser

Part No. BP58

SIZE	STOCK NO	EACH
6x5" .....	6X5BTR	36.29
7x6" .....	7X6BTR	37.11
7x6" .....	7X6BTR	37.11
8x6" .....	8X6BTR	41.53

# Sheet Metal & Fittings

southwarkmetal.com

## Sheet Metal (00e)



### Galvanized Price Per Sheet

SIZE/GAUGE	WEIGHT	STOCK NO	EACH
<b>36" x 96"</b>			
24 Gauge	27.75	36X9624	47.93
26 Gauge	21.75	36X9626	39.37
28 Gauge	18.75	36X9628	31.95
<b>48" x 96"</b>			
24 Gauge	37.00	48X9624	63.07
26 Gauge	29.00	48X9626	51.80
28 Gauge	24.40	48X9628	44.70
<b>48" x 120"</b>			
22 Gauge	46.24	48X12022	96.28
24 Gauge	46.24	48X12024	78.73
26 Gauge	36.25	48X12026	64.64
<b>60" x 120"</b>			
24 Gauge	57.71	60X12024	98.47
26 Gauge	45.38	60X12026	80.82

## Duct Fittings (29)

### Left Reverse Elbow

Part No. WS7L


SIZE	STOCK NO	EACH
12 x 8"	REL128	137.42
14 x 8"	REL148	137.42
16 x 8"	REL168	145.45
18 x 8"	REL188	145.45



### Center Reverse Elbow

Part No. WS7C

SIZE	STOCK NO	EACH
12 x 8"	REC128	137.42
14 x 8"	REC148	137.42
16 x 8"	REC168	145.45
18 x 8"	REC188	145.45
20 x 8"	REC208	152.69



### Right Reverse Elbow

Part No. WS7R

SIZE	STOCK NO	EACH
12 x 8"	RER128	137.42
14 x 8"	RER148	137.42
16 x 8"	RER168	145.45
18 x 8"	RER188	145.45




## Duct Cleats (29)

### "S" Cleat

Part No. 6S


SIZE	STOCK NO	EACH
8"	8SCL	.86
10"	10SCL	.86
12"	12SCL	.96
14"	14SCL	1.07
16"	16SCL	1.24
18"	18SCL	1.54
20"	20SCL	1.66
24"	24SCL	2.01
60"	60SCL	4.58



### Standing "S" Cleat

Part No. 37

SIZE	STOCK NO	EACH
25"	25STSCCL	3.90
60"	60STSCCL	6.40
10'	120STSCCL	24.66



(27)

### Duro Dyne Standing "S" Cleat

22 gauge • 1 inch


SIZE	STOCK NO	EACH
10'	DD13235	49.47



### Drive Cleat

Part No. 8D

SIZE	STOCK NO	EACH
8"	8DRCL	.54
10"	10DRCL	.68
12"	12DRCL	1.24
60"	60DRCL	3.55



# Southwark Duct and Fittings <sup>(29)</sup>

southwarkmetal.com



## Duct

SIZE	STOCK NO	EACH
<b>Part No. TD48</b>		
8x8x48	8X8X4DU	29.89
10x8x48	10X8X4DU	33.96
10x10x48	10X10X4DU	46.80
12x8x48	12X8X4DU	37.46
12x10x48	12X10X4DU	53.02
12x12x48	12X12X4DU	65.44
14x8x48	14X8X4DU	43.21
14x10x48	14X10X4DU	53.58
14x12x48	14X12X4DU	70.44
14x14x48	14X14X4DU	103.21
16x8x48	16X8X4DU	48.20
16x10x48	16X10X4DU	57.73
16x12x48	16X12X4DU	75.37
18x8x48	18X8X4DU	51.99
18x10x48	18X10X4DU	69.74
20x8x48	20X8X4DU	59.37
20x10x48	20X10X48DU	74.95
20x12x48	20X12X4DU	89.45
22x8x48	22X8X4DU	65.70
24x8x48	24X8X4DU	70.65
24x10x48	24X10X4DU	86.41
25x10x48	25X10X4DU	100.87
26x8x48	26X8X4DU	106.83
30x8x48	30X8X4DU	117.24

SIZE	STOCK NO	EACH
<b>Part No. TD60</b>		
8x8x60	8X8X5DU	41.81
10x8x60	10X8X5DU	44.58
10x10x60	10X10X5DU	47.76
12x8x60	12X8X5DU	46.90
12x10x60	12X10X5DU	54.63
14x8x60	14X8X5DU	56.31
14x10x60	14X10X5DU	62.54
16x8x60	16X8X5DU	62.54
16x10x60	16X10X5DU	65.91
18x8x60	18X8X5DU	66.44
18x10x60	18X10X5DU	73.97
20x8x60	20X8X5DU	72.33
20x10x60	20X10X5DU	78.59
22x8x60	22X8X5DU	80.88
22x10x60	22X10X5DU	87.98
24x8x60	24X8X5DU	82.58
24x10x60	24X10X5DU	93.28
25x10x60	25X10X5DU	96.32
25x12x60	25X12X5DU	149.24
26x8x60	26X8X5DU	136.72

SIZE	STOCK NO	EACH
<b>Part No. TD96</b>		
8x8x96	8X8X8DU	60.86
10x8x96	10X8X8DU	63.39
12x8x96	12X8X8DU	70.32
14x8x96	14X8X8DU	78.08
16x8x96	16X8X8DU	86.37
18x8x96	18X8X8DU	95.99
20x8x96	20X8X8DU	102.01
24x8x96	24X8X8DU	121.38

## Trunk Reducers

SIZE	STOCK NO	EACH
<b>Part No. 17</b>		
12x8" to 8x8"	128X88TRRE	47.34
14x8" to 10x8"	148X108TRRE	47.34
14x8" to 12x8"	148X128TRRE	47.34
14x10" to 14x8"	1410X148TRRE	96.67
14x12" to 14x10"	1412X1410TRRE	110.12
16x8" to 12x8"	168X128TRRE	47.34
16x8" to 14x8"	168X148TRRE	47.34
18x8" to 16x8"	188X168TRRE	47.34

## Transition

SIZE	STOCK NO	EACH
<b>2" Rise • Part No. 23AT</b>		
12x8	12X8TR	75.25
14x8	14X8TR	75.25
16x8	16X8TR	86.20
18x8	18X8TR	87.70
20x8	20X8TR	89.45
22x8	22X8TR	97.27
24x8	24X8TR	110.26

## 90° Shortway Elbow



SIZE	STOCK NO	EACH
<b>Part No. 16S</b>		
8x8	8X8DS90	37.53
10x8	10X8DS90	39.77
10x10	10X10DS90	55.07
10x16	10X16DS90	63.50
12x8	12X8DS90	41.29
12x10	12X10DS90	57.31
14x8	14X8DS90	42.62
14x10	14X10DS90	59.04
14x12	14X12DS90	74.13
14x14	14X14DS90	86.69
16x8	16X8DS90	46.80
18x8	18X8DS90	50.84
18x10	18X10DS90	65.72
20x8	20X8DS90	53.06
20x10	20X10DS90	70.81
22x8	22X8DS90	57.17
24x8	24X8DS90	61.52
24x10	24X10DS90	81.39
25x10	25X10DS90	133.50

## 45° Shortway Angle



SIZE	STOCK NO	EACH
<b>Part No. 15S</b>		
8x8	8X8DS45	34.10
8x12	8X12DS45	35.97
10x8	10X8DS45	35.03
10x16	16X10DS45	60.30
10x20	20X10DS45	66.82
12x10	12X10DS45	54.42
14x8	14X8DS45	39.12
14x10	14X10DS45	56.17
16x8	16X8DS45	40.66
18x8	18X8DS45	44.12
20x8	20X8DS45	48.04
22x8	22X8DS45	54.35
24x8	24X8DS45	58.67
24x10	24X10DS45	87.95
25x10	25X10DS45	91.34

## No 212FSD Cap



For use with slips and drives

SIZE	STOCK NO	EACH
<b>Part No. 21</b>		
8x8	8X8CAPSD	10.23
10x8	10X8CAPSD	10.51
10x10	10X10CAPSD	12.38
10x16	10X16CAPSD	14.34
12x8	12X8CAPSD	10.74
12x10	12X10CAPSD	13.36
14x8	14X8CAPSD	10.98
14x10	14X10CAPSD	13.83
16x8	16X8CAPSD	11.21
18x8	18X8CAPSD	11.21
20x8	20X8CAPSD	11.37
20x10	20X10CAPSD	14.85
22x8	22X8CAPSD	11.37
24x8	24X8CAPSD	14.25
24x10	24X10CAPSD	20.34
25x10	25X10CAPSD	20.34
26x8	26X8CAPSD	21.25

## End Cap

SIZE	STOCK NO	EACH
<b>Part No. 21</b>		
12x12	12X12CAP	13.83
14x12	14X12CAP	14.34
16x12	16X12CAP	15.25
20x12	20X12CAP	17.00

## Offset Starting Collar

2" Rise • Part No. 23

SIZE	STOCK NO	EACH
8x8	8X8OFCO	46.27
10x8	10X8OFCO	47.74
12x10	12X10OFCO	58.53
16x10	16X10OFCO	64.04
20x10	20X10OFCO	71.75
12x8	12X8OFCO	49.19
14x8	14X8OFCO	51.31
14x10	14X10OFCO	61.26
16x8	16X8OFCO	58.01
18x8	18X8OFCO	61.91
20x8	20X8OFCO	63.67
22x8	22X8OFCO	68.50
24x8	24X8OFCO	70.39

## Straight Starting Collar



SIZE	STOCK NO	EACH
<b>Part No. 20</b>		
8x8	8X8CO	18.38
10x8	10X8CO	20.27
12x10	12X10CO	27.75
16x10	16X10CO	34.24
12x8	12X8CO	20.55
14x8	14X8CO	20.79
14x10	14X10CO	29.61
14x12	14X12CO	34.24
16x8	16X8CO	26.37
18x8	18X8CO	28.73
18x10	18X10CO	36.04
20x8	20X8CO	30.95
20x10	20X10CO	38.40
22x8	22X8CO	34.59
22x10	22X10CO	41.34
24x8	24X8CO	37.32
24x10	24X10CO	50.45
25x10	25X10CO	51.54
25x14	25X14CO	43.39

## 90° Broadway Elbow

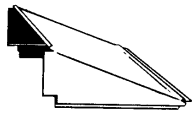
SIZE	STOCK NO	EACH
<b>Part No. 14S</b>		
8x8	8X8DL90	47.92
10x8	10X8DL90	48.58
10x12	12X10DL90	59.81
10x16	16X10DL90	73.71
12x8	12X8DL90	53.06
14x8	14X8DL90	57.45
14x10	14X10DL90	70.93
14x12	14X12DL90	87.53
14x14	14X14DL90	155.26
16x8	16X8DL90	64.55
18x8	18X8DL90	65.14
20x8	20X8DL90	73.10
20x10	20X10DL90	95.66
22x8	22X8DL90	94.19
24x8	24X8DL90	98.65
24x10	24X10DL90	110.19
25x10	25X10DL90	200.39

## 45° Broadway Angle

SIZE	STOCK NO	EACH
<b>Part No. 13S</b>		
8x8	8X8DL45	35.97
8x10	8X10DL45	38.63
10x10	10X10DL45	53.69
10x20	10X20DL45	79.27
12x8	12X8DL45	43.77
12x10	12X10DL45	57.99
14x8	14X8DL45	47.13
14x10	14X10DL45	62.87
16x8	16X8DL45	50.77
16x10	16X10DL45	67.64
18x8	18X8DL45	56.15
20x8	20X8DL45	60.42
24x8	24X8DL45	74.39
24x10	24X10DL45	109.16
25x10	25X10DL45	144.15

## Duct Reducer

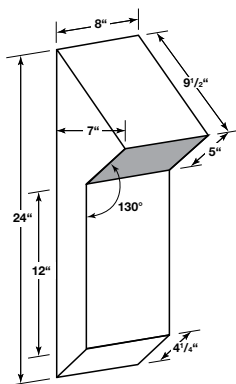
Part No. 35



SIZE	STOCK NO	EACH
0-2	.02DURE	13.83
2"	.0210DURE	16.37
0-4	.04DURE	14.60
4"	.0410DURE	17.12
0-6	.06DURE	15.51
0-8	.08DURE	19.36

## Snowvent

Primarily used to raise a vent above the snow line on the side of a house.



STOCK NO	EACH
SNOWVENT	138.96

## Volume Damper


Part No. 42



SIZE	STOCK NO	EACH
8x8	.8X8DA	15.23
10x8	.10X8DA	15.23
12x8	.12X8DA	15.23
14x8	.14X8DA	15.23
16x8	.16X8DA	15.23
18x8	.18X8DA	15.23
20x8	.20X8DA	16.54
24x8	.24X8DA	16.54

## Joist Panning

Part No. 48/AL48



SIZE	STOCK NO	EACH
<b>No 16 - Galvanized</b>		
16 1/2 x 36"	.36JOPA	10.04
16 1/2 x 48"	.48GJOPA	20.88
<b>No 16A - Aluminum</b>		
16 1/2 x 48"	.48JOPA	20.09

## Filter Rack

Part No. FR



SIZE	STOCK NO	PRICE
14 x 20"	14X20FIRA	35.55
14 x 25"	14X25FIRA	46.66
16 x 20"	16X20FIRA	26.34
16 x 25"	16X25FIRA	26.34
20 x 25"	20X25FIRA	49.86

## Square to Round High Efficiency Adhesive Takeoff

Part No. ATHEWD



SIZE	STOCK NO	EACH
5"	.5ADTO	33.44
6"	.6ADTO	26.16
7"	.7ADTO	29.05
8"	.8ADTO	32.56
9"	.9ADTO	47.95
10"	.10ADTO	49.89
12"	.12ADTO	59.88
14"	.14ADTO	66.16
16"	.16ADTO	68.48

## Duct Takeoff with Adhesive

Part No. ATT, With Damper ATD



SIZE	STOCK NO	EACH
4"	.4ADDTO	13.62
6"	.6ADDTO	9.53
6" with Damper	.6ADHDUWD	19.43
7" with Damper	.7ADHDUWD	24.94
8" with Damper	.8ADHDUWD	22.42
10" with Damper	.10ADHDUWD	28.19
12" with Damper	.12ADHDUWD	34.38

## Round Pipe Takeoff

Part No. ATTRP\_NG

SIZE	STOCK NO	EACH
5"	.5RDTO	12.89
6"	.6RDTO	12.33
8"	.8RDTO	13.92

## Round Pipe Takeoff with Adhesive

Part No. ATTRP, With Damper ATDRP



SIZE	STOCK NO	EACH
6"	.6RDADTO	12.33
7"	.7RDADTO	21.04
8"	.8RDADTO	22.40
6" with Damper	.6RDADTOWD	27.86
8" with Damper	.8RDADTOWD	34.10

## Conical Adhesive Takeoff with Damper

Part No. ATDBM

SIZE	STOCK NO	EACH
6"	.6ADCTO	31.02
8"	.8ADCTO	36.71
10"	.10ADCTO	44.30
12"	.12ADCTO	52.88

## Speedi Boot

SIZE	STOCK NO	EACH
4 x 10"	.SBH410	17.70
4 x 12"	.SBH412	18.97

## Takeoff with Scoop

Part No. 97LSWDS



SIZE	STOCK NO	EACH
6"	.T27S6	13.43
10"	.T27S10	26.46

## Adjustable Pivot Take-off

Part No. S5



SIZE	STOCK NO	EACH
5"	.S55	19.71
6"	.S56	15.11
7"	.S57	26.88

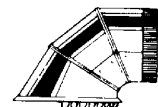
## Adjustable Take-off with Long Gore

Part No. S5-LG

SIZE	STOCK NO	EACH
6"	.S56LG6	23.78

## Half Tab Take-off

Part No. HT156



SIZE	STOCK NO	EACH
4"	.T54	12.89
5"	.T55	12.89
6"	.T56	9.11
7"	.T57	13.73

## Half Tab Take-off Long Gore

Part No. HT15LG6

SIZE	STOCK NO	EACH
4"	.T54LG	23.92
5"	.T55LG	15.95
6"	.T56LG	15.72
7"	.T57LG	19.36

## Full Tab Take-off

Part No. EP15

SIZE	STOCK NO	EACH
6"	.T76	9.11
7"	.T77	14.74
8"	.T78	19.59

## Universal Take-off Elbow

Part No. AT90

Can be adjusted to any angle or used straight. Easy install: cut hole, install fitting and bend tabs.



SIZE	STOCK NO	EACH
6"	.TE6	10.49
7"	.TTOL	23.07

## Zero Rise Take-off


Part No. 62



SIZE	STOCK NO	EACH
6"	.T156	15.16

## Double Top Take-off

Part No. 64



SIZE	STOCK NO	EACH
6"	.T176	43.04

(27)

## 24 Gauge Angles

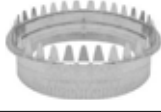
SIZE	STOCK NO	EACH
1" x 3" x 18"	.ANG181X3	2.23





## Metal Collar

28 Ga. Galvanized Steel  
per ASTM A653 CS Type B



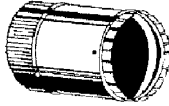
SIZE	STOCK NO	EACH
<b>Crimped • Part No. 1051</b>		
3"	3CCO	4.44
4"	4CCO	4.44
5"	5CCO	4.44
6"	6CCO	3.25
7"	7CCO	5.04
8"	8CCO	3.74
10"	10CCO	9.04
12"	12CCO	10.53
14"	14CCO	11.96
16"	16CCO	15.41
18"	18CCO	19.83

## No Crimp • Part No. 1050

SIZE	STOCK NO	EACH
3"	3NCCO	4.44
4"	4NCCO	4.44
5"	5NCCO	4.44
6"	6NCCO	4.44
7"	7NCCO	5.04
8"	8NCCO	5.49
9"	9NCCO	8.41
10"	10NCCO	9.04
12"	12NCCO	10.53
14"	14NCCO	11.96

## Plain Flex Duct Take-off

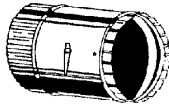
Part No. 97LS



SIZE	STOCK NO	EACH
4"	T274	4.88
5"	T275	4.88
6"	T276	4.88
7"	T277	5.58
8"	T278	6.21
10"	T2710	9.83
12"	T2712	10.60

## Flex Duct and Collar with Damper


Part No. 97LSWD



SIZE	STOCK NO	EACH
4"	T27D4	15.25
6"	T27D6	15.25
8"	T27D8	17.84
10"	T27D10	19.29
12"	T27D12	28.42

## Pipe and Damper Section

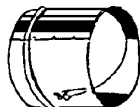
Part No. 40



SIZE	STOCK NO	EACH
6"	6PDS	12.89

## Metal Spin-in with Damper

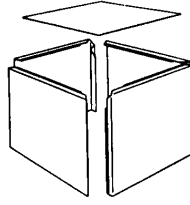
Part No. 156D



SIZE	STOCK NO	EACH
6"	156D6	15.04
8"	156D8	17.42
10"	156D10	21.98
12"	156D12	26.79

## Universal Plenum

Part No. 49P/49T/49C



SIZE	STOCK NO	EACH
<b>Plenum Panel</b>		
20x34"	20X34UNPLPA	42.09
20x47"	20X47UNPLPA	55.49
24x47"	24X47UNPLPA	63.11


## Universal Plenum Top

SIZE	STOCK NO	EACH
20x20"	20X20UNPLTO	21.04
24x24"	24X24UNPLTO	29.54

## Custom Plenum

SIZE	STOCK NO	EACH
16x20x48"	16X20X48CUPL	311.42
161/2 x20x48"	1612X20X48CUPL	306.79
191/2 x20x48"	1912X20X48CUPL	346.10
*20x20x48"	20X20X48CUPL	215.12
*24x24x48"	24X24X48CUPL	341.47

\*Plenums may be trimmed to size.



## Return Air Support Box For Filters

SBF Series - With Drawer

"A" DIM	"B" DIM	"C" DIM	"D" DIM	RETURN DUCT SIZE	STOCK NO	PRICE
30"	22"	15"	28"	24 x 8	SBF30	420.62
36"	26"	15"	28"	25 x 10	SBF36	438.70
40"	30"	17"	28"	25 x 10	SBF38	506.94

## Return Air Support Box

SBF Series - Less Drawer


"A" DIM	"B" DIM	"C" DIM	"D" DIM	RETURN DUCT SIZE	STOCK NO	PRICE
40"	30"	17"	28"	25 x 12	SBF44	512.04



## FBC Series Furnace Box

Galvanized Steel - NO Filter Slot

"A" DIM	"B" DIM	"C" DIM	"D" DIM	STOCK NO	PRICE
21"	7 1/4"	28"	1"	FBC62128	137.79



## Roof Cap Adapter

SIZE	STOCK NO	EACH
4"	RCA04	14.90
6"	RCA06	22.37

## White Magnetic Cover

For cold air drop

SIZE	STOCK NO	EACH
4x20"	MC420	10.11
4x25"	MC425	12.10



## Return Air Drop Assemblies

Consisting of:

- One starting elbow with filter frame.
- Two 32" duct sections.
- One starting collar.
- Slips and drives as required.

MODEL #	STOCK NO	EACH
<b>20x10" Duct to 20x16" Filter</b>		
No. 810EC	70	240.42
<b>20x10" Duct to 20x14" Filter</b>		
No. 812	70K	323.28
<b>25x10" Duct to 25x16" Filter</b>		
No. 811EC	71	259.68
<b>Cold Air Drop for 5" Filter</b>		
712315	712315CAD	569.51
<b>Cold Air Drop</b>		
No. 813	71K	378.09

## Cold Air Shoes

Part No. 40

SIZE	STOCK NO	EACH
20"x10"-16"x20"	705FS	148.82
16"x25"-25"x10"	71162514S	167.41
<b>Slide out drawer for filter • filter not included</b>		
16"x25"-25"x20"	71ALTERAIRE2510	316.11

## Shoe, Filter, and Cover Only

MODEL #	STOCK NO	EACH
No. 70S	70S	142.63
No. 70KS	70KS	238.13
No. 71SCF	71S	160.45

## Return Air Drop Duct Section Only

For No. 70K

SIZE	STOCK NO	EACH
20x10x32"	20X10X32DU	100.59

## Return Air Drop Duct Sections Only

SIZE	STOCK NO	EACH
20x10x48"	20X10X48DU	74.95
25x10x32"	25X10X32DU	119.37

## Cold Air Boot

SIZE	STOCK NO	EACH
16"x25"-25"x10" w/5" filter	711625FS5	271.53
25"x20"-10"x25" w/5" filter	712520FS5	299.76

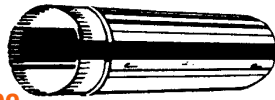
## Cold Air Drop Package

Consisting of:

- 1 - #20 Starting collar
- 2 - 30" duct sections
- 1 - return air plenum with 1" filter rack
- 6 - 10" drive straps

STOCK NO	EACH
819ALTER	441.01





## Galvanized Pipe

SIZE	STOCK NO	EACH
<b>2' Length • Part No. SL24</b>		
<b>24 Gauge</b>		
5"	5X224	19.45
6"	6X224	15.79
7"	7X224	18.96
8"	8X224	20.88
9"	9X224	24.27
10"	10X224	30.97
12"	12X224	35.76
14"	14X224	38.84
16"	16X224	46.62
18"	18X224	56.57
<b>26 Gauge</b>		
3"	3X226	6.54
4"	4X226	7.57
5"	5X226	11.07
6"	6X226	11.12
7"	7X226	14.46
8"	8X226	16.82
<b>28 Gauge</b>		
3"	3X228	8.24
4"	4X228	9.62
5"	5X228	13.29
6"	6X228	13.43
7"	7X228	12.66
8"	8X228	23.36
9"	9X228	22.86
10"	10X228	22.86
12"	12X228	34.03
<b>30 Gauge</b>		
3"	3X230	5.28
4"	4X230	5.28
5"	5X230	6.21
6"	6X230	6.42
7"	7X230	8.41
8"	8X230	8.78
10"	10X230	14.62
<b>5' Length • Part No. SL60</b>		
<b>26 Gauge</b>		
4"	4X526	21.49
5"	5X526	23.73
6"	6X526	24.06
7"	7X526	29.19
8"	8X526	31.41
9"	9X526	38.68
10"	10X526	39.47
12"	12X526	46.24
14"	14X526	55.80
16"	16X526	71.00
18"	18X526	114.35
<b>28 Gauge</b>		
4"	4X528	19.66
8"	8X528	53.25
10"	10X528	51.92
<b>30 Gauge</b>		
3"	3X530	12.64
4"	4X530	12.64
5"	5X530	13.64
6"	6X530	13.64
7"	7X530	18.22
8"	8X530	21.63
10"	10X530	30.03
12"	12X530	32.32
<b>10' Length • Part No. SL120</b>		
<b>30 Gauge</b>		
4"	4X1030	22.23
5"	5X1030	27.30
6"	6X1030	27.30
7"	7X1030	36.43

## Elbow

Part No. 90



SIZE	STOCK NO	EACH
<b>24 Gauge</b>		
5"	524L	14.01
6"	624L	14.01
7"	724L	20.65
8"	824L	21.44
9"	924L	22.30
10"	1024L	26.88
12"	1224L	32.25
14"	1424L	45.94
16"	1624L	66.61
18"	1824L	83.21
20"	2024L	102.69
<b>26 Gauge</b>		
4"	426L	5.72
5"	526L	7.87
6"	626L	8.22
7"	726L	9.02
8"	826L	9.44
9"	926L	16.77
10"	1026L	17.12
12"	1226L	20.69
14"	1426L	26.79
<b>28 Gauge</b>		
3"	328L	5.42
4"	428L	5.42
5"	528L	6.68
7"	728L	15.39
8"	828L	11.21
10"	1028L	14.76
<b>30 Gauge</b>		
3"	330L	3.81
4"	430L	3.81
5"	530L	4.44
6"	630L	4.44
7"	730L	6.26
8"	830L	7.17
9"	930L	13.92
10"	1030L	14.76

## Tee Joint

Part No. 54



SIZE	STOCK NO	EACH
<b>24 Gauge</b>		
6"	624T	33.44
7"	724T	36.81
8"	824T	40.94
10"	1024T	49.42
<b>26 Gauge</b>		
3"	326T	24.41
4"	426T	24.78
5"	526T	25.64
6"	626T	31.20
7"	726T	36.13
8"	826T	37.79
10"	1026T	46.36
12"	1226T	55.65
14"	1426T	73.03
16"	1626T	80.83

## Air Flow Joint

Part No. 52 - Tee Wye



SIZE	STOCK NO	EACH
8x6x6"	8X6X6TY	39.49

## Water Heater Fittings

SIZE	STOCK NO	EACH
<b>Part No. 490 - 90° Tee</b>		
6x6x5"	6X6X5T	44.70
<b>Part No. 52 - 45° Tee</b>		
5x4x4"	5X4X4WHT	24.22

## Straight Perimeter Boot

Part No. 27R

SIZE	STOCK NO	EACH
2 1/4 x 10 x 5"	P52105	12.92
2 1/4 x 10 x 6"	P52106	11.35
2 1/4 x 12 x 5"	P52125	12.92
2 1/4 x 12 x 6"	P52126	8.64
2 1/4 x 14 x 6"	P52146	15.53
4 x 10 x 5"	P54105	10.56
4 x 10 x 6"	P54106	9.11
4 x 10 x 7"	P54107	12.24
4 x 12 x 6"	P54126	9.67
4 x 12 x 7"	P54127	12.38
4 x 12 x 8"	P54128	12.71
4 x 14 x 7"	P54147	14.41
4 x 14 x 8"	P54148	14.41
6 x 10 x 6"	P56106	21.16
6 x 12 x 6"	P56126	14.41

## 90° Angle Perimeter Boot

Part No. 24R

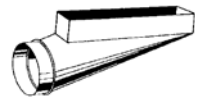
SIZE	STOCK NO	EACH
2 1/4 x 10 x 5"	P132105	12.92
2 1/4 x 10 x 6"	P132106	10.32
2 1/4 x 12 x 5"	P132125	13.50
2 1/4 x 12 x 6"	P132126	8.64
2 1/4 x 12 x 7"	P132127	13.50
2 1/4 x 14 x 6"	P132146	14.41
4 x 8 x 6"	P13486	15.55
4 x 10 x 5"	P134105	9.41
4 x 10 x 6"	P134106	9.11
4 x 10 x 7"	P134107	12.24
4 x 12 x 5"	P134125	14.32
4 x 12 x 6"	P134126	9.67
4 x 12 x 7"	P134127	12.38
4 x 12 x 8"	P134128	12.71
4 x 14 x 7"	P134147	14.41
4 x 14 x 8"	P134148	14.41

**With 8" Reinforced Wing**

4 x 10 x 6"	4X10X6ANPEBOW8	29.68
-------------	----------------	-------

## Center Perimeter Boot

Part No. 28R



SIZE	STOCK NO	EACH
2 x 10 x 4"	P172104	13.34
2 1/4 x 10 x 5"	P172105	13.34
2 1/4 x 10 x 6"	P172106	12.31
2 1/4 x 12 x 5"	P172125	13.83
2 1/4 x 12 x 6"	P172126	10.14
2 1/4 x 12 x 7"	P172127	17.68
2 1/4 x 14 x 6"	P172146	14.41
4 x 10 x 4"	P174104	13.57
4 x 10 x 5"	P174105	9.41
4 x 10 x 6"	P174106	9.11
4 x 12 x 6"	P174126	9.67
4 x 12 x 7"	P174127	12.38
4 x 12 x 8"	P174128	14.81
4 x 14 x 7"	P174147	14.90
4 x 14 x 8"	P174148	14.90

**Right End Boot • Part No. 28RR**

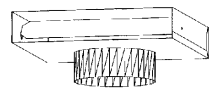
2 1/4 x 12 x 5"	P17R2125	14.13
2 1/4 x 12 x 6"	P17R2126	9.83
4 x 10 x 6"	P17R4106	12.10
4 x 12 x 6"	P17R4126	12.49

**Left End Boot • Part No. 28RL**

2 1/4 x 12 x 5"	P17L2125	14.13
2 1/4 x 12 x 6"	P17L2126	9.83
4 x 10 x 6"	P17L4106	12.10
4 x 12 x 6"	P17L4126	12.49

## Toe-Kick Boot with Damper

No. TK-226D



SIZE	STOCK NO	EACH
2 1/4 x 12 x 6"	214X12X6BOWD	37.67

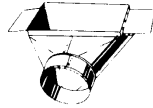


# Southwark Duct Pipe and Fittings <sup>(29)</sup>

southwarkmetal.com

## Basement Boot

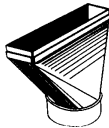
Part No. PH5



SIZE	STOCK NO	EACH
4x10x6"	PB13406	23.26
4x12x6"	PB13426	29.61
6x10x6"	PB13606	18.05
<b>8" Reinforced Wing • Part No. 28RWE</b>		
4x10x6"	PB13406W8	30.97

## Straight Stack Boot

Part No. 27



SIZE	STOCK NO	EACH
2 1/4 x 12 x 6	.52126	14.39
3 1/4 x 10 x 5	.53105	18.75
3 1/4 x 10 x 6	.53106	12.66
3 1/4 x 10 x 7	.53107	19.36
3 1/4 x 12 x 6	.53126	13.99
3 1/4 x 12 x 7	.53127	19.48

## 90° Stack Boot

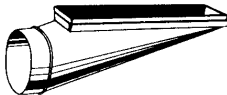
Part No. 24



SIZE	STOCK NO	EACH
2 1/4 x 10 x 5	.132105	18.75
2 1/4 x 10 x 6	.132106	14.74
2 1/4 x 12 x 6	.132126	14.39
3 1/4 x 10 x 6	.133106	14.39
3 1/4 x 10 x 7	.133107	19.36
3 1/4 x 12 x 6	.133126	14.39
3 1/4 x 12 x 7	.133127	21.44

## End Stack Boot

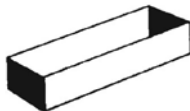
Part No. 28



SIZE	STOCK NO	EACH
2 1/4 x 10 x 6	.172106	16.40
2 1/4 x 12 x 6	.172126	14.60
3 1/4 x 10 x 6	.173106	14.60
3 1/4 x 10 x 7	.173107	19.06
3 1/4 x 12 x 6	.173126	17.00
3 1/4 x 12 x 7	.173127	22.00

## Straight Boot Extension

Part No. PHEXT



SIZE	STOCK NO	EACH
2 1/4 x 12	.33212	12.07
3 1/4 x 10	.33310	7.61

## Ceiling Diffuser Box

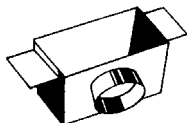
Part No. 72WF



SIZE	STOCK NO	EACH
6 x 8"	6X8CEBO	59.46

## Ceiling Register Head

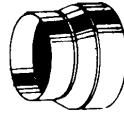
Part No. 20H



SIZE	STOCK NO	EACH
10 x 6 x 6	.201066	23.19
12 x 6 x 6	.201266	37.74

## Tapered Reducer/Incraser

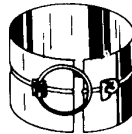
Part No. 58 - No Crimp



SIZE	STOCK NO	EACH
4x3	.4X3RI	7.96
5x3	.5X3RI	9.48
6x3	.6X3RI	9.48
5x4	.5X4RI	9.48
6x4	.6X4RI	9.48
8x4	.8X4RI	15.86
6x5	.6X5RI	9.48
7x5	.7X5RI	11.09
8x5	.8X5RI	15.86
10x5	.10X5RI	34.80
7x6	.7X6RI	11.09
8x6	.8X6RI	15.86
9x6	.9X6RI	19.36
10x6	.10X6RI	19.36
12x6	.12X6RI	20.60
8x7	.8X7RI	15.86
9x7	.9X7RI	19.36
10x7	.10X7RI	19.36
9x8	.9X8RI	19.36
10x8	.10X8RI	19.36
12x8	.12X8RI	20.60
10x9	.10X9RI	19.36
12x9	.12X9RI	20.60
12x10	.12X10RI	20.60
14x10	.14X10RI	25.78
14x12	.14X12RI	25.78
16x10	.16X10RI	32.42
16x12	.16X12RI	32.42
16x14	.16X14RI	32.42
18x10	.18X10RI	61.00
18x12	.18X12RI	47.04
18x14	.18X14RI	47.04
18x16	.18X16RI	47.04
<b>Part No. 58_CR - Small End Crimped</b>		
6x4"	6X4RISEC	26.62

## Drawband

Part No. S75




SIZE	STOCK NO	EACH
5"	.5DRBA	10.46
6"	.6DRBA	8.80
7"	.7DRBA	10.65
8"	.8DRBA	11.96

## Connector

SIZE	STOCK NO	EACH
6"	.6S5DRBA	12.87

## Plain Cap

Part No. 55



SIZE	STOCK NO	EACH
3"	.3PLCA	11.96
4"	.4PLCA	10.11
5"	.5PLCA	11.96
6"	.6PLCA	11.02
7"	.7PLCA	12.24
8"	.8PLCA	12.49
9"	.9PLCA	15.09
10"	.10PLCA	18.05
12"	.12PLCA	18.82
14"	.14PLCA	25.95
16"	.16PLCA	29.82
18"	.18PLCA	57.50

## Round Damper

Part No. 44



SIZE	STOCK NO	EACH
5"	.5RODA	7.59
6"	.6RODA	2.61
7"	.7RODA	11.12
8"	.8RODA	3.17

## Durodyne Quadrant Damper WITH HARDWARE

SIZE	STOCK NO	EACH
3/8"	.38QUDAS	18.35
1/2"	.12QUDAS	20.90

## "Rapid" Regulators

8085—RS2562 R. bearings, 1 wash handle and wing nut. Packed 10 Per Package

STOCK NO	BOX
RS256	51.16

## SM3-12 Multi-Cut Hole Cutter

Cuts 2"—12" diameter.

STOCK NO	EACH
MUCUHOUCU	109.86
MB-316 Replacement Bit	
REBI	41.50
MC-12 Pivot Pin	
MC12	8.97
MC-13 Pivot Pin Nut	
MC13	9.20

## Dryer Box

- Saves space, saves energy, reduces fire hazard
- 22 ga aluminized steel (safe, rigid, rust free, paintable)
- Tapered bottom provides room for anchor bolt
- 21" high x 12" wide, 4 1/4" depth from nailing flange

Box only • Part No. DVB


FOR WALL DEPTH	STOCK NO	BOX
4"	.4DRBO	65.60
6"	.6DRBO	65.60

## CounterFlow Dryer Box

WALL SIZE	STOCK NO	EACH
4"	.4CFDRBO	65.60
6"	.6CFDRBO	65.60

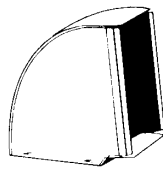
## Dryer Box Elbow DE-104

SIZE	STOCK NO	EACH
4"	.DRYELL	47.74



## Wall Stack

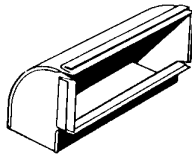
SIZE	STOCK NO	EACH
<b>24" Length • Part No. WSJ24</b>		
2 1/4 x 10	20021024	20.46
2 1/4 x 12	20021224	22.75
3 1/4 x 10	20031024	12.78
3 1/4 x 12	20031224	23.78
3 1/4 x 14	20031424	27.56
<b>48" Length • Part No. WSJ48</b>		
2 1/4 x 12	20021248	66.80



## 90° Longway Stack Elbow

Part No. WS14

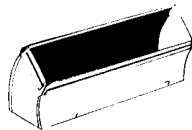
SIZE	STOCK NO	EACH
3 1/4 x 10	290310	42.18



## 90° Shortway Stack Elbow

Part No. WS16

SIZE	STOCK NO	EACH
2 1/4 x 12	216212	20.86
3 1/4 x 10	216310	20.13
3 1/4 x 12	216312	21.91



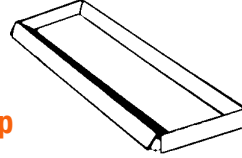
## 45° Shortway Stack Angle

Part No. WS15

SIZE	STOCK NO	EACH
2 1/4 x 12	206212	19.81
3 1/4 x 10	206310	17.98



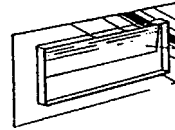
For duct tapes see page 828



## Stack End Cap

Part No. WS21

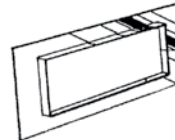
SIZE	STOCK NO	EACH
2 1/4 x 12"	214X12STENCA	14.39



## Wall Register Frame with Damper

Part No. 31D

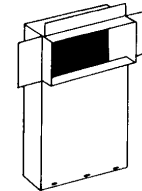
SIZE	STOCK NO	EACH
12x6	24FD126	19.13
14x6	24FD146	11.14
30x6"	24FD306	21.65



## Wall Register Frame LESS Damper

Part No. 31

SIZE	STOCK NO	EACH
14x6	24F146	7.15
30x6"	24F306	17.38



## Register Head

Part No. WS

SIZE	STOCK NO	EACH
2 1/4 x 10-10x6	26210106	35.08
2 1/4 x 12-12x6	26212126	42.09
3 1/4 x 10-10x6	26310106	40.78
3 1/4 x 12-12x6	26312126	43.77

## 5' Plaster Guard

STOCK NO	EACH
60PLAST	18.26

## Furnace Leg

STOCK NO	EACH
FURLEG	1.18

## Duct Hanger

STOCK NO	EACH
DHMINI	.20

## Bassett Square Duct Hanger

SIZE	STOCK NO	EACH
8"	BH38BASQHA	.68
9"	BH39BASQHA	.75
10"	BH10	.93

## Pipe Bracket

STOCK NO	EACH
HNGRPRO	1.63

## Basset Galvanized Pipe Brackets

Barbed tips with built-in hammer guide. Adjustable to the correct width with one Hand.

DESCRIPTION	STOCK NO	EACH
Adjustable 12-19"	A125	1.65
Adjustable 19-26"	E125G	2.06

## Basset Galvanized "Tab" Brackets

Screw tabs for use with manufactured joists. Quickly adjusts to the correct width with one hand.

DESCRIPTION	STOCK NO	EACH
<b>LESS Screws</b>		
Adjustable Tab 12-19"	AT150	1.70
<b>WITH Screws</b>		
Adjustable Tab 12-19"	ATS125	1.94
Adjustable 19-26"	ETS125G	2.33

## Basset Pipe Hanger

For fast and easy installation of round 5" and 6" pipes.

STOCK NO	EACH
BH2BAHA	.98

## Basset Duct Strap

After tapping barbed end into joist, fasten to duct with sheet metal screw, drill screw or pop rivet. Jobs look neater, stay put longer and go up faster. Can be used on any size duct.

STOCK NO	EACH
DS3BADUST	.43



# Southwark Duct Pipe and Fittings <sup>(29)</sup>

southwarkmetal.com

## Oval

### Oval Pipe



SIZE	STOCK NO	EACH
5x60"	5X60OV	32.46
6x60"	6X60OV	16.54
6x100"	6X100OV	27.77
6x113"	6X113OV	30.99
6x120"	6X120OV	36.69
7x60"	7X60OV	20.20
7x100"	7X100OV	32.81
7x113"	7X113OV	37.39
8x60"	8X60OV	31.48
8x100"	8X100OV	52.43

### Round To Oval Straight Boot



Part No. 127

SIZE	STOCK NO	EACH
5"	5OVRDBO	23.68
6"	6OVRDBO	11.40
7"	7OVRDBO	18.82
8"	8OVRDBO	23.21

### Round To Oval End Boot



Part No. 106

SIZE	STOCK NO	EACH
5"	5OVRDENBO	40.08
6"	6OVRDENBO	20.48
7"	7OVRDENBO	26.02
8"	8OVRDENBO	30.57

### Oval To Oval End Boot



Part No. 128

SIZE	STOCK NO	EACH
6"	6OVOENBO	37.32
7"	7OVOENBO	43.49
8"	8OVOENBO	36.27

### Vertical 45° Angle



Part No. 115

SIZE	STOCK NO	EACH
6"	6OVVEAN	7.66
7"	7OVVEAN	10.11
8"	8OVVEAN	13.76

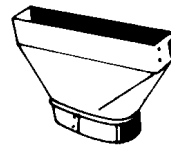
### Flat 45° Angle



Part No. 113

SIZE	STOCK NO	EACH
6"	6OVFLAN	12.07
7"	7OVFLAN	20.13
8"	8OVFLAN	22.16

### Straight Register Boot



Part No. 127R

SIZE	STOCK NO	EACH
6x2 1/4 x 12"	6X214X12OVSTREBO	44.82

### Straight Register Box



Part No. 355

SIZE	STOCK NO	EACH
6x2 1/4 x 12"	6X214X12OVSTREBOX	19.24

### Round To Oval 90° Boot



Part No. 124

SIZE	STOCK NO	EACH
5"	5OVRD90BO	23.68
6"	6OVRD90BO	12.10
7"	7OVRD90BO	15.09
7" Oval x 6" Rd.	7X6OVRD90BO	20.04
8"	8OVRD90BO	17.82

### Vertical 90° Elbow



Part No. 116

SIZE	STOCK NO	EACH
6"	6OVVEL	7.66
7"	7OVVEL	10.28
8"	8OVVEL	15.30

### Flat 90° Elbow



Part No. 114

SIZE	STOCK NO	EACH
5"	5OVFLL	17.61
6"	6OVFLL	19.52
7"	7OVFLL	29.19
8"	8OVFLL	29.17

### Stackhead



Part No. 110

SIZE	STOCK NO	EACH
4x12x5"	4X12X5OVST	24.45
4x10x6"	4X10OVST	23.43
4x12x6"	4X12OVST	23.43
6x10x6"	6X10OVST	18.45
6x12x6"	6X12OVST	20.48
6x14x6"	6X14OVST	33.51
6x10x7"	7X10OVST	21.95
6x12x7"	7X12OVST	23.94
6x14x7"	7X14OVST	23.71
6x12x8"	8X12OVST	43.16
6x14x8"	8X14OVST	43.16

## THERMOPAN



### Return Air Panning

Two metalized sides with recycled insulation between. Comes with preformed attached headers, precision diecut and scored for easy install. Staples easily and quickly to floor joists.

SIZE	STOCK NO	EACH
16 x 48"	16X48JOPA	6.39
19 1/2 x 48"	1912X48JOPA	7.83
24 x 48"	24X48JOPA	9.74

### Standard Header

SIZE	STOCK NO	EACH
16 x 12"	16X12JOHE	4.08

### I-Joist Header

SIZE	STOCK NO	EACH
16 x 19"	16X19JOHE	8.18

### Thermo-O-Clean Filtered Return Air Frame



Allows air to flow through but stops dust and dirt from entering. Remove filter before installing grille. Must be level. 36"x6" is equal to (2) 14"x6".

STOCK NO	EACH
30X6RAFRFI	8.41

### Windowed Supply Floor Frames



Air boot frame with clear film allows for sealing supply duct during installation. Prevents dirt from penetrating the duct system.

SIZE	STOCK NO	EACH
2 1/4 x 10"	2X10SUFR	3.05
2 1/4 x 12"	2X12SUFR	3.29
4 x 10"	4X10SUFR	3.16
4 x 12"	4X12SUFR	3.39

### Thermo-Pan Accessories



#### Joist Panning Connector

SIZE	STOCK NO	EACH
16"	16JOPACO	1.18
19 1/2"	1912JOPACO	1.49

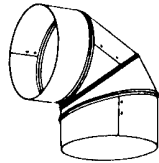
### Button-Lok Hanger



SIZE	STOCK NO	EACH
2" x 100'	TBL2X100	96.63



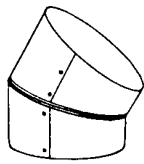
## PVC Coated Galvanized



### 90° Elbow

No 520

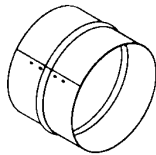
SIZE	GAUGE	STOCK NO	EACH
6"	26	6PVAIDUL	30.83
8"	26	8PVAIDUL	46.57
10"	24	10PVAIDUL	63.75
12"	24	12PVAIDUL	94.77



### 45° Elbow

No 530

SIZE	GAUGE	STOCK NO	EACH
6"	26	6PVAIDU45L	17.84
8"	26	8PVAIDU45L	26.68
10"	24	10PVAIDU45L	39.31
12"	24	12PVAIDU45L	55.36



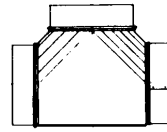
### Coupling

No 533

SIZE	STOCK NO	EACH
6"	6PVAIDUC	14.60
8"	8PVAIDUC	18.98



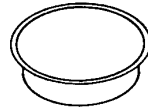
**For duct tapes see page 828**



### Tee

No 550

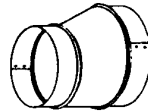
SIZE	STOCK NO	EACH
8"	8PVAIDUT	68.26
10"	10PVAIDUT	74.10
12"	12PVAIDUT	106.98



### Cap

No 560

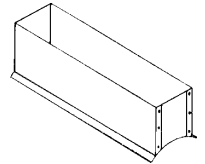
SIZE	STOCK NO	EACH
6"	6PVAIDUCAP	38.78
8"	8PVAIDUCAP	44.99
10"	10PVAIDUCAP	53.50
12"	12PVAIDUCAP	65.80



### Tapered Reducer

No 581

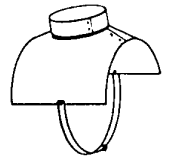
SIZE	STOCK NO	EACH
8x6	8X6PVAIDUR	51.00
10x6	10X6PVAIDUR	62.55
10x8	10X8PVAIDUR	62.55
12x8	12X8PVAIDUR	85.17
12x10	12X10PVAIDUR	85.17



### Register Saddle

No 501

SIZE	STOCK NO	EACH
2 1/4 x 12 x 6	214X12X6PVAIDURES	29.41
4 x 12 x 6	4X12X6PVAIDURES	33.31



### Saddle Tee

No 599

SIZE	STOCK NO	EACH
6" on 8"	6X8PVAIDUSAT	32.10
8" on 10"	8X10PVAIDUSAT	35.03



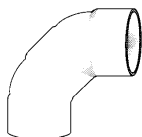
# PVC Air Duct Pipe and Fittings (27a)

## Solid PVC



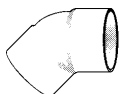
### Air Duct Pipe

SIZE	O.D.	I.D.	STOCK NO	FOOT
6"	6.14"	5.988"	6PVAIDU	10.72
8"	8.16"	7.958"	8PVAIDU	16.45
10"	10.20"	9.948"	10PVAIDU	25.43
12"	12.24"	11.938"	12PVAIDU	36.69
14"	14.32"	13.97"	14PVAIDU	55.05



### 90° Elbows

SIZE	STOCK NO	EACH
6"	6PVAIDUSOL	117.97
8"	8PVAIDUSOL	152.58
10"	10PVAIDUSOL	171.26
12"	12PVAIDUSOL	208.83
14"	14PVAIDUSOL	353.31



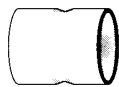
### 45° Elbows

SIZE	STOCK NO	EACH
6"	6PVAIDUSO45L	59.41
8"	8PVAIDUSO45L	81.24
10"	10PVAIDUSO45L	105.07
12"	12PVAIDUSO45L	123.78
14"	14PVAIDUSO45L	183.32



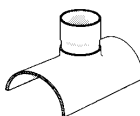
### Tees

SIZE	STOCK NO	EACH
8"	8PVAIDUSOT	175.25
10"	10PVAIDUSOT	249.29
12"	12PVSOAIDUT	296.80



### Couplings

SIZE	STOCK NO	EACH
8"	8PVAIDUSOC	65.35
10"	10PVAIDUSOC	80.98
12"	12PVAIDUSOC	110.44



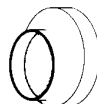
### Saddle Tees

SIZE	STOCK NO	EACH
6 on 8"	68PVAIDUSOSAT	47.68
6 on 10"	610PVAIDUSOSAT	108.18
6 on 14"	614PVAIDUSOSAT	247.53
8 on 10"	810PVAIDUSOSAT	114.25
6 on 12"	612PVAIDUSOSAT	136.08
8 on 12"	812PVAIDUSOSAT	142.13



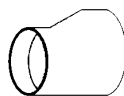
### End Caps

SIZE	STOCK NO	EACH
6"	6PVAIDUSOCAP	33.21
8"	8PVAIDUSOCAP	46.83
10"	10PVAIDUSOCAP	61.79
12"	12PVAIDUSOCAP	110.62



### Standard Reducer

SIZE	STOCK NO	EACH
12x8"	12X8PVAIDUSOSTRE	181.52



### Tapered Reducer

SIZE	STOCK NO	EACH
8x6"	8X6PVAIDUSOTARE	95.99
10x8"	10X8PVAIDUSOTARE	110.64
12x10"	12X10PVAIDUSOTARE	118.08
14x12"	14X12PVAIDUSOTARE	222.03

## Black Max

Plastic duct fittings for under slab heating and air conditioning



### 90°/45° Elbows

(cut in half for 45°)

SIZE	STOCK NO	EACH
6"	6BLAIDUL	58.07
8"	8BLAIDUL	68.81
10"	10BLAIDUL	92.86
12"	12BLAIDUL	98.00



### Register Boot Box

SIZE	STOCK NO	EACH
4x10x6"	4X10X6BLAIDUREBOX	70.57
4x12x6"	4X12X6BLAIDUREBOX	74.11
4x14x8"	4X14X8BLAIDUREBOX	77.35



### Saddle Boot

SIZE	STOCK NO	EACH
<b>For 6"-16" pipe</b>		
4 x 10"	4X10X6BLAIDUSA	45.04
4 x 12"	4X12x8BLAIDUSA	54.37
2 1/4 x 12"	214X12x8BLAIDUSA	60.47



### IPS Weld-On 600 Plastic Adhesive

Can be used for polyethylene fittings to PVC pipe for HVAC duct applications. There should be no undue stress on joints during set and cure. Clear color.

SIZE	STOCK NO	EACH
Quart	.QT AIDUCE	83.11





### Metalized Reinforced Insulated Flexible Duct

- Galvanized spring steel wire helix
- Completely encapsulated within two layers of tough polyester film
- This core is then wrapped with a thick blanket of energy-saving fiberglass insulation and covered by a protective vapor barrier of metalized polyester

SIZE	STOCK NO	EACH
<b>R-8 insulation rating-25'</b>		
3"	3X25REINDUR8	79.10
4"	4X25REINDUR8	79.10
5"	5X25REINDUR8	85.62
6"	6X25REINDUR8	89.88
7"	7X25REINDUR8	101.02
8"	8X25REINDUR8	110.38
10"	10X25REINDUR8	132.19
12"	12X25REINDUR8	162.76
14"	14X25REINDUR8	193.28
<b>R-4.2 insulation rating-25'</b>		
4"	UPC0304	47.55
5"	UPC0305	55.31
6"	UPC0306	62.48
7"	UPC0307	68.38
8"	UPC0308	74.05
9"	UPC0309	83.62
10"	UPC03010	92.92
12"	UPC03012	112.55
14"	UPC03014	136.44
16"	UPC03016	160.49
18"	UPC03018	185.92



**For duct tapes see page 828**



### Uninsulated Flexible Duct

- Constructed of multiple plies of aluminum foil and polyester film encapsulating a high carbon steel wire helix to form an impervious, flame resistant air connector
- For low to medium pressure HVAC applications
- UL rated velocity: 4000 F.P.M.
- Temperature range -20°F to 180°F

SIZE	STOCK NO	EACH
3"	3X25UNDU	35.87
4"	4X25UNDU	37.85
5"	5X25UNDU	45.63
6"	6X25UNDU	50.73
7"	7X25UNDU	58.28
8"	8X25UNDU	66.27
10"	10X25UNDU	83.66
12"	12X25UNDU	104.13
14"	14X25UNDU	126.41

### System 6000 R4.2 Slip-on Insulating Sleeves

- For fast, economical installation on roundmetal pipe.
- 1" fiberglass insulation blanket and a polyethylene vapor barrier in convenient 5' sections
- Sized to fit standard sheetmetal pipe diameters

SIZE	STOCK NO	EACH
4"	4X5INSL	14.85
5"	5X5INSL	16.24
6"	6X5INSL	17.31
7"	7X5INSL	18.77
8"	8X5INSL	20.48
10"	10X5INSL	25.66
12"	12X5INSL	31.79
14"	14X5INSL	40.88

### R-8 Slip-on Insulating Sleeves

No. UPC011.

SIZE	STOCK NO	EACH
4"	4X5INSLR8	19.71
5"	5X5INSLR8	21.32
6"	6X5INSLR8	22.41
8"	8X5INSLR8	27.45

### Metalized Reinforced Insulated Flexible Duct No MHP50

- Constructed around 10" core.
- Galvanized spring steel wire helix.
- Completely encapsulated within two layers of tough polyester film.
- This core is then wrapped with a thick blanket of energy-saving fiberglass insulation and covered by a protective vapor barrier of metalized polyester.

#### R-4 insulation rating-50'

SIZE	STOCK NO	EACH
4"	4X50REINDU	99.43
5"	5X50REINDU	115.65
6"	6X50REINDU	130.67
7"	7X50REINDU	142.98
8"	8X50REINDU	154.79
10"	10X50REINDU	194.29



# Flex Duct Pipe and Fittings (27)

*durodyne.com*

## Dyn-O-Tie Gun



	STOCK NO	EACH
8229 DIT-2	8229INTO	85.92

## Dyn-O-Ties



SIZE	STOCK NO	EACH
36"	8322DUTI	.52
48"	8323DUTI	1.33

Note: 7" Cable Ties Located on Page 649

## DS100 Shurstrap™ Duct Hanging Strap



Lightweight, strong and durable, while providing excellent tensile strength. Resists aging, corrosion, abrasion, chemical and mildew. Easy to use.

SIZE	STOCK NO	EACH
1 3/4" x 260'	2DUST	8.38


## Duroseal® Duct Sealer



For sealing air handling systems, up to 15 w.g., UL181B-M listed. Exceeds all SMACNA pressure and sealing classes. For low, medium and high pressure duct systems, indoor and outdoor use.

No. 5233/5231

SIZE	STOCK NO	EACH
1/10 Gal. Cartridge	DD5233	6.83
Gallon	DD5231	28.62



## Coiled Duro Strap

Galvanized hanging strap, 30 Gauge.

SIZE	STOCK NO	EACH
1 1/2" x 100'	DD13167	63.36

## Bramec Metal Duct Strap

Sioux Falls Code Approved, 24 Gauge.

SIZE	STOCK NO	EACH
1" x 100'	BR14309	44.73

## Gasketing

SIZE	STOCK NO	PER FOOT
<b>No. 21042 Butyl Gasket</b>		
25' Minimum	DD21042	.43
<b>No. 21043 Neoprene Gasket</b>		
50' Minimum	DD21043	.89



## Dyn-O-Loc DOMRL12

Tie rods can support duct sizes over 48" Insert into the ends of the hollow tie rods to provide a means of attaching the rods to the duct Tested to withstand over 1900 lbs.

SIZE	STOCK NO	EACH
1/2"	DD21097	455.10

## Looped Cable with Dyna-Tite Lock Kit



Includes Wire rope with pre-looped cable end. The remaining wire rope "drop" is passed through a channel in the Dyna-Tite Cable Lock Kit provided

SIZE	SAFE LOAD	STOCK NO	EACH
5', 1 1/2" Loop	25-150 lbs.	DD31085	13.29
25', 2" Loop	25-250 lbs.	DD30196	28.80

**Speed Link Cable Supports**  
see page 1503

## 90° Eyelets & Cable Assembly



Zinc plated Dyna-Tite 90° Eyelet swaged to the wire rope cable with a hydraulic press.

Safe Working Load 25-150 lbs.  
Use CL12 Cable Locks (Stock No DD30351)

EYELET SIZE	CABLE LENGTH	STOCK NO	EACH
1/4"	10'	DD30145	9.06

## Dyn-O-Mate "J" Flange

DOMJ Flange - 20 Gauge Steel

SIZE	STOCK NO	EACH
12 ft.	DD21234	58.09
20 ft.	DD21230	96.82

## DDJ Corner

For use with DOMJ Flange.  
12 Gauge Steel • Nuts/Bolts Sold Separately.

ITEM NO.	STOCK NO	EACH
21240	DD21240	1.99

## Dyna-Tite Bracket

Used with rectangular ductwork and equipment with pre-assembled cable lock

STOCK NO	EACH
DD30361	6.94

## Dyn-O-Wrap Puncture Resistant

Light Blue Tint, UV Resistant, Waterproof.

SIZE	STOCK NO	EACH
24" x 200'	DD13382	88.57
36" x 200'	DD13386	124.55

## Dyn-O-Mate Cleats

Metal Quad Cleat

For use with "J" Flange, TDC, TDF and TDY Connections • 22 Gauge Steel

SIZE	STOCK NO	EACH
6"	DD21259	.70

## Duct Fabric

Neoprene

TDC/TDF Black Woven Fiberglass with Neoprene Coating. UL Classified R4462

4" Metal x 4" Fabric x 4" Metal

LENGTH	STOCK NO	EACH
100'	DD10211	748.96

## TDC Corner

For use in corner insertion machines.  
16 Gauge Steel • Nuts/Bolts Sold Separately.

ITEM NO.	STOCK NO	EACH
<b>DDCS • STACKABLE</b>		
21245	DD21245	1.38
<b>DOMC • NON-STACKABLE</b>		
21254	DD21254	.98

## Dyna-Tite

Cable Locks

CABLE SIZE	STOCK NO	EACH
3/16" (CL23)	DD30350	12.47
3/32" (CL12)	DD30351	5.50
1/8" (CL18)	DD30354	8.67

## Dyna-Tite

Cable Lock Wire Rope

SIZE	STOCK NO	EACH
3/32" x 500' (WC3)	DD30202	288.53
1/8" x 500' (WC4)	DD30204	323.59

## Hollow Turning Vaness & Rails

SIZE	STOCK NO	EACH
<b>10' Turning Vanes</b>		
2" 26ga.	DD13203	42.41
4" 24ga.	DD13207	82.69
<b>10' Vane Rails</b>		
2" 22ga.	DD13300	41.00
4" 22ga.	DD13302	61.84

# Duct Board and Accessories (27)

## Duct Board

Made from resin-bonded fibrous glass in rigid boards, adhered to a tough, flame-retardant foil facing.

SIZE	STOCK NO	EACH
1"x48"x120'	48X120DB	199.53

## Duct Liner

SIZE	STOCK NO	EACH
1/2"x48"x100' (R-2.4)	12DULI	712.89
1"x47"x100' (R-4.3)	1DULI	866.87
2"x47"x50' (1.5-PFC)	2DULI	814.28

## Outside Wrap R-4.2

SIZE	STOCK NO	EACH
1 1/2"x48"x100'	112DUWR	370.87

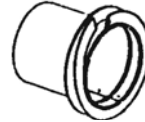
## Tri-Star Duct Wrap

R-8 • 3" x 50' • 3/4#

STOCK NO	EACH
350R8DUWR	346.96

(29)

## "Twist-Lok" Fitting



No. 90

SIZE	STOCK NO	EACH
6"	6TWLO	15.72
8"	8TWLO	16.82

(29)


## Plain Ductboard Take-off



No. 89

SIZE	STOCK NO	EACH
6"	6PLDUTAO	9.93
8"	8PLDUTAO	12.64
10"	10PLDUTAO	16.49


## Spotter Pins



1000 Pack

LENGTH	STOCK NO	EACH
1/4"	SPPI	70.82

## Spotter Clips




PC-1

1/4" Square—(1000 Pack)

STOCK NO	EACH
SPCL	119.67

## Self-Adhesive Hangers



With PC-1 Washers

SIZE	STOCK NO	EACH
3/4"	34SEADHA	74.05
1 1/4"	114SEADHA	76.09

## "GRIP LOC" seam



Black Excelon, Metal Fab—24 Gauge Galv.  
3" Metal, 3" Fabric, 3" Metal


DESCRIPTION	STOCK NO	EACH
100' Roll	MBX4100	525.72

## "GUARD LOC" seam

Black Excelon, Junior Connector—28 Gauge  
1 3/4" Metal, 3" Fabric, 1 3/4" Metal

DESCRIPTION	STOCK NO	EACH
100' Roll	JBX100	406.89
Cut-to-Measure		
Per Foot	FTJBX	4.07





### Return Air Grille


1050 Series - Soft White  
 1/2" spacing dual angular louvers.  
 Vision-proof louvers when installed  
 in high or low sidewall positions.

SIZE	STOCK NO	EACH
8x4"	SH105084	13.15
8x8"	SH105088	16.92
10x6"	SH1050106	8.34
10x8"	SH1050108	20.40
10x10"	SH10501010	25.66
12x4"	SH1050124	20.83
12x6"	SH1050126	9.42
12x8"	SH1050128	21.32
12x10"	SH10501210	28.73
12x12"	SH10501212	30.40
14x6"	SH1050146	7.59
14x8"	SH1050148	12.08
14x10"	SH10501410	30.40
14x12"	SH10501412	34.44
14x14"	SH10501414	21.51
16x8"	SH1050168	25.66
16x10"	SH10501610	34.51
16x16"	SH10501616	46.93
18x18"	SH10501818	57.44
20x8"	SH1050208	30.06
20x20"	SH10502020	79.38
24x6"	SH1050246	18.32
24x8"	SH1050248	22.55
24x12"	SH10502412	50.00
24x14"	SH10502414	58.12
24x16"	SH10502416	65.99
24x24"	SH10502424	99.78
30x6"	SH1050306	16.84
30x8"	SH1050308	22.81
30x10"	SH10503010	58.77

### Return Air Grille

1033 Series - Soft White  
 1/3" spacing dual angular louvers.  
 Vision-proof louvers when installed  
 in high or low sidewall positions.

SIZE	STOCK NO	EACH
14x6"	SH1033146	24.14
30x6"	SH1033306	102.63



### 850 Series

#### Stamped 2-Way Diffuser

850 Series - Soft White  
 1/2" Fan-shaped louvers. Heavy construction.  
 Foam gasket. Steel Multi-shutter damper

SIZE	STOCK NO	EACH
8x4"	SH850084	13.44
8x8"	SH850088	32.09
10x4"	SH850104	10.68
10x6"	SH850106	11.50
12x4"	SH850124	11.70
12x6"	SH850126	12.42
12x8"	SH850128	34.58
14x6"	SH850146	15.42
14x8"	SH850148	21.85
16x8"	SH850168	43.64



### 3-Way Diffuser

845 Series - Soft White  
 For ceiling or sidewall applications.

SIZE	STOCK NO	EACH
10x6"	SH845106	31.12
12x6"	SH845126	33.13



### Perimeter Floor Diffuser

350 Series  
 Multi-degree louvers. Positive volume balance tab.  
 Heavy gauge cold-rolled steel.

SIZE	STOCK NO	EACH
<b>White</b>		
2x10"	SH350210W	10.10
2x12"	SH350212W	9.57
2x14"	SH350214W	23.03
4x8"	SH35048W	23.46
4x10"	SH350410W	12.16
4x12"	SH325412W	11.67
4x14"	SH350414W	27.45
<b>Tan</b>		
2x10"	SH350210T	10.10
2x12"	SH350212T	9.57
2x14"	SH350214T	23.03
4x8"	SH35048T	23.46
4x10"	SH350410T	12.16
4x12"	SH325412B	11.67
4x14"	SH350414T	27.45
<b>Bronze</b>		
2x12"	SH350212BRONZE	17.08
4x10"	SH350410BRONZE	19.97
4x12"	SH350412BRONZE	23.10



### Baseboard Diffuser

875 Series - White & Tan.  
 Lever operated multi-shutter damper.  
 3" deep x 5 1/2" high.

SIZE	STOCK NO	EACH
<b>White</b>		
15"	SH87515W	33.01
18"	SH87518W	24.94
24"	SH87524W	62.01
<b>Tan</b>		
15"	SH87515T	33.01
18"	SH87518T	24.94




### 955 Series

#### Adjustable Blade Baseboard

Soft White • Tamper Proof Screws.

SIZE	STOCK NO	EACH
14x6"	SH955146	99.85



### Floor Grille

1600 Series - Driftwood Tan  
 Honeycomb construction.

SIZE	STOCK NO	EACH
6x10"	SH1600610	44.75
6x12"	SH1600612	49.25
6x14"	SH1600614	53.72
6x24"	SH1600624	107.37
6x30"	SH1600630	129.81
8x12"	SH1600812	49.25
8x14"	SH1600814	58.17
8x24"	SH1600824	111.88
10x12"	SH16001012	58.17
12x14"	SH16001214	80.57

### Toe Space Grille

TS Series  
 heavy duty cold roll steel construction.

SIZE	STOCK NO	EACH
<b>White</b>		
2x12"	SHTS212W	9.98
<b>Tan</b>		
2x12"	SHTS212	9.98
2x14"	SHTS214	16.02
4x12"	SHTS412	16.02
<b>Bronze</b>		
2x12"	SHTS212BRONZE	10.48



### Baseboard Return Air Grille

1150 Series - White & Tan - 1/2" Spacing

SIZE	STOCK NO	EACH
<b>White</b>		
12x6"	SH1150126W	21.51
14x6"	SH1150146W	15.01
14x8"	SH1150148W	18.66
24x6"	SH1150246W	29.77
24x8"	SH1150248W	33.13
30x6"	SH1150306W	21.72
30x8"	SH1150308W	31.41
<b>Tan</b>		
14x6"	SH1150146T	15.01
14x8"	SH1150148T	23.22
24x6"	SH1150246T	29.77
30x6"	SH1150306T	23.49
30x8"	SH1150308T	39.06



### Baseboard Grille

1165 Series - Soft White

SIZE	STOCK NO	EACH
14x6"	SH1165146	81.46
30x6"	SH1165306	94.53





## Baseboard Return Air Grille

1133 Series - White & Tan - 1/3" Spacing

SIZE	STOCK NO	EACH
<b>White</b>		
14x6"	SH1133V146W	16.39
30x6"	SH1133V306W	28.27
<b>Tan</b>		
14x6"	SH1133V146B	16.39

## Step Down Round Diffuser

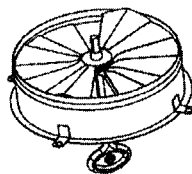
- 90 Series - Soft White
- All steel construction
- Foam gasket ensures tight air seal



SIZE	STOCK NO	EACH
6"	SH906	19.14
8"	SH908	22.74
10"	SH9010	43.35
12"	SH9012	58.31

## Bow-Tie Damper Assembly

- 91 Series
- All steel galvanneal construction
- Nylon rack and pinion gears
- Knob adjustment



SIZE	STOCK NO	EACH
6"	SH916	29.72
8"	SH918	36.71
10"	SH9110	64.67
12"	SH9112	82.98

## USR34 Universal Spiral Grille


- Double deflection adjustable blade grille
- Allows for 4-way airflow adjustment
- Galvanized steel construction
- High quality foam gasketing for tight seal



SIZE	STOCK NO	EACH
16 x 3"	SHUSR34FS163	118.84
16 x 6"	SHUSR34FS166	136.97
20 x 6"	SHUSR34FS206	145.52
24 x 6"	SHUSR34FS246	164.95

## Malco White Register Screws

PACK QTY.	STOCK NO	EACH
50 Pack	HW8X112ZW	9.49



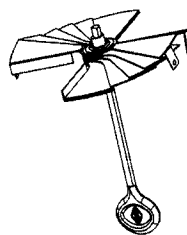
## T-Bar High Volume Diffuser

FTD Series - Soft White  
Fixed Louver T-Bar Diffuser.

SIZE	STOCK NO	EACH
6"	SHFTD6	77.21
8"	SHFTD8	77.21
10"	SHFTD10	77.21
12"	SHFTD12	77.21
14"	SHFTD14	77.21

## Bow-Tie Damper

BTD Series  
Field installation butterfly damper, Mill finish.  
**FOR USE WITH FTD SERIES ONLY.**



SIZE	STOCK NO	EACH
6"	SHBTD6	28.20
8"	SHBTD8	29.34
10"	SHBTD10	31.75
12"	SHBTD12	35.31
14"	SHBTD14	39.63

## T-Bar Lattice Filter Grille

TFG Series  
2' x 2' - soft white finish.




SIZE	STOCK NO	EACH
2' x 2'	SH600TFG	259.15

## Aluminum Lattice Return Air Grille T-Bar with Frame

- 1/2" x 1/2" x 1/2" Aluminum lattice
- T-Bar lay-in return air grille
- Extruded aluminum frame with signature line marks
- Lattice material 90% free area
- Square collar designed for 22" x 22" duct
- Rust resistant pre-coat; durable powder finish
- Soft White




SIZE	STOCK NO	EACH
1' x 2'	SH600T1X2	58.14
2' x 2'	SH600T2X2	104.73



## Perforated T-Bar Fiberglass Back Diffuser

111 Series  
2' x 2' - 22ga. steel perforated face.


SIZE	STOCK NO	EACH
2' x 2'	SH111	70.44



## Filter Grille

FG2 Series - Soft White  
For 1 or 2" thick standard filter (not included).  
Removable face. Hinged on long side.

SIZE	STOCK NO	EACH
20x14"	SHFG2014	116.57
20x16"	SHFG2016	134.70
20x20"	SHFG2020	136.63
25x14"	SHFG2514	141.90
25x16"	SHFG2516	160.36
25x20"	SHFG2520	163.31



## T-Bar Aluminum Lattice


AL Series - Soft White  
1/2x1/2x1/2" aluminum lattice only return air  
T-Bar lay-in grille

SIZE	STOCK NO	EACH
12x24"	SHAL1224E	29.67
24x24"	SHAL2424E	55.19

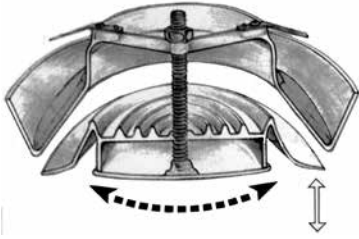
## Bramec Egg Crate Louvers

White Polystyrene - 1/2" Open Cell Grid

DESCRIPTION	STOCK NO	EACH
3/8" thick 2'x4'	2X4EGCR	32.91
1/2" thick 2'x2'	2X2EGCR	28.67



# Easy Air Grilles & Fittings<sup>(27)</sup>



## Ceiling and Wall Diffuser

- Molded round plastic grille.
- Non-sweating - paintable - match any ceiling
- Fully adjustable for room to room "balancing"
- Superior, quiet air distribution.
- Save time on installation, no special tools required
- Can be used for supply and exhaust air
- Available to fit 4", 5", 6", & 8" round duct
- White

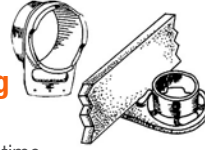
SIZE	STOCK NO	EACH
4" . . . . .	.4EAGR	7.42
5" . . . . .	.5EAGR	7.09
6" . . . . .	.6EAGR	12.59
8" . . . . .	.8EAGR	16.18

## Terminator Collar

- Quick and easy installation with no sharp edges
- Can be used for ceiling or wall terminations
- Perforated mounting flanges for screws or nails
- Preset for 1/2" and 5/8" drywall
- 90° back-stop for a level, uniform installation
- Off-set from joist for easy install of ducting and clearance for application of tape or sealer
- Duct-Stop-Point ensures no screws penetrate the collar and impede insertion of the grille
- A rigid bottom flange guarantees the drywall router tool conforms to the circular opening
- Bottom flange for a permanent air seal
- V-shaped indentations on bottom edge for centering with previously installed fixtures



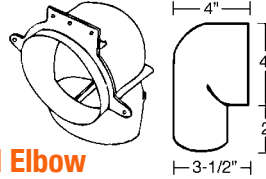
SIZE	STOCK NO	EACH
4" . . . . .	.4EATM	20.98
5" . . . . .	.5EATM	20.98
6" . . . . .	.6EATM	20.98



## Quick Mount Fitting

- All white plastic design
- Will not rust or sweat
- Simple to install - saves time
- Can be used for ceiling or wall applications
- Easy air grille pushes into quick mount
- White

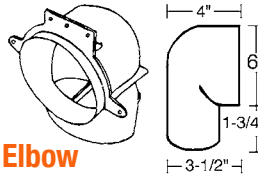
SIZE	STOCK NO	EACH
6" . . . . .	.6EAQMF	12.70



## 4" Stack Head Elbow

- Ideal for wall installation
- Fits neatly in 2 x 4 walls
- Quick rough-in, easy to secure in place
- Good airflow - no leaks
- Adapts to 4" Easy Air grille
- White plastic

SIZE	STOCK NO	EACH
4" . . . . .	.4EAWF	8.24



## 6" Stack Head Elbow

- Ideal for wall installation
- Fits neatly in 2 x 4 walls
- Quick rough-in, easy to secure in place
- Good airflow - no leaks
- Adapts to 6" Easy Air grille
- White plastic

### Fits 6" oval pipe


SIZE	STOCK NO	EACH
6" . . . . .	.6EAWF	16.48



## Ceiling/Wall Fitting

- Installation through sheet rock or ceiling tile
- Fits neatly in 2 x 4 walls
- Quick rough-in-easy to secure in place
- Good airflow - no leaks
- Adapts to 4" Easy Air grille
- White plastic

SIZE	STOCK NO	EACH
6" . . . . .	.6EACWF	8.24



(27)

## Insulated Duct Access Doors

- 1" fiberglass installatio
- 24 gauge galvanized steel door panel
- 24 gauge galvanized steel frame
- Pre-formed galvanized steel tabs

### Model ADC-D with cam latches

SIZE	STOCK NO	EACH
6x6" . . . . .	.ADCD6X6	17.55
8x8" . . . . .	.ADCD8X8	18.94
10x10" . . . . .	.ADCD10X10	22.61
12x12" . . . . .	.ADCD12X12	24.93
14x14" . . . . .	.ADCD14X14	30.24
16x16" . . . . .	.ADCD16X16	32.54
18x18" . . . . .	.ADCD18X18	41.09
20x20" . . . . .	.ADCD20X20	54.95
24x24" . . . . .	.ADCD24X24	57.47

## EWC Motorized Dampers

- Heavy Duty Frame
- Nylon Bushings for Quieter Operation
- LED's to Show Damper Operation
- Low Leakage
- Simple 3-wire Hook-up
- Available in 8x6" thru 30x30"



## ND Side Mount Damper

Vertical blades

SIZE WXH	STOCK NO	EACH
10x8"	10X8SND	257.43
12x8"	12X8SND	263.71
14x8"	14X8SND	267.89
16x8"	16X8SND	271.38
18x8"	18X8SND	274.87
20x8"	20X8SND	281.15
22x8"	22X8SND	286.03
24x8"	24X8SND	291.61
14x10"	14X10SND	282.54
20x10"	20X10SND	303.47
20x12"	20X12SND	307.66
20x14"	20X14SND	313.24
20x16"	20X16SND	328.59
20x18"	20X18SND	340.45

## ND Bottom Mount Damper

Horizontal blades



SIZE	STOCK NO	EACH
8x10"	8X10BND	266.50
8x12"	8X12BND	269.99
8x14"	8X14BND	274.17
8x16"	8X16BND	277.66
8x18"	8X18BND	281.15
8x20"	8X20BND	289.52
8x22"	8X22BND	294.40
8x24"	8X24BND	301.38
10x16"	10X16BND	295.80
10x14"	10X14BND	289.52
10x20"	10X20BND	313.94
12x14"	12X14BND	302.08
12x16"	12X16BND	305.57
12x18"	12X18BND	314.64

## ND Bottom or Side Mount Damper

SIZE	STOCK NO	EACH
8x8"	8X8ND	255.34
10x10"	10X10ND	258.82
12x12"	12X12ND	282.54
14x14"	14X14ND	296.50
16x16"	16X16ND	314.64
20x20"	20X20ND	353.01

## Motor Replacement Kit

Fits all dampers.

STOCK NO	EACH
MRK	139.53

## Outdoor Air Sensor

Adjustable setting between 7° - 42°

STOCK NO.	EACH
OAS	46.74

## Model URD

Round Damper



SIZE	STOCK NO	EACH
6"	URD6	197.43
8"	URD8	202.32
10"	URD10	207.90
12"	URD12	216.27

## Model PRD-RD/CLBD

Round Pressure Regulating Damper



Single blade, round variation of a barometric relief damper. Resistance is controlled by offsetting the arm and adjustment weights. The arm can be inserted into either side for added versatility.

**CLBD - adjusts to .3"WV to .8"WV with set screw**

SIZE	STOCK NO	EACH
8"	CLBD8	153.48
10"	CLBD10	160.46
12"	CLBD12	169.53

## Model PRD Bypass Pressure Regulating

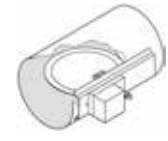


Single blade, steel, barometric damper with a counter balance weighted arm. The PRD provides an economical solution for bypassing excess air when zone dampers close.

SIZE	STOCK NO	EACH
20 x 10"	PRD20X10	172.32

## Model SID

Retro-Fit Damper



With MA-ND5 Motor Actuator

DUCT SIZE	STOCK NO	EACH
6"	SID6	156.97
8"	SID8	170.92

## NCM-300

Control Panel

- Maximum of 3 zones
- Up to 2 stages of heating and 1 stage of cooling
- SAS sensor included for high and low temperature limit protection control



ZONES	STOCK NO	EACH
2-3	NCM300	279.75

## BMPLUS

Control Panel

- Maximum of 5 zones.
- Up to 3 stages of heating and 2 stage of cooling
- Heat pump (dual fuel kit built in)
- SAS sensor included for high and low temperature limit protection control



ZONES	STOCK NO	EACH
3	BMPLUS3000	325.80
5	BMPLUS5000	445.09

## Ultra-Talk Control Panel

NOT Compatible with RUUD Econet Systems

- Maximum of 3 zones.
- Up to 2 stages of heating and 1 stage of cooling
- System auto-configures itself
- Compatible with RUUD
- Communicating Thermostats
- SAS sensor included for high and low temperature limit protection control



Communicating Zone System

ZONES	STOCK NO	EACH
3	UT3000	648.80

## UZC-4

Control Panel

- Maximum of 4 zones
- Up to 4 stages of heating and 2 stage of cooling
- Works with Multistage Thermostat
- SAS sensor included for high and low temperature limit control



STOCK NO	EACH
UZC4	644.62

Up to 16 Zone options available for custom orders

## Honeywell Home

resideo.com

### (31) Honeywell Wireless TrueZONE Kit

Includes Wireless FocusPRO Thermostat and Wireless Adapter



STOCK NO	EACH
<b>Non-Programmable</b>	
YTH5320R1025	338.98
<b>5-1-1 or 5-2 Day Programmable</b>	
YTH6320R1023	349.24
<b>Wireless Adapter ONLY</b>	
THM4000R1000	113.65

## Honeywell TrueZONE

Round Bypass Zone Damper



SIZE	STOCK NO	EACH
8"	CPRD8	205.22
10"	CPRD10	213.45
12"	CPRD12	218.35

### (31) Honeywell TrueZONE Panels

with Transformer & C7735A Sensor



STOCK NO	EACH
<b>3-Zone 1H/1C</b>	
HZ311K	306.86
<b>3-Zone 2H/2C</b>	
HZ322K	400.59
<b>4-Zone 3H/2C Dual Fuel compatible with an outdoor sensor added</b>	
HZ432K	714.94





## Heavy Duty, Professional Grade Co-Extruded Cloth Duct Tape

- Made using Polybonded CO-EX Technology
- Excellent holding power (High tack)
- Easy to unwind and tear
- Withstands extreme temperature fluctuations
- Waterproof backing
- Applicable Standards: FSI 15/SDI 40; UL 723

### No. PC 657

SIZE	COLOR	STOCK NO	EACH
2" x 60 yd	Silver	2DUTA	24.46
2" x 60 yd	Black	2BLDUTA	24.46
2" x 60 yd	White	2WHDUTA	24.46

## Cold Temperature Aluminum Foil Tape



- Excellent shelf life and indefinite product life after application
- Lined with paper release liner
- Superior stability during extreme fluctuations in temperature
- Resists water vapor, odor and smoke transmissions
- Applicable Standards: FSI 0/SDI 0; UL 723

### No. AF 914CT & AF 975CT

SIZE	MIL	STOCK NO	EACH
2" x 50 yd	1.5	2ADUTA	16.22
3" x 50 yd	2	3ADUTA	22.54

## Cold Temperature Foil/Scrim/Kraft Tape



- Maximum-strength acrylic adhesive
- Lined with paper release liner
- Superior stability during extreme fluctuations in temperatures
- Wrinkle-free backing resists tearing
- Resists water vapor and smoke transmission
- Applicable Standards: FSI 5/SDI 0; UL 723

### No. AF 984CT

SIZE	STOCK NO	EACH
3" x 50 yd	3FSKADUTA	23.03



## UL 181 A-P/B-FX Lister/Printed Aluminum Foil Tape

- Lined, 2 mil, dead-soft aluminum foil
- Excellent adhesion to rigid fiberglass ductboard and flexible air duct
- Flexible and easy to use to create airtight bonds
- Superior stability during extreme fluctuations in temperature
- Applicable Standards: UL 181A-P; UL 181B-FX; UL Listed; FSI 25/SDI 50; UL 723

### No. AF 100 & AF 099

SIZE	STOCK NO	EACH
2 1/2" x 60 yd	212AF099DUTA	26.26
2 1/2" x 60 yd	212AF100EPDUTA	23.83

## HVAC UL 181B-FX Listed Printed Cloth Duct Tape



- Resistant to flame spread, smoke generation, mold growth, humidity and the effects of high temperatures
- High holding power, superior shear strength, and easy to tear
- Applicable Standards: UL 181B-FX; UL Listed; FSI 15/SDI 30; UL 723

### No. PC 857

SIZE	COLOR	STOCK NO	EACH
2" x 60 yd.	Silver	2FDUTA	25.86
3" x 60 yd.	Silver	3FDUTA	36.24

## UL 181B-FX Listed Printed Film Tape



- Quick stick, High-tack, cold temperature acrylic
- Excellent conformability to uneven surfaces
- Easy to unwind and tear
- Color matches foil backed flex duct
- Applicable Standards: UL 181B-FX; UL Listed; FSI 25/SDI 50; UL 723

### No. DC 181

SIZE	COLOR	STOCK NO	EACH
2" x 120 yd	Metallic	2ADUTA181	18.24
3" x 120 yd	Metallic	3ADUTA181	27.42

## SPVC Line Set Tape



- UV-resistant, SPVC natural rubber adhesive
- Can be used in extensive temperature, moisture and humid conditions
- Meets OSHA color-coding requirements
- Standards: CID A-A-1689B, Type 1, Class 2

### No. VP 410

SIZE	COLOR	STOCK NO	EACH
2" x 36 yd	White	2WLSTA	6.42
2" x 60 yd	Black	2BLSTA	10.71

## UL 181B-FX Listed/Printed Shurmastic® Butyl Foil Tape



- Lined, non-flammable, butyl rubber
- Instant, water-resistant grip to most surfaces
- Paintable and recommended for aluminum
- Contains no asbestos, CFCs or PCBs
- Applicable Standards: UL 181B-FX; UL Listed; Pressure Classes SMACNA 1/2, 1, 2, 3, 4 & 6; Seal Classes A, B, C; UL 723

### No. SF 686

SIZE	STOCK NO	EACH
2" x 100 ft	2SFDUTA	40.03
3" x 100 ft	3SFDUTA	58.67

## WIT Adhesive



- Water based adhesive for bonding insulation material to sheet metal
- Designed for use with spray equipment
- Good wet track
- Non-flammable when wet

### Stir water adhesives well before use

SIZE	STOCK NO	EACH
1 Gallon	GAWITAD	76.74

## ASA-WFTC Insulation Adhesive



Duro Dyne ASA-WFTC is a fast tacking, quick bonding solvent base aerosol spray duct liner adhesive. It may be used for bonding low and high density duct liner or wrap to the interior or exterior of metal ductwork. ASA-WFTC bonds rubber, fiberglass, plastic, and other types of insulation to steel. ASA-WFTC is non-flammable.

SIZE	STOCK NO	EACH
Aerosol Spray	ASAW	25.75

## K-Flex Tape <sup>(24)</sup>

rectorseal.com

## Foam Insulation Tape



Foam Tape-a NBR/PVC-based, closed cell, elastomeric tape with a factory-applied pressure sensitive adhesive that forms a long-lasting bond. It's perfect for short pipe runs or where tubing insulation is impractical to cover, such as covering fittings or valves.

SIZE	STOCK NO	EACH
2" x 1/8" x 30'	RE83041	18.18

## Cork Tape



Cork Tape-a 55-percent cork-filled, rubber-based insulating tape with a grainy, rubber-like consistency; ideal for covering fittings & valves

SIZE	STOCK NO	EACH
2" x 1/8" x 30'	RE83040	36.28



**Pipe wrap tape see page 1929**

## Wi-Fi Thermostats

### Wi-Fi 9000 Color Thermostat

High-definition Touch Screen Display. Remote access through a computer, tablet or smart phone with Total Connect Comfrot Service. **7 Day Programmable or Non-Programmable**



STOCK NO	HEAT PUMP	CONVENTIONAL	EACH
TH9320WF5003	3H/2C	2H/2C	369.26

### Wi-Fi VisionPro 8000 Thermostat

Remote access through a computer, tablet or smart phone with Total Connect Comfrot Service. **7 Day Programmable or Non-Programmable**



STOCK NO	HEAT PUMP	CONVENTIONAL	EACH
TH8321WF1001	3H/2C	2H/2C	352.56

### Lyric T6 Pro Wi-Fi Thermostats

Wired in/outdoor sensors. Includes Ventilation Control. **Geofencing, 7-day, 5-2, 5-1-1 or non-programmable. Optional dual fuel (TH6320WF ONLY)**



STOCK NO	HEAT PUMP	CONVENTIONAL	VENTILATION	EACH
TH6220WF2006	2H/1C	2H/2C	No	215.41
TH6320WF2003	3H/2C	2H/2C	Yes	287.25

### D6 Pro Wi-Fi Ductless Thermostat

Compatible with most major mini-split brands and models. Infrared range to ductless unit in line of sight is 30 ft. USB cable or wall plug included (120 volt). **7 day, 5-2 day, or 1-week programs, non-programmable, or GeoFence with sleep periods all through Lyric App.**



STOCK NO	EACH
DC6000WF1001	209.42

## Lyric Accessories

### Lyric C1 Wi-Fi Security Camera

Introducing the Lyric™ Wi-Fi Security Cameras. Versatile and easy to install indoors, the cameras notifies you on your smartphone or tablet if it detects unusual movement or sounds. You can set up one or many cameras to watch over your home, within the Lyric app.

- Intelligent Sound Detection
- High Definition Wide Angle View
- Adjustable Alert Zones
- Cloud and SD Storage
- Night Vision
- Two-way Talk



STOCK NO	EACH
CHC8080W1000	173.21

## T-Series Thermostats

### T3 Pro

Battery or Hardwired. UWP wall plate and small cover plate included. **Heat or Cool Only, Non-programmable**



STOCK NO	HEAT PUMP	CONVENTIONAL	IN/OUT SENSOR	EACH
TH3110U2008	1H/1C	1H/1C	No	58.36

### T10 Pro Smart with RedLINK Sensor

Hardwired, with Wi-Fi, Humidity and Ventilation controls. **Room Occupancy Detection (Up to 200ft.) Whole Home Control or Intelligent Room Control**



STOCK NO	HEAT PUMP	CONVENTIONAL	IN/OUT SENSOR	EACH
THX321WFS2001W	3H/2C	2H/2C	Yes	402.62

### RedLINK Wireless Sensor 2-Pack

STOCK NO	EACH
C7189R20022	153.81



### T4 Pro

Battery or Hardwired. **7 day, 5-1-1 day, 5-2 day, or Non-programmable**



STOCK NO	HEAT PUMP	CONVENTIONAL	IN/OUT SENSOR	EACH
TH4110U2005	1H/1C	1H/1C	No	80.52

### T6 Pro

Battery or C-wire. **7-day, 5-2 or non-programmable**



STOCK NO	HEAT PUMP	CONVENTIONAL	IN/OUT SENSOR	EACH
TH6210U2001	2H/1C	1H/1C	No	114.33
TH6220U2000	2H/1C	2H/2C	Yes	154.35
TH6320U2008	3H/2C	2H/2C	Yes	174.38

### T-Series Cover Plate

For use with T4 Pro, T6 Pro, T6 Pro Slab, and Lyric T6 Pro Thermostats



STOCK NO	EACH
THP2400A1068	17.32

## Floor Thermostats

### T6 Pro Slab Thermostat

Room and floor thermostat Main. Includes 15' Slab Sensor **7-day, 5-2, 5-1-1 or non-Programmable**



STOCK NO	EACH
TH6100AF2004	175.50

**Honeywell Home**  
from resideo



## FocusPRO Series



### FocusPRO RedLINK System Kit

Includes Thermostat, Equipment Interface Module & Return Air Sensor.

STOCK NO	HEAT PUMP	CONVENTIONAL	EACH
<b>FocusPRO 5000 • Non-Programmable</b>			
YTH5320R1000	3H/2C	2H/2C	451.47
<b>FocusPRO 6000 • 5-1-1 or 5-2 Day Programmable</b>			
YTH6320R1001	3H/2C	2H/2C	472.14



### FocusPRO RedLINK Thermostats

STOCK NO	HEAT PUMP	CONVENTIONAL	EACH
<b>FocusPRO 5000 • Non-Programmable</b>			
TH5320R1002	3H/2C	2H/2C	268.76
<b>FocusPRO 6000 • 5-1-1 or 5-2 Day Programmable</b>			
TH6320R1004	3H/2C	2H/2C	284.31

**NOTE:**  
Wireless TrueZONE thermostat  
Kit please see page 827

## Wireless Remotes

### Portable Comfort Control

Acts as Portable Thermostat for use with RedLINK devices

STOCK NO	EACH
REM5000R1001	202.42



### Wireless Vent & Filter Boost

Wireless Ventilation Timer

STOCK NO	EACH
HVC20A1000	62.71



### Wireless Entry/Exit Remote

RedLINK™ One-Touch Temperature Control

STOCK NO	EACH
REM1000R1003	71.95



## VisionPRO Series



### VisionPro 8000 Kit

With TH8321R1001 & RedLINK™ Internet Gateway  
**7 Day Programmable or Non-Programmable**

STOCK NO	HEAT PUMP	CONVENTIONAL	EACH
YTH8321R1002	3H/2C*	2H/2C*	436.37

\*Interface Module THM5421R1021 for more stages

### VisionPRO 8000 Thermostats

Touchscreen with RedLINK technology  
**7 Day Programmable or Non-Programmable**

STOCK NO	HEAT PUMP	CONVENTIONAL	EACH
TH8110R1008	1H/1C*	1H/1C*	311.51
TH8321R1001	3H/2C*	2H/2C*	381.06

\*Interface Module THM5421R1021 for more stages



### VisionPRO 8000 Cover Plate

STOCK NO	EACH
32003796001	23.17



### Thermostat Sensors

STOCK NO	EACH
<b>Outdoor Sensor</b>	
C7089U1006	52.04
<b>Indoor Sensor</b>	
C7189U1005	60.13



**Honeywell Home**  
from **resideo**



## Prestige Series



### Prestige 2-Wire IAQ Thermostat Kit

THX9421R5021WW Thermostat, Interface Module, RedLink Internet Gateway, & (2) Duct Sensors.

**7 Day Programmable or Non-Programmable**

STOCK NO	HEAT PUMP	CONVENTIONAL	EACH
YTHX9421R5127WW	4H/2C	3H/2C	596.75



### Prestige 2-Wire IAQ Thermostat Kit

THX9421R5021WW Thermostat, Interface Module, Wireless Outdoor Sensor, & (2) Duct Sensors.

**7 Day Programmable or Non-Programmable**

STOCK NO	HEAT PUMP	CONVENTIONAL	EACH
YTHX9421R5101WW	4H/2C	3H/2C	671.98



### Prestige 2-Wire IAQ Thermostat Kit

THX9421R5021WW Thermostat, Interface Module, & (2) Duct Sensors.

**7 Day Programmable or Non-Programmable**

STOCK NO	HEAT PUMP	CONVENTIONAL	EACH
YTHX9421R5085WW	4H/2C	3H/2C	570.54

### Prestige 2-Wire IAQ Thermostat

Touchscreen with RedLINK technology  
**7 Day Programmable or Non-Programmable**

STOCK NO	HEAT PUMP	CONVENTIONAL	EACH
THX9421R5021WW	4H/2C	3H/2C	509.62



## RedLINK Accessories

### Return Air Sensor

Mounts on Return Air for Back-up Control of non-zoned RedLink enabled thermostats.

STOCK NO	EACH
C7735A1000	108.67

### FocusPRO Interface Module

Relocate thermostat or upgrade equipment without running new wires using this module and a wireless FocusPRO® thermostat

STOCK NO	EACH
THM5320R1000	257.74

### RedLINK™ Internet Gateway

Internet Gateway connects RedLINK wireless thermostats to the Internet to provide remote control of RedLINK thermostats and accessories.

STOCK NO	EACH
THM6000R7001	132.93

### Wireless Adapter

Use with RedLINK enabled thermostats and TrueZONE system (page 825)

STOCK NO	EACH
THM4000R1000	113.65

### RedLINK™ Remote Module

Eliminates wiring to thermostat

STOCK NO	EACH
ERM5220R1018	230.12

### WireSaver

The K terminal on the thermostat can be used to operate both the fan/compressor on a single wire.

**For Wi-Fi thermostats with needed common wire**

STOCK NO	EACH
THP9045A1023	27.53

### Wireless Outdoor Sensor

Senses Outdoor Temperature & Humidity

STOCK NO	EACH
C7089R1013	115.84

### Wireless Indoor Sensor

Senses Indoor Temperature & Humidity

STOCK NO	EACH
C7189R1004	85.87

### Interface Modules

Used with Prestige & VisionPRO

Upgrades up to 4 Heat / 2 Cool Heat Pump or Up to 3 Heat / 2 Cool Conventional

STOCK NO	EACH
THM5421R1021	137.58
<b>Includes 2 Duct Sensors</b>	
YTHM5421R1010	154.16

## Pro Series

### E1 PRO Digital Thermostats

Non-Programmable. Battery or Hardwire.

DESCRIPTION	STOCK NO	EACH
1 Heat & 1 Cool	TH1110E1000	46.52

### PRO 1000 Digital Thermostats

Non-Programmable. Battery or Hardwire.

DESCRIPTION	STOCK NO	EACH
Heat ONLY 35-85°F	TH1100DV1000	50.70
Heat & Cool	TH1110DV1009	51.77

### FocusPRO Cover Plate

For use with FocusPRO 6000 & 5000 (Page 902)

STOCK NO	EACH
50007298001	93.07

**Honeywell Home**  
from **resideo**

## Mercury FREE

### The Round® Thermostats

Electronic switch, 40° to 90°. 5-Year Warranty.

DESCRIPTION	STOCK NO	EACH
Heat ONLY	T87K1007	69.44
Heat & Cool	T87N1000	101.61

### Easy-To-See Thermostat

Raised and enlarged 5, 6, 7, and 8 represent 50, 60, 70 and 80°F, reading & setting ease for 24 Vac.

DESCRIPTION	STOCK NO	EACH
Heat & Cool	T87N1026	127.18

### Digital Round™ Thermostat

Non-Programmable, Large digital display, with one-touch backlighting. Twist the cover ring for temperature adjustments.

DESCRIPTION	STOCK NO	EACH
Heat & Cool	T875C1005	89.79

### Garage Thermostat

Single Stage • 35° - 85° Range

DESCRIPTION	STOCK NO	EACH
Heat ONLY	T822K1042	62.62

## Subbases

### Universal Thermostat Guard

This thermostats guards enclose and protect wall thermostats against tampering, damage and unauthorized thermostat adjustments

SIZE	STOCK NO	EACH
Medium	TG511A1000	46.25



## Line Voltage Thermostats

### Winter Watchman

Used as a freeze warning device. Plug in household lamp to bottom of receptacle. On temperature fall circuit completes to lamp indicating inoperative heating equipment.

STOCK NO	EACH
S483B1002.....	65.92



**Honeywell**  
Home  
from  
**resideo**

## PRO Thermostats

### Pro1 T701i Wi-Fi Thermostat Programmable Through App, Hardwire Only.

STOCK NO	CONVENTIONAL	EACH
T701I	1H/1C	127.29



### Pro1 T855i Wi-Fi Thermostat 7 Day - 5/1/1 - 5/2 or Non-Programmable, Hardwire.

STOCK NO	HEAT PUMP	CONVENTIONAL	EACH
T855ISH	3H/2C	2H/2C	203.43



### Pro1 800 Series Thermostats T-805 • 7 Day - 5/1/1 Programmable, Battery or Hardwire.

STOCK NO	CONVENTIONAL	EACH
PD411064	1H/1C	120.22



### T-855 • 7 Day - 5/1/1 Programmable, Battery or Hardwire.

STOCK NO	HEAT PUMP	CONVENTIONAL	EACH
PD411065	3H/2C	2H/2C	137.71

### Pro1 700 Series Thermostats T-701 • Non-Programmable, Battery or Hardwire.

STOCK NO	CONVENTIONAL	EACH
PD411060	1H/1C	58.05



### T-705 • 7 Day - 5/1/1 Programmable, Battery or Hardwire.

STOCK NO	CONVENTIONAL	EACH
PD411061	1H/1C	66.70



### T-721 • Non-Programmable, Battery or Hardwire.

STOCK NO	HEAT PUMP	CONVENTIONAL	EACH
T721	2H/1C	1H/1C	81.77

### T-755 • 7 Day - 5/1/1 or Non-Programmable, Battery or Hardwire.

STOCK NO	HEAT PUMP	CONVENTIONAL	EACH
PD411085	3H/2C	2H/2C	116.60

### T-755S • 7 Day - 5/1/1 or Non-Programmable, Battery or Hardwire. Remote & Outdoor Temperature Sensor Capable.


STOCK NO	HEAT PUMP	CONVENTIONAL	EACH
PD411097	3H/2C	2H/2C	146.14

### T-755H • 7 Day - 5/1/1 or Non-Programmable, Battery or Hardwire. With Humidity Control.

STOCK NO	HEAT PUMP	CONVENTIONAL	EACH
PD411089	3H/2C	2H/2C	364.85

### T-771 • Non-Programmable. Battery or Hardwire. Setpoint range from 25°F to 99°F, great for garages.

STOCK NO	DESCRIPTION	EACH
PD411072	1 Heat/1 Cool Only	56.16



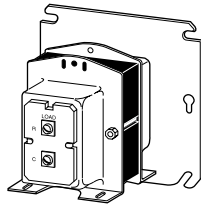
### Pro1 Remote Outdoor Sensor For use with T-55S (PD411097)

STOCK NO	EACH
PD411098.....	43.46



**NOTE:**  
For T925 (411067) Heat Pump thermostat please see page 725

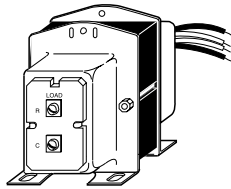
## Transformers



### AT72D1683 Nema Standard Transformer

For 24V control circuit step-down transformer designed to power any 24V control system, including thermostats, gas valves and/or relays. 120V Primary. 40VA Cap.


STOCK NO	EACH
AT72D1683	54.20



### AT87A1106 Nema Standard Transformer

Used primarily for powering 24V air conditioning circuits. Can also be used in other applications that do not exceed the listed ratings. 120/208/240 Primary. 45VA Cap.

STOCK NO	EACH
AT87A1106	71.93



### AT175A1008 General Purpose Transformer

Provide power to 24 Vac circuits in heating/cooling control systems. Intended for use in systems with predictable, uniform loads. Can be used in any application that does not exceed the listed ratings. Foot-mounted, plate-mounted on 2x4" or 4x4" outlet box, clamp-mounted using outlet box knockout, or panel-mounted. Screw terminals, 120/208/240 primary voltage. 75VA output.

STOCK NO	EACH
AT175A1008	82.79



### AT140A1000 General Purpose Transformer

40 VA, Universal Mount (foot, plate, clamp) 120 Vac transformer.

STOCK NO	EACH
AT140A1000	30.14



### Fan and Limit Controller

125°F fan on & 100°F fan off stops, 200°F high limit and 11-1/2" insertion.

INSERTION	STOCK NO	EACH
11 1/2"	L4064B2210	217.05
5"	L4064B2228	208.90

### Universal Integrated Furnace Control

STOCK NO	EACH
S9200U1000	237.21

### Electronic Timer

STOCK NO	EACH
ST9120U1011	266.54

## Carbon Monoxide Detectors <sup>(2)</sup>

aerionics.info



### Carbon Monoxide Detector

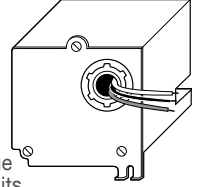
#### Detector, Controller & Transducer

Low voltage, dual relay.

#### Selectable options include:

- Fan relay actuation: selectable at 15, 25, 35 (default), 50 or 100 ppm CO
- Output: Fan relay, Alarm relay and 4-20mA current loop
- Controls: Digital display (0-200 ppm), buzzer, fan delay, fan minimum runtime

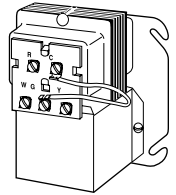
STOCK NO	EACH
CM6	627.46



### Fan Relays

Provides control of line voltage fan motors and auxiliary circuits in heating, cooling or heating-cooling system.


STOCK NO	EACH
R8225A1017	125.93



### Fan Centers

Provide 24-volt control of line voltage fan motor and auxiliary circuits in heat, cool, or heat/cool systems. Step-down transformer provides low voltage power. Mounting plate replaces cover of standard 4x4" junction box.

DESCRIPTION	STOCK NO	EACH
SPDT (Plug in)	R8239A1052	95.33
DPDT	R8239B1076	134.19



### General Purpose Relay

Provides general purpose and heavy duty switching for refrigeration and air conditioning equipment, appliances, vending machines and similar applications.

Double quick-connect coil terminals.

Untaped coil assures cooler operation.

Basic designed for easy replacement of old relays.

VOLTAGE	STOCK NO	EACH
24v	R8222D1014	35.89

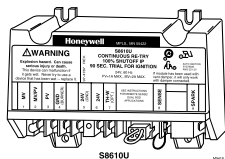
# Honeywell Home

from  
**resideo**



## Universal Intermittent Pilot Module

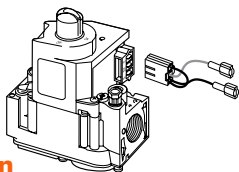
Field service replacement for most Honeywell, Robert Shaw, Johnson and UTEC(HSC) intermittent pilot ignition modules. 100 percent pilot gas shut-off and lockout on loss of pilot flame. Includes remote reset and automatic vent damper plug. For use in systems with combination igniter-sensor(single rod or sense) or separate igniter and sensor (dual rod or remote sense). Natural or LP gas.



STOCK NO	EACH
S8610U3009	214.33

## VR8345M Universal Electronic Ignition Combination Gas Control

For use with direct spark ignition, hot surface ignition or intermittent pilot ignition in 24 VAC, gas-fired appliances with capacities from 30 to 415 cfh. Control includes manual valve, two automatic operators, pressure regulator, pilot adjustment, pilot plug and ignition adapter. For use with natural or manufactured gas or LP gas. Includes converter kit to adapt from natural to LP gas.



STOCK NO	EACH
VR8345M4302	233.20

## VR8300 Combination Gas Controls

Single Stage, Standard Opening, Standing Pilot Gas Valve 3/4" x 3/4" • Set 3.5" WC 30-300 CFH



STOCK NO	EACH
VR8300M4406	253.94

## Q314A4586 Pilot Burner

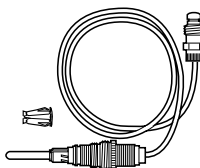
Non-primary aerated, insert orifice-type pilot burner.



STOCK NO	EACH
Q314A4586	65.94

## Honeywell Q340A Universal 30 mV Thermocouples

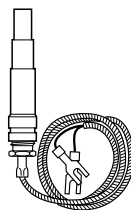
LENGTH	STOCK NO	EACH
18"	Q340A1066	15.84
24"	Q340A1074	16.52
30"	Q340A1082	17.48
36"	Q340A1090	18.12



## Replacement "Thermopile" Generators

Provides power for a millivoltage self-powered control system. Thermopile generator, 600-750mV, 35" leads, use with Q314.

LENGTH	STOCK NO	EACH
47"	Q313A1055	112.42
35"	Q313A1139	96.44



## Honeywell Glowfly™ Universal Hot Surface Igniter

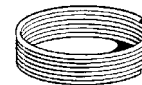
OEM quality. Three year warranty.



DESCRIPTION	STOCK NO	EACH
Single	Q3200U1004	61.12
6 Pack	Q3200U2002	351.88

## Aluminum Pilot Tubing

SIZE	STOCK NO	EACH
50' Coil	14X50AL	44.42



## Pilot Tubing Kit

with fittings

SIZE	STOCK NO	EACH
1/4" OD x 5'	803008	21.91

## 181SP Nut with Breakaway Sleeve

STOCK NO	EACH
14ALN	2.55



## Gas Line Labels

Roll of 250

STOCK NO	EACH
DJV5751	66.08

## Motor-Mate Universal Capacitor

STOCK NO	EACH
MMUNICAP	100.47

## Direct Ignition Gas Valve Replacement

24v, Single Stage. 1/2" x 1/2" Set 3.5"

OPENING	STOCK NO	EACH
Slow	VR8215T1502	140.30
Standard	VR8215S1503	140.30

**Honeywell**  
Home  
from  
**resideo**



# Gas Pressure Regulators <sup>(31)</sup>

maxitrol.com



## 325 Series Maxitrol Lever Acting Gas Appliance Pressure Regulators

- Not a line regulator
- LP gas applications
- Full lock-up Spring 4-12"
- Maxitrol tested up to 10 psi

SIZE	PRESSURE DROP .64 SP GR GAS IN CFH	STOCK NO	EACH
<b>Vent not available</b>			
1/2"	204	123253445PSI	51.52
1/2"	476	123255A5PSI	101.31
3/4"	583	343255A5PSI	101.31
1"	673	13255A5PSI	101.31

325 Series 10 P.S.I. Specifications		
Model	Individual Load	Combined Load
325344 (1/2")	100 CFH	150 CFH
3255A (1/2")	325 CFH	325 CFH
3255A (3/4")	325 CFH	325 CFH
3255A (1")	325 CFH	325 CFH



## 325 Series Lever Acting Design

- CSA Certified: 2 psi Max.
- Line Regulator w/Vent Limitation
- Positive Dead-End Lockup
- ANSI Z21.80/CSA 6.22 Line Pressure Regulator
- Certified Spring 7" to 11" w.c.
- Suitable for multi-positional mounting, Upright only with Vent Limiter/Protector.

MODEL	SIZE	STOCK NO	EACH
<b>With Vent Limiter</b>			
325-3L	3/8"	383253	54.23
	1/2"	123253	33.62
325-5L	1/2"	123255	87.36
	3/4"	343255	83.31
	1"	13255	87.36
<b>Without Vent Limiter</b>			
325-7AL	1 1/4"	1143257AL	206.81
	1 1/2"	1123257AL	206.81
325-9L	1 1/2"	1123259L	561.37
	2"	23259L	561.37

325 Series 2 P.S.I. Specifications			
Model	Individual Load	Combined Load	For use with Vent Limiter
325-3L (3/8", 1/2")	140 CFH	250 CFH	12A09 Included
325-5L (1/2")	425 CFH	500 CFH	12A39 Included
325-5L (3/4", 1")	425 CFH	600 CFH	12A39 Included
325-7AL (1 1/4", 1 1/2")	1250 CFH	1250 CFH	12A49
325-9L (1 1/2", 2")	2250 CFH	2250 CFH	12A49

Capacity table is used to determine the maximum multiple appliance load. The largest, single appliance served by regulator should not exceed the maximum, individual load specified above.



## Lever Acting Design

- Line Regulator with OPD
- For piping systems up to 5 psi.
- Positive Dead-End Lockup
- ANSI Z21.80/CSA 6.22 Line Pressure Regulator
- Certified Spring 7" to 11" w.c.
- Suitable for multi-positional mounting

MODEL	SIZE	STOCK NO	EACH
<b>With Vent Limiters</b>			
325-3L48	1/2"	123253L48	98.56
325-5L48	1/2"	123255L48	158.29
	3/4"	343255L48	158.29
325-5L600	3/4"	343255L600	316.12
	1"	13255L600	316.12

325 Series 5 psi Specifications		
Model	Total Load	Vent Limiter
325-3L48 (1/2")	200 CFH	2 - 12A09 Included
325-5L48 (1/2")	235 CFH	12A09 & 12A39 Included
325-5L48 (3/4")	320 CFH	12A09 & 12A39 Included
325-5L600 (3/4")	425 CFH	12A09 & 12A39 Included
325-5L600 (1")	465 CFH	12A09 & 12A39 Included

## Lever Acting Design

- Line Regulator with OPD
- For piping systems up to 5 psi.
- Positive Dead-End Lockup
- ANSI Z21.80/CSA 6.22 Line Pressure Regulator
- Certified Spring 7" to 11" w.c.
- To be mounted in a horizontal upright position only. Upright only with Vent Limiter/Protector.

MODEL	SIZE	STOCK NO	EACH
<b>Without Vent Limiter</b>			
325-7AL210D	1 1/4"	1143257L210D	905.24
	1 1/2"	1123257L210D	905.24
325-9L210E	1 1/2"	1123259LOPD	1843.86
	2"	23259LOPD	1843.86

325 Series 5 psi Specifications		
Model	Total Load	For use with Vent Limiter
325-7AL210D (1 1/4")	900 CFH	12A39
325-7AL210D (1 1/2")	900 CFH	12A49
325-9L210E (1 1/2", 2")	2250 CFH	12A49

## Vent Limiters

For use with models: 325-7AL210D, 325-9L210E, 325-7AL, & 325-9L

SIZE	STOCK NO	PRICE
3/8" NPT	12A39	37.69
1/2" NPT	12A49	206.29



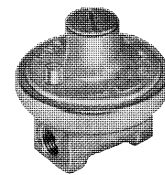
## Balanced Valve Design

- 10 psi Max.
- Appliance Regulator
- Non-Lockup
- Appliance, non-lock-up standing pilot.
- Non-lock Spring 5-15"

MODEL	SIZE	STOCK NO	EACH
<b>Vent Limiter not available</b>			
210D	1"	1210D	621.49
	1 1/4"	114210D	621.49
	1 1/2"	112210D	621.49

210D Series Specifications		
Model	PSI	Max.(4.OPD)
210D (1", 1 1/4", 1 1/2")	10 PSI	2500 CFH

Vent not available



## Maxitrol Pressure Regulators Rubber Seat Poppet Models

For Use Under 1/2 P.S.I. Inlet Pressure

SIZE	PRESSURE DROP INCHES W.C.	STOCK NO	EACH
<b>With Vent</b>			
1/2"	60,000	12RV47L	39.14
1/2"	130,000	12RV48	48.15
3/4"	150,000	34RV48	48.15

Primarily for main burner load applications Spring 3-5"

RV Series 1/2 PSI Specifications

Model	Total Load (0.3 PD)
RV47L (1/2")	60 CFH
RV48 (1/2")	130 CFH
RV48 (3/4")	150 CFH

## Maxicap Regulator Weather Guard

Prevents freeze-ups, keeps vent passages free of insects and debris.

STOCK NO	PRICE
MAMC3	7.72
MAMC5	10.43



## Vent Protectors

Use on vent opening to protect breathe hole from rain, snow, foreign particles and insects.

Minnesota Code Requirement

SIZE	STOCK NO	EACH
1/8" NPT	MA13A15	24.34
3/8" NPT	MA13A155	35.68

Note: 13A15 is for use with 325-3 & 325-3L  
13A15-5 is for use with 325-5a & 325-5AL



## Vent Limiter

ESCAPEMENT RATE	SIZE	STOCK NO	EACH
1.55 CFH	1/8" NPT	12A04	15.35
1.0 CFH	1/8" NPT	12A09	15.84



## Ritchie No 78060 Gas Pressure Test Kit

Easier to use than a manometer, this compact kit helps you accurately set manifold pressure for natural or L.P. gas.

STOCK NO	EACH
R178060	111.74



## Gas Test Gauges

Black pipe gas line test gauge.

MODEL/SIZE	PSI	STOCK NO	PRICE
TG-30-12 - 1/2"	0-30	12GASTEST	21.41
17714 - 1/2"	0-100	BR17714	19.56



# Gas Pressure Regulators <sup>(341B)</sup>

fiorentini.com



## Pietro Fiorentini PF400S Standard Model

ANSI Z21.80A-2012 / CSA 6.22A-2012(R2016)  
Class I for outlet pressures up to 14" W.C. Certified  
ANSI Z21.18B-2012 / CSA 6.3B-2012 (R2017) for  
inlet pressure up to 5 PSI certified

- Filter included in all models.
- Inlet Pressure: 1 PSIG to 2 PSIG CSA approved
- Max. Inlet 10 PSIG for non-CSA applications
- Outlet pressure: 2.5" W.C. to 14" W.C.
- Temperature range: -40°F to 150°F

SIZE STOCK NO EACH

**With Vent Limiter**  
1/2" ..... 12PF400SVLF 49.61

CAPACITY FOR MULTI-APPLIANCE SERVICE (SCF/H)				
Outlet Pressure Set Point	Inlet 3 PSI	Inlet 5 PSI	Inlet 10 PSI	
PF400 1/2"	2.5" W.C.	350	400	400
	7" W.C.	350	400	400
	10" W.C.	350	400	400
	14" W.C.	350	400	400



## Pietro Fiorentini Governor Standard Model

ANSI Z21.80A-2012 / CSA 6.22A-2012(R2016)  
Class I for outlet pressures up to 14" W.C. Certified

- Inlet and Outlet test ports 500 to 1 Turndown
- Filter included in all models
- Inlet Pressure: 3" W.C. to 2 PSIG CSA approved
- Max. Inlet 7.25 PSIG for non-CSA applications
- Outlet pressure: 2" W.C. to 14" W.C. and up to 4.25 PSIG for non-CSA applications
- Temperature range: -40°F to 150°F

SIZE STOCK NO EACH

**With Vent Limiter**  
1/2" ..... 12F310511BS 76.44  
3/4" ..... 34F310522BS 109.86

Capacity in cfm for .60 Specific gravity gas with filter				
Outlet Pressure Set Point	Inlet 14" W.C.	Inlet 1 PSIG	Inlet 2 PSIG	
31051 1/2"	8" W.C.	386	552	785
	11" W.C.	218	511	785
31052 3/4"	8" W.C.	369	665	946
	11" W.C.	363	616	946

# Oil Burner Controls <sup>(31)</sup>

resideo.com



## Combination Protectorelay and Hydronic Heating Controllers

Immersion type aquastat controller and oil burner primary control, provides high limit and low limit/ circulator control for oil-fired hydronic heating systems. Mount directly on burner.

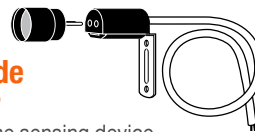
STOCK NO EACH  
R8182D1079 ..... 1454.79



## Universal Digital Oil Primary

**Field Adjustable Timings**  
Timing - 15,30,45 Seconds.  
Valve-On Delay - 0-30 Seconds.  
Burner Motor Off Delay - 0-8 Minutes.

STOCK NO EACH  
R7284U1004 ..... 137.85



## Cadmium Sulfide Flame Detector

Photoconductive flame sensing device for sequencing oil burner systems. Wire into protecto relay 60" lead.

STOCK NO EACH  
C554A1463 ..... 47.80

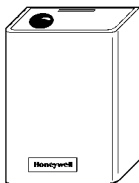
## Cad Cell Plug in eye

STOCK NO EACH  
130367 ..... 58.00

# Honeywell Home

from resideo

## Switching Relays



### RA89A Low Voltage Relay

This switching relay provides intermediate switching to permit a low-voltage controller to control a line voltage device. An internal transformer provides low-voltage power for the control circuit. The RA89A is used with Series 80 controllers to switch one line voltage load.

Model	Switching	Volts	Cycles
RA89A1074	S.P.S.T.	240	60

STOCK NO	EACH
RA89A1074	135.54



### Universal Switching Relay

The R8845U Universal Switching Relay provides intermediate switching of line- and low-voltage devices from a line- or low voltage controller. The R8845U may be used to replace several Honeywell or competitive switching relays and is typically applied in hydronic heating systems.

STOCK NO	EACH
R8845U1003	128.62

## Taco Zone Controls <sup>(24)</sup>

### Taco Zone Valve Controls

ZONES	STOCK NO	EACH
3	TAZVC403	185.15
4	TAZVC404	215.70
6	TAZVC406	293.71

### EXP Zone Valves with Powerport Option

STOCK NO	EACH
TAZVC404EXP	230.27
TAZVC406EXP	304.03

TACO EXP Zone Valve Specifications						
Stock Number	No. Zones	Pwrprt Slots	PwrCntrl Plugs	Transformer Rating	Transformer Voltage Input	
ZVC404EXP	4	2	1	40 VA	120 VAC	
ZVC406EXP	6	2	1	75 VA	120 VAC	

### Zone Controls with PowerPort Option

Combine clearly labeled PC board layouts with advanced features that allow for total system customization. UL and CSA listed. Use standard "ice cube" replaceable relays and are compatible with conventional and programmable thermostats.

### Taco Switching Relay Pump Controls With Priority

ZONES	STOCK NO	EACH
1	TASR501	113.01
2	TASR502	233.09
3	TASR503	248.59

### EXP Switching Relay Pump Controls with PowerPort Option

STOCK NO	EACH
TASR501EXP1	220.40
TASR503EXP	251.41
TASR504EXP	321.89
TASR506EXP	395.69

TACO EXP Switching Relay Specifications					
Stock Number	No. Zones	Pwrprt Slots	PwrCntrl Plugs	Transformer Voltage	Max.Comb. Load
SR501EXP	1	0	1	120 VAC Input	5 amps
SR503EXP	3	3	1	120 VAC Input	20 amps
SR504EXP	4	3	1	120 VAC Input	20 amps
SR506EXP	6	3	1	120 VAC Input	20 amps

## Taco Add-On Controls <sup>(24)</sup>



### Variable Speed Pump Mixing Control

STOCK NO	EACH
TAPC705	681.87

### Replacement Relay

STOCK NO	EACH
TASR024001	87.16

## Taco Zone Controls <sup>(24)</sup>

### Taco RMB-1 3/4" Radiant Mixing Block

- All-in-One Injection Piping, Pumping, Air Elimination and Control Package.
- Only 4 Pipe Connection Required.
- Plug-in Low Voltage Connections.
- Line Cord Included, Hard Wire Option.



SIZE	STOCK NO	EACH
3/4" Connections	TARMB1	2809.98

### Taco Set Point i Series Mixing Valve

- Ball Valve Design, High Cv.
- Operates Off Constant Power or Relay End Switch.



SIZE	STOCK NO	EACH
1" Connections	TAI100C3S1	691.47

## Aquastat Controller

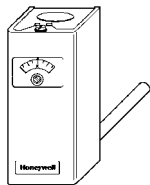


### Dual Aquastat Controller

High limit, low limit and/or circulator controllers used to regulate boiler water temperature in gas-fired hydronic heating systems. Immersion type, liquid filled sensing element actuates two snap switches. Does not require leveling. Adjustments made inside front cover.

STOCK NO	EACH
L4081A1023	417.59

## Aquastat Controllers



### L4006A1678 Aquastat Controller

Immersion type controllers for limiting or regulating temperatures of liquids in boilers or tanks. Breaks on temperature rise, high or low-limit. 240 F Stop. For 3" Wel.

STOCK NO EACH  
L4006A1678 ..... 234.25



### L4006A1959 Aquastat Controller

Immersion type controllers for limiting or regulating temperatures of liquids in boilers or tanks. High limit with 40°F to 180°F operating temperature and 2 F fixed differential.

STOCK NO EACH  
L4006A1959 ..... 233.42



### L4008A1015 Remote Bulb Controller

Hydronic controllers for limiting or regulation temp. of boiler water or liquid in tanks. Can also sense duct or outside air temperature. 240° F Stop.

STOCK NO EACH  
L4008A1015 ..... 250.52

### L6006A1145 Aquastat Controller

Immersion type controllers for limiting or regulating temperature of liquids in boilers or tanks. Circulator or high or low-limit. 5-30 F adjustable differential. 240 F Stop.

STOCK NO EACH  
L6006A1145 ..... 246.11

### L6006C1018 Aquastat Controller

Designed for surface mounting. Mounting bracket is furnished for pipe-strap mounting. No tapping of the boiler or draining of the system required. Range 60-200 Fah. 5-30 F adjustable differential.

STOCK NO EACH  
L6006C1018 ..... 221.27

### L6008A1192 Remote Bulb Controller

Hydronic Controllers for limiting or regulating temperature of boiler water or liquid in tanks. Can also sense duct or outside air temperature. 5-30 F adjustable differential. 240 F Stop.

STOCK NO EACH  
L6008A1192 ..... 399.53

## Aquastat Relays



### L4006 Aquastat Manual Reset High Limit

Strap-On type controllers for limiting or regulating temperatures of liquids in boiler or tanks.

STOCK NO EACH  
L4006H1004 ..... 354.16

## Tekmar Controls

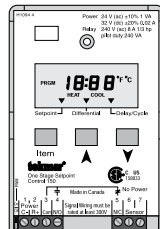
tekmarcontrols.com



### One Stage Setpoint Control 150

Digital display and a remote sensor. Wide setpoint range, accurate to within  $\pm 0.5^\circ$  F. Ideal for slow responding systems. Heating or cooling systems controlled through the SPDT output relay. 24V Class 2 power supply.

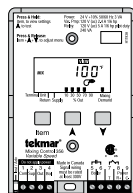
STOCK NO EACH  
TE150 ..... 307.64



### 2-Stage Setpoint Control 152

Has adjustable differentials, time delays, and a very wide setpoint range. A Universal Sensor 071 is supplied with control.

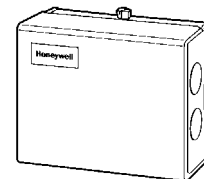
STOCK NO EACH  
TE152 ..... 414.07



### Variable Speed Mixing Control 356

Outdoor reset control with Injection mixing. Operates boiler. Operates and varies the speed of injection pump. Sensors Included. 24V Class 2 power supply.

STOCK NO EACH  
TE356 ..... 515.40



### L8124G1020 Triple Aquastat Relay

Immersion-type controller combines high limit protection with low limit and circulator control.

STOCK NO EACH  
L8124G1020 ..... 538.90

### L8148A1017 Aquastat Relays

Immersion-type controllers combine high limit protection with switching relay control of burner and circulator motors. Aquastat relay, Hi-limit, switching control of burner and circulator, 140-240 F., 120V.

STOCK NO EACH  
L8148A1017 ..... 372.92

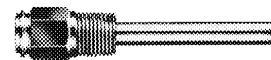
### L8148J1009 Aquastat Relays

Immersion-type controllers combine high limit protection with switching relay control of burner and circulator motors. 24V or milli-volt. Up to 3 zones.

STOCK NO EACH  
L8148J1009 ..... 458.96

(21)

### Immersion Wells



STOCK NO	EACH
HO121371A	82.97
HO121371B	94.50
HO121371L	110.30
HO121371M	124.50
HO123871A	117.83
HO123872A	107.27

Used With Aquastat	Model	Tapping	Bulb Dia.	Insertion	Insulation Depth
L8124G	*121371A	1/2"	3/8"	3"	1 1/2"
L8148A	*121371B	3/4"	3/8"	3"	1 1/2"
L8148J					
L4006A	*121371L	1/2"	3/8"	3"	3"
L4006E	*121371M	3/4"	3/8"	3"	3"
L4008A	123871A	3/4"	3/8"	3"	3"
L6006A	123872A	1/2"	3/8"	3"	3"
L6008A					
L8124G					
L8148A					
L8148J					
T675A	112622AA	1/2"	1/2"	4"	1 1/2"

\*With mounting clamps

Consult our heating department for explanation or list of control functions.



# Hydronic Controls <sup>(31)</sup>

(Ideal for Radiant Floor Heating Systems)

tekmarcontrols.com

## Tekmar Controls & Thermostats

### Invita™ WiFi Thermostat 564

- Ventilation
- Slim profile with multiple display color options
- Mobile & web app, warning email notifications
- Relative humidity control
- Weather, outdoor temperature
- Programmable schedule with early start, energy monitoring
- Water leak notification when connected to Watts FloodSafe Water Detector Shutoff

Conventional systems: Up to 2-stage heating, 2-stage cooling, fan and 2 accessories

DESCRIPTION	STOCK NO	EACH
White	TE564	363.77
Black	TE564B	363.77



### Non-Programmable Thermostats

- For HRF Heating Systems with Cooling and Slab Temperature Limits.
- Air and/or slab temperature control.
- 2-4 temps per day, 7 day or 24 hour schedules.
- Permanent or temporary overrides.
- No need to reset after power outage.
- 4 hour clock back-up (no battery needed).
- 24V (ac) power supply.
- Adjustable heating cycles per hour.

DESCRIPTION	STOCK NO	EACH
1stage heat ONLY	TE518	154.45
1stage heat air & slab w/sensor	TE519	175.43



### tN4/tN2 Thermostat 552/553

- Remote Sensing.
- Touchscreen.

DESCRIPTION	STOCK NO	EACH
1 Stage Heat	TE552	353.57
2 Stage Heat, 1 Stage Cool, Fan	TE553	498.64



### tN4/tN2 Thermostat 557

- Radiant Floor.
- 2 Heat Pump, 2 Cool.
- Backup.
- Humidity.
- Touchscreen.

STOCK NO	EACH
TE557	766.18



### 3-Way Brass Mixing Valve

Female NPT Connections

SIZE	STOCK NO	EACH
3/4"	TE710	257.34
1"	TE711	258.80
1 1/4"	TE712	263.90



### 4-Way Brass Mixing Valve

Female NPT Connections

SIZE	STOCK NO	EACH
3/4"	TE720	266.81



### Transformer Kit

24 Volt  
Includes Mounting Box

STOCK NO	EACH
TE009K	138.51



Consult our heating department for explanation or list of control functions.

### WiFi Thermostat 561/562

- 3.5" Color Touchscreen.
- Website, Apple iOS & Android Apps.
- Designed to Support Radiant Floor.
- 7 Day Programmable and Energy Savings Mode.
- Email Error and Warning Notifications.
- Local Weather & Outdoor Temperature.
- Clock & Software Updated Automatically.

DESCRIPTION	STOCK NO	EACH
1 Stage Heat	TE561	307.64
2 Stage Heat, 1 Stage Cool, Fan	TE562	391.47



### Switching Relays

- Connects thermostats and operates circulators to heat a zoned hydronic heating system.
- 303P, 304P and 306P provide a RoomResponse™ signal to modulating-condensing boilers to optimize comfort while improving boiler efficiency and energy savings.

CONNECTIONS	STOCK NO	EACH
Up to 1 Thermostat	TE301P	108.82
Up to 3 Thermostats	TE303P	264.97
Up to 4 Thermostats	TE304P	331.84
Up to 6 Thermostats	TE306P	428.06



### Zone Valve Controls

- Connects thermostats and operates zone valves to heat zoned hydronic heating system.
- Provides a RoomResponse™ signal to modulating-condensing boilers to optimize comfort while improving boiler efficiency and energy savings.

CONNECTIONS	STOCK NO	EACH
Up to 3 Thermostats	TE303V	203.57
Up to 4 Thermostats	TE304V	246.83
Up to 6 Thermostats	TE306V	312.64



### tN2 Wiring Center 313/314

- CSA C US Certified for use in USA and Canada
- External diagnostic LEDs
- For two-stage tekmarNet@2 Thermostats ONLY

ZONING	STOCK NO	EACH
4-Zone Valves	TE313	428.65
4-Zone Pumps	TE314	444.69



### tN2 House Control 402/403

- 4-Zone Valves
- Boiler, DHW & Setpoint, Mixing

ZONE OUTPUTS	STOCK NO	EACH
Four 24V (ac)	TE402	1192.64
Four 115V (ac)	TE403	1326.05



### tN2 House Control 406

- 2-Stage Heat Pump
- Boiler BU, Mixing, 4 Valves

STOCK NO	EACH
TE406	1863.32





## Boiler Controls

### Two Stage Boiler Control 261



Designed to control two separate on/off boiler stages (or one low/high fire) in order to provide outdoor reset or setpoint operation.

STOCK NO	EACH
TE261	780.03

### Smart Boiler Control 294



- Supports reverse return, primary-secondary and variable primary flow piping systems
- Sequential or parallel staging for condensing and non-condensing
- Remote access using Watts OnSite app
- Operates 4 boilers, expandable with TE294EXP
- 5 inch color touchscreen
- 115 V (ac) plus/minus 10%, 60 Hz, 9 W

STOCK NO	EACH
TE294	1744.50

### Smart Boiler Expansion



- Expansion for 4 boilers
- LED status indicators for power, communication, each boiler and pump/valve
- 3-wire communication
- Boiler configuration selected by DIP switches

STOCK NO	EACH
TE294EXP	1207.95

## Snow Melting Controls

### Snow Melting Control 654



- The 654 has an automatic start and stop function when used with Snow/Ice Sensor 090.
- Automatic start with a timed stop is available when used with the Snow Sensor 095.
- Power supply 24V.

STOCK NO	EACH
TE654	921.46

### WiFi Snow Melting Control 670



Boiler & Mixing/Electric. Works with the tekmar Snow/Ice Sensor 090 or Snow Sensor 095. Auto storm shut down & slab protection.

STOCK NO	EACH
TE670	3026.81

### WiFi Snow Melting Control 671



Boiler & Mixing/Electric. Works with the tekmar Snow/Ice Sensor 090 or Snow Sensor 095. Manual storm operation.

STOCK NO	EACH
TE671	1643.90

### Relays

DPDT relay that is used to isolate electrical loads and allow higher current ratings than the on board relays found on tekmar controls.

VOLTAGE	STOCK NO	EACH
24 V	TE003P	84.56
120 V	TE004	86.02



## Sensors

### Wireless Outdoor Sensor 087



10 year battery life. 5000 ft. open range. Compatible with all tekmar controls and thermostats. -40°F to 140°F

STOCK NO	EACH
TE087	219.43

### Indoor Sensor 076



Provides accurate measurement of indoor temperature. Small size, can be mounted directly on the wall. Can be connected to 10K room temperature unit(RTU) for remote temperature sensing.

STOCK NO	EACH
TE076	71.44

### Outdoor Sensor 070



Designed to provide accurate sensing of the outdoor temp. for display and control operation.

STOCK NO	EACH
TE070	57.59

### Snow Sensor 095



Aerial mounted sensor that detects falling snow and allows a tekmar Snow Melting Control 654 to automatically start the snow melting equipment.

STOCK NO	EACH
TE095	274.10

### Slab Sensors

Commonly used for supply/return water temp. Dimensions - 3/8" X 3/4", -60 to 255° F  
10K NTC thermistor 10kΩ @ 77° F

WIRE SIZE	STOCK NO	EACH
1'	TE071	48.11

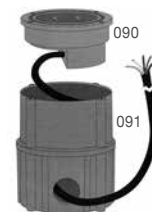
Used for snow melting slabs  
Dimensions 1/2" X 2", -60 to 140° F  
NTC thermistor 10kΩ @ 77° F.

WIRE SIZE	STOCK NO	EACH
20'	TE072	154.55

Commonly used for in floor heating applications  
Dimensions 3/16" X 1 1/2", -58 to 140° F  
NTC thermistor 10kΩ @ 77° F.

WIRE SIZE	STOCK NO	EACH
10'	TE079	53.95

### Snow/Ice Sensor 090/091



Used with 662 Snow and Ice Control. Detects Snow and ice on melting slab, then activates 662 Control.

STOCK NO	EACH
TE090	1109.54

STOCK NO	EACH
TE091	262.44

## Apollo Valves

apollovalves.com

### 3-Way Mixing/Diverting Valve

85° to 140° F.

SIZE	STOCK NO	EACH
3/4"	34A214S	298.71
1"	34A215S	329.18



### 3-Way Mixing Valves

120° to 180° F • Sweat/NPT • Lead Free

SIZE	STOCK NO	EACH
3/4" Sweat	34ALF214HS	336.65
1" Sweat	34ALF215HS	362.04
1" NPT	34ALF215HT	362.04


## Caleffi Valves

caleffi.com

### 5231 Series High Flow Thermostatic Mixing Valve

ASSE 1017  
200 psi Maximum Pressure  
Ranges: 95° to 150°F • Max inlet temp: 190° F

CONNECTORS	MIN FLOW (GPM)	STOCK NO	EACH
1/4" NPT	4.4	CA523170A	1363.69
1/2" NPT	8.8	CA523180A	2010.74
1/4" SWT	4.4	CA523178A	1305.05
1/2" SWT	8.8	CA523188A	1961.05



### AngleMix™ Angle-style 3-Way Thermostatic Mixing Valve

ASSE 1017  
150 psi (10 bar) Maximum Pressure  
Ranges: 95° to 150°F • Max inlet temp: 195°F

CONNECTORS	MIN FLOW (GPM)	STOCK NO	EACH
3/4" Press	0.5	CA520516A	280.29



### 521 MixCal™ Body & 521 AngleMix™ Body

ASSE 1017 • See fitting options below

TYPE	CONNECTORS	STOCK NO	EACH
521	1" Male Union Thread	CA521101A	152.08
520	Angle 1" Male Union Thread	CA520051A	152.08
<b>3/4" Connection for Zone &amp; Mixing Valve Bodies</b>			
	3/4" MNPT, 1" Nut, Washer	CANA20650	21.87
	3/4" Press, 1" Nut, Washer	CANA20656	21.97
	3/4" PEX Crimp, 1" Nut, Washer	CANA20657	18.73
	3/4" PEX Expansion, 1" Nut, Washer	CANA20658	18.73
	3/4" Sweat, 1" Nut, Washer	CANA20659	18.73
<b>1" Connection for Zone &amp; Mixing Valve Bodies</b>			
	1" MNPT, 1" Nut, Washer	CANA20660	36.20
	1" Press, 1" Nut, Washer	CANA20666	38.08
	1" PEX Crimp, 1" Nut, Washer	CANA20667	32.64
	1" PEX Expansion, 1" Nut, Washer	CANA20668	32.64
	1" Sweat, 1" Nut, Washer	CANA20669	32.64
<b>Optional Gauge</b>			
	1" Union Thread	CANA10358	39.03



\*\*Fittings sold in Qty. of 1, NEED 3 to complete Mixing Valve\*\*

## Heat Exchanger

dovercorporation.com



### (27) SWEPS Brazed Plate Heat Exchangers

B10T series is designed specifically for hydronic heating boiler application, snow melting, steam and fluid to fluid application. Copper brazed, stainless steel plates offer highly efficient, low fouling heat transfer surface. Rated for 450 psi. U-L listed.

# PLATES	WxLxD	HOT SIDE	COLD SIDE	STOCK NO	EACH
8	4.9x12.2x1.1	1" MPT	1" MPT	B10THX8FB	466.24
12	4.9x12.2x1.5	1" MPT	1" MPT	B10THX12FB	489.50
20	4.9x12.2x2.2	1" MPT	1" MPT	B10THX20FB	592.89
36	4.9x12.2x3.7	1" MPT	1" MPT	B10THX36FB	795.04
60	4.9x12.2x6	1" MPT	1" MPT	B10THX60FB	1085.32

### (27) SWEPS Mounting Bracket

STOCK NO	EACH
B10THBKT	64.87



### Taco 3196-1 Differential Bypass Valve

Differential Bypass Valve automatically reroutes the excess flow through the bypass valve. This prevents velocity noise while maintaining the designed heat transfer of each zone, enhancing overall system performance.

SIZE	STOCK NO	EACH
3/4"	TA3431961	99.16



# Bell & Gossett Circulator Pumps <sup>(24)</sup>

bellgossett.com



## 3-Piece Circulator Pumps

Oil Lubricated • 115v • Single Speed

MODEL NO.	TYPE	FLANGE	STOCK NO	EACH
-----------	------	--------	----------	------

**For heating systems. Small to medium applications**

106189	C.I.	STD	BG100	805.14
--------	------	-----	-------	--------

**For domestic hot water recirculation systems**

106197LF	BRZ	STD	BGB100	1410.96
102213LF	BRZ	HV	BGBHV	2453.64

## NRF Circulator Pumps

Water Lubricated • Cast Iron • 115v

MODEL NO.	SPEED	FLANGE	STOCK NO	EACH
-----------	-------	--------	----------	------

**For heating systems. Small to medium applications**

103417	3	STD	BGNRF25	204.35
103400	3	STD	BGNRF36	565.90
103404	3	HV	BGNRF45	656.28



## NBF Circulator Pumps

Water Lubricated • Bronze Body • 115v

MODEL NO.	SPEED	FLANGE	STOCK NO	EACH
-----------	-------	--------	----------	------

**For domestic hot water recirculation systems**

103252LF	1	STD	BGNBF22	617.00
103351LF	1	STD	BGNBF33	698.31
103255LF	1	UNION	BGNBF22U	593.08



## PL Series Circulator Pumps

Permanent Lubricated Bearings • Dry Rotor • 115v

MODEL NO.	SPEED	FLANGE	STOCK NO	EACH
-----------	-------	--------	----------	------

**For heating systems. Small to medium applications**

1BL012	1	STD C.I.	BGPL30	555.55
1BL001	1	STD C.I.	BGPL36	563.60
1BL032	1	STD C.I.	BGPL55	1050.71

**For domestic hot water recirculation systems**

1BL004LF	1	HV BRZ	BGPL45B	1119.20
----------	---	--------	---------	---------



## Circulator Pump Flanges

Standard & HV Flanges are interchangeable with all manufactures.

SIZE	FLANGE	STOCK NO	PAIR
------	--------	----------	------

**FOR CAST IRON**

3/4"	STD	BG101201	33.86
1"	STD	BG101202	33.86
1 1/4"	STD	BG101203	33.86
1 1/2"	STD	BG101204	33.86
1 1/2"	HV	BG101207	33.86
2"	SPC	BG101215	232.41

**FOR BRONZE**

3/4"	STD	BG101501LF	73.76
1"	STD	BG101502LF	73.76
1 1/4"	STD	BG101503LF	73.76
1 1/2"	STD	BG101504LF	73.76

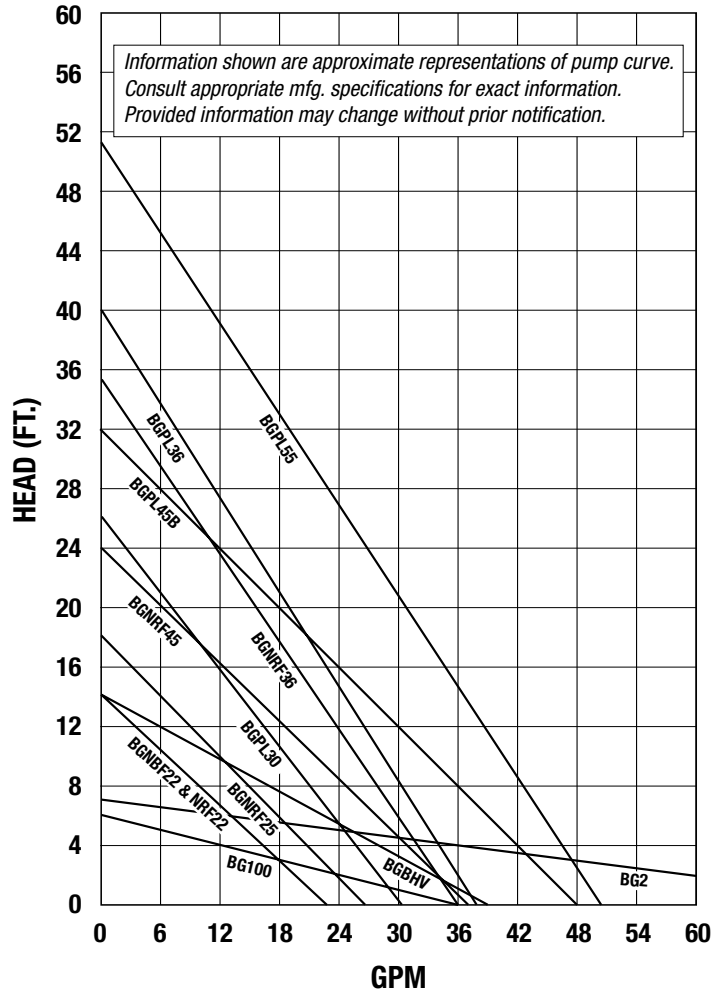


## 3/4" Union Connection (Sweat)

STOCK NO	EACH
BGUC34S	95.66

## Bell & Gossett Performance Curves

B & G



Performance Curves Reflect Models at High Speed

# Taco Circulator Pumps <sup>(24)</sup>

taco-hvac.com

## "00" Series Circulator Pumps

**Water Lubricated • 115v • Single Speed**  
For heating systems. Small to medium applications.

MODEL NO.	TYPE	FLANGE	STOCK NO	EACH
007-IFC	C.I.	STD	TA007F5	213.58
009-F5	C.I.	STD	TA009F	558.01
0011-F4	C.I.	STD	TA0011F	505.09



## "00" Series Circulator Pumps

**Water Lubricated • 115v • 3 Speed with Check**  
For heating systems. Small to medium applications.

MODEL NO.	TYPE	FLANGE	STOCK NO	EACH
0010MSF2IFC	C.I.	STD	TA0010MSF2IFC	613.56
0015MSF3IFC	C.I.	STD	TA0015MSF3IFC	212.23



## "00" Series Zoning Pumps

**Water Lubricated • 115v • Single Speed**  
For heating systems. Small to medium applications.

MODEL NO.	TYPE	FLANGE	STOCK NO	EACH
007-ZF5-9	C.I.	STD	TA007ZF5	421.20
007-ZF5-3IFC	C.I.	STD	TA007ZF53IFC	450.04
0011-ZF4-2	C.I.	STD	TA0011ZF4	906.71



## 0018e Circulator Pumps

Max. Operating Pressure - 125psi  
Max. Water Temperature 230° F  
4 Operating Modes: Infinitely variable fixed speed, constant pressure, proportional pressure or self-adjusting activeADAPT®. (2-way Bluetooth Communication)  
**ECM permanent magnet motor • 120v, 60Hz Single Phase**

MODEL NO.	SPEED	FLANGE	STOCK NO	EACH
00118e-2F2	VAR.	STD	TA0018E2F2	423.64



## 007e Circulator Pumps

**ECM Variable Speed • 120v 60Hz**  
Max. Operating Pressure - 125psi  
Max. Water Temperature 230° F  
Ideal for hydronic systems zoned with circulators or zone valves.

MODEL NO.	SPEED	FLANGE	STOCK NO	EACH
007e-F4	VAR.	UNIV	TA007E	297.31



## 00e Circulator Pumps

**ECM High-Efficiency Circulator • 110-120v 50/60Hz**  
Max. Operating Pressure - 125psi  
Max. Water Temperature 230° F  
Ideal for Delta-T or setpoint temperature applications. Uses up to 85% less electricity, Easy to program and install LCD displays operating mode, temperature or speed setting, watts, supply & return temperatures. Sure Start automatic unblocking mode

MODEL NO.	SPEED	FLANGE	STOCK NO	EACH
VT2218	VAR.	UNIV	TAVT2218	627.36



## "0034e" & "0034ePlus" Series EXM High-E Circulators

**ECM Variable Speed • 115V/208/230, 50/60Hz**  
Max. Operating Pressure - 150psi  
Max. Water Temperature 230° F  
Reduces power consumption by up to 85% compared to permanent split capacitor circulators

MODEL NO.	TYPE	FLANGE	STOCK NO	EACH
VM3450-HY1-FC2A00	C.I.	STD	0034EF2	1060.80
VR3450-HY1-FC2A00	C.I.	STD	0034EPF2	1368.99



## Hot-LinkPlus-e

**ECM High-Efficiency Instant Hot Water System 120v, 60Hz Single Phase**

Maximum Operating Pressure - 150psi  
Maximum Water Temperature 203° F  
The system combines the ECM high-efficiency 006e3 hot water circulator with the award-winning SmartPlug Instant Hot Water Control® and Hot-Link® Valve for maximum comfort and efficiency. Ideal for retrofits, the Hot-LinkPlus-e requires no programming.

MODEL NO.	SPEED	CONNECTIONS	STOCK NO	EACH
HLPe-1	1440-3720RPM	3/4" NPT M/F Unions included	TAHLPE1	637.27



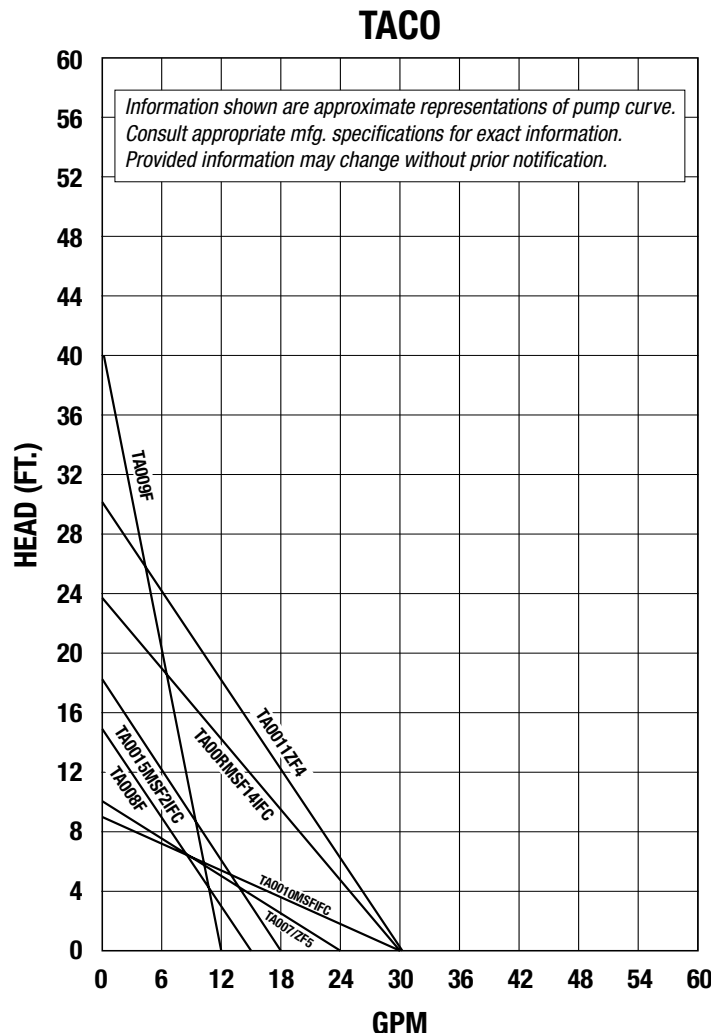
## 00e Series Circulator Pumps

**ECM High-Efficiency Circulator • 120v 60Hz**  
Maximum Operating Pressure - 125psi  
Maximum Water Temperature 230° F  
The 0015e3TM is a variable speed, high-efficiency wet rotor circulator with an ECM permanent magnet motor. It's ideal for hydronic systems zoned with circulators or zone valves. With 3 easy settings, the 0015e3 delivers performance, reliability and ease.

MODEL NO.	SPEED	FLANGE	STOCK NO	EACH
0015e3	4830RPM	Universal	TA0015E32F4	342.23



## Taco Performance Curves



Performance Curves Reflect Models at High Speed

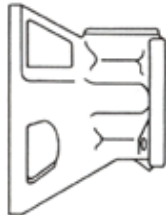


## Bell & Gossett

bellgossett.com

### Bearing Assembly

FOR	STOCK NO	PRICE
Series 100 C.I. ....	BG118844	332.63
1,11/4,11/2" ....	BG189162	642.58
2"(MFG 1951-75) ....	BG189163	657.70
Replaced 189120 & 189122		
HV (MFG After 1976) ....	BG189165	710.61
PR, 2 1/2", LD-3, HD-3 ....	BG189105	846.69
PD35,37,60-AA, 1522-AAAB ..	BG186863	1254.92
Series 100 Bronze ....	BG189034	325.07
PD38,39,40 & 60-A ....	BG185260	3197.77



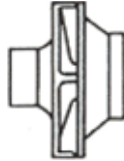
### Couplers

FOR	STOCK NO	PRICE
C.I. Coupler Series 100		
HV, 2", PR. ....	BG118705	53.67
C.I. Coupler Series		
2 1/2", LD-3, HD-3 ....	BG118723	81.65
C.I. Coupler PD35, PD37, 60-AA,		
1522 (1/2" Motor Shaft) ....	BG118473	136.08



### Impellers

FOR	STOCK NO	PRICE
Non-Ferrous Impeller Series		
100 C.I. & Bronze ....	BG189132	62.75
Brass Impeller Series		
100 Bronze. ....	BG118431	151.19
Steel Impeller Series		
2", HV (Prior 1976) ....	BG118668	309.95
Brass Impeller Series		
2", HV (Prior 1976) ....	BG118436	370.43
Brass Impeller Series		
2 1/2", LD3 ....	BG118440	695.50
Brass Impeller Series PD37		
1522, 60-2AA, 60-2A		
(5 1/4" Impeller). ....	BG118626	1118.84
Brass Impeller Series PD37		
1522, 60-2AA, (4 3/4" Impeller)	BG118627	1118.84
Non-Ferrous Impeller Series		
2", 2" Bronze, HV, HV Bronze	BG189128	249.47



### Flange Gaskets

FOR	STOCK NO	PRICE
Series 100, PR, 60-1AA,		
60-1-1/4AA. ....	BG118368	18.90
Series HV, 60-1-1/2AA,		
60-1-1/2A. ....	BG118373	40.07
Series 2" NFI, 2" BFNI. ....	BG118378	46.87
Series 2 1/2", LD3, HD3, PG35,		
PD37, PD38, PD39, PD40 ...	BG118129	47.63



### Motors

FOR	STOCK NO	PRICE
1/2HP 115v Series 100 ....	BG111034	899.61
1/6HP 115v Series 2", HV		
(Larger Motor - Old Style) ...	BG111031	1270.03
1/6HP 115v Series 2" NFI,		
2" BNFI, HV NFI, HV BNFI		
(Smaller Motor -New Style) ..	BG111061	1322.95
1/4HP 115v Series 2 1/2", LD3 ..	BG111040	2116.72
1/3HP 115v Series HD3 ....	BG111042	2691.26
1/2HP 115/230v Series PD35,		
60-1-1/2AA, 1-1/2A ....	BG111044	3681.59



### Seal Kits

STOCK NO	PRICE
BG118681. ....	90.72
BG186499. ....	362.87



### Motor Mounts

FOR	STOCK NO	PRICE
Series 100, HV, HV NFI,		
HV BNFI, 2" ....	BG118223	68.04
Series HD3, PD35, PD37, 60,		
1522 (1/3, 1/2, 3/4 HP ONLY) ...	BG118228	96.76



### Bearing Assembly

FOR	STOCK NO	PRICE
Series 60 Maintenance Free		
(Through 1 1/2HP) (Additional		
parts needed for 6 1/4 Pumps)	BG185332	1244.95

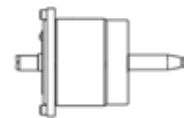
### Oil Lube

FOR	STOCK NO	PRICE
ALL Oil Lubricated Pumps	BGL23401	16.63

**Taco**  
taco-hvac.com

### Bearing Assembly

FOR	STOCK NO	PRICE
ALL 9 & SER # Pumps. ....	TA1600160	1398.28



### Coupler Inserts

FOR	STOCK NO	PRICE
ALL 3J Couplers, Inline		
1/4 & 1/3 HP. ....	TA1624020	28.35
4J 5/8 x 1/2 Couplers, Inline		
1/2 HP 48 FR. ....	TA1624004	33.67
ALL 5J Couplers, Inline 3 HP	TA900512	54.36



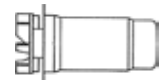
### Flange Gaskets

FOR	STOCK NO	PRICE
110-113 Pumps. ....	TA110339	24.79
121-138 Pumps, 1600 Pumps	TA1600050	221.40



### Cartridge Assembly

FOR	STOCK NO	PRICE
Most 007 C.I. Single Speed,		
Most 007ZF Models. ....	TA007042RP	268.11
Most 0011 C.I. 1 Speed, 0011ZF. ...	TA0011009RP	592.11



### Circuit Board

FOR	STOCK NO	PRICE
For Circulating Zone Pumps		
TA005025. ....		234.90

### Circulator Pump Flanges

Standard & HV Flanges are interchangeable with all manufactures.

SIZE	FLANGE	STOCK NO	EACH
<b>FOR CAST IRON</b>			
3/4"	STD	TA110251	26.07
1"	STD	TA110252	26.07
1 1/4"	STD	TA110253	26.60
1 1/2"	STD	TA110254	26.60
<b>FOR BRONZE</b>			
3/4"	STD-Swivel	SF075T	95.40
1"	STD-Swivel	TA2552	64.50





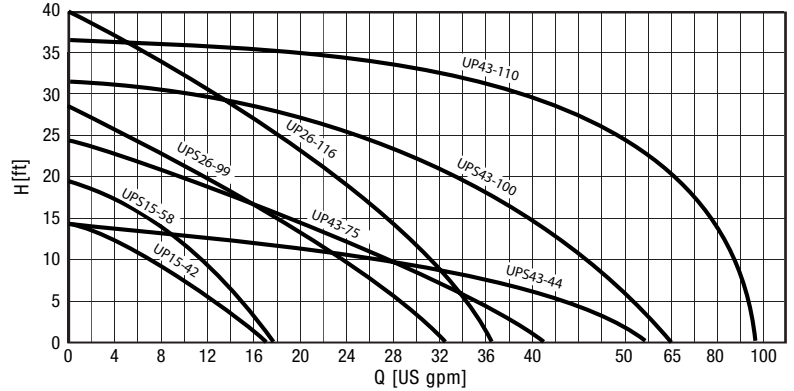
## Grundfos UP Series Circulator Pumps

UP Series pumps are of the canned rotor type. The bearings are lubricated by the pumped liquid.



### CAST IRON

MODEL	FLG	SPEED	VOLT	STOCK NO	EACH
59896341	STD	3	115	UPS1558FC	237.49
52722512	STD	3	115	UPS2699FC	691.56
52722513	STD	3	230	UPS2699FC230V	796.50
52722514	HV	3	115	UPS4344FC	952.13
95906636	HV	3	115	UPS43100F	877.08
96439643	HV	1	115/208-230	UP43110F	3011.90



Curves reflect 3 Speed Models at High Speed

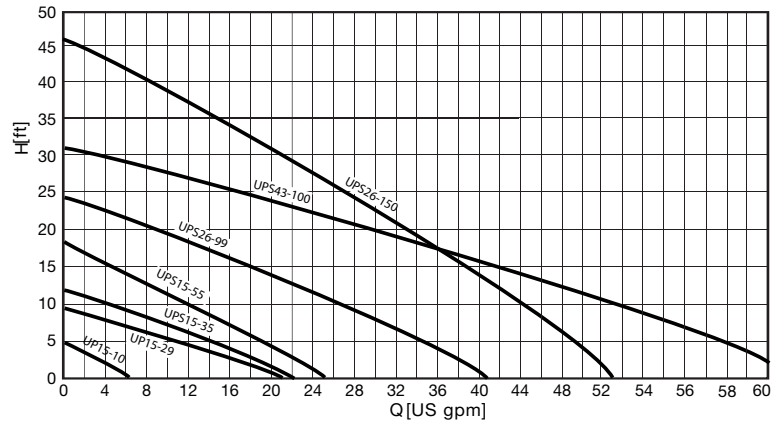
## Grundfos UP Series Circulator Pumps

UP Series pumps are of the canned rotor type. The bearings are lubricated by the pumped liquid.



### STAINLESS STEEL

MODEL	FLG	SPEED	VOLT	STOCK NO	EACH
59896775	UN	1	115	UP1529SU	555.72
59896772	STD	3	115	UPS1535SFC	776.91
59896773	STD	3	115	UPS1555SFC	815.62
52722518	STD	3	115	UPS2699SFC	1345.08
95906632	STD	3	115	UPS26150SF	1599.44
95906638	HV	3	115	UPS43100SF	1388.02



Curves reflect 3 Speed Models at High Speed

## Grundfos 15-10 SU7P/TLC, 1 Comfort valve

Comfort System for hot-water recirculation delivers hot water instantly to all faucets in private homes. It uses a bypass valve and pump with a timer to control water flow and deliver instant hot water.



### STAINLESS STEEL

MODEL	FLG	SPEED	VOLT	STOCK NO	EACH
595916	UN	1	115	UP1510SU7PTLC	575.08

## Grundfos UPS VersaFlo Series Circulator Pumps

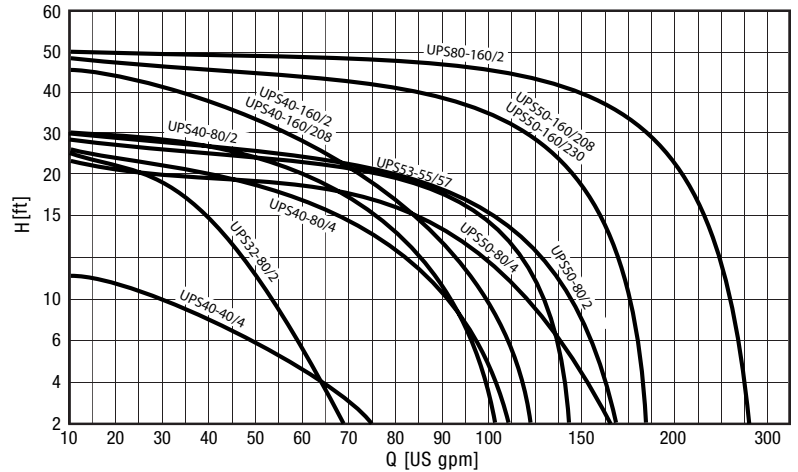
### 3-Speed

UP Series pumps are of the canned rotor type. The bearings are lubricated by the pumped liquid.



### CAST IRON

MODEL	FLG & SIZE	HP	VOLT	PH	STOCK NO	EACH
96402708	STD 1 1/4"	1/2	115	1	UPS32802115	2365.34
96402762	HV 1 1/2"	3/4	115	1	UPS40802	3207.33
96402782	HV 1 1/2"	3/4	115	1	UPS401602	4059.72
96402784	HV 1 1/2"	3/4	208/230	3	UPS401602208	4059.72
96402834	SPC 2"	3/4	115	1	UPS50802	3179.93
96402838	SPC 2"	3/4	208/230	3	UPS50802208	3179.93
96402860	SPC 2"	1 1/2	208/230	3	UPS501602208	4816.67
96411613	SPC 2"	1 1/2	230	1	UPS50160230	4816.67
96654373	SPC 2, 2 1/2, 3"	3/4	115	1	UPS535557F	3812.13



Curves reflect 3 Speed Models at High Speed

(21)

## Comfort Valves

1/2" NPT - 15 pcs.

MODEL #	STOCK NO	EACH
595926	GR595926	211.84



# Grundfos Circulator Pumps (24)

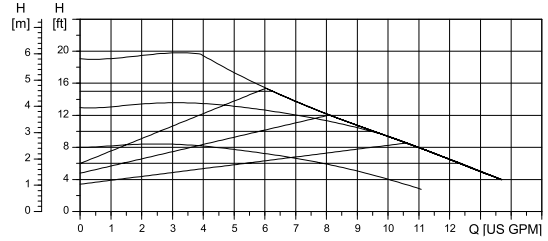
grundfos.com

## Grundfos UPSe 15-58 F Circulator Pumps

Includes constant pressure, proportional pressure, and constant curve, each with three settings. High-efficiency ECM variable speed circulator designed for a wide variety of heating. New toolless, removeable power connector.

### EN 1561 EN-GJL-150 ASTM A48-25A • Terminal Box

MODEL	FLANGE	SPEED	VOLT	LINE CORD	STOCK NO	EACH
92603106	Cast Iron	VAR.	115	NO	UPSE1558F	367.20

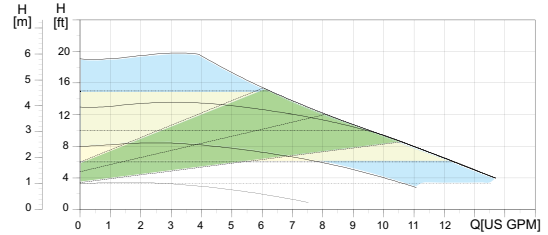


## Grundfos Alpha 15-58 F Circulator Pumps

intelligent controls featuring a constant-pressure, proportional-pressure and constant curve, each with three settings as well as an AUTOADAPT setting. New toolless, removeable power connector. Simple, fast and intuitive setting, control and monitoring as well as troubleshooting analysis via Grundfos GO app.

### EN 1561 EN-GJL-150 ASTM A48-25A • Terminal Box

MODEL	FLANGE	SPEED	VOLT	LINE CORD	STOCK NO	EACH
92603115	Cast Iron	VAR.	115	NO	ALPHA1558F	476.55



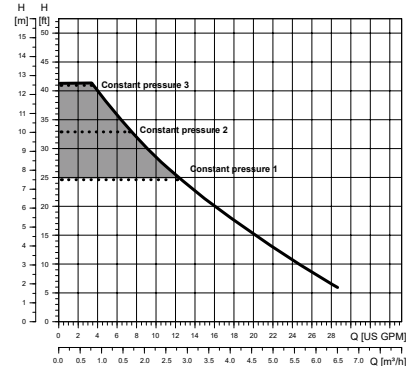
Line type	Description
—	Constant curve
—	Proportional pressure
—	Constant pressure
—	Minimum Constant pressure
—	Minimum Constant curve
■	Constant curve AUTOADAPT
■	Constant pressure AUTOADAPT
■	Proportional pressure AUTOADAPT

## Grundfos Alpha2 26-99F Circulator Pumps

Featuring eight different operating modes including constant pressure AUTOADAPT and proportional pressure AUTOADAPT. The design protects the pump from harmful iron oxide and reduces energy consumption by up to 85% with EMC technology.

### CAST IRON

MODEL	FLG	SPEED	VOLT	LINE CORD	STOCK NO	EACH
99490916	STD	VAR.	115	YES	ALPHA22699F	1058.40

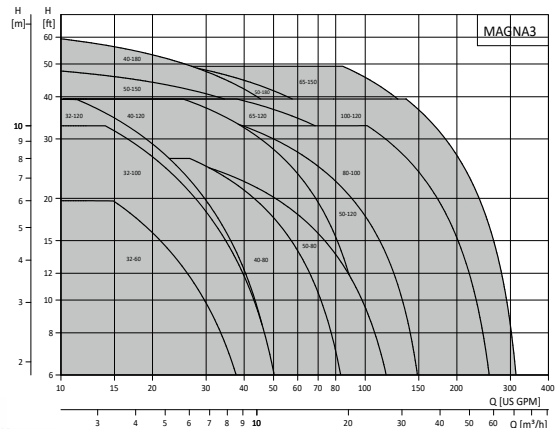


## Grundfos "Magna 3" Series Circulator Pumps

ECM Variable Speed. Single Phase. 115v

### CAST IRON

MODEL	FLG	SPEED	HP	STOCK NO	EACH
98126800	HV 1 1/2"	VAR.	1/3	MAGNA34080	3570.05
98126804	HV 1 1/2"	VAR.	1/2	MAGNA340120	4104.00
98126808	HV 1 1/2"	VAR.	3/4	MAGNA340180	5803.49
98126816	SPC 2"	VAR.	3/4	MAGNA350150	5965.06
98124696	SPC 2"	VAR.	1	MAGNA365120	6445.44

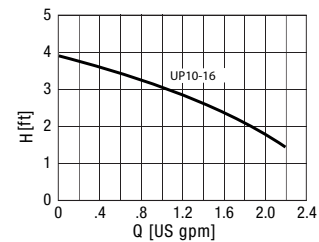


## Grundfos "UP10" Series Circulator Pumps

BRONZE Domestic Recirculating Pumps. 115v

### FLANGES SOLD SEPARATELY (12GRSWFL or 34GRSWFI)

MODEL	CONNECTION	LINE CORD	STOCK NO	EACH
<b>Auto Adapt</b>				
98420224	1 1/4" NPSM	Yes	UP1016APMBULC	634.50
99412493	1 1/4" NPSM	Yes	UP1016TEMPBULC	526.50
<b>Timer</b>				
99812354	1 1/4" NPSM	Yes	UP1016DTBULC	526.50



## Flanges

MODEL	FLG	SIZE	FOR USE WITH	STOCK NO	EACH
529913	UNION	1/2"Swt	BRZ UP10,15	12GRSWFL	90.96
529911	UNION	3/4"Swt	BRZ UP10,15	34GRSWFI	89.30
519601	STD	3/4"	C.I.	34GRCIFL	36.38
519602	STD	1"	C.I.	1GRCIFL	33.08
519603	STD	1 1/4"	C.I.	114GRCIFL	33.08
519604	STD	1 1/2"	C.I.	112GRCIFL	33.08
539605	HV	1 1/2"	C.I. UPS40,43	112GRCIFL4375F	43.59
539615	HV	1 1/2"	BRZ UPS43	112GRGIFL4375BF	145.53
91584910	SPC	2"	C.I. UPS53	91584910	187.11
91584911	SPC	2 1/2"	C.I. UPS53	91584911	187.11
91584912	SPC	3"	C.I. UPS53	91584912	251.96
96409354	SPC	2"	C.I. UPS50	2GRCIFLUPS	118.00
96409355	SPC	2"	BRZ UPS50	2GRBRFLUPS	861.60
569601	SPC	3"	C.I. UPS80	3GRCIFL	335.95

**NOTE:**  
Standard & HV Flanges are interchangeable with all manufactures.

## Accessories

### Thermostatic Control

Aquastat kit , 3/4" clip-on mount for 7/8" OD system piping size , 85°-105° (3/4" ID copper tubing or 1/2" steel pipe) wire, with PVC jacketed cable.

MODEL #	STOCK NO	EACH
59.5444	34GRTHCO	107.14

(21)

### Flange Gaskets

MODEL #	STOCK NO	EACH
<b>Oblong, for Isolation Flange 51.97.55.</b>		
510231	GR510231	14.09
<b>15/26 for 2-bolt 1 1/4" flange</b>		
510179	GR510179	19.99

# Wilo Circulator Pumps (24)

wilo-usa.com

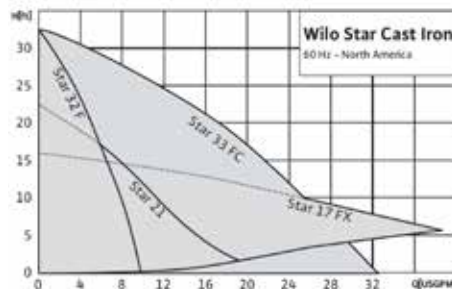
## WILO Star Residential Circulators

Stainless steel shaft, quick connect wiring, wet rotor design, automatically vented, single & three speed models.

### CAST IRON

MODEL	FLG	SPEED	ELECTRICAL	STOCK NO	EACH
Star 17FX*	HV	Single	115/1	WI17FX	551.58
Star S 21RFC	STD	3 Speed	115/1	WIS21RFC	142.91
Star 32F	STD	Single	115/1	WI32F	370.59
Star S 33 FC	STD	3 Speed	115/1	WIS33FC	431.42

\* Flanges Included. See pages 914 & 918 for Flange Options



**High Velocity Flanges  
MUST use WEG40403 Gasket when  
using Webstone Isolations Valves**

## WILO Accessories

### Flanges

Includes Bolts & Nuts

MODEL	FLG	SIZE	FOR USE WITH	STOCK NO	EACH
Tops S & Stratos	HV	1/4"	C.I.	WI2705104	49.99
Tops S & Stratos	HV	1/2"	C.I.	WI2705026	49.99
Tops S & Stratos	SPC	2"	C.I.	WI2705027	125.83

### Z-15 Accessories

#### Heavy Duty Timer

3 On/Off Settings

STOCK NO	EACH
WI2706099	63.78

### Flange Gaskets

3/4"-1 1/2"

SIZE	STOCK NO	EACH
3/4" - 1 1/2"	WI2705014	17.24
<b>For Stratos &amp; Top S</b>		
1 1/4" x 1 1/2"	WI2060210	17.24
2"	WI2060211	17.24

**NOTE:**  
Please see pages 914 & 918  
for other flanges

# Zone Valves

## Hydronic Zone Valves

honeywell.com

(31)

### 5000 Series Zone Valves V8043 Quickfit®

Straight-thru normally closed 24-volt valves with sweat connections.



PIPE SIZE	ELECTRICAL CONNECTIONS	END SWITCH	STOCK NO	EACH
3/4"	18" Leads	No	V8043A5029	164.89
1/2"	18" Leads	SPST	V8043E5004	161.72
3/4"	18" Leads	SPST	V8043E5012	170.51
1"	18" Leads	SPST	V8043E5020	192.48
*3/4"	18" Leads	SPST	V8043E5061	173.00
*1"	18" Leads	SPST	V8043E5079	194.34
3/4"	Terminal Block	SPST	V8043F5036	187.34
1"	Terminal Block	SPST	V8043F5051	208.57

\*8CV rating

Models	
V8043A	Leadwires
V8043E	Leadwires & End Switch
V8043F	Terminal Board & End Switch

(31)

### 1000 Series Zone Valves V8043 Low Voltage

Straight-thru normally closed 24-volt valves with sweat connections.



PIPE SIZE	ELECTRICAL CONNECTIONS	END SWITCH	STOCK NO	EACH
3/4"	18" Leads	Yes	V8043E1012	157.66
1"	18" Leads	No	V8043A1037	197.59
*1"	Terminal Block	Yes	V8043F1101	203.67

**24-volt valves with ProPress connections.**

1/2"	18" Leads	Yes	V8043E1411	202.31
3/4"	18" Leads	Yes	V8043E1412	204.28
1/2"	18" Leads	No	V8043A1311	199.05
3/4"	18" Leads	No	V8043A1312	200.97

\*8CV rating

(31)

### Honeywell 3-Way Zone Valve

PIPE SIZE	STOCK NO	EACH
3/4"	V8044A1044	189.03

(21)

### Parts for Zone Valves

STOCK NO	EACH
<b>MH Motor</b>	
HO82360JA	78.81
<b>Powerhead Assembly for A-Series</b>	
HO40003916521	177.98
<b>Powerhead Assembly for E-Series</b>	
HO40003916526	187.68
<b>Powerhead Assembly for F-Series</b>	
HO40003916548	206.90


## Hydronic Zone Valves

taco-hvac.com

(24)

### Taco Zone Valves

Each with its own Taco thermostat, permit accurate temperature control of individual rooms or groups of rooms in residences or commercial buildings. Exclusive heat motor functions silently. Beryllium copper metal bellows separates system water from the atmosphere for positive, leak proof operation. Easy to service replacement power head. Low voltage, heat operated valves designed for zoning hydronic heating/cooling systems.



PIPE SIZE	STOCK NO	EACH
3/4"	TA571	220.51
1"	TA572	266.38

(24)

### Taco Geothermal Valve

Designed for high head, open system zone control. End switch design permits control of the heat pump by the valve. This allows movement of cold water into the coil before the heat pump starts.

#### No. 557G • 1" sweat • 2-way

PIPE SIZE	STOCK NO	EACH
1" Sweat	TA557G2	414.07

(24)

### Multi-Volt Zone Sentry Zone Valve

The Multi-Volt Zone Sentry will accept input voltages between 120 and 277VAC 50/60HZ. The Multi-Volt Zone Sentry zone valve is designed for use in hydronic HVAC systems, primarily in fan coils and air handlers or other HVAC systems where a quality line voltage zone valve is required

#### 1" sweat • 2-way

PIPE SIZE	STOCK NO	EACH
1" Sweat	TAV100	431.27



(31)

### Taco Zone Sentry Zone Valve

Flow capacity (Cv), shutoff pressure rating, diagnostic capability and the number of valves (12) that can be use on a standard 40VA transformer.

PIPE SIZE	STOCK NO	EACH
3/4"	TAZ075C21	198.30
1"	TAZ100C21	234.97



## Hydronic Zone Valves

resideo.com

(31)

### Two-Way Globe Valve

Used for two-position or modulating control of steam water or water and glycol solutions (to 50% concentration) in heating/cooling systems.



PIPE SIZE	STOCK NO	EACH
<b>Hot Water (Direct Acting)</b>		
3/4"	V5011N1057	148.87

(21)

### Auxiliary End Switch

For V5011 Two-Way Globe Valves

STOCK NO	EACH
272630D	329.83

(31)

### Actuators

STOCK NO	EACH
<b>Valve adapter for ML actuator</b>	
272629A	118.41

**Caleffi**  
caleffi.com

(31)

### Caleffi Zone Valve

Max body pressure: 300 psi  
Working Temperature Range: 32–240°F  
Water, 50% max glycol, 15 psi max steam

**Press Connections • 18" leads  
Designed for Zone Panel use ONLY**

PIPE SIZE	STOCK NO	EACH
1/2" PRESS	CAZ44P	230.59
3/4" PRESS	CAZ45P	234.58
1" PRESS	CAZ46P	265.40
Replacement Actuator	CAZ111000	118.29





# Danfoss Zone Valves <sup>(24)</sup>

Suitable for all types of radiators including baseboard, convectors, free-standing radiators, or loop made up of any of these (as in apartment suites, etc.) Self-powered by means of a liquid charge, these units are independent and need no electrical wiring. The liquid in the bulb expands and contracts in accordance with room temperature and thereby modulates the supply of heat.

## Type RA2000 Thermostatic Radiator Valves RA2000 Control Mechanisms

**For pricing:**  
Add price of valve required to price of Control Mechanism

### 015G4290

Combined dial/operator/sensor for areas where heating unit is not obstructed by furnishing that interfere with air circulation around the sensor.

STOCK NO	EACH
RA015G4290	85.91



### 013G8252

Dial/operator with 6' remote sensor for areas where radiation is enclosed or obstructed by furnishings. Remote sensor may be mounted on wall where air can pass unrestricted or below a convector element.

STOCK NO	EACH
RA013G8252	121.21



### 013G8564

Operator with separate 6' remote dial and 6' remote sensor for use where dial must be mounted away from the valve due to enclosure design, piping or convenience considerations. The remote sensor is placed beneath the radiation or on a draft-free wall.

STOCK NO	EACH
RA013G8564	260.84



### 013G8562

Wall mount operator with combined remote-mounted sensor and dial. 6' cap. tube.

STOCK NO	EACH
RA013G8562	171.85



### RA013G8070

Adapters from Old Series RA Operators to new Series RA2000 Operators.

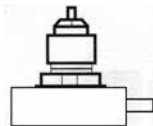
STOCK NO	EACH
RA013G8070	110.61



### RA013G8072

Adapters from Old Series RAV Operators to new Series RA2000 Operators.

STOCK NO	EACH
RA013G8072	110.61



Side Mount Angle Body



Angle Body



Straight Body



## Type RA2000 Hot Water/Two Pipe Low Pressure Steam

DESCRIPTION	STOCK NO	EACH
1/2" NPT Angle Valve Body	RA013G8014	79.02
1/2" NPT Straight Valve Body	RA013G8015	79.02
3/4" NPT Side Mount Angle Valve Body	RA013G8018	90.09
3/4" NPT Angle Valve Body	RA013G8019	90.09
3/4" NPT Straight Valve Body	RA013G8020	90.09
1" NPT Angle Valve Body	RA013G8024	128.01
1" NPT Straight Valve Body	RA013G8025	128.01
1 1/4" NPT Angle Valve Body	RA013G8031	219.70
1 1/4" NPT Straight Valve Body	RA013G8032	219.70

## One Pipe Low Pressure Steam

With vacuum breaker (Also requires a #41 Hoffman air Vent)

SIZE	STOCK NO	EACH
1/8" NPT	RA013G0140	154.88

## Hot Water Valve

Solder Union Straight VB

SIZE	STOCK NO	EACH
3/4"	RA013G8044	121.70

**NOTE:**  
Heating Applications ONLY  
If Valve Contains LEAD

## Isolator Double Flanged Check

Forged Brass Check Valve, w/ Rotating Flange, Includes One Set of Mounting Bolts & Flange Gasket, Fits Standard & High Velocity Pumps.

SIZE	STOCK NO	EACH
3/4" thru 1 1/4"	WE13703HV	57.98
1 1/2" thru 2"	WE13706HV	72.48



## Rotating Isolation Flanges

Press Connect • High Velocity

SIZE	FLANGE	STOCK NO	EACH
3/4"	HV	WE81403HV	58.05
1"	HV	WE81404HV	69.66
1 1/4"	HV	WE81405HV	87.07
1 1/2"	HV	WE81406HV	108.84
2"	HV	WE81407HV	163.22

Contains LEAD



## Rotating Isolation Flanges

Press Connect • High Velocity with Multi-Function Drain

SIZE	FLANGE	STOCK NO	EACH
3/4"	HV	WE81413HV	81.27
1"	HV	WE81414HV	97.51
1 1/4"	HV	WE81415HV	121.89
1 1/2"	HV	WE81416HV	152.36
2"	HV	WE81417HV	228.54

Contains LEAD



## Purge and Fill Valve

SIZE	STOCK NO	EACH
<b>IPS</b>		
3/4"	WE48613	87.23
1"	WE48614	109.03
1 1/4"	WE48615	136.27
<b>Sweat</b>		
3/4"	WE58613	87.23
1"	WE58614	109.03
1 1/4"	WE58615	136.27
<b>Press</b>		
3/4"	WE88613	96.94
1"	WE88614	121.13
1 1/4"	WE88615	151.41

Contains LEAD



## Loop Purge Tee

SIZE	STOCK NO	EACH
<b>Press</b>		
1" x 3/4"	WE88643	161.50
1" x 1"	WE88644	179.41
1 1/4" x 1 1/4"	WE88655	326.24

Contains LEAD



## Rotating Isolation Flanges

SIZE	FLANGE	STOCK NO	EACH
<b>Flange X Sweat • LEAD FREE</b>			
3/4"	STD	WE51403	65.31
1"	STD	WE51404	78.36
1 1/4"	STD	WE51405	97.99
1 1/2"	STD	WE51406	122.46
<b>Flange X IPS • LEAD FREE</b>			
3/4"	STD	WE41403	65.31
1"	STD	WE41404	78.36
1 1/4"	STD	WE41405	97.99
1 1/2"	STD	WE41406	122.46



## High Velocity Rotating Isolation Flanges

SIZE	STOCK NO	EACH	
<b>Flange X Sweat • LEAD FREE</b>			
1 1/4"	WE51405HV	97.99	
1 1/2"	WE51406HV	122.46	
2"	WE51407HV	183.69	
<b>Flange X IPS • LEAD FREE</b>			
1 1/4"	HV	WE41405HV	97.99
1 1/2"	HV	WE41406HV	122.46



## Full Port Ball Drain

SIZE	STOCK NO	EACH
<b>Press Connect • High Flow Hose Drain • LEAD FREE</b>		
1/2"	WE80612W	60.57
3/4"	WE80613W	80.77
1"	WE80614W	129.22
1 1/4"	WE80615W	206.73
1 1/2"	WE80616W	289.49



## Full Port Ball Valve

SIZE	STOCK NO	EACH
<b>IPS • High Flow Hose Drain and adjustable packing gland • LEAD FREE</b>		
1 1/2"	WE40616	151.98
2"	WE40617	303.96

Contains LEAD



## Full Port Ball Service Valve

PIPE SIZE	STOCK NO	EACH
1/2"	WE41672	50.36

Contains LEAD



## Rotating Flange

With Multi-Function Drain  
Full port brass ball valves.

SIZE	FLANGE	STOCK NO	EACH
<b>FLG x C • LEAD FREE</b>			
3/4"	STD	WE51413	91.43
1"	STD	WE51414	109.70
1 1/4"	STD	WE51415	137.12
1 1/2"	HV	*WE51416HV	137.12
1 1/2"	HV	WE51416WHV	171.41
2"	HV	WE51417HV	257.11

\* Contains Lead



## Isolator Flanges

Isolator Valve  
LESS Check • For UP4375 & UPS40 HV Pumps

SIZE	FLANGE	STOCK NO	EACH
<b>Flange X IPS</b>			
2"	HV	WE40407HV	146.93

Contains LEAD



## Full Face Gasket

STOCK NO	EACH
WEG40403	4.79

**NOTE:**  
Must use with Wilo's  
Strato's High Velocity Flanges

## Full Port Ball Valve

SIZE	STOCK NO	EACH
<b>IPS • 600 WOG • High Flow Hose Drain and adjustable packing gland • LEAD FREE</b>		
1 1/2"	WE40616W	202.64
2"	WE40617W	303.96




## Purge Valves

SIZE	STOCK NO	EACH
<b>Sweat</b>		
1/2"	WE50612	45.23
3/4"	WE50613	64.61
1"	WE50614	90.46
<b>IPS</b>		
3/4"	WE40613	64.61
1"	WE40614	90.46
1 1/4"	WE40615	144.74



## Expansion Tanks

### Standard Compression Tanks



- Compression tank must be absolutely air tight.
- Tanks are of black steel construction, thoroughly tested and guaranteed leakproof.
- Tanks are rustproof coated on the exterior only.

TANK CAP (GAL)	TANK DIMEN	STOCK NO	EACH
<b>75 P.S.I. Working Pressure</b>			
8	12x16"	8EXTA	246.92
15	12x30"	15EXTA	298.22
18	12x36"	18EXTA	321.18
24	12x48"	24EXTA	361.06

### 75 P.S.I.G. Working Pressing With gauge glass 1/2" tappings

30	12x60"	30EXTAG	438.48
40	14x60"	40EXTAG	495.08
66	18x60"	66EXTAG	643.44
82	20x60"	82EXTAG	729.17

**See Hydro-Node on page 722 for Wall Mount Applications**



### Extrol Compression Tanks

- For use with closed hydronic heating and cooling systems.
- Max. working pressure = 100 PSIG.
- Max. operating temperature = 240°F.
- Factory precharge = 12 PSIG.

SYSTEM CONN(NPT)	ACCEPTANCE VOL.(GAL)	STOCK NO	EACH
1/2"	1.0	AM15	82.35
1/2"	2.5	AM30	97.99
1/2"	2.5	AM60	198.83
1"	11.3	AMSX30	407.86
1"	11.3	AMSX40V	444.74
1"	11.3	AMSX60	625.57
1 1/4"	34.0	AMSX90	1115.06
1 1/4"	46.0	AMSX160V	1409.54



### Extrol Pro Compression Tanks

- Engineered for modern, high efficiency systems including hydronic, solar and radiant systems.
- Max. working pressure = 125 PSIG.
- Max. operating temperature = 200°F.
- Factory precharge = 15 PSIG.

SYSTEM CONN(NPT)	ACCEPTANCE VOL.(GAL)	STOCK NO	EACH
1/2"	1.0	AMEX15PRO	104.63
1/2"	2.7	AMEX30PRO	124.72

### Expansion Tank Tag

STOCK NO	EACH
EXTATA	2.32

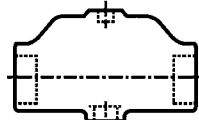
### Expansion Tank Support Kit

STOCK NO	EACH
13" Max. Diameter	
SC5980213	10.79



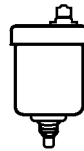
## Air Purgers

amtrol.com



### Amtrol Air Purgers

SIZE	STOCK NO	EACH
1"	AM443	52.79
1 1/4"	AM444	52.79
1 1/2"	AM445	119.17
2"	AM446	131.42



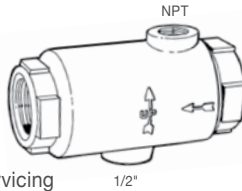
### Amtrol Air Vent

Float vent: up to 150 PSI

PIPE SIZE	STOCK NO	EACH
1/8" MPS	AM700C	23.83

### B & G In-line® Air Separator

- Easily Installed
- Compact Design
- No Moving Parts
- Never Requires Servicing
- Efficiently Separates Air
- One Piece Cast Iron Construction



Specifically designed to efficiently separate air from circulating water in hydronic heating and cooling systems. Minimum working pressure: 175psi. Maximum operating temp. 300° F

NO.	SIZE	NPT	STOCK NO	EACH
IAS-1	1"	1/8"	BGHIAS1	49.82
IAS-1 1/4"	1 1/4"	1/8"	BG114IAS	49.82
IAS-1 1/2"	1 1/2"	3/4"	BG112IAS	140.66
IAS-2	2"	3/4"	BG2IAS	140.66
IAS-2 1/2"	2 1/2"	3/4"	BG212IAS	395.60
IAS-3	3"	3/4"	BG3IAS	454.21

bellgossett.com



### Caleffi 132 Series QuickSetter Balancing Valves

With Flow Meter

- Max. Working Pressure: 150psi
- Working Temperature Range: 14—230°F
- Max. % of Glycol: 50%

SIZE	FLOW RATE(GPM)	STOCK NO	EACH
<b>SWEAT CONNECTIONS</b>			
1/2"	0.5-1.75	CA132439	277.26
1/2"	2.0-7.0	CA132459	277.26
3/4"	2.0-7.0	CA132559	288.77
1"	2.0-7.0	CA132659	319.11

caleffi.com

## Expansion Tanks

zilmetsusa.com

### Zilmet Expansion Tanks with Base

- Carbon Steel Shell
- Carbon Steel Connection
- SBR synthetic rubber membrane
- Max operating pressure: 90 PSIG
- Operating temperature: 210°F
- Factory precharge: 12 PSIG
- 5 year limited manufacturer warranty
- FOR HYDRONIC USE ONLY



CAPACITY GALLONS	TANK DIA/WIDTH	TANK HEIGHT	ACCEPTANCE VOLUME (GAL)	STOCK NO	EACH
<b>All tanks system connections are 3/4" NPT</b>					
13.2	16"	20"	8.1	ZHT50F	435.93
21.1	17.7"	23.9"	15.3	ZHT80	570.85
27.7	19.7"	26.2"	20.1	ZHT105	698.76
39.6	19.7"	35.3"	28.8	ZHT150	911.33
66.0	24.8"	37"	48	ZHT250	1305.61
79.3	24.8"	43.5"	57.7	ZHT300	1750.76

### Zilmet In-line Hydronic Expansion Tanks

- Carbon Steel Shell
- Carbon Steel Connection
- SBR synthetic rubber membrane
- Max operating pressure: 90 PSIG
- Operating temperature: 210°F
- Factory precharge: 12 PSIG
- 5 year limited manufacturer warranty
- FOR HYDRONIC USE ONLY



CAPACITY GALLONS	TANK DIA/WIDTH	TANK HEIGHT	ACCEPTANCE VOLUME (GAL)	STOCK NO	EACH
<b>All tanks system connections are 1/2" NPT</b>					
2.1	8.7"	11.6"	1.4	ZHT815	92.26
4.8	11.4"	14.8"	3	ZHT1830	103.32
6.3	12.8"	16.3"	3.9	ZHT2460	141.35

### Zilmet Flat Hydronic Expansion Tanks

- Pairs with a wall hung condensing boilers
- All tanks come with a welded mounting bracket & union connection with a double system check
- Welded mounting bracket & unique design allows for a quicker & less expensive installation
- Professional look to the mechanical room
- Great for tight installations
- Easier access to the boiler for maintenance



CAPACITY GALLONS	TANK DIA/WIDTH	TANK HEIGHT	ACCEPTANCE VOLUME (GAL)	STOCK NO	EACH
<b>All tanks system connections are 1/2" NPT</b>					
2.1	9.8"	3.7"	1.1	ZFT8R15	183.17
4.8	13.8"	6.2"	2.4	ZFT18R30	221.83
6.3	13.8"	7"	3.5	ZFT24R60	317.40

### Zilmet In-line Hydronic Radiant Tanks

- For low temperature radiant floor systems
- All radiant tanks have a polypropylene liner to prevent corrosion due to oxygen in the system
- All tanks come with a stainless steel connector
- Suitable for use with glycol



CAPACITY GALLONS	TANK DIA/WIDTH	TANK HEIGHT	ACCEPTANCE VOLUME (GAL)	STOCK NO	EACH
<b>All tanks system connections are 1/2" NPT</b>					
2.1	7.9"	11"	1.4	ZHTR15	136.96
4.8	10.6"	13.7"	3.3	ZHTR30	153.58



# Hydronic Accessories

## Flow Controls

bellgossett.com

### (24) "Flo-Control"

Used in forced circulation hot water heating systems to prevent the circulation of hot boiler water when pump is not in operation and heat is not needed in the radiators.



NO & SIZE	STOCK NO	EACH
<b>Straight-Angle - Cast Iron</b>		
SA-3/4".....	BG34SA	131.36
SA-1".....	BG1SA	134.39
SA-1 1/4".....	BG114SA	176.83
SA-1 1/2".....	BG112SA	282.93
SA-2".....	BG2SA	520.39


### (24) B&G Hydrotrol™ Flow Controls

Maximum working pressure - 150 psi.  
Maximum operating temperature - 250°




SIZE	STOCK NO	EACH
<b>Brass Body</b>		
3/4" NPT.....	BG34HT	100.04
1" NPT.....	BG1HT	104.08
1 1/4" NPT.....	BG114HT	138.44

### (24) B&G "Red Ring Monoflo" Fittings



SIZE	STOCK NO	EACH
<b>Copper</b>		
3/4 x 1/2".....	34X12COMOT	50.52
1 x 1/2".....	1X12COMOT	50.52
1 x 3/4".....	1X34COMOT	50.52
1 1/4 x 3/4".....	114X34COMOT	51.54

## Combination Relief & Reducing Valves



### (24) Dual Unit Valves Reducing Valve Set at 12 PSIG Relief Valve Set at 30 PSIG

SIZE	BODY	STOCK NO	EACH
<b>Relief and reducing</b>			
1/2" NPT	Iron	BG128	222.30
<b>Reducing only</b>			
1/2" NPT	Brass	BG12B38	132.37
1/2" NPT	Brass	BG12FB38	140.45
3/4" NPT	Brass	BG34B712	197.04

## Pressure Reducing Valves

watts.com

### (18) Water Pressure Reducing Valves



- Union inlet and integral strainer.
- Bronze body construction.
- Renewable stainless steel seat and built-in by-pass check valve.
- Initial pressures up to 300 lbs.
- Max. temp. 180° F.

SIZE	STOCK NO	EACH
<b>U5B - Reduced Range 25-75 lbs.</b>		
1/2".....	WA12U5B	1036.52
3/4".....	WA34U5B	944.07
1".....	WA1U5B	1844.72
1 1/4".....	WA114U5B	4352.81
1 1/2".....	WA112U5B	4225.74
2".....	WA2U5B	4824.54

SIZE	STOCK NO	EACH
<b>U5BLP - Reduced Range 10-35 lbs.</b>		
1/2".....	WA12U5BLP	1126.87
3/4".....	WA34U5BLP	1300.06

### (18) No. LF25AUB Competitive Water Pressure Reducing Valve

For supply water pressures up to 300 lbs and can be adjusted from 25 to 75 lbs. Bypass feature. Max. temp 180° F.



SIZE	STOCK NO	EACH
1/2".....	WA1225AUB	290.63
3/4".....	WA3425AUB	295.30
1".....	WA125AUB	429.84
1 1/4".....	WA11425AUB	771.07
1 1/2".....	WA11225AUB	1158.08
2".....	WA225AUB	1393.94

### (18) Apollo Pressure Reducing Valve With Fast Fill



SIZE	PSI	STOCK NO	EACH
<b>Swt Union x Thread</b>			
1/2"	10-25	AP3570301	179.79
<b>NPT x NPT - No Union</b>			
1/2"	10-25	AP3560301	166.30

### (18) Apollo Backflow Preventer & Pressure Reducing Valve



PIPE SIZE	STOCK NO	EACH
1/2".....	AP356H3BF	379.23

### (31) AutoFill Filling Valve

Max. Working Pressure: 230psi  
Working Temperature Range: 150°F  
Pressure Setting Range: 3-60psi  
1/2" NPT Male x 1/2" NPT Female



SIZE	STOCK NO	EACH
1/2".....	CA553542A	126.24

## Relief Valves

### (24) No 10-407 Conbraco ASME Side Outlet Relief Valve

Pressure Range: 30 PSI



NO	SIZE	STOCK NO	EACH
10-407	3/4"	34REVA30	39.37

### (18) 335 Series A.S.M.E. Tested and Rated Hot Water Boiler Safety Relief Valve

For boilers up to 510,000 BTU at 30 PSI. All bronze construction. These valves feature a stainless steel spring, high heat resisting silicone disc, and bronze seat.



SIZE	BODY	STOCK NO	EACH
3/4"	Bronze	WA34335	45.50

### (18) Apollo Pressure Relief Valves ASME rated

SIZE	RELIEF CAP'Y MBH	STOCK NO	EACH
<b>30 PSI rating</b>			
3/4" x 1"	827	AP1060405	183.19
1" x 1"	1339	AP1060505	312.74
1 1/2 x 2"	3696	AP1061705	841.25
<b>50 PSI rating</b>			
3/4" x 1"	1209	AP1060410	183.19
1" x 1"	1956	AP1060510	312.73

## Air Chargers

bellgossett.com



### B&G Airtrol® Tank Fittings

Tank fitting provides separate passages for air to flow to the top of tank and water it displaces to flow back into pipe connections to system. Two tubes are provided for air passage. Larger tube permits air to flow into tank while smaller tube connects to a manual vent and permits initial venting. Provided with a 1/2" male thread for installation directly into bottom of tank and a 3/4" female tapping for connection to boiler.

DIAMETER	STOCK NO	EACH
ATF-9"	BGATF9	244.20
ATF-12"	BGATF12	244.20
ATF-16"	BGATF16	244.20
ATF-20"	BGATF20	244.20
ATF-24"	BGATF24	244.20

### DT-2 Drain-O-Tank® Air Charge

The Drain-O-Tank Air Charger offers a sure, quick way to recharge a water-logged compression tank. 125 PSIG Working Pressure 240°F Max. operating temperature



STOCK NO	EACH
BGDT2.....	81.85

## Hoffman Air Vents

hoffmanspecialty.com



### No. 77 Water Vent

- Size Conn: 1/8" straight shank
- Max. Operating Pressure: 35 PSIG
- Max. Temperature: 230 Fah.

STOCK NO	EACH
HO77	81.59

### No. 508 Air Valve

- Size Conn: 1/8" straight shank
- Max. Water Pressure: 50 PSI

STOCK NO	EACH
HO508	28.61

### No. 791 Water Valve

- Fitting and ferrule for 3/16" OD tubing
- Telescopic Siphon Tube
- Size Conn: 1/4" straight shank
- Max. Operating Pressure: 50 PSI

STOCK NO	EACH
HO791	254.31

### No. 79 Water Main Vent Valve

- Built-in Check Valve
- Size Conn: 1/2" female x 3/4" male straight shank.
- Max. Operating Pressure: 75 PSI
- Will withstand hydrostatic pressures of 200 PSI

STOCK NO	EACH
HO79	249.01

**Caleffi**  
caleffi.com



### (31) DIRTMAG Magnetic Dirt Separator

- Max. Working Pressure: 45psi
- Working Temperature Range: 32–195°F
- Max. % of Glycol: 30%

SIZE	STOCK NO	EACH
NPT CONNECTION		
1" NPT	CANA545306	232.58

**Coin Key Air Vents  
On Page 717**

## B&G Air Vents

bellgossett.com



### Air Vent

Automatic air vents are designed to vent the accumulation of troublesome air whenever it can be trapped. 240 F. Max. operating temperature.

MODEL	PSI	CONNECTION	STOCK NO	EACH
No.7	75 PSI	1/8" F	BG7	115.19
No.67	35 PSI	1/8" M	BG67	67.70

## Spirovent

spirotherm.com



### Spiro-Vent Quad Air, Dirt & Hydraulic Separator with Low Loss Headers.

Steel body, copper medium, brass vent head & blow down valve. Maximum pressure: 150 PSI. Maximum temperature: 270°.

SIZE	MAX FLOW(GPM)	STOCK NO	EACH
<b>IPS CONNECTION</b>			
1"	10	VDX100FT	712.48
1 1/4"	15	VDX125FT	820.61
1 1/2"	30	VDX150FT	1027.57
2"	40	VDX200FT	2116.02
<b>FLANGED ASME</b>			
2"	60	VDX200FA	5434.60
2 1/2"	90	VDX250FA	5640.31
3"	140	VDX300FA	7173.41
4"	240	VDX400FA	7627.24
<b>PRESS FIT</b>			
1"	10	VDX100PF	804.84
1 1/4"	15	VDX125PF	965.33
1 1/2"	30	VDX150PF	1260.20
2"	40	VDX200PF	1686.19

### Spiro-Vent Air Eliminator/Dirt Separator

SIZE	MAX FLOW(GPM)	STOCK NO	EACH
<b>IPS CONNECTION With Magnet</b>			
3/4"	6	VDR075FTM	342.18
1"	10	VDR100FTM	563.60
1 1/4"	15	VDR125FTM	469.53
1 1/2"	30	VDR150FTM	587.41
2"	40	VDR200FTM	815.54
<b>PRESS FIT With Magnet</b>			
3/4"	6	VDR075PFM	399.22
1"	10	VDR100PFM	427.73
1 1/4"	15	VDR125PFM	563.44
1 1/2"	30	VDR150PFM	638.74
2"	40	VDR200PFM	895.37

## Taco Air Vents

taco-hvac.com



### Taco Hy-Vent

High capacity float type vent ideal for use on large air separating equipment

SIZE	STOCK NO	EACH
1/4" male	TA426	81.24

## Spirovent

spirotherm.com



### Spiro-Vent Air Eliminator

For residential and light commercial jobs. Solid brass. Female threads. 1/2" tapping at bottom to accommodate a bladder-type compression tank. Maximum pressure: 150 PSI. Maximum temperature: 270°.

SIZE	MAX FLOW(GPM)	STOCK NO	EACH
<b>JUNIOR • IPS CONNECTION</b>			
3/4"	6	VJR075FT	148.93
1"	10	VJR100TM	167.02
1 1/4"	15	VJR125TM	230.76
1 1/2"	30	VJR150TM	300.62
2"	40	VJR200TM	376.79
<b>JUNIOR • PRESS FIT</b>			
3/4"	6	VJP075TM	171.30
1"	10	VJP100TM	200.41
1 1/4"	15	VJP125TM	288.45
1 1/2"	30	VJP150TM	390.81
2"	40	VJP200TM	508.65
<b>SENIOR • IPS CONNECTION</b>			
2"	45	VSR200MT	1960.05
2 1/2"	70	VSR250MT	2178.18
3"	95	VSR300MT	3139.60
4"	170	VSR400MT	3372.21
<b>SWEAT CONNECTION</b>			
3/4"	6	VJS075TM	148.93
1"	10	VJS100TM	167.02
1 1/4"	15	VJS125TM	230.76

### Spiro-Vent Junior Repair Head

STOCK NO	EACH
PJR000HA	82.59

### Spiro-Vent Quick Release Air Valve

1/2" FPT and 3/4" MPT combination thread.

STOCK NO	EACH
VTP050FT	93.19



## Slant/Fin "Hydro-Flex" Flexible Metal Hose Assemblies

Sweat coupling x 8" flex-hose x 9" copper tubing.

SIZE	STOCK NO	EACH
<b>No 600</b>		
1/2"	12600FLCO	42.88
3/4"	34600FLCO	56.87
1"	1600FLCO	78.83



## FLEXPIPE

Used to carry hot water or oil.

"Flexpipe" absorbs line vibration, takes up piping travel and connects outlets which do not line up.

Custom Assemblies Available AT MAX. WORKING P.S.I.

PIPE SIZE X LENGTH	AT ROOM TEMP.		MAX. WORKING P.S.I. AT MAX. TEMP. 350 FAH.		STOCK NO	EACH
<b>Stainless Steel with MPT</b>						
1/2 x 10"	735	595	12X10FLCO	58.14		
3/4 x 11"	595	480	34X11FLCO	85.85		
1 x 12"	460	370	1X12FLCO	94.55		
1 1/4 x 15"	430	345	114X15FLCO	140.19		
1 1/2 x 15"	410	350	112X15FLCO	129.87		
2 x 15"	480	410	2X15FLCO	162.47		
2 1/2 x 18"	390	335	212X18FLCO	279.84		
3 x 18"	250	215	3X18FLCO	377.65		



## Expansion Joints


### Model HB - Copper Piping Systems

2" stroke - 1 3/4" compensation; 1/4" extension • Maximum operating temperature - 400°F. • Maximum working pressure - 200 psi • Maximum test pressure - 300 psi • Fittings - copper female sweat ends • Stainless steel billows and shroud, copper tube ends

### Model H - Steel Piping Systems

Stroke - 1 3/4" compensation; 1/4" extension (total stroke 2") • Maximum operating temperature - 750°F. • Maximum working pressure - 200 psi • Maximum test pressure - 300 psi • Fittings - male thread ends • Stainless steel billows, steel shroud and fittings

SIZE	STOCK NO	EACH
<b>Model HB - Sweat</b>		
3/4"	HB075FFS	134.76
1"	HB100FFS	160.30
1 1/4"	HB125FFS	185.83
<b>Model H - I.P.T.</b>		
3/4"	34HEXCO	147.25
1"	1HEXCO	168.23
1 1/4"	114HEXCO	198.88
1 1/2"	112HEXCO	249.95
2"	2HEXCO	346.13
2 1/2"	212HEXCO	403.73



## IntaKlean2 Magnetic Dirt Separator

- Can be mounted vertically, horizontally or diagonally
- Dual removable stainless steel mesh filters
- 11,000 Gauss magnet in dry-well
- Easy access for adding up to 16 oz of treatment fluids at a time
- 5 year manufacturer's warranty

SIZE	STOCK NO	EACH
1" Press	IK210P	413.17
1 1/4" Press	IK211P	464.68



(24)

## Liquid Flow Switches

- FS1 . . . . .High sensitivity for low flow conditions, Nema 1", 1/2" NPT.
- FS4-3 . . . . .General purpose, HVAC and process work, Nema 1", 1-6" NPT.
- FS4-3T3 . . . . .FS4-3 with 1" tee, low flow, Nema 1", 1-6" NPT.
- FS43T2 3/4 . . . . .FS4-3 with 3/4" tee, medium flow, Nema 1", 1-6" NPT.
- FS5-1 . . . . .High sensitivity for low flow conditions suitable for water or water and petroleum base compound mixtures, Nema 1", 1" NPT.

- FS6-1 . . . . .Same as above, 1" NPT.
- FS7-4 . . . . .Industrial service; process liquids, Nema 1", 1 1/4"-16" †.
- FS8-W . . . . .HVAC and process work, Nema 4X\*, 1-6" NPT.

- \*Nema 1 . . . . .General purpose enclosure. Protects against falling dirt. Not dust-proof or splash proof.
- \*Nema 4X . . . . .Water tight, dust tight and corrosion resistant.

- † . . . . .Paddle available for larger diameter pipe (up to 36").

### Call for quotation.

MAX. PRESS. P.S.I.	MAX. TEMP. (F)	MATERIALS WETTED*	STOCK NO	PRICE
100	225	A,B,C	FS1	469.48
150	300	A,D,E	FS43	282.82
150	300	A,D,E	FS43T3	463.82
150	250	A,G,H	FS51	480.79
100	225	A,B,C	FS61	735.33
300	300	A,B,F,J,K	FS74	786.24
150	225	A,D,E	FS8W	373.32

# BoilerMag <sup>(24)</sup>

boilermag.com

## BoilerMag Residential Filter

- Install/Clean in minutes, protects for years
- Dual flow technology - filters twice on one pass
- Includes automatic air vent to automatically release trapped air
- Guaranteed no block
- Removes both magnetic and non-magnetic debris
- Fits in line and has 360° adjustment
- Easy access for chemical dosing
- Features 1" NPT threaded valves (1.25" NPT adaptors included)
- Comes with BoilerMag 3 year warranty



SIZE	STOCK NO	EACH
1" NPT	BMR	358.11
Flushing Attachment For use with BMR	BMFA1	8.09

## BoilerMag Commercial Filter

- Easy to install and clean
- Fits standard 1 1/2" connections
- Dual flow technology - filters twice on one pass
- Guaranteed no block
- Removes both magnetic and non-magnetic debris
- High collection capacity
- Comes with BoilerMag 10 year warranty



SIZE	STOCK NO	EACH
1 1/2" NPT	BMXL	1614.26



## No 47 Water Feeder

Most widely used feeder cut-off combination for the closed steam heating system boiler up to 5000 sq. ft. capacity. Has time-saving Quick hook-up Fittings for installation in gauge glass tapplings, and Self-Closing Blow-off Valve. No. 47 is boiler feeder only, without cut-off switch. Maximum boiler pressure, 25psi. Maximum water supply pressure, 150 psi.

STOCK NO	EACH
MM47	1515.91
No 47 with switch	
MM472	1815.70

## No 51-2 Feeder Cut-off Combination

Has larger feeding capacity than the No. 47-2, for steam boilers above 5000 sq. ft. capacity, and for hot water boilers. Maximum boiler pressure, 35 psi. Maximum water supply pressure, 150 psi.

STOCK NO	EACH
MM512	2234.27



## Taco Comfort Solutions

[taco-hvac.com](http://taco-hvac.com)



## 3450 Combination Boiler Feed & Backflow Valve

Combines a cartridge style backflow preventer with a pressure regulating cartridge style boiler feed valve into a unique one piece body configuration. Taco's 3450 combination dual check backflow with atmospheric vent and boiler feed valve includes purge auto-reset, dial in pressure setting and adjustable indicator. Maximum inlet pressure, 150 psi.

DESCRIPTION	STOCK NO	EACH
1/2" NPT x 1/2" Union Sweat	TA3450	174.80



## No 67 Series Low Water Cut-off

This is the most widely used control of its kind. It interrupts electrical service to the burner when the water level falls below the prescribed cut-off level. The "Quick Hook-up" fittings permit installation in the boiler gauge glass tapplings, a feature which positions the control properly and provides correct reproduction of the boiler water level in the float chamber and gauge glass. For boilers of any size. Maximum steam pressure, 20 psi.

STOCK NO	EACH
MM67	757.96

## No 64 Low Water Cut-off

This control is compact in size and built for the pressures encountered in hot water service. They utilize the McDonnell No. 11 Switch, which provides an extra switch, operating at a different level, for low water alarm. Both controls can be used for steam service, and differ only in method of installation. Requires 1" NPT equalizing pipes. For boiler of any size. Maximum boiler pressure, 50 psi.

STOCK NO	EACH
MM64	848.46



## No 764 Low Water Cut-off

Designed with 2 1/2" NPT side tapping for installation with close nipple in 2 1/2" tapping available on some hot water boilers. Can also be used on steam service. Has same construction and operation as No. 64, utilizing McDonnell No. 11 Switch. For boiler of any size. Maximum boiler pressure, 50 psi.

STOCK NO	EACH
MM764	893.71


## "Built-in" Low Water Cut-offs

For installation 2 1/2" NPT tapplings provided by some boiler manufacturers. Selection of the particular model depends upon the insertion length into the boiler. Order the "Built-in" that provides max insertion length within the boiler. For boilers of any size. Maximum steam pressure, 20 psi.

INSERTION LENGTH	STOCK NO	EACH
4 1/8"	MM69	588.26

## No 61 Low Water Fuel Cut-off

For installation on boilers where "Quick Hook-up" fittings cannot be used. Installed with 1" steam and water equalizing lines, and requires a separate blow-off valve. For boilers of any size. Maximum steam pressure, 20 psi.



STOCK NO	EACH
MM61	825.83
2 1/2" pipe tap opening in body	
MM767	707.05

## No 63 Low Water Fuel Cut-off

For Hot Water Heating Boilers and Steam Heating Boilers. Available with manual reset cut-off switch. Control can be tested on a hot water boiler by gently inserting a screwdriver or similar tool in the test opening below the switch and simulating a low water condition. Maximum steam pressure, 50 psi.

STOCK NO	EACH
MM63	995.52
With manual reset	
MM63M	995.52
Test and Check	
MMTC4	1023.81



## PS851/751 Series Electronic Probe Level Control

Utilizes an electrode inserted into the liquid, and the conductivity of the liquid, to complete the circuit to ground. When the boiler water drops below the probe, the control automatically breaks the electrical circuit to the burner.

STOCK NO	EACH
With Manual Reset	
MM751PMT120	601.48



# McDonnell Miller Controllers <sup>(24)</sup>

mcdonnellmiller.com

## 101A Electric Water Feeder

The No. 101A Electric Water Feeder has the same packless construction, straight-thrust valve action and built-in strainer perfected in other McDonnell Feeders. It closes tight against supply pressures up to 150 psi.

### For Oil Boilers

The standard No. 101A Electric Water Feeder is furnished with 120VAC coil.

### For Gas Boilers

The No. 101A is also available with low voltage coil and companion transformer for use on gas fired boilers having 24 volt control circuits.

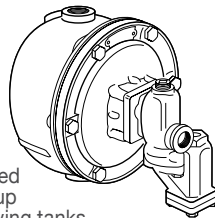


VOLTS	STOCK NO	EACH
115	MM101A	825.83
24	MM10124V	1086.03

## No. 25A Make-up Water Feeder

A dependable float-operated feeder used to add make-up water to condensate receiving tanks.

It is mounted to the tank with 1" NPT top and bottom equalizing lines and feeds water through a separate pipe, permitting anti-syphon air gap. Has large capacity, with composition valve disc and Monel seat.



STOCK NO	EACH
MM25A	1877.92

## Mercury FREE Controllers

### No. 42S Pump Controller and Low Water Cut-Off

Construction is completely packless. Installed with 1" NPT equalized pipes. For boilers of any size. Maximum boiler pressure, 50 psi.



STOCK NO	EACH
MM42S	1357.53

### No. 150S High Pressure Pump Control, Cut-Off & Alarm

For steam boilers of any size up to 150 lbs. steam pressure. Manual or automatic reset.

RESET	STOCK NO	EACH
Automatic	MM150S	1498.94
Manual	MM150SM	1498.94

### No. 157S

Same as 150 except with integral water column.

EQUALIZING TAPPINGS	GAUGE GLASS TRICOCK TAPPINGS	STOCK NO	EACH
1"	1/2"	MM157S	1968.42

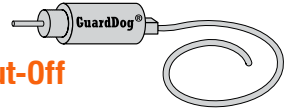
(21)

### No. 14 Blow-Off Valve

STOCK NO	EACH
MM14	319.31

### No. RB-24 Low Water Cut-Off

24 volt. Auto Reset



STOCK NO	EACH
MMRB24E	243.22
For Use with Lochinvar	
MMRB24EL	254.54

### No. RB-122 Low Water Cut-Off

VOLTAGE	STOCK NO	EACH
120v	MMRB122E	243.22



Note: We carry parts in stock for McDonnell Miller feeders, cut-offs & pump controls.

### Low Water Cut-Off

With Wiring Harness


STOCK NO	EACH
1100	178.05
With Manual Reset	
1100M	218.29



### Safgard 120 Volt Low Water Cut-Offs

Model 650 - Max. pressure 160PSI  
Input voltage: 120VAC, 60hz.  
Features a test button and indicating light. Button interrupts the burner circuit to simulate a lower water condition.

STOCK NO	EACH
650SV	324.89
With manual reset	
550SV	338.49




### Safgard 24 Volt Low Water Cut-Offs

Model 600 - Max. pressure 160PSI  
Input voltage: 24 Volt.  
Features a test button and indicating light. Button interrupts the burner circuit to simulate a lower water condition.

STOCK NO	EACH
600SV	324.89
With manual reset	
500SV	338.49

## No 1A Air Valve


- A float-type vent with adjustable port for true proportional venting.
- Port settings from (#1) slow to (#6) fast venting.
- Operating Press: up to 1½ PSI
- Max. Press: 10 PSI



SIZE CONN	STOCK NO	EACH
1/8" Angle	HO1A	93.25

## No 70A Air Valve


- A float-type vent with a single non-adjustable port.
- This valve meets Federal Specification WW-V-151 for Type 1 Non-Adjustable Valves.
- Operating Press: up to 11 PSI
- Max. Press: 15 PSI



SIZE CONN	STOCK NO	EACH
1/8" Angle	HO70A	149.41

## No 40 Air Valve

- A float-type vent with a single non-adjustable port.
- For use on ordinary one-pipe system not requiring proportional venting.
- Operating Press: up to 6 PSI
- Max. Press: 10 PSI



SIZE CONN	STOCK NO	EACH
1/8" Angle	HO40	54.04

## No 41-43-45 Air Valve


- Single-port, straight-shank vent for small steam systems.
- Angle cut of telescopic siphon tube assures positive drainage.
- Max. Press: 10 PSI



SIZE CONN	STOCK NO	EACH
1/8" Straight	HO41	82.65

## No 75 Air Valve


- Float-type vents, each with single non-adjustable port for relieving air from the mains of medium and large size systems.
- Size Conn: 1/2" female x 3/4" male straight shank
- Operating Press: up to 3 PSI
- Max. Press: 15 PSI



STOCK NO	EACH
HO75	243.71

## No 4A Air Valve


- A float-type vent with single non-adjustable port for use as a main vent on residential and other small one-pipe or two-pipe steam systems.
- Size Conn: 1/2" female x 3/4" male straight shank
- Operating Press: up to 2 PSI
- Max. Press: 10 PSI



STOCK NO	EACH
HO4A	107.02

## No 76 Vacuum Valves


- Float-type vents, each with single non-adjustable port for relieving air from the mains of medium and large size one-pipe vacuum systems.
- Size Conn: 1/2" female x 3/4" male straight shank
- Operating Press: up to 3 PSI
- Max. Press: 15 PSI



STOCK NO	EACH
HO76	407.95

## No 74 Steam Unit Heater Air Valve

- Float-type vent with single non-adjustable port especially designed for use with Steam Unit Heaters.
- Vents air, when present, with rising, dropping, or steady pressure.
- Size Conn: 1/2" female x 3/4" male straight shank
- Operating Press: up to 35 PSI
- Max. Press: 35 PSI



STOCK NO	EACH
HO74	259.61

## No 62 Steam Vacuum Breaker

- Designed for use on closed vessels and piping systems to control induced vacuum within safe limits.
- Factory set to open at 2" (mercury) vacuum
- Adjustable from 1/4" to 20" (mercury) vacuum
- Size Conn: 3/4" IPS straight shank
- Max. Operating Press: 150 PSI



STOCK NO	EACH
HO62	224.89



# Hot Water Accessories

## Radiator Valves

(24)

### IPS Angle Radiator Valve

Hot water angle valve with "sleeve-type closing" for gravity hot water heating installations.



SIZE	STOCK NO	EACH
1/2"	12ARAVA	19.42
3/4"	34ARAVA	25.49
1"	1ARAVA	40.07
1 1/4"	114ARAVA	55.87

### Sweat Radiator Angle Valve

Heavy-duty forged brass construction. Screwed bonnet, rising stem & bronze disc. Pressure Rating: 60 Hot Water Non-Shock



SIZE	STOCK NO	EACH
1/2"	12SWTARAVA	19.42
3/4"	34SWTARAVA	24.28

### Sweat Angle Pattern

### Union Elbow

With female inlet and male union for gravity hot water heating installations.



SIZE	STOCK NO	EACH
1/2"	12RAL	9.70
3/4"	34RAL	14.56
1"	1RAL	24.28
1 1/4"	114RAL	38.86

### Union Elbow


Male union and sweat connection for use on gravity jobs, also where supply valve is adjusted.



SIZE	STOCK NO	EACH
1/2"	12TSRAL	9.70
3/4"	34TSRAL	13.00

### Balancing Fittings

Two-piece Sweat x Sweat Slotted Stem



SIZE	STOCK NO	EACH
1/2"	12SBAVA	12.10
3/4"	34SBAVA	17.20
1"	1SBAVA	28.55

# Steam Accessories

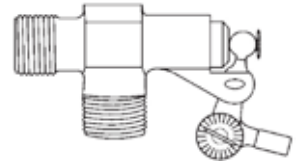
## Bob Float Valves <sup>(24)</sup>

### Bob Float Valves and Accessories

- Maintains water level at which the valve is set.
- Ratchet arrangement of the actuating lever makes it easy to adjust the valve to any desired level by raising or lowering the float ball.
- Thumbscrew holds ratchet in place.
- The threaded outlet shank permits the addition of a threaded nipple to control the outlet spraying and also makes it possible to install the valve higher in the tank.
- The plunger of the valve, which consists of all the parts that are subject to any wear, can be removed as a unit.
- All float valves are equipped for both hot and cold water service.

### R400 Float Valves

- High Capacity - Heavy Duty
- Red Brass Body
- Adjusting Arm Tapped 1/4-20 Thread
- Buna-N-Disc Standard



PIPE SIZE INLET/OUTLET	FREE DISCHARGE		STOCK NO	EACH
	35 PSI	85 PSI		
3/8" MIP	9 GPM	13 GPM	38R400	56.52
1/2" MIP	12 GPM	22 GPM	12R400	59.27
3/4" MIP	21 GPM	39.9 GPM	34R400	76.30
1" MIP	43.5 GPM	68.5 GPM	1R400	120.09

### Brass Stems

Male Thread Both Ends 1/4-20SAE

DESCRIPTION	STOCK NO	EACH
10" Length	14X10R450	13.77



### Stem and Swivel Assembly

DESCRIPTION	STOCK NO	EACH
1/4"-20x10"	14X10R380	34.34



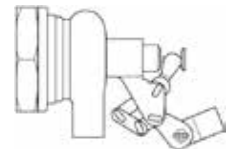
### Seamless Copper Floats

FLOAT DIA	BOUYANCY IN LBS	FEMALE SPUD CONNECTION	STOCK NO	EACH
3"	.34	1/4-20 SAE	R4403	49.55
4"	.80	1/4-20 SAE	R4404	64.38
5"	1.73	1/4-20 SAE	R4405	92.90
6"	3.26	1/4-20 SAE	R4406	120.29



### R610 Float Valves

- High Capacity - Heavy Duty
- Compound Lever
- Rotating Plunger
- Adjusting Short Arm Tapped 1/8" FIP



INLET	PIPE SIZE OUTLET	FREE DISCHARGE FLOW CAPACITY		STOCK NO	EACH
		35 PSI	85 PSI		
1/4" FIP	Free Flow	112 GPM	180 GPM	114R610	226.95
1/2" FIP	Free Flow	112 GPM	180 GPM	112R610	242.34
2" FIP	Free Flow	112 GPM	180 GPM	2R610	303.89

### Brass Bushing

R209 - Stem to Float Brass Bushing

DESCRIPTION	STOCK NO	EACH
3/8" x 1/8" IPS	38X18R209	5.15

### Brass Stems

Male Thread Both Ends - 1/8" MIP

DESCRIPTION	STOCK NO	EACH
12" Length	18X12R455	32.57



### Seamless Copper Floats

FLOAT DIA	BOUYANCY IN LBS	FEMALE SPUD CONNECTION	STOCK NO	EACH
7"	5.72	3/8" FIP	R4407	167.60
8"	8.03	3/8" FIP	R4408	262.32
10"	16.66	1/2" FIP	R44010	524.16





## MEPCO Low Pressure Radiator Traps

Cast brass body and cover, non-corrosive working parts, and thermostatic discs. Applicable for pressures from 25" Hg vacuum to 25 PSI. Seats with large opening to prevent clogging. Stop shoulder construction of disc permits individual calibration for correct operation and field interchangeability without field adjustment. Volatile fluid in disc is sealed under a high vacuum to provide uniform expansion over the entire operating range. Removable seats.



SIZE & PATTERN	STOCK NO	EACH
1/2" Tapping Angle	121EASS	139.73
1/2" Tapping Straight	121ESSS	177.73
3/4" Tapping Angle	342EASS	187.79
1" Tapping Angle	13CASS	238.09

## No 1R With removable Seat

SIZE & PATTERN	STOCK NO	EACH
1/2" Tapping Angle	121RA	184.44

## Series 44 H-Type Float and Thermostatic Traps

Combines advantages of Float Trap and Thermostatic Trap. This simple, rugged trap has monel float valve and seat, and all working parts are of non-corrosive material that can be removed, inspected or repaired without disturbing piping. Flat valve on thermostatic disc with large seat opening assures maximum venting with minimum clogging and seat wear. Operating pressures to 15 PSI.



SIZE	STOCK NO	EACH
1"	144415	330.87
2"	2308A	1450.90

## TD600 Series Thermodynamic Steam Trap

- NPT Connection
- High Pressure up to 600 PSIG
- Suitable for superheated steam 800°F
- Hardened stainless steel seat and disc.



SIZE	STOCK NO	EACH
1/2"	TD60012N	458.06
3/4"	TD60013N	614.43
1"	TD60014N	845.03

TS Type • Straight-thru Connection



TA Type • Right-Angle Connection



## Thermostatic Steam Traps

- Excellent air handling capability
- In-line repairable
- Stainless steel seat.
- Welded stainless steel thermal element
- High thermal efficiency
- Operating pressures to 25 PSI.

SIZE & PATTERN	STOCK NO	EACH
1/2" Tapping Angle	TA25B12N	139.00
1/2" Tapping Straight	TS25B12N	157.95
3/4" Tapping Angle	TA25B13N	219.55
3/4" Tapping Straight	TS25B13N	249.56



## IB Series Inverted Bucket

- Waterhammer resistant
- Suitable for superheated steam (use internal check valve option to eliminate loss of prime)
- In-line repairability is simplified by having all internals attached to the cover
- Valve & seat are located at the top of the trap body making them less prone to clogging from debris and pipe scale
- Stainless steel with hardened valve & seat
- Operating pressure 20 PSI

SIZE	STOCK NO	EACH
<b>Without Strainer</b>		
1/2"	IB103112N20	273.25
3/4"	IB103113N20	273.25
<b>With Strainer</b>		
1/2"	IB104112N20	314.32
3/4"	IB104113N20	314.32

## FT Series H-Type Float and Thermostatic Traps

- H-pattern design allows piping from either side of the steam trap (there are two inlet ports at top and two outlet ports at bottom)
- F&T traps have excellent air handling capability allows air to be discharged rapidly and steam to enter the system quickly during start-up
- Welded stainless steel thermostatic air vent resists shock from waterhammer
- In-line repairable (all internals attached to cover)
- Operating pressures to 15 PSI.



SIZE	STOCK NO	EACH
3/4"	FT301513N	434.36
1"	FT401514N	513.34
1 1/4"	FT601515N	619.16
1 1/2"	FT701516N	900.32
2"	FT801517N	1641.10

## Steam Angle Radiator Valve

Heavy-duty bronze construction.  
Pressure Rating: 15 W.S.P. 60 Hot Water Non-Shock



SIZE	STOCK NO	EACH
<b>I.P.S. Angle Pattern</b>		
3/4"	34ARAVASTM	32.49
1"	1ARAVASTM	43.93
1 1/4"	114ARAVASTM	58.10
1 1/2"	112ARAVASTM	87.46

## Radiator Valve Handle



STOCK NO	EACH
<b>SINGLE LUG</b>	
110170	1.56
<b>TRIPLE LUG</b>	
621	1.30

## No 17-C Hoffman Angle Radiator Trap

1/2" pipe connections. Body, cap, nut and tailpiece of high quality brass. Stainless steel thermostatic and pin. Seat is constructed of a non-corrosive alloy to give long life under actual service conditions. Thermostat and seat are both renewable. Stainless steel seat available.



SIZE	STOCK NO	EACH
1/2"	HO17C	164.78

## Hoffman Float and Thermostatic Traps

- Instantaneous Heaters
- Storage Heaters
- Steam Humidifiers
- Steam-jacketed Vessels
- Unit Heaters
- Sterilizers



PSI	SIZE	STOCK NO	EACH
15	3/4"	34FT015H	457.14

Note: We carry parts for Radiator Float and Thermostatic Traps.

## WSSCV Series Stainless Steel Check Valves

- Seam welded
- NPT or Socket Weld Inlet
- 316 Stainless Steel Body and Internals
- Spring assisted closing of check valve
- Operating pressures to 500 PSIG.



SIZE	STOCK NO	EACH
1/2"	WSSCV12N0	178.48
3/4"	WSSCV13N0	221.13
1"	WSSCV14N0	276.41
1 1/4"	WSSCV15N0	410.67
1 1/2"	WSSCV16N0	514.92
2"	WSSCV17N0	699.72

# Steam Accessories <sup>(00)</sup>

## Barnes & Jones Products <sup>(21)</sup>

[barnesandjones.com](http://barnesandjones.com)

(21)

### Cage Units with Cover

SIZE	BARNES & JONES CAGE UNIT	STOCK NO	EACH
<b>DUNHAM-BUSH</b>			
1/2"	1950	BJ1950	76.55
3/4"	1990	BJ1990	76.55
<b>HOFFMAN</b>			
1/2"	3500	BJ3500	76.55
3/4"	3507	BJ3507	76.55
<b>TRANE</b>			
3/4"	4322	BJ4322	76.55
<b>WARREN WEBSTER</b>			
3/4"	1998	BJ1998	93.07

(21)

### Repair Kits

MODEL	STOCK NO	EACH
<b>BARNES &amp; JONES</b>		
RK2015-5	BJRK20156	515.92
<b>HOFFMAN</b>		
FT-53	BJFT53	209.81
<b>TRANE</b>		
66CL	BJ66CL	338.31

(24)

### Straight Thermostatic Trap

SIZE	STOCK NO	EACH
1/2"	BJ122S	133.00

(24)

### Angle Thermostatic Trap

SIZE	STOCK NO	EACH
3/4"	BJ134A	149.77



(24)

### Float & Thermostatic Trap

SIZE	STOCK NO	EACH
3/4"	BJFT20153	234.69

(24)

### Bucket Trap

SIZE	STOCK NO	EACH
3/4"	BJ80003125	206.09

## Bypass Feeders <sup>(24)</sup>

[jwingert.com](http://jwingert.com)

(24)

### J.L. Wingert Dome Bottom Bypass Feeder

- 2.39/6.30 Gallon capacity.
- 200 psi.
- 200° F.

3/4" Inlet & outlet, 3/4" drain.

GALLONS	STOCK NO	EACH
2.39	DB2HD	1021.28
6.30	DB5HD	1296.68



(40)

### Chemical By-Pass Feeders

- Allows for safe and easy chemical dosing
- Ball valves for easy chemical dosing and pot feeder isolation
- Graduated funnel with stainless steel filter for clean, accurate, and mess free chemical addition
- Pressure vessel and fittings made with brass and carbon steel
- 2 Gallon (7.6L) models comes with wall bracket
- 5 Gallon (18.9L) model comes with adjustable steel legs

SIZE	VOLUME	MAX PRESSURE	STOCK NO	PRICE
3/4"	2 Gallon	265 psi	AXCBF2	585.83
3/4"	5 Gallon	265 psi	AXCBF5	799.47

CBF-2

CBF-5



(40)

### Digital Mini System Feeder

Tank for storage & mixing of system make-up fluid

SIZE	STOCK NO	PRICE
4.5 Gallon	AXDMF150	931.46

# Steam Accessories



## (24) Self-Cleaning Water Gauge

Less rods and glass.  
Rough brass-house heating type.  
Set contains (2) pieces.

SIZE	GLASS SIZE	STOCK NO	EACH
1/2"	5/8"	12WAGA	199.27
3/4"	3/4"	34WAGA	249.13



## (21) Water Gauge Glass Standard

LENGTH	STOCK NO	EACH
<b>5/8" O.D.</b>		
10"	58X10GAGL	33.80
12"	58X12GAGL	33.80
14"	58X14GAGL	36.96
15"	58X15GAGL	38.75
16"	58X16GAGL	38.75
18"	58X18GAGL	42.54
20"	58X20GAGL	53.46
24"	58X24GAGL	53.46
30"	58X30GAGL	71.79
36"	58X36GAGL	80.69
48"	58X48GAGL	111.89
<b>3/4" O.D.</b>		
16"	34X16GAGL	80.69
20"	34X20GAGL	102.88

## Red Line

LENGTH	STOCK NO	EACH
<b>5/8" O.D.</b>		
12"	58X12RGAGL	140.39
14"	58X14RGAGL	149.90
16"	58X16RGAGL	169.59
18"	58X18RGAGL	188.72
24"	58X24RGAGL	263.03
36"	58X36RGAGL	509.61
<b>3/4" O.D.</b>		
16"	34X16RGAGL	219.17
20"	34X20RGAGL	285.34
36"	34X36RGAGL	679.93

## (21) Gauge Glass Gaskets

SIZE	STOCK NO	EACH
1/2"	12GAGLGA	.28
5/8"	.2715004	.67
3/4"	34GAGLGA	.33

## (24) Coppered Guard Rods

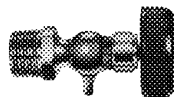
LENGTH	STOCK NO	EACH
10"	316X10RO	9.17
12"	316X12RO	9.68
14"	316X14RO	11.67
16"	316X16RO	11.67
18"	316X18RO	12.48
20"	316X20RO	12.97
22"	316X22RO	13.87
24"	316X24RO	13.87
26"	316X26RO	14.97
38"	316X38RO	17.55
50"	316X50RO	22.63

## (24) Steam Gauge Siphon



DESCRIPTION	STOCK NO	EACH
<b>Standard Steel</b>		
1/4" Straight	14SPISY	14.35
1/4" Angle	14APISY	13.31
<b>X.H. Steel</b>		
1/4" Straight	14XHSPISY	27.05
1/4" Angle	14XHAPISY	38.29

## Compression Gauge Try Cocks



With Stuffing Box  
Tested for Pressure to 2000 lbs.

DESCRIPTION	STOCK NO	EACH
1/2"	12GACO	72.89
3/4"	34GACO	82.27

## (35) Trerice No. 735-2 Needle Valve

- 1/4" NPT Connection.
- Brass body and seat.
- Brass stem.
- Max. operating pressure (PSI hydraulic): 2000.
- Maximum operating temperature: 300°F.
- Teflon packing.

STOCK NO	EACH
7352	12.50
<b>LEAD FREE</b>	
7352PBF	24.31



## (02) Y-Type Pipe Strainer

"S" Pattern full flow  
Iron Body • IMPORT

SIZE	PLUG TAPPING	STOCK NO	EACH
<b>Semi-steel 250 lbs. S.W.P. screwed</b>			
1/2"	1/4"	12YST	15.57
3/4"	3/8"	34YST	20.14
1"	3/8"	1YST	24.72
1 1/4"	3/4"	114YST	36.17
1 1/2"	3/4"	112YST	53.11
2"	1"	2YST	71.43
2 1/2"	1 1/2"	212YST	141.94
3"	1 1/2"	3YST	179.48

## 316 Stainless Steel 600 lbs.

1/2"	1/4"	12SS600YST	166.40
3/4"	3/8"	34SS600YST	201.57
1"	3/8"	1SS600YST	300.16

## 125 lbs. S.W.P. flanged

2 1/2"	1"	212FYST	166.66
3"	1"	3FYST	196.43
4"	1 1/2"	4FYST	321.87
5"	2"	5FYST	509.13
6"	2"	6FYST	666.63
8"	2"	8FYST	1125.40

## (02) Y-Type Pipe Strainer

"S" Pattern full flow • ANSI Class 125  
Eco-Brass • IMPORT • Lead Free



SIZE	PLUG TAPPING	STOCK NO	EACH
<b>Threaded - WOG (Non-shock): 200 PSI @ 150°F</b>			
3/8"	1/4"	38BYSTI	28.98
1/2"	3/8"	12BYSTI	28.98
3/4"	3/8"	34BYSTI	49.69
1"	1/2"	1BYSTI	67.50
1 1/4"	1/2"	114BYSTI	125.48
1 1/2"	1/2"	112BYSTI	163.98
2"	1/2"	2BYSTI	290.29
2 1/2"	1/2"	212BYSTI	476.23

## Solder - WOG (Non-shock): 400 PSI @ 100°F

1/2"	3/8"	12SBYSTI	28.98
3/4"	3/8"	34SBYSTI	49.69
1"	1/2"	1SBYSTI	67.50
1 1/4"	1/2"	114SBYSTI	125.48
1 1/2"	3/4"	112SBYSTI	163.98

## Solder - WOG (Non-shock): 315 PSI @ 100°F

2"	1"	2SBYSTI	290.29
----	----	---------	--------

## 20M Replacement Screens

SIZE	STOCK NO	EACH
1/2"	12YSTSC	8.60
3/4"	34YSTSC	11.21
1"	1YSTSC	12.92
1 1/4"	114YSTSC	14.65
1 1/2"	112YSTSC	18.08
2"	2YSTSC	30.15

# Steam Accessories

## Condensate & Boiler Feed Pumps <sup>(24)</sup>

### Sterlco 4100 Series Condensate Unit

Sterlco® atmospherically vented condensate tanks are designed for pumping hot condensate throughout the steam system.

- Capable of pumping hot condensate up to 200°F
- Heavy gauge steel receivers
- 115-1-60 Voltage, Simplex construction
- Bronze fitted centrifugal pumps
- Energy efficient 3450 RPM motors
- Automatic venting
- "Sterl-Seal" ceramic pump seal (250°F)
- Heavy-duty float switch



**2" Inlet • 3/4" Discharge • 1 1/4" Overflow • 1/2" Drain • 1 1/4" Vent (All NPT)**

CAPACITY SQ. FT. EDR	DISCHARGE PRESSURE	PUMP CAPACITY	MOTOR HP	REC. CAPACITY GALLONS	STOCK NO	EACH
8,000	20 PSI	12 GPM	1/3 Simplex	8	ST4028G	2161.38

Sterlco 4100 Series				
Model	H	L	W	
4028-G	12 1/2"	21 1/2"	12 1/2"	
4128-GMX-30	18 3/8"	28"	22"	
4128-GMX-45	26 3/8"	28"	22"	
4128-GMX-60	28 3/8"	28"	28"	



### Sterlco 4100 Series Boiler Feed Units

Sterlco® atmospherically vented boiler feed tanks are designed to supply water to the boilers to maintain water supply at various operating loads.

- Capable of pumping hot condensate up to 200°F
- Heavy gauge steel receivers
- 115-1-60 Voltage, Simplex construction
- Bronze fitted centrifugal pumps
- Energy efficient 3450 RPM motors
- Automatic venting
- "Sterl-Seal" ceramic pump seal (250°F)
- Heavy-duty make-up water valve
- Gauge glass tapping's



**2 1/2" Inlet • 3/4" Discharge • 2" Overflow • 1/2" Drain • 2" Vent (All NPT)**

BOILER HP	DISCHARGE PRESSURE	PUMP CAPACITY	MOTOR HP	REC. CAPACITY GALLONS	STOCK NO	EACH
30	20 PSI	12 GPM	1/3 Simplex	30	ST4128GMX30	2776.92
45	20 PSI	12 GPM	1/3 Simplex	45	ST4128GMX45	3378.43
60	20 PSI	12 GPM	1/3 Simplex	60	ST4128GMX60	4322.77

## Conbraco Low Pressure Heating Boiler Safety Valves <sup>(24)</sup>

[apollovalves.com](http://apollovalves.com)

### 13-200 Series

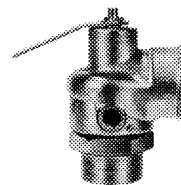
- All bronze construction
- Flat seat and teflon faced disc for positive seal and non-sticking
- Top guided and high capacity
- Positive drainage of condensate from seat area
- Standard set pressure of 15 psi



MODEL	INLET NPT	OUTLET NPT	PRESS LBS./HR	STOCK NO	EACH
13-211	3/4" Male	3/4" Female	475	34POSAVA	103.71
13-202	1" Male	1" Female	643	1POSAVA	108.14
13-213	1 1/4" Male	1 1/2" Female	1200	114POSAVA	183.28
13-214	1 1/2" Male	2" Female	1900	112POSAVA	246.00

### 12-200 Series

- For use on medium and large size commercial and industrial steam and processing boilers
- High Capacity
- All brass construction
- Teflon coated "O" ring seat seal
- Rust proofed steel spring
- 3/8" NPT side tapping for drain




MODEL	INLET NPT	OUTLET NPT	PRESS LBS./HR	STOCK NO	EACH
12-205	2"	2"	2500	2POSAVA	510.54
12-206	2 1/2"	2 1/2"	3529	212POSAVA	755.54
12-208	3"	3"	4100	3POSAVA	972.93

**Watts** <sup>(18)</sup>  
[watts.com](http://watts.com)

### No 152A Process Steam Pressure Regulator

This standard priced regulator is capable of handling the majority of lower volume process requirements for either saturated, wet, or super-heated steam. Body is of cast iron, with stainless steel disc, seat and strainer.



SIZE	REDUCED RANGE LBS	STOCK NO	EACH
3/4"	3-15	WA34152A3	1893.75



**Terrice Pressure Gauges stocked with Brass 1/4" NPT bottom connection**

## 500XB Series

**Case:**  
Cast aluminum, black finished. (Back flange standard).  
**Movement:**  
Stainless Steel, rotary type.  
**Accuracy:**  
0.5% of scale range  
**Bourdon Tube/Socket:**  
Phosphor bronze tube, silver brazed to forged brass socket & tip. 1/4" NPT standard or optional 1/2" NPT, for ranges 30" vac up to 1000 psi.



RANGE P.S.I.	STOCK NO	EACH
<b>4 1/2" Dial</b>		
0-30	500XB4502LA090	135.42
0-60	500XB4502LA100	135.42
0-100	500XB4502LA110	135.42
0-160	500XB4502LA120	135.42
0-200	500XB4502LA130	135.42
0-300	500XB4502LA140	135.42

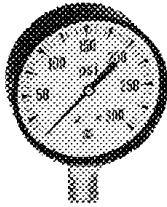
## 500XB Series Compound Gauge

Inches of HG to PSI.

RANGE P.S.I.	STOCK NO	EACH
<b>4 1/2" Dial</b>		
30"-30	500XB2502LA030	135.42

## Hydraulic Gauges Stem Mount

**Size:**  
2"  
**Case:**  
Drawn steel, black corrosion resistant paint  
**Movement:**  
Brass  
**Bourdon Tube:**  
Phosphor bronze, soft soldered  
**Connection:**  
1/4" ANPT, brass.



RANGE OZ	STOCK NO	EACH
0-100	P500100	5.95

(2)

## Plastic Pressure Gauge

1/4" MIP Connection.

RANGE P.S.I.	STOCK NO	EACH
<b>2" Dial</b>		
0-100	IPG10024BNL	3.61



(2)

## Water Level Gauge

1/4" NPT Connection.

RANGE P.S.I.	STOCK NO	EACH
<b>4 1/2" Dial</b>		
0-390' H <sub>2</sub> O	IPG45WL	21.59



**Terrice Pressure Gauges stocked with Brass 1/4" NPT bottom connection**

## 620B Series

304 Stainless steel case, stem-mounted flangeless window. Brass tube & socket. 1/4" NPT bottom connection.



RANGE P.S.I.	STOCK NO	EACH
<b>4 1/2" Dial</b>		
0-15	620B4502LA080	29.54
0-30	620B4502LA090	29.54
0-60	620B4502LA100	29.54
0-100	620B4502LA110	29.54
0-160	620B4502LA120	29.54
0-200	620B4502LA130	29.54
0-300	620B4502LA140	29.54
0-400	620B4502LA150	29.54

## 450SS Series Process Gauge

- Stainless steel Movement
- Wetted parts
- 316 SS tube and socket
- Case is fiberglass reinforced polypropylene
- Accuracy ± 0.5% full scale
- Maximum temperature 250°F.



**Bottom connection 1/2" NPT.**

RANGE P.S.I.	STOCK NO	EACH
<b>4 1/2" Dial</b>		
0-100	450SS4504LA110	139.95
0-300	450SS4504LA140	139.95

**Terrice Pressure Gauges stocked with Brass 1/4" NPT bottom connection**

## 800B Series Pressure Gauge

**LEAD FREE**

Used where inexpensive light weight gauges are preferred for indicating pressures on air, water, oil or any pressure medium that does not attack brass. Drawn steel—black finished.



RANGE P.S.I.	STOCK NO	EACH
<b>2 1/2" Dial</b>		
0-15	800B2502LA080LF	14.77
0-30	800B2502LA090LF	14.77
0-60	800B2502LA100LF	14.77
0-100	800B2502LA110LF	14.77
0-160	800B2502LA120LF	14.77
0-200	800B2502LA130LF	14.77
0-300	800B2502LA140LF	14.77
<b>4" Dial</b>		
0-15	800B4002LA080LF	26.35
0-30	800B4002LA090LF	26.35
0-60	800B4002LA100LF	26.35
0-100	800B4002LA110LF	26.35
0-160	800B4002LA120LF	26.35
0-200	800B4002LA130LF	26.35
0-300	800B4002LA140LF	26.35

## Tridicator Combination Pressure & Temperature Gauges

Designed specifically for use with hot water boilers providing both temperature and pressure measurements. Only one 1/2" NPT access point to the boiler is required. 3" Dial Size with steel, black painted case. Bronze tube and brass socket



CONNECTION	STOCK NO	EACH
<b>Temp: 30° - 250°F • Pressure: 0 - 75 psi/kPa</b>		
1/2" NPT Bottom	PTC14401	86.79
1/2" NPT Rear	PTC14601	52.49
<b>Temp: 30° - 250°F • Pressure: 0 - 200 psi/kPa</b>		
1/2" NPT Bottom	PTC14405	86.79
1/2" NPT Rear	PTC14605	52.49



# Pressure Gauges/Thermometers <sup>(35)</sup>

terice.com

## 800B Series Compound Gauge

**LEAD FREE**

Vacuum in Inches—pressure in Pounds

RANGE P.S.I.	STOCK NO	EACH
<b>2½" Dial</b>		
30-100	800B2502LA050LF	14.77
<b>4" Dial</b>		
30-30	800B4002LA030LF	26.35

## 800B Series Vacuum Gauge

**LEAD FREE**

Inches of HG.

RANGE P.S.I.	STOCK NO	EACH
<b>2½" Dial</b>		
30"-0	800B2502LA010LF	14.77
<b>4" Dial</b>		
30"-0	800B4002LA010LF	26.35



## 760B Low Pressure Gauge

**LEAD FREE**

Black finished steel case with lower connection.

2½" Dial. Max temp 140°F.

RANGE P.S.I.	STOCK NO	EACH
0-10	760B2502LT715	62.94

**Terice Pressure Gauges stocked with Brass ¼" NPT bottom connection**



## D80 Series Pressure Gauge

**LEAD FREE**

Stainless steel case (liquid fill).

RANGE P.S.I.	STOCK NO	EACH
<b>2½" Dial</b>		
0-15	D82LFB2502LA080LF	28.17
0-30	D82LFB2502LA090LF	28.17
0-60	D82LFB2502LA100LF	28.17
0-100	D82LFB2502LA110LF	28.17
0-160	D82LFB2502LA120LF	28.17
0-200	D82LFB2502LA130LF	28.17
0-300	D82LFB2502LA140LF	28.17

## Terice Pressure Snubber



With brass body and bronze core ¼" connection. Pressure range 0 to 1000 Lbs.

STOCK NO	EACH
<b>For Air &amp; Gasses</b>	
8721	11.37
<b>For Water, Steam, Gasoline &amp; Light Oils</b>	
8722	11.37
<b>LEAD FREE • For Air &amp; Gasses</b>	
8721PBF	15.00
<b>LEAD FREE • For Water, Steam, Gasoline &amp; Light Oils</b>	
8722PBF	15.00

## D37 Series Test "Pete's" Plug

Allows taking of pressure or temperature readings quickly and eliminates need for leaving costly gauges or temperature indicators on the line. Only pressure and temperature test plug with two self-closing valves, now with a male-female interaction which speeds valve closure.

¼" or ½" NPT 1½" long brass body

**Nordel Valve material**

SIZE	STOCK NO	EACH
¼"	D3741	9.09
½"	D3742	11.14
<b>LEAD FREE</b>		
¼"	D3741PBF	11.14
½"	D3742PBF	12.27

## GA18

Gauge adapter with ⅛" 340ss probe.

**Probe guard included.**

SIZE	STOCK NO	EACH
⅛"	D3747	29.77

## B831X Series Dial Thermometers



This Series Thermometer is furnished with the Thin Line Case for compactness and without the recalibrator for tamper proof operation and economy. Case: Type 3BM Series Stainless Steel, highly polished, hermetically sealed. Accuracy: 1% of full scale Connection: Rear ½" NPT is standard.

RANGE FAH.	STOCK NO	EACH
<b>B831X02 - 3" Dial, 2½" stem</b>		
20° - 250°	B831X0205	55.89
50° - 500°	B831X0208	55.89
<b>B831X04 - 3" Dial, 4" stem</b>		
20° - 250°	B831X0405	55.89
<b>B831X06 - 3" Dial, 6" stem</b>		
20° - 250°	B831X0605	55.89
50° - 550°	B831X0608	55.89
<b>B831X24 - 3" Dial, 24" stem</b>		
20° - 240°	B831X2405	142.68

## 76 Series

### Well for Dial Thermometers

FOR THERM.	STOCK NO	EACH
<b>LEAD FREE</b>		
2½" stem	764D2	36.80
4" stem	764G2	42.71
6" stem	764J2	68.39
24" stem	764WK6	150.52
<b>LEAD FREE</b>		
2½" stem	764D2PBF	58.16
4" stem	764G2PBF	66.34
6" stem	764J2PBF	105.42



## BX9 Series Adjustable Industrial Thermometer

Adjustable Angle-9° Scale less separate socket.

RANGE FAH	STOCK NO	EACH
<b>BX9-1-403—3½" Stem</b>		
-40° - 110°	BX9140301	68.16
0° - 100°	BX9140302	68.16
0° - 160°	BX9140304	68.16
30° - 180°	BX9140306	68.16
30° - 240°	BX9140307	68.16
30° - 300°	BX9140308	68.16
<b>BX9-1-406—6" Stem</b>		
0° - 100°	BX9140602	82.93
30° - 240°	BX9140607	82.93

## 3-4F Series 3½" Brass Socket

STOCK NO	EACH
34F2	11.37
<b>LEAD FREE</b>	
34F2PBF	22.26

## 3-4F Series 3½" 304 Stainless Steel

Well 3/4" NPT

STOCK NO	EACH
34F5	123.61

## 3-4FD Series 6" Stem with 2½" Extension

STOCK NO	EACH
34JD2	27.72
<b>LEAD FREE</b>	
34JD2PBF	58.16

## HT Series Industrial Thermometer Hydro-Therm Series

**Case:**  
5½" scale size cast aluminum with lustrous metallic gold finish. Brass case can be furnished when specified. ½" NPT brass thermowell included.



RANGE FAH	STOCK NO	EACH
<b>HT30 Straight - with socket</b>		
-40° - 110°	HT3041	33.86
30° - 240°	HT3047	33.86
<b>HT31 Angle - with socket</b>		
-40° - 110°	HT3141	33.86
30° - 240°	HT3147	33.86

## 435 Series Industrial Thermometer Econ-O-Therm Series

**Case:**  
5½" scale size cast aluminum with lustrous metallic gold finish. Brass case can be furnished when specified.



RANGE FAH	STOCK NO	EACH
<b>4530 Straight - less socket</b>		
30° - 300°	435010208	80.66
<b>4532 Angle - less socket</b>		
30° - 300°	435210208	80.66

## Econo ThermoWell

Brass • 3-3C2 • For Use with 435 Series

SIZE	STOCK NO	EACH
½" NPT x 2"	33C2	17.73
<b>LEAD FREE</b>		
½" NPT x 2"	33C2PBF	21.59

## SX9 Series Adjustable Angle Solar Thermometer

Features a rugged cast aluminum case, easy to read LCD display and an adjustable-angle stem that is fully interchangeable with industrial liquid-in-glass thermometers. Requires no external power and needs only 10 lux of illumination to operate. Min/Max feature provides instant recall of temperatures and is easily reset.



RANGE FAH	STOCK NO	EACH
-40° - 300°	SX9140305	92.70

# Pipe Covering <sup>(27)</sup>

## ArmaFlex Pipe Installation

Fire retardant flexible black rubber tube helps retard heat gain and prevent condensation or frost formation on cold water plumbing, chilled water and refrigeration lines. It also efficiently reduces heat flow for hot water plumbing, liquid-heating and dual temperature piping. Recommended temperature range is -40 to +220 F. Furnished in 6' Lengths.

O.D. SIZE & PIPE COVERING SIZE	NOMINAL SIZE	I.P.S.	STOCK NO	PRICE PER FOOT
<b>1/2" Thick</b>				
3/8" I.D.	1/4"	—	38AR	1.45
1/2" I.D.	3/8"	1/4"	12AR	1.55
5/8" I.D.	1/2"	3/8"	58AR	1.70
3/4" I.D.	5/8"	—	34AR	1.76
7/8" I.D.	3/4"	1/2"	78AR	1.90
1 1/8" I.D.	1"	3/4"	118AR	2.13
1 3/8" I.D.	1 1/4"	1"	138AR	2.34
1 5/8" I.D.	1 1/2"	1 1/4"	158AR	2.69
2 1/8" I.D.	2"	—	218AR	3.44
2" I.P.S.	—	2"	238AR	4.58
2 5/8" I.D.	2 1/2"	—	258AR	4.64
3 1/8" I.D.	—	—	318AR	5.45
3 5/8" I.D.	—	—	358AR	7.19
<b>3/8" Thick</b>				
1 1/8" I.D.	1"	3/4"	118X38AR	1.61
1 3/8" I.D.	1 1/4"	1 1/4"	158X38AR	2.25

## Armaflex II Sheet Insulation


For low to medium temperature. Offers high insulation efficiency, high resistance to water vapor and ease of application. May be applied to metal surfaces with temperatures up to 180° F. Temperatures below zero may require multiple layers. Useful for insulating large tanks of all shapes ductwork, irregular vessels and large piping. Fire retardant.

SIZE	STOCK NO	PER SHEET
3' x 4' x 1/2" thick. . . . .	3X4ARSH	42.85

## Imcolock Pipe Insulation

### HIGHLY UV RESISTANT

Pre-slit and pre-glued closed cell polyolefin foam, pre-mitered to 45° angle. Thermal conductivity of 0.24. Tear strength 45 P.S.I. Will not embrittle at -40 F. and can be used with temperature as low as -100 F. Upper limit 210 F. Greatly reduces probability of poor joints, dripping condensate and energy losses. All sizes 25/50 flame and smoke rated. Furnished in 6' lengths.



INSULATION I.D.	COPPER NOMINAL	I.P.S.	STOCK NO	PER FT
<b>3/4" Thick</b>				
1 5/8"	1 1/2"	1 1/4"	158X34PRSLPC	3.90
2"	—	1 1/2"	2X34PRSLPC	4.57
2 1/8"	2"	—	218X34PRSLPC	5.02
2 3/8"	—	2"	238X34PRSLPC	5.78
2 5/8"	2 1/2"	—	258X34PRSLPC	6.61
2 7/8"	—	2 1/2"	212X34PRSLPC	7.27
3 5/8"	3 1/2"	3"	358X34PRSLPC	9.72
<b>1/2" Thick</b>				
5/8"	1/2"	3/8"	58X12PRSLPC	1.04
7/8"	3/4"	1/2"	78X12PRSLPC	1.18
1"	—	3/4"	34X12PRSLPC	1.17
1 1/8"	1"	—	118X12PRSLPC	1.35
1 3/8"	1 1/4"	—	138X12PRSLPC	1.57
1 5/8"	1 1/2"	1 1/4"	158X12PRSLPC	1.85

## Adhesives

### No 520 Armaflex

DESCRIPTION	STOCK NO	EACH
Pint. . . . .	PTRUAD	31.64
Quart . . . . .	QTRUAD	47.46

(18)

### Adhesive Brush

DESCRIPTION	STOCK NO	EACH
1" . . . . .	1DOBR	3.74



“This is my insulation.”<sup>®</sup>

## “Fiberglass” Pipe Covering

Fire Resistant, All Service Jacket  
Self-sealing Lap, 3' Lengths—1" thick

SIZE (IPS & NOMINAL COPPER)	STOCK NO	PER FT
3/8" IPSx1" (1/2" CTS)	38FI	4.30
1/2" IPSx1" (3/4" CTS)	12FI	4.30
3/4" IPSx1" (1" CTS)	34FI	4.68
1" IPSx1" (1 1/4" CTS)	1FI	4.99
1 1/4" IPSx1" (1 1/2" CTS)	114FI	5.40
1 1/2" IPSx1"	112FI	5.81
2" IPSx1"	2FI	6.27
2" CTSx1"	218FI	6.27
2 1/2" IPSx1"	212FI	7.16
2 1/2" CTSx1"	258FI	7.16
3" IPSx1"	3FI	7.67
3" CTSx1"	318FI	7.67
4" IPSx1"	4FI	10.14
6" IPSx1"	6FI	12.12

## Accessories

### PVC Tape

STOCK NO	EACH
1X100PVTA	14.66
112X100PVTA	21.99

### PVC Sheet

DESCRIPTION	STOCK NO	EACH
.020 Mil 35 1/2" x 102'		
Full Roll	12X102PVSH	527.29
Cut to Measure, per ft.	12FTPVSH	4.68

### ASJ Tape

All-Service-Jacket

STOCK NO	EACH
3150ASJTA	73.21



## Snap Form Insulated Fitting Jackets One-piece PVC

### Note:

On hot lines the surface temperature of the insulation must be less than 150 F.

Iron Pipe Size	1/2"	OCF	1"	1 1/2"	2"	2 1/2"	3"	3 1/2"
3/8"	#2		#7	#9				
1/2"	3		7	10	#12	#15	#17	#18
3/4"	4	#5	7	10	12	15	17	18
1"	5	9	11	13	15	17	18	19
1 1/4"	6	7	9	12	13	15	17	18
1 1/2"	7		10	12	15	17	18	19
2"	9		11	13	15	17	18	19
2 1/2"	10		12	15	17	18	19	20
3"	11		13	15	17	18	19	20
3 1/2"	12		15	17	18	19	20	21
4"	13		15	17	18	19	20	21
5"	15		17	18	19	20	21	22
6"	17		18	19	20	21	22	23

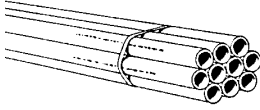
Copper Tube Size	Actual O.D.	1/2"	OCF	1"	1 1/2"	2"	2 1/2"	3"	3 1/2"
3/8"	1/2"			#5	#9	#11	#13	#15	
1/2"	5/8"	#2	#3	7	9	11	13	15	
3/4"	7/8"	3	3	7	10	12	15	17	#18
1"	1 1/8"	4	5	7	10	12	15	17	18
1 1/4"	1 3/8"	5	5	9	11	13	15	17	18
1 1/2"	1 5/8"	6	7	9	12	13	15	17	18
2"	2 1/8"	8	9	10	12	15	17	18	19
2 1/2"	2 5/8"	9	10	11	13	15	17	18	19
3"	3 1/8"	10	11	12	15	17	18	19	20
3 1/2"	3 5/8"	11	11	13	15	17	18	19	20
4"	4 1/8"	12	13	15	17	18	19	20	21
5"	5 1/8"	14	15	17	18	19	20	21	22
6"	6 1/8"	16	17	18	19	20	21	22	23

## Snap Form Jacket

PCS. PER CTN.	STOCK NO	SHORT RADIUS —90° ELBOW—		STOCK NO	*VALVE OR TEE	
		EACH	EACH		EACH	EACH
50	7PVIL	4.04		7PVIT	7.03	
50	9PVIL	5.13		9PVIT	9.17	
50	10PVIL	6.48		10PVIT	10.85	
25	11PVIL	7.82		11PVIT	13.50	
25	12PVIL	9.12		12PVIT	16.23	
25	13PVIL	12.03		13PVIT	21.57	
25	15PVIL	21.11		15PVIT	35.07	
25	18PVIL	35.70		18PVIT	75.61	

\*Valve and tee fittings are the same.

Cut out the top of a valve fitting to make a tee fitting.



## Standard Galvanized T&C

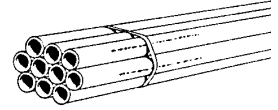
SIZE	STOCK NO	FOOT
<b>A-53F CW</b>		
1/4"	14GSTC	20.07
3/8"	38GSTC	31.44
1/2"	12GSTC	4.90
3/4"	34GSTC	6.13
1"	1GSTC	8.66
1 1/4"	114GSTC	11.35
1 1/2"	112GSTC	14.73
2"	2GSTC	19.52
2 1/2"	212GSTC	33.20
3"	3GSTC	43.42
4"	4GSTC	53.81

## Standard Galvanized P.E.

SIZE	STOCK NO	FOOT
<b>A-53F CW</b>		
1/4"	14GSPE	24.40
1/2"	12GSPE	4.38
3/4"	34GSPE	6.16
1"	1GSPE	8.41
1 1/4"	114GSPE	12.43
1 1/2"	112GSPE	14.79

## XH Galvanized

SIZE	STOCK NO	FOOT
<b>A-53F CW</b>		
1/2"	12GSXHPE	6.55
3/4"	34GSXHPE	10.13
1"	1GSXHPE	13.81



## Schedule 10 Lightweight Black Grooved

SIZE	STOCK NO	FOOT
2"	2BSLWGR	11.26
2 1/2"	212BSLWGR	16.58
3"	3BSLWGR	17.24
4"	4BSLWGR	21.41
6"	6BSLWGR	35.40

## Schedule 40 Seamless-Black P.E., GR B

SIZE	STOCK NO	FOOT
<b>A53 / A106 / API-5L • 21' Length</b>		
1/4"	14BSA1SPE	15.24
3/8"	38BSA1SPE	20.37
1/2"	12BSA1SPE	11.78
3/4"	34BSA1SPE	14.21
1"	1BSA1SPE	17.58
1 1/4"	114BSA1SPE	20.76
1 1/2"	112BSA1SPE	26.50
<b>Single Random Length</b>		
2"	2BSspe	32.45
2 1/2"	212BSspe	43.01
3"	3BSspe	62.33
4"	4BSspe	97.87

## Black Standard T&C

SIZE	STOCK NO	FOOT
<b>A-53F CW</b>		
1/8"	18BSTC	20.66
1/4"	14BSTC	11.12
3/8"	38BSTC	24.42
1/2"	12BSTC	3.58
3/4"	34BSTC	4.31
1"	1BSTC	5.63
1 1/4"	114BSTC	7.75
1 1/2"	112BSTC	9.13
2"	2BSTC	11.91
2 1/2"	212BSTC	23.24
3"	3BSTC	26.80
4"	4BSTC	35.91

## Black - P.E.

SIZE	STOCK NO	FOOT
<b>A-53F CW</b>		
1/4"	14BSPE	12.16
1/2"	12BSPE	3.38
3/4"	34BSPE	3.69
1"	1BSPE	5.95
1 1/4"	114BSPE	7.19
1 1/2"	112BSPE	8.60
3 1/2"	312BSPE	38.16

## X-H Black P.E.

SIZE	STOCK NO	FOOT
<b>A-53F CW</b>		
1/4"	14BSXHPE	9.00
3/8"	38BSXHPE	18.95
1/2"	12BSXHPE	4.54
3/4"	34BSXHPE	5.28
1"	1BSXHPE	7.29
1 1/4"	114BSXHPE	10.08
1 1/2"	112BSXHPE	12.19
2"	2BSXHPE	15.62
2 1/2"	212BSXHPE	28.67
3"	3BSXHPE	34.13
4"	4BSXHPE	45.84

## Schedule 80 Seamless-Black- P.E., GR B

SIZE	STOCK NO	FOOT
<b>A53 / A106 / API-5L • 21' Length</b>		
1/2"	12BSXHA1SPE	12.64
3/4"	34BSXHA1SPE	14.13
1"	1BSXHA1SPE	20.11
1 1/4"	114BSXHA1SPE	26.92
1 1/2"	112BSXHA1SPE	32.24
<b>Single Random Length</b>		
2"	2BSXHSPe	46.20
2 1/2"	212BSXHSPe	54.06
3"	3BSXHSPe	64.40
4"	4BSXHSPe	101.65

**Mastic and Tape are on page 1927**



## Minneapolis Machine Shop Capabilities

Carbon Steel Pipe	
Threaded	1/8" - 12"
Roll Grooved	1/4" - 12"
AGS Roll Grooved	14" - 42"
Cut Grooved	1" - 12"
Stainless Steel Pipe	
Threaded	1/2" - 3"
Sch. 10 Roll Grooved	2 1/2" - 6"
Sch. 40 Cut Grooved	2" - 6"
Copper Pipe	
Roll Grooved	2" - 6"
Band Saw Cuts	
Square Cuts	1/8" - 18"
Pipe Beveling	
	1/8" - 12"

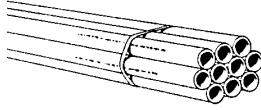
## Minimum Charge for Shop work is \$10.00

**\$50.00 Minimum if you supply your own pipe.**

- For each piece threaded or grooved both ends - Charge 3 labor charges.
- For each piece threaded or grooved one end - Charge 2 labor charge.
- For each piece plain ends - Charge 1 labor charge for cut.
- For each make-on - Charge 1 labor charge.
- 1/2" to 2" running threads - Charge 1 labor charge for each inch of running thread.
- 2 1/2" to 12" running threads - Charge 1 labor charge for each 1 1/2" of running thread.
- Threading or cutting pipe furnished by customer - Price on application

## For Cuts, Threads, Grooves and Make-Ons

Size	Net Labor Charge
1/8" - 3/4"	1.88
1"	1.88
1 1/4"	2.63
1 1/2"	2.63
2"	2.63
2 1/2"	3.75
3"	4.50
3 1/2"	5.25
4"	5.25
5"	6.75
6"	7.50
8"	10.50
10"	11.25
12"	22.50
14"	28.00
16"	35.00
18"	44.00
20"	48.00
24"	54.00



## Standard Black Well Drillers Pipe with R&D Couplings

SIZE	STOCK NO	FOOT
2" x 21'	2X21BSRD	14.53
4" x 18'	4X18BSRD	37.40
4" x 21'	4X21BSRD	37.40
5" x 21'	5X21BSRD	49.96
6" x 21'	6X21BSRD	63.41
8" x 21'	8X21BSRD	98.51
10" x 21'	10X21BSRD	139.25

## Galvanized Well Drillers Pipe

SIZE	STOCK NO	FOOT
1" x 18'	1GSWDTC	9.92

## Standard Black A53-GR B-ERW

SIZE	TYPE	STOCK NO	FOOT
<b>Plain End</b>			
2"	Sch. 40	2BSPEEW	10.75
2 1/2"	Sch. 40	212BSPEEW	15.95
3"	Sch. 40	3BSPEEW	21.51
4"	Sch. 40	4BSPEEW	28.73
5"	Sch. 40	5BSPE	41.87
6"	Sch. 40	6BSPE	51.19
8"	Sch. 40	8BSPE	83.12
10"	Sch. 40	10BSPE	117.86
12"	.375	120BSPE	161.11
14"	.375	140BSPE	222.64
16"	.375	160BSPE	209.55

## Standard Galvanized A53-GR B-ERW

SIZE	TYPE	STOCK NO	FOOT
<b>Plain End</b>			
2"	Sch. 40	2GSPEEW	17.46
2 1/2"	Sch. 40	212GSPEEW	26.12
3"	Sch. 40	3GSPEEW	34.20
4"	Sch. 40	4GSPEEW	47.10
5"	Sch. 40	5GSPE	65.96
6"	Sch. 40	6GSPE	85.59
8"	Sch. 40	8GSPE	130.56
10"	Sch. 40	100GSPE	223.56
12"	Sch. 40	120GSPE	265.48

## Standard Black A53-GR B-ERW

SIZE	TYPE	STOCK NO	FOOT
<b>Grooved Ends</b>			
2"	Sch. 40	2BSGBE	12.54
2 1/2"	Sch. 40	212BSGBE	16.95
3"	Sch. 40	3BSGBE	22.07
4"	Sch. 40	4BSGBE	30.22
5"	Sch. 40	5BSGBE	40.91
6"	Sch. 40	6BSGBE	55.23
8"	Sch. 40	8BSGBE	89.29

## Black Seamless

SIZE	TYPE	STOCK NO	FOOT
<b>A53 / A106 / API-5L</b>			
5"	Sch. 40	5BSSPE	103.75
6"	Sch. 40	6BSSPE	109.61
6"	Sch. 80	6BSXHSPE	135.53
8"	Sch. 40	8BSSPE	135.48
8"	Sch. 80	8BSXHSPE	212.89
10"	Sch. 40	10BSSPE	196.22

(08)

## Red Plastic Pipe Plugs



SIZE	STOCK NO	FOOT
<b>For Schedule 40 Pipe</b>		
1/2"	T7P	.34
3/4"	T10P	.38
1"	T13P	.55
1 1/4"	T16P	.70
1 1/2"	T18P	.78
2"	T220P	1.28
2 1/2"	T250P	1.70
3"	T53P	.82
4"	T1064P	1.69
5"	T1080P	2.28
6"	T1097P	3.87
8"	T1128P	7.23
10"	T1390P	13.66
12"	T1314P	42.61

## For Schedule 80 Pipe

1/2"	T6P	.31
3/4"	T9P	.36
1"	T12P	.46
1 1/4"	T15P	.61
1 1/2"	T17P	.73
2"	T210P	1.08
2 1/2"	T25AP	1.58
3"	T45AP	2.14
4"	T502P	4.17
5"	T1076P	6.24
6"	T1092P	9.24
8"	T1110P	16.16

(08)

## Plastic Pipe Cap



SIZE	STOCK NO	FOOT
2" NPT	CE316	.91
4" NPT	CE320	3.22
6" NPT	CE322	8.60
8" NPT	CE324	9.54

See Page 1112 for  
ProPress Tools

For use with Sch. 5 to 40 Carbon Steel Pipe • Carbon Steel, Zinc-Nickel Coating



### 90° Elbows

SIZE	STOCK NO	EACH
1/2"	ME12PRELFKM	23.75
3/4"	ME34PRELFKM	26.54
1"	ME1PRELFKM	32.31
1 1/4"	ME114PRELFKM	55.78
1 1/2"	ME112PRELFKM	71.94
2"	ME2PRELFKM	106.68
2 1/2"	ME212PREL	318.48
3"	ME3PREL	366.07
4"	ME4PREL	472.24



### 45° Elbows

SIZE	STOCK NO	EACH
1/2"	ME12PR45LFKM	24.39
3/4"	ME34PR45LFKM	29.62
1"	ME1PR45LFKM	37.25
1 1/4"	ME114PR45LFKM	66.14
1 1/2"	ME112PR45LFKM	82.94
2"	ME2PR45LFKM	114.88
2 1/2"	ME212PR45L	287.71
3"	ME3PR45L	357.63
4"	ME4PR45L	445.20



### Caps with Smart Connect

SIZE	STOCK NO	EACH
1/2"	ME12PRCAPFKM	26.86
3/4"	ME34PRCAPFKM	28.11
1"	ME1PRCAPFKM	31.86
1 1/4"	ME114PRCAPFKM	54.24
1 1/2"	ME112PRCAPFKM	69.09
2"	ME2PRCAPFKM	85.20
2 1/2"	ME212PRCAP	231.61
3"	ME3PRCAP	289.51
4"	ME4PRCAP	391.69



### Viega Press-In Branch Connector Tool Kit

FOR USE WITH RP 1/2" to 4", 6" pipe  
Includes: Press-In Branch Connector hole saw, adapter, pilot bit, Press-In Branch Connector positioning guide, press-in installer swage, press-in tool insert, & hard case.

SIZES	STOCK NO	EACH
1/2 - 6"	ME26920	3968.01



### Tees

SIZE	STOCK NO	EACH
1/2"	ME12PRTFKM	39.34
3/4"	ME34PRTFKM	42.54
1"	ME1PRTFKM	50.44
1 1/4"	ME114PRTFKM	87.53
1 1/2"	ME112PRTFKM	100.67
2"	ME2PRTFKM	164.36
2 1/2"	ME212PRT	375.99
3"	ME3PRT	468.87
4"	ME4PRT	641.37

### Reducing Tees

3/4 x 1/2"	ME34X12PRTFKM	46.94
1 x 1/2"	ME1X12PRTFKM	58.09
1 x 3/4"	ME1X34PRTFKM	57.02
1 1/4 x 1"	ME114X1PRTFKM	92.83
1 1/2 x 1/2"	ME112X12PRTFKM	124.00
1 1/2 x 3/4"	ME112X34PRTFKM	119.40
1 1/2 x 1"	ME112X1PRTFKM	119.38
1 1/2 x 1 1/4"	ME112X114PRTFKM	116.65
2 x 1/2"	ME2X12PRTFKM	187.01
2 x 3/4"	ME2X34PRTFKM	181.83
2 x 1"	ME2X1PRTFKM	180.10
2 x 1 1/4"	ME2X114PRTFKM	191.97
2 x 1 1/2"	ME2X112PRTFKM	195.59
2 1/2 x 1 1/2"	ME212X112PRT	451.16
2 1/2 x 2"	ME212X2PRT	451.16
3 x 1 1/2"	ME3X112PRT	566.15
3 x 2"	ME3X2PRT	575.39
3 x 2 1/2"	ME3X212PRT	575.39
4 x 1 1/2"	ME4X112PRT	691.33
4 x 2"	ME4X2PRT	691.33
4 x 2 1/2"	ME4X212PRT	716.26
4 x 3"	ME4X3PRT	716.26



### Female Tees

SIZE	STOCK NO	EACH
3/4 x 1/2"	ME34X12PRFTFKM	50.88
1 x 1/2"	ME1X12PRFTFKM	57.79
1 x 3/4"	ME1X34PRFTFKM	57.97
1 1/2 x 1/2"	ME112X12PRFTFKM	124.64
1 1/2 x 3/4"	ME112X34PRFTFKM	117.11
2 x 1/2"	ME2X12PRFTFKM	187.01
2 x 3/4"	ME2X34PRFTFKM	180.10



### Unions

SIZE	STOCK NO	EACH
1/2"	ME12PRUFKM	151.83
3/4"	ME34PRUFKM	146.53
1"	ME1PRUFKM	179.75
1 1/4"	ME114PRUFKM	230.41
1 1/2"	ME112PRUFKM	265.30
2"	ME2PRUFKM	333.99



### Couplings With Stops

SIZE	STOCK NO	EACH
1/2"	ME12PRCFKM	21.60
3/4"	ME34PRCFKM	24.94
1"	ME1PRCFKM	36.68
1 1/4"	ME114PRCFKM	46.67
1 1/2"	ME112PRCFKM	63.00
2"	ME2PRCFKM	91.25
2 1/2"	ME212PRC	184.10
3"	ME3PRC	230.54
4"	ME4PRC	299.01



### Couplings No Stops

SIZE	STOCK NO	EACH
1/2"	ME12PRRCFKM	26.43
3/4"	ME34PRRCFKM	29.32
1"	ME1PRRCFKM	41.20
1 1/4"	ME114PRRCFKM	52.01
1 1/2"	ME112PRRCFKM	68.61
2"	ME2PRRCFKM	96.98
2 1/2"	ME212PRRC	215.02
3"	ME3PRRC	253.65
4"	ME4PRRC	354.18



### Female Adapters

SIZE	STOCK NO	EACH
1/2"	ME12PRFAFKM	26.61
3/4"	ME34PRFAFKM	29.86
1"	ME1PRFAFKM	39.68
1 1/4"	ME114PRFAFKM	46.37
1 1/2"	ME112PRFAFKM	54.66
2"	ME2PRFAFKM	81.85
2 1/2"	ME212PRFA	268.04
3"	ME3PRFA	330.19
4"	ME4PRFA	453.74

### Reducing

3/4 x 1/2"	ME34X12PRFAFKM	37.37
1" x 3/4"	ME1X34PRFAFKM	46.10
1 1/4" x 1"	ME114X1PRFAFKM	53.53
1 1/2" x 1 1/4"	ME112X114PRFAFKM	53.53
2" x 1 1/2"	ME2X112PRFAFKM	90.79



### Male Adapters

SIZE	STOCK NO	EACH
1/2"	ME12PRMAFKM	30.16
3/4"	ME34PRMAFKM	32.67
1"	ME1PRMAFKM	40.66
1 1/4"	ME114PRMAFKM	49.57
1 1/2"	ME112PRMAFKM	58.16
2"	ME2PRMAFKM	86.32
2 1/2"	ME212PRMA	300.78
3"	ME3PRMA	380.40
4"	ME4PRMA	445.67

**Carbon Steel  
FKM Reducers**



**Reducers**

SIZE	STOCK NO	EACH
3/4" x 1/2"	ME34X12PRFRFKM	27.62
1" x 1/2"	ME1X12PRFRFKM	32.72
1" x 3/4"	ME1X34PRFRFKM	33.22
1 1/4" x 1"	ME114X1PRFRFKM	50.85
1 1/2" x 3/4"	ME112X34PRFRFKM	60.74
1 1/2" x 1"	ME112X1PRFRFKM	62.51
1 1/2" x 1 1/4"	ME112X114PRFRFKM	63.95
2" x 1"	ME2X1PRFRFKM	82.39
2" x 1 1/4"	ME2X114PRFRFKM	85.08
2" x 1 1/2"	ME2X112PRFRFKM	94.49
2 1/2" x 1"	ME212X1PRFR	213.18
2 1/2" x 1 1/4"	ME212X114PRFR	213.18
2 1/2" x 1 1/2"	ME212X112PRFR	217.55
2 1/2" x 2"	ME212X2PRFR	217.55
3" x 1 1/4"	ME3X114PRFR	248.35
3" x 1 1/2"	ME3X112PRFR	248.35
3" x 2"	ME3X2PRFR	258.88
3" x 2 1/2"	ME3X212PRFR	258.88
4" x 1 1/2"	ME4X112PRFR	348.82
4" x 2"	ME4X2PRFR	348.82
4" x 2 1/2"	ME4X212PRFR	357.63
4" x 3"	ME4X3PRFR	357.63

**Press Jaws & Rings**



(40)  
**MegaPress  
Jaws & Rings**  
FOR USE WITH RP 340,  
RP 330, 320-E, CT 400

JAW SIZES	STOCK NO	EACH
1/2" - 2"	PP48553	4992.46



(40)  
**RP 342-XL  
Press Tool**  
From 2" PureFlow to  
4" ProPress to 4" MegaPress

CAPACITY	STOCK NO	EACH
1/2" to 4" for carbon steel, copper & stainless steel, 1/2" to 2" for PEX.	PP65468	5388.65
RENTAL	PP65468RU	Call for Pricing



(40)  
**Press Booster  
for Viega  
MegaPress XL**  
MegaPress XL Press  
Booster & Jaws • RENTAL

JAW SIZES	STOCK NO	EACH
2 1/2", 3" & 4"	PP60638RU	Call for Pricing



**Viega MegaPress  
Z3 Actuator**

JAW SIZES	STOCK NO	EACH
Actuator, 2 1/2" Ring	ME57081	4688.47
3" & 4" Rings	ME26201	3885.72
RENTAL		
Actuator, 2 1/2" Ring	ME57081RU	Call for Pricing
3" & 4" Rings	ME26201RU	Call for Pricing



(40)  
**M18™ Force Logic™  
Long Throw Press Tool Kit & Ring Kit**  
For use on Viega® MegaPress XL® fittings

DESCRIPTION	STOCK NO	EACH
Tool kit	MILTPRESSTO	5324.40
2 1/2", 3" & 4" Rings	MIMPXLRINGS	4854.60
RENTAL		
Tool kit	MILTPRESSTORU	Call for Pricing
2 1/2", 3" & 4" Rings	MIMPXLRINGSRU	Call for Pricing

**Carbon Steel for Gas**



**90° Elbows**

SIZE	STOCK NO	EACH
1/2"	ME12PRELGAS	26.37
3/4"	ME34PRELGAS	30.02
1"	ME1PRELGAS	36.46
1 1/4"	ME114PRELGAS	63.40
1 1/2"	ME112PRELGAS	81.00
2"	ME2PRELGAS	120.45
2 1/2"	ME212PRELGAS	349.02
3"	ME3PRELGAS	402.41
4"	ME4PRELGAS	518.46



**45° Elbows**

SIZE	STOCK NO	EACH
1/2"	ME12PR45LGAS	27.49
3/4"	ME34PR45LGAS	33.21
1"	ME1PR45LGAS	41.50
1 1/4"	ME114PR45LGAS	73.10
1 1/2"	ME112PR45LGAS	91.72
2"	ME2PR45LGAS	130.22
2 1/2"	ME212PR45LGAS	349.02
3"	ME3PR45LGAS	402.41
4"	ME4PR45LGAS	518.46



**Couplings  
With Stops**

SIZE	STOCK NO	EACH
1/2"	ME12PRCGAS	24.33
3/4"	ME34PRCGAS	27.91
1"	ME1PRCGAS	41.26
1 1/4"	ME114PRCGAS	52.96
1 1/2"	ME112PRCGAS	71.52
2"	ME2PRCGAS	103.90
2 1/2"	ME212PRCGAS	265.54
3"	ME3PRCGAS	269.60
4"	ME4PRCGAS	392.21



**Couplings  
No Stops**

SIZE	STOCK NO	EACH
1/2"	ME12PRRCGAS	29.62
3/4"	ME34PRRCGAS	33.78
1"	ME1PRRCGAS	46.67
1 1/4"	ME114PRRCGAS	60.36
1 1/2"	ME112PRRCGAS	79.65
2"	ME2PRRCGAS	112.59
2 1/2"	ME212PRRCGAS	292.12
3"	ME3PRRCGAS	295.08
4"	ME4PRRCGAS	429.32





## Carbon Steel for Gas

### Tees



SIZE	STOCK NO	EACH
1/2"	ME12PRTGAS	43.12
3/4"	ME34PRTGAS	47.57
1"	ME1PRTGAS	56.46
1 1/4"	ME114PRTGAS	96.89
1 1/2"	ME112PRTGAS	114.01
2"	ME2PRTGAS	184.81
2 1/2"	ME212PRTGAS	501.22
3"	ME3PRTGAS	571.92
4"	ME4PRTGAS	653.15

### Reducing Tees

3/4 x 1/2"	ME34X12PRTGAS	51.70
1 x 1/2"	ME1X12PRTGAS	64.56
1 x 3/4"	ME1X34PRTGAS	63.14
1 1/4 x 1/2"	ME114X12PRTGAS	104.28
1 1/4 x 3/4"	ME114X34PRTGAS	103.48
1 1/4 x 1"	ME114X1PRTGAS	101.49
1 1/2 x 1/2"	ME112X12PRTGAS	141.26
1 1/2 x 3/4"	ME112X34PRTGAS	131.43
1 1/2 x 1"	ME112X1PRTGAS	132.67
1 1/2 x 1 1/4"	ME112X114PRTGAS	128.17
2 x 1/2"	ME2X12PRTGAS	213.10
2 x 3/4"	ME2X34PRTGAS	201.38
2 x 1"	ME2X1PRTGAS	199.44
2 x 1 1/4"	ME2X114PRTGAS	215.32
2 x 1 1/2"	ME2X112PRTGAS	219.59
2 1/2 x 1"	ME212X1PRTGAS	533.99
2 1/2 x 1 1/4"	ME212X114PRTGAS	533.99
2 1/2 x 1 1/2"	ME212X112PRTGAS	502.08
2 1/2 x 2"	ME212X2PRTGAS	491.11
3 x 1 1/4"	ME3X114PRTGAS	620.07
3 x 1 1/2"	ME3X112PRTGAS	642.55
3 x 2"	ME3X2PRTGAS	608.16
3 x 2 1/2"	ME3X212PRTGAS	627.40
4 x 1 1/2"	ME4X112PRTGAS	768.21
4 x 2"	ME4X2PRTGAS	761.33
4 x 2 1/2"	ME4X212PRTGAS	794.44
4 x 3"	ME4X3PRTGAS	800.01

### Female Tees



SIZE	STOCK NO	EACH
3/4 x 1/2"	ME34X12PRFTGAS	53.51
1 x 1/2"	ME1X12PRFTGAS	60.83
1 x 3/4"	ME1X34PRFTGAS	60.25
1 1/2 x 1/2"	ME112X12PRFTGAS	143.94
1 1/2 x 3/4"	ME112X34PRFTGAS	133.42
1 1/4 x 1/2"	ME114X12PRFTGAS	88.83
1 1/4 x 3/4"	ME114X34PRFTGAS	105.85
1 1/4 x 1"	ME114X1PRFTGAS	114.71
2 x 1/2"	ME2X12PRFTGAS	200.84
2 x 3/4"	ME2X34PRFTGAS	198.95
2 1/2 x 3/4"	ME212X34PRFTGAS	470.73
3 x 3/4"	ME3X34PRFTGAS	520.38
4 x 3/4"	ME4X34PRFTGAS	755.14

### Ball Valves



SIZE	STOCK NO	EACH
1/2"	ME12PRBVGAS	131.38
3/4"	ME34PRBVGAS	149.09
1"	ME1PRBVGAS	172.80
1 1/4"	ME114PRBVGAS	304.97
1 1/2"	ME112PRBVGAS	331.75
2"	ME2PRBVGAS	562.72

### Reducers

#### Fitting x Press



SIZE	STOCK NO	EACH
3/4 x 1/2"	ME34X12PRFRGAS	30.67
1 x 1/2"	ME1X12PRFRGAS	36.75
1 x 3/4"	ME1X34PRFRGAS	36.81
1 1/4 x 1"	ME114X1PRFRGAS	57.58
1 1/2 x 3/4"	ME112X34PRFRGAS	69.20
1 1/2 x 1"	ME112X1PRFRGAS	69.47
1 1/2 x 1 1/4"	ME112X114PRFRGAS	72.82
2 x 1"	ME2X1PRFRGAS	93.88
2 x 1 1/4"	ME2X114PRFRGAS	96.88
2 x 1 1/2"	ME2X112PRFRGAS	107.02
2 1/2 x 1"	ME212X1PRFRGAS	250.49
2 1/2 x 1 1/4"	ME212X114PRFRGAS	250.49
2 1/2 x 1 1/2"	ME212X112PRFRGAS	246.37
2 1/2 x 2"	ME212X2PRFRGAS	243.98
3 x 1 1/4"	ME3X114PRFRGAS	322.92
3 x 1 1/2"	ME3X112PRFRGAS	322.92
3 x 2"	ME3X2PRFRGAS	319.29
3 x 2 1/2"	ME3X212PRFRGAS	319.29
4 x 1 1/2"	ME4X112PRFRGAS	392.24
4 x 2"	ME4X2PRFRGAS	389.59
4 x 2 1/2"	ME4X212PRFRGAS	386.14
4 x 3"	ME4X3PRFRGAS	369.14

### Caps



SIZE	STOCK NO	EACH
1/2"	ME12PRCAGAS	30.12
3/4"	ME34PRCAGAS	31.51
1"	ME1PRCAGAS	35.61
1 1/4"	ME114PRCAGAS	60.86
1 1/2"	ME112PRCAGAS	77.75
2"	ME2PRCAGAS	96.07
2 1/2"	ME212PRCAGAS	259.56
3"	ME3PRCAGAS	307.99
4"	ME4PRCAGAS	417.53

### Reducer

#### Press x Press



SIZE	STOCK NO	EACH
3/4 x 1/2"	ME34X12PRRGAS	30.67
1 x 1/2"	ME1X12PRRGAS	36.75
1 x 3/4"	ME1X34PRRGAS	36.81
1 1/4 x 3/4"	ME114X34PRRGAS	57.31
1 1/4 x 1"	ME114X1PRRGAS	57.51
1 1/2 x 1 1/4"	ME112X114PRRGAS	72.82
2 x 1 1/4"	ME2X114PRRGAS	96.88
2 x 1 1/2"	ME2X112PRRGAS	107.02

### Unions



SIZE	STOCK NO	EACH
1/2"	ME12PRUGAS	142.88
3/4"	ME34PRUGAS	140.49
1"	ME1PRUGAS	172.41
1 1/4"	ME114PRUGAS	222.34
1 1/2"	ME112PRUGAS	256.06
2"	ME2PRUGAS	320.39

### Male Adapter



SIZE	STOCK NO	EACH
1/2"	ME12PRMAGAS	33.78
3/4"	ME34PRMAGAS	36.73
1"	ME1PRMAGAS	46.01
1 1/4"	ME114PRMAGAS	55.58
1 1/2"	ME112PRMAGAS	65.19
2"	ME2PRMAGAS	99.28
2 1/2"	ME212PRMAGAS	316.53
3"	ME3PRMAGAS	406.72
4"	ME4PRMAGAS	487.06

### Female Adapters



SIZE	STOCK NO	EACH
1/2"	ME12PRFAGAS	30.29
3/4"	ME34PRFAGAS	34.70
1"	ME1PRFAGAS	45.64
1 1/4"	ME114PRFAGAS	54.89
1 1/2"	ME112PRFAGAS	63.40
2"	ME2PRFAGAS	94.96
2 1/2"	ME212PRFAGAS	300.29
3"	ME3PRFAGAS	363.06
4"	ME4PRFAGAS	501.38

### Reducing Adapters

3/4 x 1/2"	ME34X12PRFAGAS	43.01
1 x 3/4"	ME1X34PRFAGAS	55.67
1 1/4 x 1/2"	ME114X12PRFAGAS	68.04
1 1/4 x 3/4"	ME114X34PRFAGAS	67.66
1 1/4 x 1"	ME114X1PRFAGAS	66.49
1 1/2 x 1/2"	ME112X12PRFAGAS	75.38
1 1/2 x 3/4"	ME112X34PRFAGAS	72.02
1 1/2 x 1"	ME112X1PRFAGAS	103.13
1 1/2 x 1 1/4"	ME112X114PRFAGAS	70.44
2 x 1/2"	ME2X12PRFAGAS	103.13
2 x 3/4"	ME2X34PRFAGAS	101.40
2 x 1"	ME2X1PRFAGAS	105.56
2 x 1 1/4"	ME2X114PRFAGAS	103.60
2 x 1 1/2"	ME2X112PRFAGAS	97.28

### 90° Street Elbows

For use with Sch.5 to Sch.40 carbon steel pipe



SIZE	STOCK NO	EACH
1/2"	ME12PRSLGAS	26.89
3/4"	ME34PRSLGAS	30.02
1"	ME1PRSLGAS	36.46
1 1/4"	ME114PRSLGAS	63.40
1 1/2"	ME112PRSLGAS	81.00
2"	ME2PRSLGAS	120.45
2 1/2"	ME212PRSLGAS	349.02
3"	ME3PRSLGAS	402.41
4"	ME4PRSLGAS	518.46

### 45° Street Elbows

For use with Sch.5 to Sch.40 carbon steel pipe



SIZE	STOCK NO	EACH
1/2"	ME12PRS45LGAS	27.49
3/4"	ME34PRS45LGAS	33.21
1"	ME1PRS45LGAS	41.50
1 1/4"	ME114PRS45LGAS	73.10
1 1/2"	ME112PRS45LGAS	91.72
2"	ME2PRS45LGAS	130.22
2 1/2"	ME212PRS45LGAS	349.02
3"	ME3PRS45LGAS	402.41
4"	ME4PRS45LGAS	518.46

# Malleable Fittings - Class 150 <sup>(03)</sup>

wardfittings.com



## 90° Elbows

SIZE	STOCK NO	EACH
<b>Black</b>		
1/8"	18BML	11.67
1/4"	14BML	11.39
3/8"	38BML	11.39
1/2"	12BML	7.90
3/4"	34BML	9.52
1"	1BML	16.55
1 1/4"	114BML	27.29
1 1/2"	112BML	35.89
2"	2BML	61.88
2 1/2"	212BML	137.85
3"	3BML	201.75
4"	4BML	433.33
6"	6BML	1429.93
<b>Galvanized</b>		
1/8"	18GML	18.09
1/4"	14GML	16.51
3/8"	38GML	16.51
1/2"	12GML	10.63
3/4"	34GML	13.04
1"	1GML	24.15
1 1/4"	114GML	38.18
1 1/2"	112GML	49.86
2"	2GML	81.65
2 1/2"	212GML	213.66
3"	3GML	352.28
4"	4GML	621.28
6"	6BML	1429.93



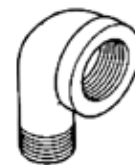
## 45° Elbows

SIZE	STOCK NO	EACH
<b>Black</b>		
1/8"	18BM45L	17.16
1/4"	14BM45L	16.79
3/8"	38BM45L	17.16
1/2"	12BM45L	13.02
3/4"	34BM45L	16.11
1"	1BM45L	20.29
1 1/4"	114BM45L	35.90
1 1/2"	112BM45L	44.43
2"	2BM45L	67.21
2 1/2"	212BM45L	194.43
3"	3BM45L	252.50
4"	4BM45L	495.13
6"	6BM45L	2157.71
<b>Galvanized</b>		
3/8"	38GM45L	25.14
1/2"	12GM45L	16.81
3/4"	34GM45L	24.15
1"	1GM45L	27.29
1 1/4"	114GM45L	50.98
1 1/2"	112GM45L	59.89
2"	2GM45L	88.61
2 1/2"	212GM45L	308.28
3"	3GM45L	448.34
4"	4GM45L	751.64



## 90° Reducing Elbows

SIZE	STOCK NO	EACH
<b>Black</b>		
1/4 x 1/8"	14X18BML	22.69
3/8 x 1/4"	38X14BML	16.04
1/2 x 3/8"	12X38BML	15.03
1/2 x 1/4"	12X14BML	15.47
3/4 x 1/2"	34X12BML	15.47
3/4 x 3/8"	34X38BML	21.63
1 x 3/4"	1X34BML	19.89
1 x 1/2"	1X12BML	21.45
1 1/4 x 1"	114X1BML	33.41
1 1/4 x 3/4"	114X34BML	37.26
1 1/2 x 1 1/4"	112X114BML	47.15
1 1/2 x 1"	112X1BML	47.15
1 1/2 x 3/4"	112X34BML	53.93
2 x 1 1/2"	2X112BML	68.27
2 x 1 1/4"	2X114BML	77.59
2 x 1"	2X1BML	77.59
2 x 3/4"	2X34BML	82.28
2 1/2 x 2"	212X2BML	187.40
2 1/2 x 1 1/2"	212X112BML	198.44
3 x 2 1/2"	3X212BML	342.85
3 x 2"	3X2BML	302.94
4 x 3"	4X3BML	585.95
<b>Galvanized</b>		
3/8 x 1/4"	38X14GML	26.38
1/2 x 3/8"	12X38GML	19.53
3/4 x 1/2"	34X12GML	22.69
3/4 x 3/8"	34X38GML	31.27
1 x 3/4"	1X34GML	29.11
1 x 1 1/2"	1X12GML	30.89
1 1/4 x 1"	114X1GML	48.83
1 1/4 x 3/4"	114X34GML	58.67
1 1/2 x 1 1/4"	112X114GML	78.05
1 1/2 x 1"	112X1GML	78.05
2 x 1 1/2"	2X112GML	91.16
2 x 1"	2X1GML	108.44
2 x 3/4"	2X34GML	110.63
2 1/2 x 2"	212X2GML	309.05
3 x 2"	3X2GML	487.84
4 x 3"	4X3GML	1242.62



## 90° Street Elbows

SIZE	STOCK NO	EACH
<b>Black</b>		
1/8"	18BMSL	16.82
1/4"	14BMSL	16.82
3/8"	38BMSL	16.82
1/2"	12BMSL	16.33
3/4"	34BMSL	16.33
1"	1BMSL	23.11
1 1/4"	114BMSL	35.90
1 1/2"	112BMSL	48.06
2"	2BMSL	78.08
2 1/2"	212BMSL	197.94
3"	3BMSL	302.13
4"	4BMSL	611.79
<b>Galvanized</b>		
1/8"	18GMSL	23.59
1/4"	14GMSL	22.85
3/8"	38GMSL	22.85
1/2"	12GMSL	23.34
3/4"	34GMSL	23.34
1"	1GMSL	31.23
1 1/4"	114GMSL	52.43
1 1/2"	112GMSL	65.81
2"	2GMSL	110.98
2 1/2"	212GMSL	321.02
3"	3GMSL	467.19

## 90° Reducing Street Elbows

SIZE	STOCK NO	EACH
<b>Black</b>		
1/2 x 3/8"	12X38BMSL	26.04
3/4 x 1/2"	34X12BMSL	35.26
1 x 3/4"	1X34BMSL	33.12
1 1/4 x 1"	114X1BMSL	47.68
1 1/2 x 1 1/4"	112X114BMSL	87.27
1 1/2 x 1"	112X1BMSL	70.04
2 x 1 1/2"	2X112BMSL	134.77

## 45° Street Elbows

SIZE	STOCK NO	EACH
<b>Black</b>		
1/4"	14BMS45L	21.51
3/8"	38BMS45L	22.30
1/2"	12BMS45L	18.21
3/4"	34BMS45L	27.51
1"	1BMS45L	32.04
1 1/4"	114BMS45L	55.40
1 1/2"	112BMS45L	71.44
2"	2BMS45L	120.17
<b>Galvanized</b>		
1/4"	14GMS45L	31.04
3/8"	38GMS45L	33.87
1/2"	12GMS45L	25.69
3/4"	34GMS45L	40.75
1"	1GMS45L	52.23
1 1/4"	114GMS45L	78.34
1 1/2"	112GMS45L	94.88
2"	2GMS45L	156.26





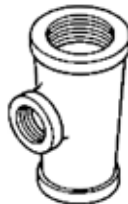
# Malleable Fittings - Class 150 (03)

wardfittings.com



## Tee

SIZE	STOCK NO	EACH
<b>Black</b>		
1/8"	18BMT	17.59
1/4"	14BMT	16.55
3/8"	38BMT	16.55
1/2"	12BMT	10.56
3/4"	34BMT	15.16
1"	1BMT	25.93
1 1/4"	114BMT	42.00
1 1/2"	112BMT	52.24
2"	2BMT	89.02
2 1/2"	212BMT	191.96
3"	3BMT	282.78
4"	4BMT	683.44
6"	6BMT	2396.63
<b>Galvanized</b>		
1/8"	18GMT	25.57
1/4"	14GMT	21.51
3/8"	38GMT	21.51
1/2"	12GMT	13.77
3/4"	34GMT	22.69
1"	1GMT	36.67
1 1/4"	114GMT	58.24
1 1/2"	112GMT	72.39
2"	2GMT	117.63
2 1/2"	212GMT	331.17
3"	3GMT	405.83
4"	4GMT	918.71

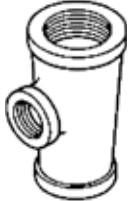


## Black Reducing Tee

SIZE	STOCK NO	EACH
<b>Black</b>		
3/8 x 3/8 x 1/2"	38X12BMT	24.57
3/8 x 3/8 x 1/4"	38X14BMT	26.66
1/2 x 1/2 x 3/4"	12X34BMT	27.06
1/2 x 1/2 x 3/8"	12X38BMT	23.06
1/2 x 1/2 x 1/4"	12X14BMT	17.95
1/2 x 1/4 x 1/2"	12X14X12BMT	18.87
3/4 x 3/4 x 1"	34X1BMT	35.68
3/4 x 3/4 x 1/2"	34X12BMT	23.44
3/4 x 3/4 x 3/8"	34X38BMT	28.77
3/4 x 3/4 x 1/4"	34X14BMT	26.05
3/4 x 1/2 x 3/4"	34X12X34BMT	27.06
3/4 x 1/2 x 1/2"	34X12X12BMT	24.06
1 x 1 x 1 1/2"	1X112BMT	104.90
1 x 1 x 1 1/4"	1X114BMT	65.46
1 x 1 x 3/4"	1X34BMT	29.56
1 x 1 x 1/2"	1X12BMT	29.56
1 x 1 x 3/8"	1X38BMT	41.56
1 x 1 x 1/4"	1X14BMT	36.60
1 x 3/4 x 1"	1X34X1BMT	34.33
1 x 3/4 x 3/4"	1X34X34BMT	31.27
1 x 3/4 x 1/2"	1X34X12BMT	33.86
1 x 1/2 x 1"	1X12X1BMT	33.68
1 x 1/2 x 3/4"	1X12X34BMT	40.16
1 x 1/2 x 1/2"	1X12X12BMT	33.68
1 1/4 x 1 1/4 x 2"	114X2BMT	134.91
1 1/4 x 1 1/4 x 1"	114X1BMT	51.21
1 1/4 x 1 1/4 x 3/4"	114X34BMT	47.25
1 1/4 x 1 1/4 x 1/2"	114X12BMT	53.91

## Black Reducing Tee (Cont'd)

SIZE	STOCK NO	EACH
<b>Black</b>		
1 1/4 x 1 1/4 x 3/8"	114X38BMT	75.02
1 1/4 x 1 x 1 1/4"	114X1X114BMT	66.25
1 1/4 x 1 x 1"	114X1X1BMT	55.17
1 1/4 x 1 x 3/4"	114X1X34BMT	55.17
1 1/4 x 1 x 1/2"	114X1X12BMT	66.78
1 1/4 x 3/4 x 1 1/4"	114X34X114BMT	56.88
1 1/4 x 3/4 x 1"	114X34X1BMT	58.11
1 1/4 x 3/4 x 3/4"	114X34X34BMT	62.76
1 1/4 x 1/2 x 1 1/4"	114X12X114BMT	62.76
1 1/2 x 1 1/2 x 2"	112X2BMT	129.98
1 1/2 x 1 1/2 x 1 1/4"	112X114BMT	73.75
1 1/2 x 1 1/2 x 1"	112X1BMT	59.65
1 1/2 x 1 1/2 x 3/4"	112X34BMT	59.65
1 1/2 x 1 1/2 x 1/2"	112X12BMT	63.14
1 1/2 x 1 1/4 x 1 1/2"	112X114X112BMT	113.07
1 1/2 x 1 1/4 x 1 1/4"	112X114X114BMT	100.60
1 1/2 x 1 1/4 x 1"	112X114X1BMT	64.40
1 1/2 x 1 1/4 x 3/4"	112X114X34BMT	75.00
1 1/2 x 1 x 1 1/2"	112X1X112BMT	75.00
1 1/2 x 1 x 1 1/4"	112X1X114BMT	107.49
1 1/2 x 1 x 1"	112X1X1BMT	75.00
1 1/2 x 3/4 x 1 1/2"	112X34X112BMT	75.00
1 1/2 x 1/2 x 1 1/2"	112X12X112BMT	75.00
2 x 2 x 1 1/2"	2X112BMT	100.60
2 x 2 x 1 1/4"	2X114BMT	100.60
2 x 2 x 1"	2X1BMT	93.47
2 x 2 x 3/4"	2X34BMT	93.47
2 x 2 x 1/2"	2X12BMT	95.23
2 x 1 1/2 x 2"	2X112X2BMT	126.56
2 x 1 1/2 x 1 1/2"	2X112X112BMT	120.08
2 x 1 1/2 x 1 1/4"	2X112X114BMT	117.14
2 x 1 1/2 x 1"	2X112X1BMT	114.89
2 x 1 1/4 x 2"	2X114X2BMT	125.61
2 x 1 1/4 x 1 1/4"	2X114X114BMT	116.92
2 x 1 x 2"	2X1X2BMT	116.92
2 x 3/4 x 2"	2X34X2BMT	114.89
2 x 1/2 x 2"	2X12X2BMT	116.92
2 1/2 x 2 1/2 x 2"	212X2BMT	249.75
2 1/2 x 2 1/2 x 1 1/2"	212X112BMT	284.70
2 1/2 x 2 1/2 x 1 1/4"	212X114BMT	284.70
2 1/2 x 2 1/2 x 1"	212X1BMT	284.70
2 1/2 x 2 1/2 x 3/4"	212X34BMT	280.44
2 1/2 x 2 x 2"	212X2X2BMT	295.20
2 1/2 x 1 1/2 x 2 1/2"	212X112X212BMT	322.50
3 x 3 x 2"	3X2BMT	333.55
3 x 3 x 1 1/2"	3X112BMT	346.77
3 x 3 x 1 1/4"	3X114BMT	353.12
3 x 3 x 1"	3X1BMT	335.15
3 x 2 x 3"	3X2X3BMT	391.62
3 x 2 x 2"	3X2X2BMT	352.87
4 x 4 x 3"	4X3BMT	790.83
4 x 4 x 2"	4X2BMT	769.03



## Galvanized Reducing Tee

SIZE	STOCK NO	EACH
<b>Galvanized</b>		
3/8 x 3/8 x 1/4"	38X14GMT	40.55
1/2 x 1/2 x 3/4"	12X34GMT	37.70
1/2 x 1/2 x 3/8"	12X38GMT	32.00
1/2 x 1/2 x 1/4"	12X14GMT	26.38
3/4 x 3/4 x 1"	34X1GMT	54.29
3/4 x 3/4 x 1/2"	34X12GMT	31.55
3/4 x 3/4 x 3/8"	34X38GMT	33.93
3/4 x 3/4 x 1/4"	34X14GMT	33.69
3/4 x 1/2 x 3/4"	34X12X34GMT	36.02
3/4 x 1/4 x 3/4"	34X14X34GMT	48.10
3/4 x 1/2 x 1/2"	34X12X12GMT	37.70
1 x 1 x 1 1/2"	1X112GMT	162.89
1 x 1 x 1 1/4"	1X114GMT	89.54
1 x 1 x 3/4"	1X34GMT	44.29
1 x 1 x 1/2"	1X12GMT	44.29
1 x 1 x 1/4"	1X14GMT	60.25
1 x 3/4 x 1"	1X34X1GMT	55.34
1 x 3/4 x 3/4"	1X34X34GMT	53.38
1 x 3/4 x 1/2"	1X34X12GMT	55.34
1 x 1/2 x 1"	1X12X1GMT	55.34
1 x 1/2 x 1/2"	1X12X12GMT	55.34
1 1/4 x 1 1/4 x 1"	114X1GMT	68.72
1 1/4 x 1 1/4 x 3/4"	114X34GMT	68.72
1 1/4 x 1 1/4 x 1/2"	114X12GMT	72.62
1 1/4 x 1 x 1 1/4"	114X1X114GMT	88.17
1 1/4 x 1 x 1"	114X1X1GMT	83.35
1 1/4 x 1 x 3/4"	114X1X34GMT	87.08
1 1/4 x 1 x 1/2"	114X1X12GMT	90.46
1 1/4 x 3/4 x 1 1/4"	114X34X114GMT	81.67
1 1/4 x 1/2 x 1 1/4"	114X12X114GMT	87.08
1 1/2 x 1 1/2 x 2"	112X2GMT	163.23
1 1/2 x 1 1/2 x 1 1/4"	112X114GMT	106.28
1 1/2 x 1 1/2 x 1"	112X1GMT	84.88
1 1/2 x 1 1/2 x 3/4"	112X34GMT	84.88
1 1/2 x 1 1/2 x 1/2"	112X12GMT	89.72
1 1/2 x 1 1/4 x 1"	112X114X1GMT	103.16
1 1/2 x 1 1/4 x 3/4"	112X114X34GMT	109.20
1 1/2 x 1 1/4 x 1/2"	112X114X12GMT	123.13
1 1/2 x 1 x 1 1/2"	112X1X112GMT	109.20
1 1/2 x 1 x 1"	112X1X1GMT	109.20
1 1/2 x 3/4 x 1 1/2"	112X34X112GMT	109.20
2 x 2 x 1 1/2"	2X112GMT	145.89
2 x 2 x 1 1/4"	2X114GMT	145.89
2 x 2 x 1"	2X1GMT	121.59
2 x 2 x 3/4"	2X34GMT	123.91
2 x 2 x 1/2"	2X12GMT	138.10
2 x 1 1/2 x 2"	2X112X2GMT	154.36
2 x 1 1/2 x 1 1/2"	2X112X112GMT	151.40
2 x 1 1/2 x 1 1/4"	2X112X114GMT	154.36
2 x 1 1/2 x 1"	2X112X1GMT	145.82
2 x 1 1/4 x 1 1/4"	2X114X114GMT	154.36
2 x 1 x 2"	2X1X2GMT	154.36
2 x 3/4 x 2"	2X34X2GMT	151.40
2 x 1/2 x 2"	2X12X2GMT	154.36
2 1/2 x 2 1/2 x 2"	212X2GMT	410.20
2 1/2 x 2 1/2 x 1 1/2"	212X112GMT	446.53
2 1/2 x 2 1/2 x 1 1/4"	212X114GMT	443.93
3 x 3 x 2 1/2"	3X212GMT	625.19
3 x 3 x 2"	3X2GMT	536.75
3 x 3 x 1 1/2"	3X112GMT	556.84
3 x 3 x 1"	3X1GMT	536.75
3 x 3 x 3/4"	3X34GMT	748.86
3 x 2 x 2"	3X2X2GMT	567.68
4 x 4 x 3"	4X3GMT	1460.35
4 x 4 x 2"	4X2GMT	1167.98

# Malleable Fittings - Class 150 (03)

wardfittings.com



## Service Tee

SIZE	STOCK NO	EACH
<b>Black</b>		
1/4"	14BMSET	34.71
3/8"	38BMSET	40.73
1/2"	12BMSET	33.64
3/4"	34BMSET	38.58
1"	1BMSET	51.02



## Cross Tee

SIZE	STOCK NO	EACH
<b>Black</b>		
1/4"	14BMX	37.56
3/8"	38BMX	42.92
1/2"	12BMX	39.90
3/4"	34BMX	48.28
1"	1BMX	59.51
1 1/4"	114BMX	96.57
1 1/2"	112BMX	119.69
2"	2BMX	196.78
3"	3BMX	568.26
<b>Galvanized</b>		
1/8"	18GMX	80.73
1/4"	14GMX	61.51
1/2"	12GMX	56.64
3/4"	34GMX	69.02
1"	1GMX	95.22
1 1/4"	114GMX	143.18
1 1/2"	112GMX	167.49
2"	2GMX	317.23



## Malleable Coupling

SIZE	STOCK NO	EACH
<b>Black</b>		
1/2"	12BMC	10.92
3/4"	34BMC	12.77
1"	1BMC	19.16
1 1/4"	114BMC	24.79
1 1/2"	112BMC	33.52
2"	2BMC	49.63
<b>Galvanized</b>		
1/2"	12GMC	15.55
3/4"	34GMC	17.92
1"	1GMC	29.39
1 1/4"	114GMC	41.46
1 1/2"	112GMC	47.11
2"	2GMC	68.87



(02E)

## Standard Steel Coupling

SIZE	STOCK NO	EACH
<b>Black</b>		
1/8"	18BSC	3.18
1/4"	14BSC	4.38
3/8"	38BSC	5.26
1/2"	12BSC	5.60
3/4"	34BSC	7.15
1"	1BSC	9.98
1 1/4"	114BSC	12.75
1 1/2"	112BSC	16.16
2"	2BSC	23.13
2 1/2"	212BSC	65.87
3"	3BSC	92.45
3 1/2"	312BSC	163.88
4"	4BSC	163.88
5"	5BSC	300.16
6"	6BSC	359.34
<b>Galvanized</b>		
1/8"	18GSC	3.89
1/4"	14GSC	5.04
3/8"	38GSC	6.45
1/2"	12GSC	6.86
3/4"	34GSC	8.60
1"	1GSC	12.01
1 1/4"	114GSC	15.38
1 1/2"	112GSC	19.08
2"	2GSC	28.55
2 1/2"	212GSC	80.90
3"	3GSC	107.37
4"	4GSC	189.25
6"	6GSC	433.17



(02E)

## Extra Heavy Steel Coupling

SIZE	STOCK NO	EACH
<b>Black</b>		
1/8"	18BSXHC	13.38
1/4"	14BSXHC	17.53
3/8"	38BSXHC	19.09
1/2"	12BSXHC	25.83
3/4"	34BSXHC	27.57
1"	1BSXHC	35.09
1 1/4"	114BSXHC	56.37
1 1/2"	112BSXHC	56.37
2"	2BSXHC	85.78
2 1/2"	212BSXHC	127.45
3"	3BSXHC	151.36
4"	4BSXHC	239.26
<b>Galvanized</b>		
1/2"	12GSXHC	30.80
3/4"	34GSXHC	33.01
1"	1GSXHC	42.50
1 1/4"	114GSXHC	65.21
1 1/2"	112GSXHC	65.21
2"	2GSXHC	108.53

(02E)

## Standard Half Black Steel Couplings

SIZE	STOCK NO	EACH
1/4"	14BSHC	4.46
3/8"	38BSHC	5.38
1/2"	12BSHC	5.39
3/4"	34BSHC	6.14
1"	1BSHC	8.59
1 1/4"	114BSHC	10.96
1 1/2"	112BSHC	13.89
2"	2BSHC	19.89
2 1/2"	212BSHC	47.45
3"	3BSHC	66.60

# Malleable Fittings - Class 150 <sup>(03)</sup>

wardfittings.com



## Black Reducing Couplings

SIZE	STOCK NO	EACH
<b>Black</b>		
1/4 x 1/8"	14X18BMR	14.93
3/8 x 1/4"	38X14BMR	14.93
3/8 x 1/8"	38X18BMR	18.64
1/2 x 3/8"	12X38BMR	12.82
1/2 x 1/4"	12X14BMR	13.55
1/2 x 1/8"	12X18BMR	15.08
3/4 x 1/2"	34X12BMR	14.33
3/4 x 3/8"	34X38BMR	17.09
3/4 x 1/4"	34X14BMR	17.09
3/4 x 1/8"	34X18BMR	17.85
1 x 3/4"	1X34BMR	22.30
1 x 1/2"	1X12BMR	22.85
1 x 3/8"	1X38BMR	28.13
1 x 1/4"	1X14BMR	29.44
1 1/4 x 1	114X1BMR	28.71
1 1/4 x 3/4"	114X34BMR	28.71
1 1/4 x 1/2"	114X12BMR	33.68
1 1/2 x 1 1/4"	112X114BMR	36.30
1 1/2 x 1"	112X1BMR	42.10
1 1/2 x 3/4"	112X34BMR	48.28
1 1/2 x 1/2"	112X12BMR	42.84
2 x 1 1/2"	2X112BMR	52.60
2 x 1 1/4"	2X114BMR	60.22
2 x 1"	2X1BMR	56.92
2 x 3/4"	2X34BMR	60.22
2 x 1/2"	2X12BMR	69.75
2 1/2 x 2"	212X2BMR	120.91
2 1/2 x 1 1/2"	212X112BMR	143.45
2 1/2 x 1 1/4"	212X114BMR	152.00
3 x 2 1/2"	3X212BMR	182.74
3 x 2"	3X2BMR	156.49
3 x 1 1/2"	3X112BMR	188.98
3 x 1 1/4"	3X114BMR	196.04
3 x 1"	3X1BMR	192.48
4 x 3 1/2"	4X312BMR	583.97
4 x 3"	4X3BMR	378.82
4 x 2 1/2"	4X212BMR	415.34
4 x 2"	4X2BMR	378.82
4 x 1 1/2"	4X112BMR	489.47
5 x 4"	5X4BMR	918.07



## Galvanized Reducing Couplings

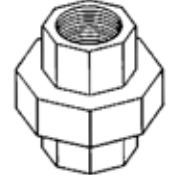
SIZE	STOCK NO	EACH
<b>Galvanized</b>		
1/4 x 1/8"	14X18GMR	20.18
3/8 x 1/4"	38X14GMR	20.18
1/2 x 3/8"	12X38GMR	18.87
1/2 x 1/4"	12X14GMR	18.15
1/2 x 1/8"	12X18GMR	23.94
3/4 x 1/2"	34X12GMR	20.17
3/4 x 3/8"	34X38GMR	22.93
3/4 x 1/4"	34X14GMR	22.93
1 x 3/4"	1X34GMR	31.23
1 x 1/2"	1X12GMR	33.63
1 x 3/8"	1X38GMR	43.71
1 x 1/4"	1X14GMR	46.67
1 1/4 x 1	114X1GMR	42.67
1 1/4 x 3/4"	114X34GMR	43.50
1 1/4 x 1/2"	114X12GMR	55.83
1 1/2 x 1 1/4"	112X114GMR	52.96
1 1/2 x 1"	112X1GMR	56.08
1 1/2 x 3/4"	112X34GMR	56.08
1 1/2 x 1/2"	112X12GMR	65.81
2 x 1 1/2"	2X112GMR	76.51
2 x 1 1/4"	2X114GMR	80.90
2 x 1"	2X1GMR	76.51
2 x 3/4"	2X34GMR	91.62
2 x 1/2"	2X12GMR	95.02
2 1/2 x 2"	212X2GMR	213.47
2 1/2 x 1 1/2"	212X112GMR	225.69
3 x 2 1/2"	3X212GMR	273.80
3 x 2"	3X2GMR	268.13
3 x 1 1/2"	3X112GMR	283.68
3 x 1 1/4"	3X114GMR	299.88
3 x 1"	3X1GMR	299.88
4 x 3"	4X3GMR	613.82
4 x 2"	4X2GMR	613.82
4 x 1 1/2"	4X112GMR	1004.52



## Floor Flange

No 190

SIZE	STOCK NO	EACH
<b>Black</b>		
1/4"	14MAFF	36.81
3/8"	38MAFF	36.81
1/2"	12MAFF	36.81
3/4"	34MAFF	36.81
1"	1MAFF	46.27
1 1/4"	114MAFF	46.27
1 1/2"	112MAFF	59.51
2"	2MAFF	71.59
<b>Galvanized</b>		
1/4"	14GMFF	71.64
1/2"	12GMFF	92.01
3/4"	34GMFF	92.01
1"	1GMFF	83.99
1 1/4"	114GMFF	111.62
1 1/2"	112GMFF	143.00
2"	2GMFF	181.60



## Unions

SIZE	STOCK NO	EACH
<b>Black</b>		
1/8"	18BMU	46.48
1/4"	14BMU	59.10
3/8"	38BMU	40.69
1/2"	12BMU	36.88
3/4"	34BMU	42.38
1"	1BMU	55.23
1 1/4"	114BMU	79.21
1 1/2"	112BMU	98.76
2"	2BMU	114.82
2 1/2"	212BMU	342.16
3"	3BMU	411.87
<b>Galvanized</b>		
1/8"	18GMU	91.03
1/4"	14GMU	80.15
3/8"	38GMU	53.64
1/2"	12GMU	48.92
3/4"	34GMU	56.23
1"	1GMU	73.67
1 1/4"	114GMU	106.48
1 1/2"	112GMU	129.01
2"	2GMU	148.31
2 1/2"	212GMU	515.20
3"	3GMU	721.05



## Steel Hexagon Bushings

SIZE	STOCK NO	EACH
<b>Black</b>		
1/4 x 1/8"	14X18BSB	1.53
3/8 x 1/8"	38X18BSB	1.83
3/8 x 1/4"	38X14BSB	1.83
1/2 x 1/8"	12X18BSB	3.11
1/2 x 1/4"	12X14BSB	3.11
1/2 x 3/8"	12X38BSB	3.11
3/4 x 1/4"	34X14BSB	4.62
3/4 x 3/8"	34X38BSB	4.62
3/4 x 1/2"	34X12BSB	4.62
1 x 1/4"	1X14BSB	7.73
1 x 3/8"	1X38BSB	7.73
1 x 1/2"	1X12BSB	7.73
1 x 3/4"	1X34BSB	7.73
<b>Galvanized</b>		
1/4 x 1/8"	14X18GSB	1.65
3/8 x 1/8"	38X18GSB	1.96
3/8 x 1/4"	38X14GSB	1.96
1/2 x 1/8"	12X18GSB	3.43
1/2 x 1/4"	12X14GSB	3.43
1/2 x 3/8"	12X38GSB	3.43

# Malleable Fittings - Class 150 (03)

wardfittings.com



## Black Cast Iron Hexagon Bushing

SIZE	STOCK NO	EACH
3/4 x 1/2"	34X12BMB	12.82
3/4 x 3/8"	34X38BMB	14.27
3/4 x 1/4"	34X14BMB	13.87
3/4 x 1/8"	34X18BMB	14.63
1 x 3/4"	1X34BMB	13.48
1 x 1/2"	1X12BMB	13.65
1 x 3/8"	1X38BMB	18.45
1 x 1/4"	1X14BMB	17.95
1 x 1/8"	1X18BMB	20.81
1 1/4 x 1"	114X1BMB	17.59
1 1/4 x 3/4"	114X34BMB	17.59
1 1/4 x 1/2"	114X12BMB	19.99
1 1/4 x 3/8"	114X38BMB	21.63
1 1/4 x 1/4"	114X14BMB	25.82
1 1/2 x 1 1/4"	112X114BMB	22.30
1 1/2 x 1"	112X1BMB	20.07
1 1/2 x 3/4"	112X34BMB	22.88
1 1/2 x 1/2"	112X12BMB	22.88
1 1/2 x 3/8"	112X38BMB	35.65
1 1/2 x 1/4"	112X14BMB	30.10
2 x 1 1/2"	2X112BMB	28.12
2 x 1 1/4"	2X114BMB	27.45
2 x 1"	2X1BMB	27.45
2 x 3/4"	2X34BMB	28.73
2 x 1/2"	2X12BMB	36.32
2 x 3/8"	2X38BMB	40.87
2 x 1/4"	2X14BMB	32.44
2 1/2 x 2"	212X2BMB	43.31
2 1/2 x 1 1/2"	212X112BMB	43.98
2 1/2 x 1 1/4"	212X114BMB	50.51
2 1/2 x 1"	212X1BMB	50.51
2 1/2 x 3/4"	212X34BMB	50.51
3 x 2 1/2"	3X212CIB	59.14
3 x 2"	3X2CIB	51.02
3 x 1 1/2"	3X112CIB	68.31
3 x 1 1/4"	3X114CIB	68.31
3 x 1"	3X1CIB	68.31
3 x 3/4"	3X34CIB	74.22
3 x 1/2"	3X12CIB	79.46
3 1/2 x 3"	312X3CIB	119.75
3 1/2 x 2"	312X2CIB	129.88
3 1/2 x 1 1/2"	312X112CIB	130.03
4 x 3 1/2"	4X312CIB	154.81
4 x 3"	4X3CIB	115.06
4 x 2 1/2"	4X212CIB	139.23
4 x 2"	4X2CIB	115.06
4 x 1 1/2"	4X112CIB	142.55
4 x 1 1/4"	4X114CIB	154.81
4 x 1"	4X1CIB	154.81
5 x 4"	5X4CIB	234.32
5 x 3"	5X3CIB	241.26
5 x 2"	5X2CIB	268.16
6 x 5"	6X5CIB	276.57
6 x 4"	6X4CIB	239.48
6 x 3"	6X3CIB	276.63
6 x 2"	6X2CIB	276.63
8 x 6"	8X6CIB	521.23



## Galvanized Malleable Hexagon Bushing

SIZE	STOCK NO	EACH
3/4 x 1/2"	34X12GMB	21.39
3/4 x 3/8"	34X38GMB	27.92
3/4 x 1/4"	34X14GMB	24.98
3/4 x 1/8"	34X18GMB	25.69
1 x 3/4"	1X34GMB	24.57
1 x 1/2"	1X12GMB	26.38
1 x 3/8"	1X38GMB	29.33
1 x 1/4"	1X14GMB	29.20
1 x 1/8"	1X18GMB	34.35
1 1/4 x 1"	114X1GMB	33.09
1 1/4 x 3/4"	114X34GMB	33.09
1 1/4 x 1/2"	114X12GMB	37.51
1 1/4 x 1/4"	114X14GMB	44.00
1 1/2 x 1 1/4"	112X114GMB	39.90
1 1/2 x 1"	112X1GMB	41.66
1 1/2 x 3/4"	112X34GMB	46.08
1 1/2 x 1/2"	112X12GMB	46.08
1 1/2 x 1/4"	112X14GMB	59.29
2 x 1 1/2"	2X112GMB	46.31
2 x 1 1/4"	2X114GMB	53.71
2 x 1"	2X1GMB	53.71
2 x 3/4"	2X34GMB	53.71
2 x 1/2"	2X12GMB	57.77
2 1/2 x 2"	212X2GMB	77.06
2 1/2 x 1 1/2"	212X112GMB	88.02
2 1/2 x 1 1/4"	212X114GMB	97.80
2 1/2 x 1"	212X1GMB	97.80
2 1/2 x 3/4"	212X34GMB	97.80
3 x 2 1/2"	3X212GMB	107.68
3 x 2"	3X2GMB	100.32
3 x 1 1/2"	3X112GMB	116.11
3 x 1"	3X1GMB	129.01
3 x 3/4"	3X34GMB	129.01
3 1/2 x 3"	312X3GMB	229.09
3 1/2 x 2"	312X2GMB	229.09
4 x 3"	4X3GMB	210.63
4 x 2 1/2"	4X212GMB	270.35
4 x 2"	4X2GMB	210.63
4 x 1 1/2"	4X112GMB	270.35
4 x 1"	4X1GMB	270.35
5 x 4"	5X4GMB	446.37
6 x 4"	6X4GMB	487.81
6 x 3"	6X3GMB	517.06

# Malleable Fittings - Class 150 <sup>(03)</sup>

wardfittings.com



## Flush Bushings

SIZE	STOCK NO	EACH
<b>Black</b>		
1/4 x 1/8"	14X18BMFB	1.41
1/2 x 3/8"	12X38BMFB	2.72
1/2 x 1/4"	12X14BMFB	2.72
3/4 x 1/2"	34X12BMFB	4.01
3/4 x 1/4"	34X14BMFB	4.01
1 x 3/4"	1X34BMFB	35.54
3 x 2"	3X2BMFB	150.59
4 x 3"	4X3BMFB	286.54
4 x 2 1/2"	4X212BMFB	261.51
<b>Galvanized</b>		
2 x 1 1/2"	2X112GMFB	140.03



## Cap

SIZE	STOCK NO	EACH
<b>Black</b>		
1/8"	18BMCAP	2.49
1/4"	14BMCAP	10.50
3/8"	38BMCAP	8.78
1/2"	12BMCAP	7.97
3/4"	34BMCAP	10.81
1"	1BMCAP	13.09
1 1/4"	114BMCAP	17.24
1 1/2"	112BMCAP	23.68
2"	2BMCAP	34.54
2 1/2"	212BMCAP	78.69
3"	3BMCAP	116.92
3 1/2"	312BMCAP	285.81
4"	4BMCAP	200.49
5"	5BMCAP	515.27
6"	6BMCAP	856.35
<b>Galvanized</b>		
1/8"	18GMCAP	2.62
1/4"	14GMCAP	14.27
3/8"	38GMCAP	14.27
1/2"	12GMCAP	11.78
3/4"	34GMCAP	16.30
1"	1GMCAP	20.18
1 1/4"	114GMCAP	26.59
1 1/2"	112GMCAP	34.08
2"	2GMCAP	47.73
2 1/2"	212GMCAP	138.63
3"	3GMCAP	167.98
4"	4GMCAP	371.15



## Countersunk Plugs

SIZE	STOCK NO	EACH
<b>Black Steel</b>		
1/8"	18BSCP	.39
1/4"	14BSCP	.52
3/8"	38BSCP	.70
1/2"	12BSCP	1.18
<b>Black Malleable</b>		
3/4"	34BMCP	1.88
1"	1BMCP	25.43
1 1/4"	114BMCP	26.59
1 1/4"	112BMCP	31.81
2"	2BMCP	46.97
2 1/2"	212BMCP	74.22
3"	3BMCP	121.24
4"	4BMCP	326.74



## Cored Plug

SIZE	STOCK NO	EACH
<b>Black</b>		
1/2"	12BMP	5.86
3/4"	34BMP	7.35
1"	1BMP	7.35
1 1/4"	114BMP	11.74
1 1/2"	112BMP	16.62
2"	2BMP	19.42
2 1/2"	212BMP	47.28
3"	3BMP	54.76
4"	4BMP	112.81
5"	5BMP	212.07
6"	6BMP	276.81
<b>Galvanized</b>		
1/2"	12GMP	2.44
3/4"	34GMP	15.79
1"	1GMP	15.79
1 1/4"	114GMP	26.31
1 1/2"	112GMP	35.52
2"	2GMP	44.11
2 1/2"	212GMP	93.22
3"	3GMP	119.37
4"	4GMP	231.51



## Solid Square Head Plug - Steel

SIZE	STOCK NO	EACH
<b>Black</b>		
1/8"	18BSP	.45
1/4"	14BSP	.68
3/8"	38BSP	1.03
1/2"	12BSP	2.08
3/4"	34BSP	2.92
<b>Galvanized</b>		
1/8"	18GSP	.49
1/4"	14GSP	.78
3/8"	38GSP	1.17



## Magnetic Square Head Plug - Steel

SIZE	STOCK NO	EACH
3/4"	34MSP	13.11

## Solid Square Head Plug - Cast Iron

SIZE	STOCK NO	EACH
1/2"	12CIP	6.39
3/4"	34CIP	19.26
1"	1CIP	20.52
1 1/4"	114CIP	23.63
1 1/2"	112CIP	33.49
2"	2CIP	43.23



## Lock Nut

SIZE	STOCK NO	EACH
<b>Black</b>		
1/4"	14BMLN	11.06
1/2"	12BMLN	11.31
3/4"	34BMLN	12.31
1"	1BMLN	23.58
1 1/4"	114BMLN	19.39
1 1/2"	112BMLN	27.23
<b>Galvanized</b>		
1/2"	12GMLN	13.34
3/4"	34GMLN	15.64
1"	1GMLN	28.43
2"	2GMLN	62.37



## Extension Piece

SIZE	STOCK NO	EACH
1/2"	12GMEP	39.23
3/4"	34GMEP	58.67
1"	1GMEP	73.55



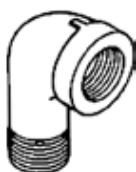
# Malleable Fittings - Class 300 (03)

wardfittings.com



## 90° Elbow

SIZE	STOCK NO	EACH
1/4"	14BM300L	39.97
3/8"	38BM300L	35.51
1/2"	12BM300L	48.09
3/4"	34BM300L	52.05
1"	1BM300L	66.46
1 1/4"	114BM300L	97.00
1 1/2"	112BM300L	114.37
2"	2BM300L	164.54
2 1/2"	212BM300L	416.88
3"	3BM300L	489.68
4"	4BM300L	1240.52



## 90° Street Elbow

SIZE	STOCK NO	EACH
1/4"	14BM300SL	47.35
1/2"	12BM300SL	61.87
3/4"	34BM300SL	87.87
1"	1BM300SL	103.03
1 1/2"	112BM300SL	175.12
2"	2BM300SL	272.52



## 45° Elbow

SIZE	STOCK NO	EACH
3/8"	38BM30045L	59.51
1/2"	12BM30045L	66.23
3/4"	34BM30045L	73.69
1"	1BM30045L	81.44
1 1/4"	114BM30045L	130.62
1 1/2"	112BM30045L	170.24
2"	2BM30045L	257.27



## Tee

SIZE	STOCK NO	EACH
1/4"	14BM300T	50.38
3/8"	38BM300T	53.29
1/2"	12BM300T	67.91
3/4"	34BM300T	73.28
1"	1BM300T	88.17
1 1/4"	114BM300T	126.38
1 1/2"	112BM300T	147.35
2"	2BM300T	217.51
2 1/2"	212BM300T	541.36
3"	3BM300T	753.64

### Reducing Tee

1/2 x 1/4"	12X14BM300T	72.52
1 x 1/2"	1X12BM300T	132.33



## Cross

Class 300

SIZE	STOCK NO	EACH
1"	1BM300X	243.23
1 1/2"	112BM300X	425.55

## Reducer

SIZE	STOCK NO	EACH
1/2 x 1/4"	12X14BM300R	57.40
1/2 x 3/8"	12X38BM300R	57.40
3/4 x 3/8"	34X38BM300R	83.86
3/4 x 1/2"	34X12BM300R	58.69
1 x 1/2"	1X12BM300R	71.53
1 x 3/4"	1X34BM300R	70.12
1 1/4 x 1/2"	114X12BM300R	157.88
1 1/4 x 3/4"	114X34BM300R	95.76
1 1/4 x 1"	114X1BM300R	92.33
1 1/2 x 3/4"	112X34BM300R	131.31
1 1/2 x 1"	112X1BM300R	126.42
1 1/2 x 1 1/4"	112X114BM300R	143.80
2 x 1"	2X1BM300R	183.37
2 x 1 1/4"	2X114BM300R	224.17
2 x 1 1/2"	2X112BM300R	177.73
2 1/2 x 2"	212X2BM300R	362.48



## Cap

SIZE	STOCK NO	EACH
1/4"	14BM300CAP	37.00
3/8"	38BM300CAP	37.00
1/2"	12BM300CAP	36.67
3/4"	34BM300CAP	46.30
1"	1BM300CAP	60.72
1 1/4"	114BM300CAP	67.28
1 1/2"	112BM300CAP	98.27
2"	2BM300CAP	136.58



## 300# and AAR Brass Seat Unions

SIZE	STOCK NO	EACH
<b>Black Class 300</b>		
1/4"	14BM300U	86.30
3/8"	38BM300U	87.35
1/2"	12BM300U	70.65
3/4"	34BM300U	78.27
1"	1BM300U	102.16
1 1/4"	114BM300U	166.59
1 1/2"	112BM300U	174.48
2"	2BM300U	216.14
2 1/2"	212BM300U	696.78
3"	3BM300U	901.44
4"	4BM300U	1922.75
<b>Galvanized Class 300</b>		
3/4"	34GM300U	122.94
1"	1GM300U	163.11
1 1/2"	112GM300U	273.87
2"	2GM300U	328.74

**Reserved**

# Standard Galvanized Steel Nipples <sup>(48)</sup>

wardmanufacturing.com



## 1/8" IPS

LENGTH	STOCK NO	EACH
Close	18XCGN	8.65
1 1/2"	18X112GN	12.09
2"	18X2GN	12.09
2 1/2"	18X212GN	15.97
3"	18X3GN	15.97
3 1/2"	18X312GN	18.80
4"	18X4GN	18.80
4 1/2"	18X412GN	31.78
5 1/2"	18X512GN	35.61
6"	18X6GN	35.61

## 1/4" IPS

LENGTH	STOCK NO	EACH
Close	14XCGN	9.34
1 1/2"	14X112GN	10.97
2"	14X2GN	10.97
2 1/2"	14X212GN	14.24
3"	14X3GN	14.24
3 1/2"	14X312GN	17.13
4"	14X4GN	17.13
4 1/2"	14X412GN	23.29
5"	14X5GN	23.29
5 1/2"	14X512GN	26.12
6"	14X6GN	26.12

## 3/8" IPS

LENGTH	STOCK NO	EACH
Close	38XCGN	10.15
1 1/2"	38X112GN	11.62
2"	38X2GN	11.62
2 1/2"	38X212GN	15.63
3"	38X3GN	15.63
3 1/2"	38X312GN	18.42
4"	38X4GN	18.42
4 1/2"	38X412GN	25.43
5"	38X5GN	25.43
5 1/2"	38X512GN	28.25
6"	38X6GN	28.25

## 1/2" IPS

LENGTH	STOCK NO	EACH
Close	12XCGN	8.37
1 1/2"	12X112GN	8.65
2"	12X2GN	8.65
2 1/2"	12X212GN	10.30
3"	12X3GN	10.30
3 1/2"	12X312GN	12.60
4"	12X4GN	12.60
4 1/2"	12X412GN	15.12
5"	12X5GN	15.12
5 1/2"	12X512GN	17.27
6"	12X6GN	17.27
7"	12X7GN	30.09
8"	12X8GN	30.09
9"	12X9GN	35.91
10"	12X10GN	35.91
11"	12X11GN	40.71
12"	12X12GN	40.71

## 3/4" IPS

LENGTH	STOCK NO	EACH
Close	34XCGN	9.95
1 1/2"	34X112GN	10.77
2"	34X2GN	10.77
2 1/2"	34X212GN	11.95
3"	34X3GN	11.95
3 1/2"	34X312GN	15.63
4"	34X4GN	15.63
4 1/2"	34X412GN	18.42
5"	34X5GN	18.42
5 1/2"	34X512GN	22.31
6"	34X6GN	22.31
7"	34X7GN	38.56
8"	34X8GN	38.56
9"	34X9GN	42.75
10"	34X10GN	42.75
11"	34X11GN	48.02
12"	34X12GN	48.02

## 1" IPS

LENGTH	STOCK NO	EACH
Close	1XCGN	13.78
2"	1X2GN	16.12
2 1/2"	1X212GN	17.48
3"	1X3GN	17.48
3 1/2"	1X312GN	20.92
4"	1X4GN	20.92
4 1/2"	1X412GN	25.74
5"	1X5GN	25.74
5 1/2"	1X512GN	29.27
6"	1X6GN	29.27
7"	1X7GN	48.86
8"	1X8GN	48.86
9"	1X9GN	55.87
10"	1X10GN	55.87
12"	1X12GN	64.98

## 1 1/4" IPS

LENGTH	STOCK NO	EACH
Close	114XCGN	18.42
2"	114X2GN	19.95
2 1/2"	114X212GN	21.61
3"	114X3GN	21.61
3 1/2"	114X312GN	25.74
4"	114X4GN	25.74
4 1/2"	114X412GN	31.94
5"	114X5GN	31.94
5 1/2"	114X512GN	37.09
6"	114X6GN	37.09
7"	114X7GN	59.87
8"	114X8GN	59.87
9"	114X9GN	71.67
10"	114X10GN	71.67
11"	114X11GN	85.96
12"	114X12GN	85.96



(40)

## Metal Nipple Tray

SIZE	STOCK NO	EACH
1/2"	12NITR	60.36
3/4"	34NITR	70.11
1"	1NITR	75.40

# Standard Galvanized Steel Nipples <sup>(48)</sup>

wardmanufacturing.com



## 1 1/2" IPS

LENGTH	STOCK NO	EACH
Close	112XCGN	21.61
Butt.	112XBGN	85.80
2"	112X2GN	23.09
2 1/2"	112X212GN	25.74
3"	112X3GN	25.74
3 1/2"	112X312GN	32.61
4"	112X4GN	32.61
4 1/2"	112X412GN	39.43
5"	112X5GN	39.43
5 1/2"	112X512GN	44.20
6"	112X6GN	44.20
7"	112X7GN	68.71
8"	112X8GN	68.71
9"	112X9GN	80.14
10"	112X10GN	80.14
11"	112X11GN	91.60
12"	112X12GN	91.60

## 2" IPS

LENGTH	STOCK NO	EACH
Close	2XCGN	30.26
Butt.	2XBGN	120.68
2-1/2"	2X212GN	34.07
3"	2X3GN	34.07
3-1/2"	2X312GN	41.40
4"	2X4GN	41.40
4-1/2"	2X412GN	53.02
5"	2X5GN	53.02
5-1/2"	2X512GN	61.53
6"	2X6GN	61.53
7"	2X7GN	100.25
8"	2X8GN	100.25
10"	2X10GN	117.19
11"	2X11GN	134.49
12"	2X12GN	134.49

## 2 1/2" IPS

LENGTH	STOCK NO	EACH
Close	212XCGN	90.22
3"	212X3GN	93.74
3 1/2"	212X312GN	108.89
4"	212X4GN	108.89
4 1/2"	212X412GN	121.36
5"	212X5GN	121.36
5 1/2"	212X512GN	133.33
6"	212X6GN	133.33
8"	212X8GN	171.55
10"	212X10GN	195.49
12"	212X12GN	218.82

## 3" IPS

LENGTH	STOCK NO	EACH
Close	3XCGN	108.23
3"	3X3GN	123.17
3 1/2"	3X312GN	144.44
4"	3X4GN	144.44
4 1/2"	3X412GN	168.22
5"	3X5GN	168.22
5 1/2"	3X512GN	178.07
6"	3X6GN	178.07
7"	3X7GN	239.76
8"	3X8GN	239.76
9"	3X9GN	273.50
10"	3X10GN	273.50
11"	3X11GN	307.41
12"	3X12GN	307.41

## 3 1/2" IPS

LENGTH	STOCK NO	EACH
Close	312XCGN	190.71

## 4" IPS

LENGTH	STOCK NO	EACH
Close	4XCGN	162.11
4"	4X4GN	193.84
4 1/2"	4X412GN	217.28
5"	4X5GN	217.28
5 1/2"	4X512GN	240.25
6"	4X6GN	240.25
8"	4X8GN	286.64
10"	4X10GN	332.36
12"	4X12GN	378.26

## 6" IPS

LENGTH	STOCK NO	EACH
Close	6XCGN	872.85
6"	6X6GN	1139.49
8"	6X8GN	1373.39
12"	6X12GN	1871.83

## "Redi-Sixes"

Six pieces of each, close thru 6"

SIZE	STOCK NO	EACH
1/4"	14GN6P	1498.90
3/8"	38GN6P	1626.45
1/2"	12GN6P	1003.15
3/4"	34GN6P	1228.76
1"	1GN6P	1690.28
1 1/4"	114GN6P	2175.53
1 1/2"	112GN6P	2639.12
2"	2GN6P	3295.17

## "Three-Pack"

Three pieces of each, close thru 6"

SIZE	STOCK NO	EACH
1/2"	12GN3P	531.32
3/4"	34GN3P	652.97
1"	1GN3P	848.18
1 1/4"	114GN3P	1060.12
1 1/2"	112GN3P	1286.05
2"	2GN3P	1605.64

## "One-Pack"

One piece of each, close thru 6"

SIZE	STOCK NO	EACH
1/2"	12GN1P	190.32
3/4"	34GN1P	233.05
1"	1GN1P	310.07
1 1/4"	114GN1P	405.80
1 1/2"	112GN1P	492.42
2"	2GN1P	614.84

# Standard Black Steel Nipples (48)

wardmanufacturing.com



## 1/8" IPS

LENGTH	STOCK NO	EACH
Close	18XCBN	6.98
1 1/2"	18X112BN	8.44
2"	18X2BN	8.44
2 1/2"	18X212BN	9.95
3"	18X3BN	9.95
3 1/2"	18X312BN	11.95
4"	18X4BN	11.95
4 1/2"	18X412BN	22.60
5"	18X5BN	22.60
5 1/2"	18X512BN	24.93
6"	18X6BN	24.93

## 1/4" IPS

LENGTH	STOCK NO	EACH
Close	14XCBN	8.37
1 1/2"	14X112BN	8.84
2"	14X2BN	8.84
2 1/2"	14X212BN	11.46
3"	14X3BN	11.46
3 1/2"	14X312BN	13.16
4"	14X4BN	13.16
4 1/2"	14X412BN	19.95
5"	14X5BN	19.95
5 1/2"	14X512BN	23.60
6"	14X6BN	23.60

## 3/8" IPS

LENGTH	STOCK NO	EACH
Close	38XCBN	8.44
1 1/2"	38X112BN	9.66
2"	38X2BN	9.66
2 1/2"	38X212BN	12.46
3"	38X3BN	12.46
3 1/2"	38X312BN	14.63
4"	38X4BN	14.63
4 1/2"	38X412BN	20.92
5"	38X5BN	20.92
5 1/2"	38X512BN	23.29
6"	38X6BN	23.29

## 1/2" IPS

LENGTH	STOCK NO	EACH
Close	12XCBN	7.19
1 1/2"	12X112BN	7.19
2"	12X2BN	7.19
2 1/2"	12X212BN	8.44
3"	12X3BN	8.44
3 1/2"	12X312BN	10.30
4"	12X4BN	10.30
4 1/2"	12X412BN	11.95
5"	12X5BN	11.95
5 1/2"	12X512BN	13.29
6"	12X6BN	13.29
7"	12X7BN	23.91
8"	12X8BN	23.91
9"	12X9BN	28.94
10"	12X10BN	28.94
11"	12X11BN	34.31
12"	12X12BN	34.31
18"	12X18BN	53.55
24"	12X24BN	69.86
30"	12X30BN	81.80
36"	12X36BN	96.57
48"	12X48BN	121.99
60"	12X60BN	146.28

## 3/4" IPS

LENGTH	STOCK NO	EACH
Close	34XCBN	8.37
1 1/2"	34X112BN	8.84
2"	34X2BN	8.84
2 1/2"	34X212BN	9.95
3"	34X3BN	9.95
3 1/2"	34X312BN	12.46
4"	34X4BN	12.46
4 1/2"	34X412BN	15.63
5"	34X5BN	15.63
5 1/2"	34X512BN	17.62
6"	34X6BN	17.62
7"	34X7BN	29.43
8"	34X8BN	29.43
9"	34X9BN	34.07
10"	34X10BN	34.07
11"	34X11BN	38.05
12"	34X12BN	38.05
18"	34X18BN	66.01
24"	34X24BN	84.45
30"	34X30BN	98.93
36"	34X36BN	117.07
48"	34X48BN	155.94
60"	34X60BN	190.84

## 1" IPS

LENGTH	STOCK NO	EACH
Close	1XCBN	11.95
2"	1X2BN	13.16
2 1/2"	1X212BN	13.78
3"	1X3BN	13.78
3 1/2"	1X312BN	17.27
4"	1X4BN	17.27
4 1/2"	1X412BN	20.26
5"	1X5BN	20.26
5 1/2"	1X512BN	24.12
6"	1X6BN	24.12
7"	1X7BN	39.23
8"	1X8BN	39.23
9"	1X9BN	45.86
10"	1X10BN	45.86
11"	1X11BN	52.71
12"	1X12BN	52.71
18"	1X18BN	84.96
24"	1X24BN	111.06
30"	1X30BN	128.06
36"	1X36BN	154.44
48"	1X48BN	201.85
60"	1X60BN	254.04

## 1 1/4" IPS

LENGTH	STOCK NO	EACH
Close	114XCBN	15.12
2"	114X2BN	17.13
2 1/2"	114X212BN	18.30
3"	114X3BN	18.30
3 1/2"	114X312BN	21.61
4"	114X4BN	21.61
4 1/2"	114X412BN	25.74
5"	114X5BN	25.74
5 1/2"	114X512BN	30.65
6"	114X6BN	30.65
7"	114X7BN	49.38
8"	114X8BN	49.38
9"	114X9BN	59.20
10"	114X10BN	59.20
11"	114X11BN	67.02
12"	114X12BN	67.02
18"	114X18BN	108.06
24"	114X24BN	145.65
30"	114X30BN	171.88
36"	114X36BN	202.63
48"	114X48BN	268.48
60"	114X60BN	333.97

## 1 1/2" IPS

LENGTH	STOCK NO	EACH
Close	112XCBN	18.80
2"	112X2BN	20.26
2 1/2"	112X212BN	22.60
3"	112X3BN	22.60
3 1/2"	112X312BN	25.43
4"	112X4BN	25.43
4 1/2"	112X412BN	31.09
5"	112X5BN	31.09
5 1/2"	112X512BN	35.55
6"	112X6BN	35.55
7"	112X7BN	56.50
8"	112X8BN	56.50
9"	112X9BN	66.18
10"	112X10BN	66.18
11"	112X11BN	76.25
12"	112X12BN	76.25

## 2" IPS

LENGTH	STOCK NO	EACH
Close	2XCBN	25.60
2 1/2"	2X212BN	29.43
3"	2X3BN	29.43
3 1/2"	2X312BN	35.55
4"	2X4BN	35.55
4 1/2"	2X412BN	41.08
5"	2X5BN	41.08
5 1/2"	2X512BN	48.02
6"	2X6BN	48.02
7"	2X7BN	80.29
8"	2X8BN	80.29
9"	2X9BN	94.43
10"	2X10BN	94.43
11"	2X11BN	108.76
12"	2X12BN	108.76



# Standard Black Steel Nipples <sup>(48)</sup>

wardmanufacturing.com



## 2 1/2"

LENGTH	STOCK NO	EACH
Close	212XCBN	80.14
3"	212X3BN	82.11
3 1/2"	212X312BN	96.57
4"	212X4BN	96.57
4 1/2"	212X412BN	106.10
5"	212X5BN	106.10
5 1/2"	212X512BN	110.74
6"	212X6BN	110.74
7"	212X7BN	140.79
8"	212X8BN	140.79
9"	212X9BN	158.26
10"	212X10BN	158.26
11"	212X11BN	175.92
12"	212X12BN	175.92

## 3"

LENGTH	STOCK NO	EACH
Close	3XCBN	95.10
3"	3X3BN	103.41
3 1/2"	3X312BN	122.51
4"	3X4BN	122.51
4 1/2"	3X412BN	135.01
5"	3X5BN	135.01
5 1/2"	3X512BN	146.79
6"	3X6BN	146.79
7"	3X7BN	197.99
8"	3X8BN	197.99
9"	3X9BN	222.47
10"	3X10BN	222.47
11"	3X11BN	246.71
12"	3X12BN	246.71

## 3 1/2"

LENGTH	STOCK NO	EACH
4"	312X4BN	181.07
6"	312X6BN	234.47

## 4"

LENGTH	STOCK NO	EACH
Close	4XCBN	143.30
4"	4X4BN	165.76
4 1/2"	4X412BN	189.21
5"	4X5BN	189.21
5 1/2"	4X512BN	202.30
6"	4X6BN	202.30
7"	4X7BN	233.54
8"	4X8BN	233.54
9"	4X9BN	266.02
10"	4X10BN	266.02
11"	4X11BN	311.71
12"	4X12BN	311.71

## 5"

LENGTH	STOCK NO	EACH
4 1/2"	5X412BN	455.36
5"	5X5BN	455.36
6"	5X6BN	499.46

## 6"

LENGTH	STOCK NO	EACH
Close	6XCBN	436.61
4 1/2"	6X412BN	513.72
5"	6X5BN	513.72
6"	6X6BN	569.77
8"	6X8BN	686.64
10"	6X10BN	795.17
12"	6X12BN	936.15

## "Redi-Sixes"

Six pieces of each, close thru 6"

SIZE	STOCK NO	EACH
1/4"	14BN6P	1263.34
3/8"	38BN6P	1326.50
1/2"	12BN6P	936.09
3/4"	34BN6P	1144.33
1"	1BN6P	1368.91
1 1/4"	114BN6P	1770.76
1 1/2"	112BN6P	2157.31
2"	2BN6P	2673.35

## "Three-Pack"

Three pieces of each, close thru 6"

SIZE	STOCK NO	EACH
1/2"	12BN3P	428.58
3/4"	34BN3P	522.75
1"	1BN3P	686.98
1 1/4"	114BN3P	863.27
1 1/2"	112BN3P	1050.79
2"	2BN3P	1303.15

## "One-Pack"

One piece of each, close thru 6"

SIZE	STOCK NO	EACH
1/2"	12BN1P	153.45
3/4"	34BN1P	186.53
1"	1BN1P	250.88
1 1/4"	114BN1P	330.39
1 1/2"	112BN1P	402.67
2"	2BN1P	498.75

# Extra Heavy Black Steel Nipples <sup>(48)</sup>

wardmanufacturing.com



## 1/8"

LENGTH	STOCK NO	EACH
Close	18XCBXHN	6.24
1 1/2"	18X112BXHN	7.16
2"	18X2BXHN	7.16
2 1/2"	18X212BXHN	8.24
3"	18X3BXHN	8.24
4"	18X4BXHN	10.74
4 1/2"	18X412BXHN	19.49
6"	18X6BXHN	21.19

## 1/4"

LENGTH	STOCK NO	EACH
Close	14XCBXHN	12.60
1 1/2"	14X112BXHN	14.78
2"	14X2BXHN	14.78
2 1/2"	14X212BXHN	19.26
3"	14X3BXHN	19.26
3 1/2"	14X312BXHN	20.92
4"	14X4BXHN	20.92
4 1/2"	14X412BXHN	33.12
5"	14X5BXHN	33.12
5 1/2"	14X512BXHN	37.58
6"	14X6BXHN	37.58

## 3/8"

LENGTH	STOCK NO	EACH
Close	38XCBXHN	12.97
1 1/2"	38X112BXHN	16.48
2"	38X2BXHN	16.48
2 1/2"	38X212BXHN	19.41
3"	38X3BXHN	19.41
3 1/2"	38X312BXHN	23.09
4"	38X4BXHN	23.09
4 1/2"	38X412BXHN	33.12
5"	38X5BXHN	33.12
5 1/2"	38X512BXHN	37.72
6"	38X6BXHN	37.72

## 1/2"

LENGTH	STOCK NO	EACH
Close	12XCBXHN	11.95
1 1/2"	12X112BXHN	11.95
2"	12X2BXHN	11.95
2 1/2"	12X212BXHN	14.44
3"	12X3BXHN	14.44
3 1/2"	12X312BXHN	17.27
4"	12X4BXHN	17.27
4 1/2"	12X412BXHN	19.66
5"	12X5BXHN	19.66
5 1/2"	12X512BXHN	22.31
6"	12X6BXHN	22.31

## 3/4"

LENGTH	STOCK NO	EACH
Close	34XCBXHN	13.78
1 1/2"	34X112BXHN	13.78
2"	34X2BXHN	13.78
2 1/2"	34X212BXHN	16.62
3"	34X3BXHN	16.62
3 1/2"	34X312BXHN	19.66
4"	34X4BXHN	19.66
4 1/2"	34X412BXHN	24.43
5"	34X5BXHN	24.43
5 1/2"	34X512BXHN	28.94
6"	34X6BXHN	28.94

## 1"

LENGTH	STOCK NO	EACH
Close	1XCBXHN	20.26
2"	1X2BXHN	22.79
2 1/2"	1X212BXHN	23.60
3"	1X3BXHN	23.60
3 1/2"	1X312BXHN	28.12
4"	1X4BXHN	28.12
4 1/2"	1X412BXHN	33.63
5"	1X5BXHN	33.63
5 1/2"	1X512BXHN	39.72
6"	1X6BXHN	39.72
8"	1X8BXHN	67.02

## 1 1/4"

LENGTH	STOCK NO	EACH
Close	114XCBXHN	24.93
2"	114X2BXHN	26.75
2 1/2"	114X212BXHN	29.43
3"	114X3BXHN	29.43
3 1/2"	114X312BXHN	36.74
4"	114X4BXHN	36.74
4 1/2"	114X412BXHN	45.20
5"	114X5BXHN	45.20
5 1/2"	114X512BXHN	50.89
6"	114X6BXHN	50.89

## 1 1/2"

LENGTH	STOCK NO	EACH
Close	112XCBXHN	31.29
2"	112X2BXHN	33.75
2 1/2"	112X212BXHN	36.42
3"	112X3BXHN	36.42
3 1/2"	112X312BXHN	43.92
4"	112X4BXHN	43.92
4 1/2"	112X412BXHN	51.03
5"	112X5BXHN	51.03
5 1/2"	112X512BXHN	58.53
6"	112X6BXHN	58.53

## 2"

LENGTH	STOCK NO	EACH
Close	2XCBXHN	42.75
2 1/2"	2X212BXHN	48.21
3"	2X3BXHN	48.21
3 1/2"	2X312BXHN	55.31
4"	2X4BXHN	55.31
4 1/2"	2X412BXHN	68.47
5"	2X5BXHN	68.47
5 1/2"	2X512BXHN	79.00
6"	2X6BXHN	79.00

## 2 1/2"

LENGTH	STOCK NO	EACH
Close	212XCBXHN	130.82
3"	212X3BXHN	136.34
3 1/2"	212X312BXHN	158.96
4"	212X4BXHN	158.96
4 1/2"	212X412BXHN	180.36
5"	212X5BXHN	180.36
5 1/2"	212X512BXHN	196.66
6"	212X6BXHN	196.66

## 3"

LENGTH	STOCK NO	EACH
Close	3XCBXHN	159.79
3"	3X3BXHN	177.74
3 1/2"	3X312BXHN	207.32
4"	3X4BXHN	207.32
4 1/2"	3X412BXHN	227.46
5"	3X5BXHN	227.46
5 1/2"	3X512BXHN	248.38
6"	3X6BXHN	248.38

## "Six-Pack"

Six pieces of each, close thru 6"

SIZE	STOCK NO	EACH
1/2"	12BXHN6P	1425.42
3/4"	34BXHN6P	1615.63
1"	1BXHN6P	2292.88
1 1/4"	114BXHN6P	3053.41
1 1/2"	112BXHN6P	3608.05
2"	2BXHN6P	4425.38

## "Three-Pack"

Three pieces of each, close thru 6"

SIZE	STOCK NO	EACH
1/2"	12BXHN3P	714.74
3/4"	34BXHN3P	861.29
1"	1BXHN3P	1145.58
1 1/4"	114BXHN3P	1469.61
1 1/2"	112BXHN3P	1737.69
2"	2BXHN3P	2132.92

# Extra Heavy Black Steel A106 Seamless Nipples <sup>(48)</sup>

wardmanufacturing.com



## 1/8"

LENGTH	STOCK NO	EACH
Close	18XCBXHSN	16.21
2"	18X2BXHSN	18.50
3"	18X3BXHSN	15.48
4"	18X4BXHSN	18.76
5"	18X5BXHSN	40.29
6"	18X6BXHSN	32.16

## 1/4"

LENGTH	STOCK NO	EACH
Close	14XCBXHSN	19.08
1 1/2"	14X112BXHSN	19.52
2"	14X2BXHSN	21.57
2 1/2"	14X212BXHSN	23.50
3"	14X3BXHSN	26.13
3 1/2"	14X312BXHSN	29.03
4"	14X4BXHSN	32.16
4 1/2"	14X412BXHSN	34.97
5"	14X5BXHSN	49.59
5 1/2"	14X512BXHSN	52.34
6"	14X6BXHSN	55.87

## 3/8"

LENGTH	STOCK NO	EACH
Close	38XCBXHSN	20.61
1 1/2"	38X112BXHSN	21.50
2"	38X2BXHSN	23.50
2 1/2"	38X212BXHSN	26.41
3"	38X3BXHSN	29.69
3 1/2"	38X312BXHSN	32.65
4"	38X4BXHSN	35.54
4 1/2"	38X412BXHSN	39.07
5"	38X5BXHSN	52.08
5 1/2"	38X512BXHSN	55.64
6"	38X6BXHSN	59.26

## 1/2"

LENGTH	STOCK NO	EACH
Close	12XCBXHSN	10.51
1 1/2"	12X112BXHSN	11.18
2"	12X2BXHSN	12.29
2 1/2"	12X212BXHSN	13.58
3"	12X3BXHSN	14.96
3 1/2"	12X312BXHSN	16.95
4"	12X4BXHSN	18.67
4 1/2"	12X412BXHSN	20.51
5"	12X5BXHSN	23.65
5 1/2"	12X512BXHSN	25.73
6"	12X6BXHSN	27.84

## 3/4"

LENGTH	STOCK NO	EACH
Close	34XCBXHSN	11.86
1 1/2"	34X112BXHSN	12.67
2"	34X2BXHSN	13.28
2 1/2"	34X212BXHSN	15.02
3"	34X3BXHSN	16.71
3 1/2"	34X312BXHSN	19.04
4"	34X4BXHSN	20.90
4 1/2"	34X412BXHSN	22.82
5"	34X5BXHSN	26.06
5 1/2"	34X512BXHSN	27.98
6"	34X6BXHSN	30.07

## 1"

LENGTH	STOCK NO	EACH
Close	1XCBXHSN	16.76
2"	1X2BXHSN	17.79
2 1/2"	1X212BXHSN	19.05
3"	1X3BXHSN	22.27
3 1/2"	1X312BXHSN	24.69
4"	1X4BXHSN	27.58
4 1/2"	1X412BXHSN	30.02
5"	1X5BXHSN	34.74
5 1/2"	1X512BXHSN	37.18
6"	1X6BXHSN	39.67

## 1 1/4"

LENGTH	STOCK NO	EACH
Close	114XCBXHSN	21.06
2"	114X2BXHSN	21.87
2 1/2"	114X212BXHSN	24.09
3"	114X3BXHSN	27.99
3 1/2"	114X312BXHSN	30.58
4"	114X4BXHSN	34.21
4 1/2"	114X412BXHSN	37.21
5"	114X5BXHSN	43.15
5 1/2"	114X512BXHSN	46.41
6"	114X6BXHSN	49.59

## 1 1/2"

LENGTH	STOCK NO	EACH
Close	112XCBXHSN	25.35
2"	112X2BXHSN	26.79
2 1/2"	112X212BXHSN	29.12
3"	112X3BXHSN	33.53
3 1/2"	112X312BXHSN	36.58
4"	112X4BXHSN	40.95
4 1/2"	112X412BXHSN	44.79
5"	112X5BXHSN	51.76
5 1/2"	112X512BXHSN	55.05
6"	112X6BXHSN	58.21

## 2"

LENGTH	STOCK NO	EACH
Close	2XCBXHSN	30.07
2 1/2"	2X212BXHSN	33.75
3"	2X3BXHSN	39.25
3 1/2"	2X312BXHSN	42.23
4"	2X4BXHSN	47.14
4 1/2"	2X412BXHSN	50.84
5"	2X5BXHSN	59.56
5 1/2"	2X512BXHSN	64.28
6"	2X6BXHSN	68.00
8"	2X8BXHSN	107.35

## 2 1/2"

LENGTH	STOCK NO	EACH
Close	212XCBXHSN	99.93
3"	212X3BXHSN	104.66
3 1/2"	212X312BXHSN	112.69
4"	212X4BXHSN	116.86
4 1/2"	212X412BXHSN	123.19
5"	212X5BXHSN	131.54
6"	212X6BXHSN	144.05

## 3"

LENGTH	STOCK NO	EACH
Close	3XCBXHSN	126.04
3"	3X3BXHSN	133.27
3 1/2"	3X312BXHSN	142.39
4"	3X4BXHSN	150.72
4 1/2"	3X412BXHSN	159.07
5"	3X5BXHSN	170.18
5 1/2"	3X512BXHSN	178.78
6"	3X6BXHSN	187.04

# Wardflex Tubing & Fittings <sup>(18e)</sup>

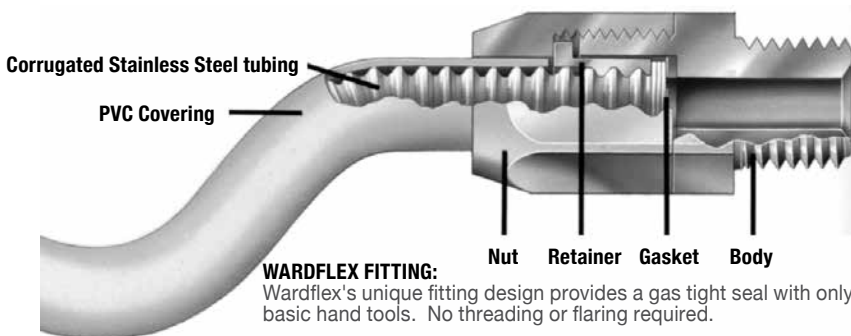
## Alternative to Steel Pipe

wardflex.com

### PLEASE NOTE:

Ward Manufacturing requires that installation of this product be performed only by installers who have been properly trained by Ward Manufacturing and who have been issued a Certificate of Training from Ward Mfg. Accordingly, Goodin Company offers this product for sale only to customers who have been certified to us by Ward Mfg as qualified to install this product.

Continuous flexible annular stainless steel gas piping system. Eliminates the majority of connections for faster installation and less chance of leakage.



### 50' Coils Yellow Tubing

Sold per each coil.

SIZE	STOCK NO	COIL
1/2"	WF12X50TU	254.30
3/4"	WF34X50TU	331.90
1"	WF1X50TU	473.28
1 1/4"	WF114X50TU	592.24
1 1/2"	WF112X50TU	1045.38

### 100' Coils Yellow Tubing

Sold per each coil.

SIZE	STOCK NO	COIL
3/8"	WF38X100TU	455.19
1/2"	WF12X100TU	508.61
3/4"	WF34X100TU	663.83
1"	WF1X100TU	946.56
1 1/4"	WF114X100TU	1184.51
1 1/2"	WF112X100TU	2079.36

### 150' Coils Yellow Tubing

Sold per each coil.

SIZE	STOCK NO	COIL
1 1/2"	WF112X150TU	3119.06

### 180' Coils Yellow Tubing

Sold per each coil.

SIZE	STOCK NO	COIL
3/4"	WF34X180TU	1194.85
1"	WF1X180TU	1703.84

### 250' Coils Yellow Tubing

Sold per each coil.

SIZE	STOCK NO	COIL
1/2"	WF12X250TU	1270.71

## Wardflex II Stainless Steel Tubing



### 50' Coils Black Tubing

Sold per each coil.

SIZE	STOCK NO	COIL
1/2"	WFII12X50TU	306.19
3/4"	WFII34X50TU	398.46
1"	WFII1X50TU	569.25
1 1/4"	WFII114X50TU	711.84

### 100' Coils Black Tubing

Sold per each coil.

SIZE	STOCK NO	COIL
1/2"	WFII12X100TU	557.10
3/4"	WFII34X100TU	725.11
1"	WFII1X100TU	1034.61
1 1/4"	WFII114X100TU	1294.36

### 250' Coils Black Tubing

Sold per each coil.

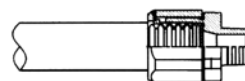
SIZE	STOCK NO	COIL
1/2"	WFII12X250TU	1392.74
3/4"	WFII34X250TU	1812.76

# WARDFLEX™



### Mechanical Coupling (WFC)

SIZE	STOCK NO	EACH
3/8"	WF38C	34.22
1/2"	WF12C	38.95
3/4"	WF34C	53.60
1"	WF1C	86.48
1 1/4"	WF114C	184.29
1 1/2"	WF112C	385.66
2"	WF2C	658.93



### Joint fitting (WFMJ)

SIZE	STOCK NO	EACH
3/8"	WF38MJ	19.63
1/2"	WF12MJ	21.15
3/4"	WF34MJ	28.85
1"	WF1MJ	47.88
1 1/4"	WF114MJ	98.94
1 1/2"	WF112MJ	203.52
2"	WF2MJ	346.83



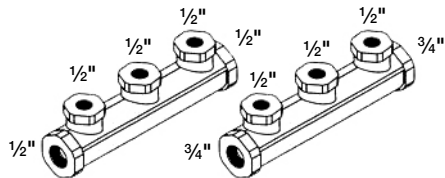
### Termination Fittings

SIZE	STOCK NO	EACH
<b>Outdoor (WF_OTF)</b>		
3/8"	WF38OTF	33.61
1/2"	WF12OTF	35.91
3/4"	WF34OTF	42.36
1"	WF1OTF	58.68
<b>Indoor (WF_ITF)</b>		
1/2"	WF12ITF	30.20
3/4"	WF34ITF	31.73

### O-Ring for Outdoor Termination Kit (WFOR)

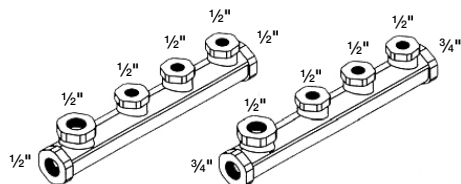


SIZE	STOCK NO	EACH
3/8"	WF38ORI	3.52
1/2"	WF12ORI	3.52
3/4"	WF34ORI	4.38



### 3 Port Manifolds

LINE SIZE	STOCK NO	EACH
1/2"	WFDX3M	39.56
3/4"	WFEX3DM	42.66




### 4 Port Manifolds

LINE SIZE	STOCK NO	EACH
1/2"	WFDX4M	48.39
3/4"	WFEX4DM	48.39



### Full Striker Plate

STOCK NO	EACH
WFFSP	6.54



### Large Striker Plate

STOCK NO	EACH
WFLSP	28.87




### Half Striker Plate

STOCK NO	EACH
WFHSP	3.14



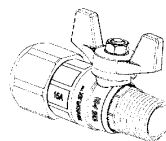
### Quarter Striker Plate

STOCK NO	EACH
WFQSP	1.60



### Flush Mount Gas Valve Kit

STOCK NO	EACH
WF1WFFMKIT	84.45



### Valve Assembly

SIZE	STOCK NO	EACH
3/4"	WF34V	59.07
1/2"	WF12V	46.71

### Male Mechanical Joint Tee

SIZE	STOCK NO	EACH
1/2" x 1/2" x 1/2"	WF12MJT	65.44
3/4" x 3/4" x 3/4"	WF34MJT	81.13
3/4" x 3/4" x 1/2"	WF34X12MJT	81.29

### Female Mechanical Joint Fitting

SIZE	STOCK NO	EACH
1/2" x 1/2"	WF12MJF	22.37
3/4" x 3/4"	WF34MJF	30.46
1" x 1"	WF1MJF	44.59

### #800 Bonding Clamp

SIZE	STOCK NO	EACH
3/8" - 1"	WF38X1BC	11.14

### Appliance Stub Out

SIZE	STOCK NO	EACH
1/2"	WF12ASO	23.72



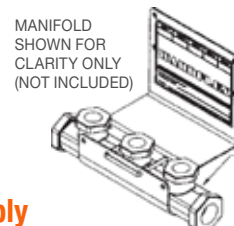
### Stripwound Metal Conduit

SIZE	STOCK NO	EACH
1/2" x 12"	WF12X12HO	3.89
3/4" x 12"	WF34X12HO	6.16
1" x 12"	WF1X12HO	7.35



### Tube Cutter

SIZE	STOCK NO	EACH
<b>Black &amp; Yellow #658</b>		
3/8" - 1 1/4"	WF10AX32A	153.09
<b>Replacement Wheel #659</b>		
3/8" - 1 1/4"	WFW10AX32A	49.24



MANIFOLD SHOWN FOR CLARITY ONLY (NOT INCLUDED)

### Manifold Bracket Assembly

STOCK NO	EACH
WF1WFMBRKA	16.41



### Mechanical Joint Gasket

SIZE	STOCK NO	EACH
1"	WF1MJG	3.52





## Residential Gas Connector with Valve

3/8" MIP X 1/2" FIP (Ball)

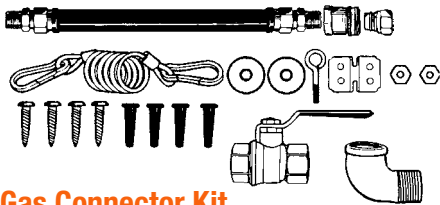
LGTH	STOCK NO	EACH
12"	DOGACO	37.44



## BP Series Commercial Gas Connector

Stainless steel corrugated hose, encased in stainless steel braid, covered with a thick Supr-Flex™ (plastic) coating.

SIZE	STOCK NO	EACH
1/2 x 36"	DO1650BP36	211.14
1/2 x 48"	DO1650BP48	238.34
3/4 x 36"	DO1675BP36	286.34
3/4 x 48"	DO1675BP48	329.55
1 x 36"	DO16100BP36	321.50
1 x 48"	DO16100BP48	377.57



## Gas Connector Kit

- Contains:
- BPQ Series Stainless Steel Gas Connector with Push-to-Connect Quick Disconnect Coupling
  - Coiled restraining device with installation hardware and instructions
  - Full port gas ball valve
  - 90° Street elbow

HOSE SIZE	STOCK NO	EACH
1/2 x 36"	DO1650K36	364.76
1/2 x 48"	DO1650K48	382.35
3/4 x 36"	DO1675K36	484.72
3/4 x 48"	DO1675K48	521.48
1 x 36"	DO16100K36	599.87
1 x 48"	DO16100K48	655.87



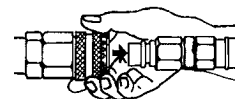
## Uncoated Stainless Steel Corrugated Gas Appliance Connectors

Rated for Indoor & Outdoor use

1/2" I.D. (5/8" O.D.) w/Fittings

LGTH	STOCK NO	EACH
1/2" FIP x 1/2" MIP		
(•) 24"	DO30313224	29.39
(•) 36"	DO30313236	33.55
48"	DO30313248	42.78
3/4" FIP x 3/4" MIP		
(•) 18"	DO30414218	25.68
(•) 24"	DO30414224	29.39
(•) 36"	DO30414236	33.55
48"	DO30414248	42.78

(•)-Approved for use with Radiant Tube Heating Appliances when installed according to manufacturers instructions.



## Type A Push-to-Connect Coupling

- "Push to connect" with one hand, gas flow begins as soon as components are joined
- Push or pull operating ring, coupling separates and gas flow shuts off
- Thermal shut off at temperatures above 350°

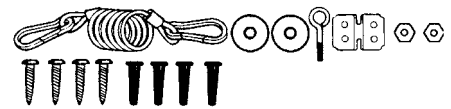
SIZE	STOCK NO	EACH
1/2"	DOA50	140.28
3/4"	DOA75	170.59
1"	DOA100	231.09



## Supr-Swivel™ Coupling

- Relieves multiple plane stresses.
- 230° rotational and 360° spherical movement
- Enhances flow over simple 90° fitting
- Increases usable aisle work space by decreasing space behind equipment

SIZE	STOCK NO	EACH
3/4"	DOS75	216.36



## Coiled Restraining Device

Includes commercial mounting hardware

LGTH	STOCK NO	EACH
36"	DORDC36	52.87
48"	DORDC48	49.83

**Reserved**



## Straight 90° Elbow

No 101

SIZE	STOCK NO	EACH
1/4"	14CIL	23.13
1/2"	12CIL	14.67
3/4"	34CIL	15.28
1"	1CIL	18.12
1 1/4"	114CIL	25.71
1 1/2"	112CIL	35.54
2"	2CIL	55.56
2 1/2"	212CIL	133.13
3"	3CIL	218.02
4"	4CIL	404.20
5"	5CIL	906.92
6"	6CIL	1199.05

## 90° Elbow Reducing

No 102

SIZE	STOCK NO	EACH
3/4 x 1/2"	34X12CIL	30.87
1 x 3/4"	1X34CIL	25.78
1 1/4 x 1"	114X1CIL	32.44
1 1/4 x 3/4"	114X34CIL	37.00
1 1/4 x 1/2"	114X12CIL	36.38
1 1/2 x 1 1/4"	112X114CIL	65.52
1 1/2 x 1"	112X1CIL	59.91
1 1/2 x 3/4"	112X34CIL	59.91
2 x 1 1/2"	2X112CIL	87.68
2 x 1 1/4"	2X114CIL	93.75
2 x 1"	2X1CIL	87.68
2 x 3/4"	2X34CIL	87.68
2 1/2 x 2"	212X2CIL	177.08
2 1/2 x 1 1/4"	212X114CIL	204.48
2 1/2 x 1"	212X1CIL	204.48
3 x 2 1/2"	3X212CIL	334.28
3 x 2"	3X2CIL	307.97
3 x 1 1/2"	3X112CIL	334.28
4 x 3"	4X3CIL	570.36
4 x 2"	4X2CIL	570.36
6 x 4"	6X4CIL	1780.20



## 45° Elbow

No 120

SIZE	STOCK NO	EACH
1/2"	12CI45L	22.47
3/4"	34CI45L	22.60
1"	1CI45L	26.52
1 1/4"	114CI45L	35.63
1 1/2"	112CI45L	59.04
2"	2CI45L	68.10
2 1/2"	212CI45L	177.11
3"	3CI45L	280.52



## Straight Tee

No 131

SIZE	STOCK NO	EACH
1/4"	14CIT	37.11
3/8"	38CIT	35.22
1/2"	12CIT	22.88
3/4"	34CIT	26.68
1"	1CIT	23.75
1 1/4"	114CIT	43.34
1 1/2"	112CIT	56.33
2"	2CIT	78.41
2 1/2"	212CIT	203.73
3"	3CIT	312.66
4"	4CIT	609.86
5"	5CIT	1708.25
6"	6CIT	1939.46

## Reducing Tee

No 132

SIZE	STOCK NO	EACH
1/2 x 3/4"	12X34CIT	43.05
3/4 x 1"	34X1CIT	43.54
3/4 x 3/4 x 1/2"	34X12CIT	37.07
3/4 x 1/2 x 3/4"	34X12X34CIT	43.05
3/4 x 1/2 x 1/2"	34X12X12CIT	43.05
1 x 1 1/2"	1X112CIT	83.94
1 x 1 1/4"	1X114CIT	51.32
1 x 3/4"	1X34CIT	32.13
1 x 1 1/2"	1X12CIT	26.75
1 x 3/4 x 1"	1X34X1CIT	35.84
1 x 3/4 x 3/4"	1X34X34CIT	44.73
1 x 1/2 x 1"	1X12X1CIT	35.26
1 x 1/2 x 3/4"	1X12X34CIT	48.71
1 x 1/2 x 1/2"	1X12X12CIT	53.46
1 1/4 x 1 1/2"	114X112CIT	79.40
1 1/4 x 1"	114X1CIT	42.82
1 1/4 x 3/4"	114X34CIT	46.45
1 1/4 x 1/2"	114X12CIT	42.75
1 1/4 x 1 x 1 1/4"	114X1X114CIT	47.28
1 1/4 x 1 x 1"	114X1X1CIT	42.82
1 1/4 x 1 x 3/4"	114X1X34CIT	49.04
1 1/4 x 1 x 1/2"	114X1X12CIT	43.37
1 1/4 x 1/2 x 1 1/4"	114X12X114CIT	66.19
1 1/2 x 2"	112X2CIT	86.84
1 1/2 x 1 1/4"	112X114CIT	79.40
1 1/2 x 1"	112X1CIT	55.83
1 1/2 x 3/4"	112X34CIT	60.30
1 1/2 x 1/2"	112X12CIT	55.83
1 1/2 x 1 1/4 x 1 1/2"	112X114X112CIT	79.40
1 1/2 x 1 1/4 x 1 1/4"	112X114X114CIT	79.40
1 1/2 x 1 1/4 x 1"	112X114X1CIT	55.83
1 1/2 x 1 1/4 x 1/2"	112X114X12CIT	60.30
1 1/2 x 1 x 1 1/2"	112X1X112CIT	66.21
1 1/2 x 1 x 1 1/4"	112X1X114CIT	91.85
1 1/2 x 1 x 1"	112X1X1CIT	79.40
1 1/2 x 3/4 x 1 1/2"	112X34X112CIT	86.47
1 1/2 x 1/2 x 1 1/2"	112X12X112CIT	88.52
1 1/2 x 1/2 x 1 1/4"	112X12X114CIT	100.58

## Reducing Tee - Continued

SIZE	STOCK NO	EACH
2 x 1 1/2"	2X112CIT	93.92
2 x 1 1/4"	2X114CIT	88.87
2 x 1"	2X1CIT	79.13
2 x 3/4"	2X34CIT	79.13
2 x 1/2"	2X12CIT	79.13
2 x 1 1/2 x 2"	2X112X2CIT	107.91
2 x 1 1/2 x 1 1/2"	2X112X112CIT	121.53
2 x 1 1/2 x 1 1/4"	2X112X114CIT	123.91
2 x 1 1/2 x 1"	2X112X1CIT	79.13
2 x 1 1/2 x 3/4"	2X112X34CIT	90.57
2 x 1 1/2 x 1/2"	2X112X12CIT	90.57
2 x 1 1/4 x 2"	2X114X2CIT	107.91
2 x 1 1/4 x 1 1/4"	2X114X114CIT	124.03
2 x 1 1/4 x 1"	2X114X1CIT	139.38
2 x 1 x 2"	2X1X2CIT	125.02
2 x 1 x 1"	2X1X1CIT	139.38
2 x 3/4 x 2"	2X34X2CIT	113.33
2 x 1/2 x 2"	2X12X2CIT	124.03
2 1/2 x 2"	212X2CIT	231.02
2 1/2 x 1"	212X1CIT	226.51
2 1/2 x 3/4"	212X34CIT	231.02
2 1/2 x 1 1/2"	212X112CIT	256.80
2 1/2 x 2 x 2 1/2"	212X2X212CIT	232.04
2 1/2 x 2 x 2"	212X2X2CIT	236.49
2 1/2 x 2 x 1 1/2"	212X2X112CIT	256.80
2 1/2 x 2 x 1 1/4"	212X2X114CIT	267.88
2 1/2 x 2 x 1"	212X2X1CIT	231.02
2 1/2 x 2 x 3/4"	212X2X34CIT	226.51
2 1/2 x 1 1/2 x 1 1/2"	212X112X112CIT	267.88
2 1/2 x 1 1/4 x 2 1/2"	212X114X212CIT	267.88
2 1/2 x 3/4 x 2 1/2"	212X34X212CIT	236.34
2 1/2 x 1 1/2 x 2 1/2"	212X112X212CIT	241.86
3 x 2 1/2"	3X212CIT	402.57
3 x 2"	3X2CIT	346.25
3 x 1 1/2"	3X112CIT	402.57
3 x 1 1/4"	3X114CIT	370.96
3 x 1"	3X1CIT	339.10
4 x 2 1/2"	4X212CIT	740.71
4 x 2"	4X2CIT	708.95
4 x 1 1/2"	4X112CIT	803.79



## Cross Tee

No 161

SIZE	STOCK NO	EACH
3/4"	.34CIX	63.02
1"	.1CIX	73.41
1 1/4"	.114CIX	103.54
2"	.2CIX	198.82



## Concentric Reducer

No 178

SIZE	STOCK NO	EACH
3/4 x 1/2"	.34X12CIR	40.11
1 x 3/4"	.1X34CIR	27.82
1 x 1/2"	.1X12CIR	20.98
1 1/4 x 1"	.114X1CIR	72.10
1 1/2 x 1 1/4"	.112X114CIR	102.00
2 x 1 1/2"	.2X112CIR	133.39
2 x 1 1/4"	.2X114CIR	139.38
2 x 1"	.2X1CIR	118.78
2 1/2 x 2"	.212X2CIR	189.60
3 x 2 1/2"	.3X212CIR	307.98
3 x 2"	.3X2CIR	232.37
4 x 3"	.4X3CIR	631.22
4 x 2"	.4X2CIR	631.22



## Eccentric Reducer

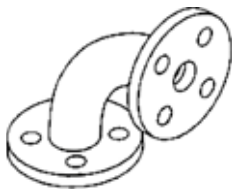
No 179

SIZE	STOCK NO	EACH
3/4 x 1/2"	.34X12CIER	84.38
1 x 3/4"	.1X34CIER	91.13
1 x 1/2"	.1X12CIER	88.57
1 1/4 x 1"	.114X1CIER	135.76
1 1/4 x 3/4"	.114X34CIER	142.48
1 1/4 x 1/2"	.114X12CIER	145.60
1 1/2 x 1 1/4"	.112X114CIER	184.03
1 1/2 x 1"	.112X1CIER	207.87
1 1/2 x 3/4"	.112X34CIER	207.87
2 x 1 1/2"	.2X112CIER	244.05
2 x 1 1/4"	.2X114CIER	258.36
2 x 1"	.2X1CIER	271.34
2 x 3/4"	.2X34CIER	277.33
2-1/2 x 2"	.212X2CIER	372.65
2 1/2 x 1 1/2"	.212X112CIER	381.52
2 1/2 x 1 1/4"	.212X114CIER	399.71
2 1/2 x 1"	.212X1CIER	399.71
3 x 2 1/2"	.3X212CIER	581.66
3 x 2"	.3X2CIER	462.02
3 x 1 1/2"	.3X112CIER	537.77
4 x 2"	.4X2CIER	1087.05
4 x 3"	.4X3CIER	1171.27

# Cast Iron Flanged Fittings <sup>(03)</sup>

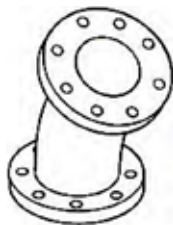
wardfittings.com

## 90° Elbow



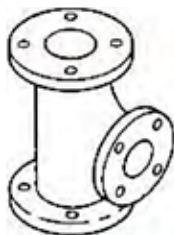
SIZE	STOCK NO	EACH
2 1/2"	212C1FL	834.95
3"	3C1FL	696.90
4"	4C1FL	861.85
5"	5C1FL	2041.18
6"	6C1FL	1349.40
8"	8C1FL	2330.06

## 45° Elbow



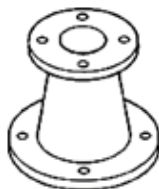
SIZE	STOCK NO	EACH
3"	3C1F45L	1160.05
4"	4C1F45L	1305.71

## Tee



SIZE	STOCK NO	EACH
3"	3C1FT	862.68
4"	4C1FT	1312.27
6"	6C1FT	1904.34
8"	8C1FT	3253.49
4x2"	4X2C1FT	2701.07
4x3"	4X3C1FT	2701.07
6x4"	6X4C1FT	2600.28
6x3"	6X3C1FT	3782.73
6x4x6"	6X4X6C1FT	2995.93
8x6"	8X6C1FT	4062.06
8x4"	8X4C1FT	4881.18

## Reducer



SIZE	STOCK NO	EACH
3x 2 1/2"	3X212C1FR	1546.57
4x3"	4X3C1FR	1737.69
5x4"	5X4C1FR	2686.93
6x4"	6X4C1FR	2327.13
6x5"	6X5C1FR	2556.29
8x4"	8X4C1FR	3373.85
8x6"	8X6C1FR	2928.79

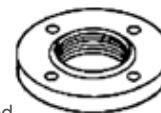
## Unions



SIZE	STOCK NO	EACH
4"	4C1FU	711.33
6"	6C1FU	1556.32

## Companion Flanges

For 125Lbs. Pressure  
Straight Black-faced and Drilled



SIZE	STOCK NO	EACH
1 x 4 1/4"	1C1SCF	112.59
1 1/4 x 4 5/8"	114C1SCF	134.76
1 1/2 x 5"	112C1SCF	124.53
2 x 6"	2C1SCF	124.26
2 1/2 x 7"	212C1SCF	145.39
3 x 7 1/2"	3C1SCF	187.27
4 x 9"	4C1SCF	252.37
5 x 10"	5C1SCF	356.52
6 x 11"	6C1SCF	403.37
8 x 13 1/2"	8C1SCF	636.72

## Galvanized Screwed Flanges

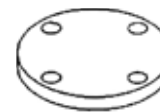
SIZE	STOCK NO	EACH
2 x 6"	2GCSCF	263.31
2 1/2 x 7"	212GCSCF	308.03
3 x 7 1/2"	3GCSCF	374.33
4 x 9"	4GCSCF	509.82
6 x 11"	6GCSCF	855.53

## Reducing Companion Flanges

Black-faced and Drilled

SIZE	STOCK NO	EACH
2 x 7"	2X7C1SCF	243.41
2 x 7 1/2"	2X712C1SCF	324.54
2 x 9"	2X9C1SCF	441.10
2 x 11"	2X11C1SCF	806.71
2 1/2 x 7 1/2"	212X712C1SCF	348.26
2 1/2 x 9"	212X9C1SCF	473.31
3 x 9"	3X9C1SCF	441.10
3 x 11"	3X11C1SCF	806.71
4 x 10"	4X10C1SCF	682.58
4 x 11"	4X11C1SCF	665.27
4 x 13 1/2"	4X1312C1SCF	1138.71

## Blind Flange



SIZE	STOCK NO	EACH
2 1/2 x 7"	212C1BLF	249.65
3 x 7 1/2"	3C1BLF	299.23
6 x 11"	6C1BLF	677.43



# Cast Iron Drainage Fittings <sup>(02)</sup>

wardfittings.com



## 90° Elbow No 301

SIZE	STOCK NO	EACH
1 1/2"	112BDL	88.17
2"	2BDL	132.77



## 90° Long Turn Elbow No 306

SIZE	STOCK NO	EACH
1 1/2"	112BDLTL	123.36
2"	2BDLTL	183.68



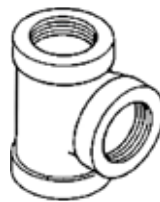
## 60° Elbow No 319

SIZE	STOCK NO	EACH
1 1/2"	112BD60L	159.57



## 45° Elbow No 320

SIZE	STOCK NO	EACH
1 1/2"	112BD45L	86.17
2"	2BD45L	124.41



## Short T-Y Straight No 342

SIZE	STOCK NO	EACH
1 1/2"	112BDST	142.26
2"	2BDST	234.48
3"	3BDST	908.33

## No 343 Reducing

2 x 2 x 1 1/2"	2X112BDST	241.10
----------------	-----------	--------



## Long T-Y Straight No 344

SIZE	STOCK NO	EACH
1 1/2"	112BDLTY	237.72
2"	2BDLTY	370.70



## 45° Wye Straight No 350

SIZE	STOCK NO	EACH
1 1/2"	112BDY	174.22
2"	2BDY	317.68



## “P” Traps Less Cleanou No 369

SIZE	STOCK NO	EACH
1 1/2"	112BDPT	258.87
2"	2BDPT	426.30

# Forged Steel Screwed Fittings (05)

## 90° Elbow



SIZE	STOCK NO	EACH
<b>2000 LB</b>		
1/4"	14FSL	9.95
3/8"	38FSL	11.51
1/2"	12FSL	10.09
3/4"	34FSL	10.99
1"	1FSL	14.16
1 1/4"	114FSL	28.32
1 1/2"	112FSL	34.56
2"	2FSL	47.39
2 1/2"	212FSL	124.73
3"	3FSL	192.60
<b>3000 LB</b>		
1/4"	14FS3ML	14.24
3/8"	38FS3ML	14.24
1/2"	12FS3ML	10.91
3/4"	34FS3ML	13.69
1"	1FS3ML	20.35
1 1/4"	114FS3ML	38.66
1 1/2"	112FS3ML	49.88
2"	2FS3ML	60.58
2-1/2"	212FS3ML	179.32
3"	3FS3ML	258.33

## 90° Street Elbow



SIZE	STOCK NO	EACH
<b>3000 LB</b>		
1/4"	14FS3MSL	21.31
3/8"	38FS3MSL	20.54
1/2"	12FS3MSL	20.54
3/4"	34FS3MSL	25.96
1"	1FS3MSL	34.64
2"	2FS3MSL	109.37

## 45° Elbow



SIZE	STOCK NO	EACH
<b>2000 LB</b>		
1/4"	14FS45L	14.87
3/8"	38FS45L	15.42
1/2"	12FS45L	14.65
3/4"	34FS45L	16.42
1"	1FS45L	19.21
1 1/4"	114FS45L	30.39
1 1/2"	112FS45L	38.25
2"	2FS45L	59.64
3"	3FS45L	291.61
<b>3000 LB</b>		
3/8"	38FS3M45L	18.08
1/2"	12FS3M45L	17.82
3/4"	34FS3M45L	20.59
1"	1FS3M45L	28.04
1 1/2"	112FS3M45L	55.64
2"	2FS3M45L	76.77

## Tee



SIZE	STOCK NO	EACH
<b>2000 LB</b>		
1/4"	14FST	12.72
3/8"	38FST	14.20
1/2"	12FST	12.22
3/4"	34FST	16.55
1"	1FST	22.99
1 1/4"	114FST	40.67
1 1/2"	112FST	49.22
2"	2FST	61.54
2 1/2"	212FST	156.02
3"	3FST	268.92
<b>3000 LB</b>		
1/4"	14FS3MT	17.29
3/8"	38FS3MT	17.29
1/2"	12FS3MT	15.57
3/4"	34FS3MT	21.03
1"	1FS3MT	27.70
1 1/4"	114FS3MT	53.75
1 1/2"	112FS3MT	62.72
2"	2FS3MT	81.11
3"	3FS3MT	409.87

## Cross Tee



SIZE	STOCK NO	EACH
<b>2000 LB</b>		
3/8"	38FSX	38.76
1"	1FSX	50.05
1 1/4"	114FSX	91.44
2"	2FSX	153.58
<b>3000 LB</b>		
1/2"	12FS3MX	44.01
3/4"	34FS3MX	58.07
1"	1FS3MX	81.72

## Reducer

SIZE	STOCK NO	EACH
<b>3000 LB</b>		
1 1/2 x 1 1/4"	112X114FS3MR	29.33
1 1/2 x 1"	112X11FS3MR	29.33
1 1/4 x 1"	114X11FS3MR	27.01
1 1/4 x 3/4"	114X34FS3MR	27.01
1 x 1/2"	1X12FS3MR	15.42
1 x 3/4"	1X34FS3MR	15.42
2 x 1 1/2"	2X112FS3MR	42.54
2 x 1 1/4"	2X114FS3MR	42.54
3/4 x 1/2"	34X12FS3MR	11.84

## Coupling



SIZE	STOCK NO	EACH
<b>3000 LB</b>		
1/8"	18FS3MC	5.54
1/4"	14FS3MC	5.54
3/8"	38FS3MC	5.54
1/2"	12FS3MC	4.56
3/4"	34FS3MC	5.93
1"	1FS3MC	10.33
1 1/4"	114FS3MC	17.21
1 1/2"	112FS3MC	22.26
2"	2FS3MC	27.77
2 1/2"	212FS3MC	68.74
3"	3FS3MC	129.92

## Half-Coupling



SIZE	STOCK NO	EACH
<b>3000 LB</b>		
1/8"	18FS3MHC	2.88
1/4"	14FS3MHC	2.88
1/2"	12FS3MHC	2.77
3/4"	34FS3MHC	3.98
1"	1FS3MHC	5.47
1 1/4"	114FS3MHC	9.89
1 1/2"	112FS3MHC	13.15
2"	2FS3MHC	17.67
3"	3FS3MHC	81.51

## Forged Steel Union - Petro



SIZE	STOCK NO	EACH
<b>3000LB</b>		
1/4"	14FSU	30.08
3/8"	38FSU	30.61
1/2"	12FSU	26.00
3/4"	34FSU	31.83
1"	1FSU	41.58
1 1/4"	114FSU	65.97
1 1/2"	112FSU	78.67
2"	2FSU	106.66
3"	3FSU	311.21

# Forged Steel Screwed Fittings (05)



## Hex Bushing

SIZE	STOCK NO	EACH
1/4 x 1/8"	14X18FSB	3.33
3/8 x 1/4"	38X14FSB	3.33
3/8 x 1/8"	38X18FSB	3.33
1/2 x 3/8"	12X38FSB	3.36
1/2 x 1/4"	12X14FSB	3.36
1/2 x 1/8"	12X18FSB	3.36
3/4 x 1/2"	34X12FSB	4.12
3/4 x 3/8"	34X38FSB	4.12
3/4 x 1/4"	34X14FSB	4.12
3/4 x 1/8"	34X18FSB	4.12
1 x 3/4"	1X34FSB	6.72
1 x 1/2"	1X12FSB	6.72
1 x 3/8"	1X38FSB	6.72
1 x 1/4"	1X14FSB	6.72
1 1/4 x 1"	114X1FSB	10.95
1 1/4 x 3/4"	114X34FSB	10.95
1 1/4 x 1/2"	114X12FSB	10.95
1 1/4 x 1/4"	114X14FSB	10.95
1 1/2 x 1 1/4"	112X114FSB	12.61
1 1/2 x 1"	112X1FSB	12.61
1 1/2 x 3/4"	112X34FSB	12.61
1 1/2 x 1/2"	112X12FSB	12.61
2 x 1 1/2"	2X112FSB	18.94
2 x 1 1/4"	2X114FSB	18.94
2 x 1"	2X1FSB	18.94
2 x 3/4"	2X34FSB	18.94
2 x 1/2"	2X12FSB	18.94
2 1/2 x 2"	212X2FSB	59.38
2 1/2 x 1 1/2"	212X112FSB	59.38
2 1/2 x 1 1/4"	212X114FSB	59.38
2 1/2 x 1 1/2"	212X12FSB	59.38
3 x 2 1/2"	3X212FSB	91.85
3 x 2"	3X2FSB	91.85



## Cap

SIZE	STOCK NO	EACH
<b>3000 LB</b>		
1/2"	12FS3MCAP	5.98
3/4"	34FS3MCAP	8.34
1"	1FS3MCAP	12.79
1 1/4"	114FS3MCAP	20.60
1 1/2"	112FS3MCAP	24.62
2"	2FS3MCAP	35.44



## Plug

SIZE	STOCK NO	EACH
1/8"	18FSP	2.41
1/4"	14FSP	2.41
3/8"	38FSP	2.53
1/2"	12FSP	2.65
3/4"	34FSP	3.30
1"	1FSP	5.06
1 1/4"	114FSP	10.44
1 1/2"	112FSP	11.91
2"	2FSP	18.82
2 1/2"	212FSP	48.43
3"	3FSP	81.05
4"	4FSP	128.04



(48)

## Swage Nipples

Threaded Both Ends • Extra Heavy

SIZE	STOCK NO	EACH
1 1/4 x 1 1/2"	114X12XHTBESN	131.84
1 1/4 x 1"	114X1XHTBESN	125.65
1 1/2 x 1 1/2"	112X12XHTBESN	168.28
2 x 1 1/2"	2X12XHTBESN	302.09
2 x 3/4"	2X34XHTBESN	302.09
2 x 1"	2X1XHTBESN	239.00

# Forged Steel Socket Weld Fittings (05)

## 90° Elbow



SIZE	STOCK NO	EACH
<b>3000 LB</b>		
1/2"	12SWL	10.79
3/4"	34SWL	11.23
1"	1SWL	14.42
1 1/4"	114SWL	27.72
1 1/2"	112SWL	32.20
2"	2SWL	47.36
3"	3SWL	258.33

## 45° Elbow



SIZE	STOCK NO	EACH
<b>3000 LB</b>		
1/2"	12SW45L	14.38
3/4"	34SW45L	16.71
1"	1SW45L	21.86
1 1/4"	114SW45L	29.97
1 1/2"	112SW45L	36.73
2"	2SW45L	59.07

## Straight Tee



SIZE	STOCK NO	EACH
<b>3000 LB</b>		
1/2"	12SWT	13.37
3/4"	34SWT	16.35
1"	1SWT	22.20
1 1/4"	114SWT	34.12
1 1/2"	112SWT	45.21
2"	2SWT	65.28

## Reducing Tee

SIZE	STOCK NO	EACH
<b>3000 LB</b>		
2 x 2 x 3/4"	2X34SWT	130.55
2 x 2 x 1"	2X1SWT	195.83
2 x 2 x 1 1/4"	2X114SWT	82.61

## Coupling



SIZE	STOCK NO	EACH
<b>3000 LB</b>		
1/2"	12SWC	6.24
3/4"	34SWC	8.07
1"	1SWC	8.91
1 1/4"	114SWC	15.80
1 1/2"	112SWC	17.47
2"	2SWC	27.91

## Half Coupling

SIZE	STOCK NO	EACH
<b>3000 LB</b>		
1/2"	12FSSWHC	7.07
3/4"	34FSSWHC	7.21

## Reducer



SIZE	STOCK NO	EACH
<b>3000 LB</b>		
3/4 x 1/2"	34X12SWR	20.17
1 x 3/4"	1X34SWR	28.17
1 1/2 x 1 1/4"	112X114SWR	38.56
1 1/2 x 1"	112X1SWR	38.56
2 x 1 1/2"	2X112SWR	42.63
2 x 1 1/4"	2X114SWR	42.63
2 x 1"	2X1SWR	42.63

## Insert



SIZE	STOCK NO	EACH
<b>3000 LB</b>		
3/4 x 1/2"	34X12SWINS	13.36
1 x 1/2"	1X12SWINS	14.62
1 x 3/4"	1X34SWINS	14.62
1 1/4 x 3/4"	114X34SWINS	17.16
1 1/4 x 1"	114X1SWINS	17.16
1 1/2 x 1/2"	112X12SWINS	21.44
1 1/2 x 3/4"	112X34SWINS	21.44
1 1/2 x 1"	112X1SWINS	21.44
1 1/2 x 1 1/4"	112X114SWINS	21.44
2 x 3/4"	2X34SWINS	29.36
2 x 1"	2X1SWINS	29.36
2 x 1 1/4"	2X114SWINS	29.36
2 x 1 1/2"	2X112SWINS	29.36

## Union



SIZE	STOCK NO	EACH
<b>3000 LB</b>		
1/2"	12SWU	29.69
3/4"	34SWU	34.64
1"	1SWU	44.62
1 1/4"	114SWU	71.98
1 1/2"	112SWU	77.95
2"	2SWU	112.23

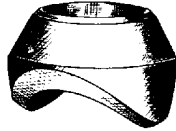
## Cap



SIZE	STOCK NO	EACH
<b>3000 LB</b>		
1/8"	18SWCAP	11.76
1/4"	14SWCAP	11.76
1/2"	12SWCAP	7.15
3/4"	34SWCAP	8.34
1"	1SWCAP	12.64
1 1/4"	114SWCAP	14.90
1 1/2"	112SWCAP	20.69
2"	2SWCAP	31.92

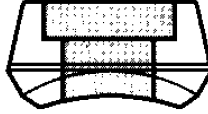
# Weldolets, Socolets, Threadolets and Pipolets (02d)

## "Weldolet" Standard wall




OUTLET SIZE	FITS RUN PIPE SIZE	STOCK NO	EACH
1/2"	36 3/4"	3634X12WOL	26.22
3/4"	1 1/4-3/4"	11434X34WOL	27.66
	36-2 1/2"	36212X34WOL	27.66
1"	2 1/2-1 1/4"	212114X1WOL	28.91
	36-3"	363X1WOL	28.91
1 1/4"	36-4"	364X114WOL	145.33
1 1/2"	2"	2X112WOL	34.36
	2 1/2-2"	2122X112WOL	34.36
	36-6"	366X112WOL	34.36
2"	6-4"	64X2WOL	34.65
	36-8"	368X2WOL	34.65
2 1/2"	5-4"	54X212WOL	79.35
	8-6"	86X212WOL	79.35
3"	4-3 1/2"	4312X3WOL	86.84
	6-5"	65X3WOL	86.84
	14-8"	148X3WOL	86.84
4"	4"	4X4WOL	94.16
	6"	6X4WOL	109.73
	10-8"	108X4WOL	109.73
	18-12"	1812X4WOL	109.73
6"	8"	8X6WOL	316.55
	10"	10X6WOL	316.55
	14-12"	1412X6WOL	316.55

## "Socolet"



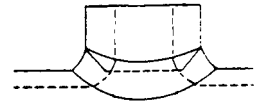
OUTLET SIZE	FITS RUN PIPE SIZE	STOCK NO	EACH
1/2"	36-3/4"	3634X12SOL	15.71
3/4"	36-1 1/2"	36112X34SOL	15.94
1"	36-3"	363X1SOL	17.67
1 1/4"	3 1/2-2"	3122X114SOL	29.52
	36-4"	364X114SOL	29.52
1 1/2"	5-3"	53X112SOL	29.52
	36-6"	366X112SOL	29.52
2"	3 1/2-2 1/2"	312212X2SOL	33.56
	36-8"	368X2SOL	33.56
	6-4"	64X2SOL	33.56

## "Threadolet" Standard wall



OUTLET SIZE	FITS RUN PIPE SIZE	STOCK NO	EACH
<b>3000 LB</b>			
1/4"	36-1/2"	3612X14TOL	16.15
3/8"	36-3/4"	3634X38TOL	16.65
1/2"	36-3/4"	3634X12TOL	12.67
3/4"	1 1/4-3/4"	11434X34TOL	14.59
	36-1 1/2"	36112X34TOL	14.59
1"	2 1/2-1 1/4"	212114X1TOL	17.00
	36-3"	363X1TOL	17.00
1 1/4"	1 1/2-1 1/4"	112114X114TOL	26.95
	3 1/2-2"	3122X114TOL	26.95
	36-4"	364X114TOL	26.95
1 1/2"	1 1/2"	112X112TOL	30.29
	2 1/2-2"	2122X112TOL	26.95
	5-3"	53X112TOL	26.95
	36-6"	366X112TOL	26.95
2"	2"	2X2TOL	29.06
	3 1/2-2 1/2"	312212X2TOL	30.69
	6-4"	64X2TOL	30.69
	36-8"	368X2TOL	30.69
2 1/2"	3 1/2-3"	3123X212TOL	102.93
	5-4"	54X212TOL	102.93
	8-6"	86X212TOL	102.93
3"	4-3 1/2"	4312X3TOL	124.82
	6-5"	65X3TOL	124.82
	14-8"	148X3TOL	124.82
4"	6"	6X4TOL	232.12
	10-8"	108X4TOL	232.12

## "Pipe-O-Lets"



### Stocked in our Fargo Branch

Used in lieu of Thread-O-Lets on sprinklers.  
300# Female thread UL/FM

OUTLET SIZE	FITS RUN PIPE SIZE	STOCK NO	EACH
1/2"	2-2 1/2-1 1/2"	2122X12POL	10.02
	8-3 1/2"	83X12POL	4.68
3/4"	2-1 1/2"	2112X34POL	10.02
	6-2 1/2"	6212X34POL	10.02
1"	2-1 1/2"	2112X1POL	15.71
	4-2 1/2"	4212X1POL	15.71
1 1/4"	4-3"	43X114POL	9.93
1 1/2"	4-3"	43X112POL	25.63
2"	3"	3X2POL	33.80
	4"	4X2POL	33.80



# Carbon Steel Welding Fittings <sup>(04)</sup>

## Domestic • Standard

Stocked in St. Paul Only

weldbend.com

### 90° Elbow Long Radius



SIZE	STOCK NO	EACH
1/2"	12WEL	28.34
3/4"	34WEL	28.34
1"	1WEL	28.34
1 1/4"	114WEL	28.34
1 1/2"	112WEL	28.34
2"	2WEL	31.36
2 1/2"	212WEL	37.39
3"	3WEL	45.84
3 1/2"	312WEL	75.08
4"	4WEL	75.08
5"	5WEL	161.61
6"	6WEL	164.03
8"	8WEL	310.56
10"	10WEL	622.33
12"	120WEL	921.73
14"	140WEL	1316.11
16"	160WEL	1813.01
18"	180WEL	2399.75
20"	200WEL	3319.67

### 90° Elbow Short Radius



SIZE	STOCK NO	EACH
1"	1WESRL	44.93
1 1/4"	114WESRL	44.93
1 1/2"	112WESRL	44.93
2"	2WESRL	47.03
2 1/2"	212WESRL	75.08
3"	3WESRL	88.04
3 1/2"	312WESRL	115.78
4"	4WESRL	115.78
5"	5WESRL	343.42
6"	6WESRL	304.84
8"	8WESRL	505.04
10"	100WESRL	1034.19
12"	120WESRL	1445.76

### 45° Elbow



SIZE	STOCK NO	EACH
1"	1WE45L	29.55
1 1/4"	114WE45L	29.55
1 1/2"	112WE45L	29.55
2"	2WE45L	29.55
2 1/2"	212WE45L	35.88
3"	3WE45L	37.39
4"	4WE45L	67.84
5"	5WE45L	101.92
6"	6WE45L	132.36
8"	8WE45L	220.40
10"	100WE45L	440.21
12"	120WE45L	622.33
14"	140WE45L	836.10
16"	160WE45L	1499.13
18"	180WE45L	2119.65
20"	200WE45L	2194.12

### Welding Tee

Full Branch



SIZE	STOCK NO	EACH
3/4"	34WET	85.93
1 1/4"	114WET	85.93
1 1/2"	112WET	85.93
2"	2WET	74.47
2 1/2"	212WET	102.52
3"	3WET	113.97
4"	4WET	160.70
5"	5WET	264.12
6"	6WET	274.98
8"	8WET	480.31
10"	100WET	942.23
12"	120WET	1320.63
14"	140WET	2315.63

### Welding Reducing Tee



SIZE	STOCK NO	EACH
3/4 x 1/2"	34X12WET	183.02
1 x 3/4"	1X34WET	183.02
2 x 1"	2X1WET	124.22
2 x 1 1/4"	2X114WET	124.22
2 x 1 1/2"	2X112WET	124.22
2 1/2 x 2"	212X2WET	135.98
3 x 1"	3X1WET	132.67
3 x 1 1/4"	3X114WET	132.67
3 x 1 1/2"	3X112WET	132.67
3 x 2"	3X2WET	132.67
3 x 2 1/2"	3X212WET	132.67
4 x 2"	4X2WET	168.25
4 x 2 1/2"	4X212WET	168.25
4 x 3"	4X3WET	168.25
5 x 3"	5X3WET	363.62
5 x 4"	5X4WET	363.62
6 x 3"	6X3WET	328.04
6 x 4"	6X4WET	328.04
8 x 4"	8X4WET	624.43
8 x 6"	8X6WET	624.43
10 x 6"	100X6WET	1153.29
10 x 8"	100X8WET	1153.29
12 x 6"	120X6WET	1700.54
12 x 8"	120X8WET	1700.54
12 x 10"	120X100WET	1700.54

### 180° Return Bend

Long Radius



SIZE	STOCK NO	EACH
4"	4WERB	342.62

# Carbon Steel Welding Fittings <sup>(04)</sup>

## Domestic • Standard

Stocked in St. Paul Only

weldbend.com



### Concentric Welding Reducer

SIZE	STOCK NO	EACH
1 x 3/4"	1X34WER	87.33
1 1/4 x 3/4"	114X34WER	84.79
1 1/4 x 1"	114X1WER	84.79
1 1/2 x 3/4"	112X34WER	84.79
1 1/2 x 1"	112X1WER	91.46
1 1/2 x 1 1/4"	112X114WER	91.46
2 x 3/4"	2X34WER	103.20
2 x 1"	2X1WER	67.00
2 x 1 1/4"	2X114WER	48.27
2 x 1 1/2"	2X112WER	48.27
2 1/2 x 1"	212X1WER	125.11
2 1/2 x 1 1/4"	212X114WER	105.43
2 1/2 x 1 1/2"	212X112WER	78.44
2 1/2 x 2"	212X2WER	60.65
3 x 1"	3X1WER	123.21
3 x 1 1/4"	3X114WER	97.49
3 x 1 1/2"	3X112WER	61.92
3 x 2"	3X2WER	53.98
3 x 2 1/2"	3X212WER	50.17
4 x 1 1/4"	4X114WER	205.54
4 x 1 1/2"	4X112WER	141.31
4 x 2"	4X2WER	78.44
4 x 2 1/2"	4X212WER	78.44
4 x 3"	4X3WER	64.15
4 x 3 1/2"	4X312WER	67.64
5 x 2 1/2"	5X212WER	247.69
5 x 3"	5X3WER	163.54
5 x 4"	5X4WER	119.08
6 x 2"	6X2WER	350.26
6 x 2 1/2"	6X212WER	323.90
6 x 3"	6X3WER	162.90
6 x 4"	6X4WER	134.96
6 x 5"	6X5WER	120.67
8 x 4"	8X4WER	227.05
8 x 6"	8X6WER	176.56
10 x 6"	100X6WER	322.32
10 x 8"	100X8WER	342.00
12 x 10"	120X100WER	423.94
14 x 12"	140X120WER	638.28



### Eccentric Welding Reducer

SIZE	STOCK NO	EACH
1 1/2 x 1"	112X1WEER	122.26
2 x 1 1/4"	2X114WEER	100.03
2 1/2 x 1"	212X1WEER	357.24
2 1/2 x 1 1/4"	212X114WEER	152.42
2 1/2 x 1 1/2"	212X112WEER	84.47
2 1/2 x 2"	212X2WEER	72.08
3 x 1 1/4"	3X114WEER	346.13
3 x 1 1/2"	3X112WEER	96.22
3 x 2"	3X2WEER	84.47
3 x 2 1/2"	3X212WEER	78.76
4 x 1 1/2"	4X112WEER	419.17
4 x 2"	4X2WEER	125.43
4 x 2 1/2"	4X212WEER	107.97
4 x 3"	4X3WEER	102.57
5 x 2 1/2"	5X212WEER	323.90
5 x 3"	5X3WEER	208.00
5 x 4"	5X4WEER	208.00
6 x 3"	6X3WEER	331.84
6 x 4"	6X4WEER	211.17
6 x 5"	6X5WEER	152.42
8 x 6"	8X6WEER	269.92
10 x 8"	100X8WEER	354.08
12 x 8"	120X8WEER	862.16



### Welding Cap

SIZE	STOCK NO	EACH
1"	1WECAP	33.19
1 1/4"	114WECAP	33.19
1 1/2"	112WECAP	33.19
2"	2WECAP	45.06
2 1/2"	212WECAP	46.81
3"	3WECAP	46.81
4"	4WECAP	68.46
5"	5WECAP	106.19
6"	6WECAP	117.36
8"	8WECAP	176.75
10"	100WECAP	377.27
12"	120WECAP	510.03
14"	140WECAP	644.13

# Carbon Steel Welding Fittings (04)

## Domestic • Extra Heavy

Stocked in St. Paul Only

weldbend.com

### 90° Elbow



SIZE	STOCK NO	EACH
1"	1WEXHL	37.08
1 1/4"	114WEXHL	37.08
2"	2WEXHL	37.39
2 1/2"	212WEXHL	52.46
3"	3WEXHL	67.84
4"	4WEXHL	110.95
5"	5WEXHL	264.12
6"	6WEXHL	280.41
8"	8WEXHL	533.68

### 45° Elbow



SIZE	STOCK NO	EACH
2"	2WEXH45L	39.20
2 1/2"	212WEXH45L	87.14
3"	3WEXH45L	50.96
4"	4WEXH45L	79.30
6"	6WEXH45L	217.69

### Concentric Reducer



SIZE	STOCK NO	EACH
2 x 1"	2X1WEXHR	67.64
2 x 1 1/2"	2X112WEXHR	53.98
2 1/2 x 2"	212X2WEXHR	73.36
3 x 2"	3X2WEXHR	61.92
3 x 2 1/2"	3X212WEXHR	61.92
4 x 2"	4X2WEXHR	103.84
4 x 3"	4X3WEXHR	79.39
5 x 4"	5X4WEXHR	168.93
6 x 4"	6X4WEXHR	190.53

### Eccentric Reducer



SIZE	STOCK NO	EACH
2 1/2 x 2"	212X2WEXHER	102.25
3 x 2"	3X2WEXHER	84.47
4 x 2"	4X2WEXHER	181.01
4 x 2 1/2"	4X212WEXHER	137.50
6 x 4"	6X4WEXHER	285.80

### Cap



SIZE	STOCK NO	EACH
2"	2WEXHCAP	45.06
2 1/2"	212WEXHCAP	61.48
3"	3WEXHCAP	68.46
4"	4WEXHCAP	92.57

### Tee



SIZE	STOCK NO	EACH
2"	2WEXHT	80.80
2 1/2"	212WEXHT	134.78
3"	3WEXHT	125.12
4"	4WEXHT	203.52
6"	6WEXHT	387.74

## Bolting Patterns for Steel Flanges

### CLASS 150 BOLTING PATTERN AND BOLT LENGTHS

Pipe Size	Dia. of Bolt Circle	Dia. of Bolt Hole	No of Bolts	Dia. of Bolts	Machine Bolts .06" Raised Face	Stud Bolts .06" Raised Face
1/2	2.38	0.62	4	1/2	2.00	2.50
3/4	2.75	0.62	4	1/2	2.25	2.50
1	3.12	0.62	4	1/2	2.25	2.75
1 1/4	3.50	0.62	4	1/2	2.50	2.75
1 1/2	3.88	0.62	4	1/2	2.50	3.00
2	4.75	0.75	4	5/8	2.75	3.25
2 1/2	5.50	0.75	4	5/8	3.00	3.50
3	6.00	0.75	4	5/8	3.25	3.75
3 1/2	7.00	0.75	8	5/8	3.25	3.75
4	7.50	0.75	8	5/8	3.25	3.75
5	8.50	0.88	8	3/4	3.25	4.00
6	9.50	0.88	8	3/4	3.50	4.00
8	11.75	0.88	8	3/4	3.75	4.25
10	14.25	1.00	12	7/8	4.00	4.75
12	17.00	1.00	12	7/8	4.25	4.75
14	18.75	1.12	12	1	4.50	5.25
16	21.25	1.12	16	1	4.75	5.50
18	22.75	1.25	16	1 1/8	5.00	6.00
20	25.00	1.25	20	1 1/8	5.50	6.25
24	29.50	1.38	20	1 1/4	6.00	7.00

### CLASS 300 BOLTING PATTERN AND BOLT LENGTHS

Pipe Size	Dia. of Bolt Circle	Dia. of Bolt Hole	No of Bolts	Dia. of Bolts	Machine Bolts .06" Raised Face	Stud Bolts .06" Raised Face
1/2	2.62	0.62	4	1/2	2.25	2.75
3/4	3.25	0.75	4	5/8	2.50	3.00
1	3.50	0.75	4	5/8	2.75	3.25
1 1/4	3.88	0.75	4	5/8	2.75	3.25
1 1/2	4.50	0.88	4	3/4	3.00	3.75
2	5.00	0.75	8	5/8	3.00	3.50
2 1/2	5.88	0.88	8	3/4	3.50	4.00
3	6.62	0.88	8	3/4	3.75	4.25
3 1/2	7.25	0.88	8	3/4	3.75	4.50
4	7.88	0.88	8	3/4	4.00	4.50
5	9.25	0.88	8	3/4	4.25	4.75
6	10.62	0.88	12	3/4	4.25	5.00
8	13.00	1.00	12	7/8	4.75	5.50
10	15.25	1.12	16	1	5.50	6.25
12	17.75	1.25	16	1 1/8	6.00	6.75
14	20.25	1.25	20	1 1/8	6.25	7.00
16	22.50	1.38	20	1 1/4	6.50	7.50
18	24.75	1.38	24	1 1/4	6.75	7.75
20	27.00	1.38	24	1 1/4	7.25	8.25
24	32.00	1.62	24	1 1/2	8.00	9.25

# Steel Flanges <sup>(04)</sup> Domestic

Stocked in St. Paul Only

weldbend.com



## Slip-on Flange

Nominal Pipe

SIZE	STOCK NO	EACH
<b>Raised Face, Class 150</b>		
1/4"	114WESOF	41.24
1/2"	112WESOF	41.24
2"	2WESOF	34.14
2 1/2"	212WESOF	59.55
3"	3WESOF	49.18
3 1/2"	312WESOF	60.38
4"	4WESOF	60.38
5"	5WESOF	103.47
6"	6WESOF	95.00
8"	8WESOF	143.16
10"	100WESOF	249.90
12"	120WESOF	370.34
14"	140WESOF	450.81
16"	160WESOF	638.59
18"	180WESOF	812.94

### Flat Face, Class 150

1"	1WESOFF	41.24
1 1/2"	112WESOFF	41.24
2"	2WESOFF	34.14
3"	3WESOFF	49.18
4"	4WESOFF	60.38
6"	6WESOFF	95.00
8"	8WESOFF	143.16
10"	100WESOFF	249.90
12"	120WESOFF	370.34
14"	140WESOFF	450.81

### Raised Face, Class 300

1/4"	114WE300SOF	55.38
1/2"	112WE300SOF	55.38
2"	2WE300SOF	53.98
2 1/2"	212WE300SOF	60.86
3"	3WE300SOF	66.68
4"	4WE300SOF	95.54
6"	6WE300SOF	168.83
8"	8WE300SOF	282.88

(02)

## Reducing Slip-on Flange

SIZE	STOCK NO	EACH
<b>Raised Face, Class 150</b>		
2 x 7"	2X7WESOF	170.53
2 x 7 1/2"	2X712WESOF	129.24
2 1/2 x 7 1/2"	212X712WESOF	129.24
2 1/2 x 9"	212X9WESOF	138.46
3 x 9"	3X9WESOF	138.46
3 x 10"	3X10WESOF	280.83
3 x 11"	3X11WESOF	375.99
4 x 10"	4X10WESOF	280.83
4 x 13 1/2"	4X1312WESOF	472.52
5 x 11"	5X11WESOF	375.99
6 x 13 1/2"	6X1312WESOF	472.52
<b>Flat Face, Class 150</b>		
4 x 2"	4X2WESOFF	138.46
4 x 3"	4X3WESOFF	138.46

## Screwed Flange

Nominal Pipe

SIZE	STOCK NO	EACH
<b>Raised Face, Class 150</b>		
1"	1WESCF	61.72
1 1/2"	112WESCF	61.72
2"	2WESCF	51.07
2 1/2"	212WESCF	84.16
3"	3WESCF	62.98
4"	4WESCF	73.56
<b>Flat Face, Class 150</b>		
2"	2WESOFF	51.07
4"	4WESOFF	73.56
<b>Raised Face, Class 300</b>		
3/4"	34WE300SCF	68.65
1"	1WE300SCF	68.65
1 1/2"	112WE300SCF	68.65
2"	2WE300SCF	59.80
2 1/2"	212WE300SCF	110.35
3"	3WE300SCF	88.39
4"	4WE300SCF	126.23

## Blind Flange

Nominal Pipe

SIZE	STOCK NO	EACH
<b>Raised Face, Class 150</b>		
1 1/2"	114WEBLF	49.61
2"	2WEBLF	40.75
2 1/2"	212WEBLF	66.16
3"	3WEBLF	52.09
4"	4WEBLF	73.22
5"	5WEBLF	95.54
6"	6WEBLF	111.43
8"	8WEBLF	181.27
10"	100WEBLF	348.78
12"	120WEBLF	525.81
14"	140WEBLF	822.99
18"	180WEBLF	1497.26
20"	200WEBLF	1882.14
<b>Flat Face, Class 150</b>		
1 1/2"	112WEBLFF	49.61
4"	4WEBLFF	73.22
5"	5WEBLFF	95.54
6"	6WEBLFF	111.43
8"	8WEBLFF	181.27
<b>Raised Face, Class 300</b>		
1"	1WE300BLF	64.31
1 1/2"	112WE300BLF	64.31
2"	2WE300BLF	53.19
3"	3WE300BLF	75.68
4"	4WE300BLF	116.17
6"	6WE300BLF	210.12
10"	100WE300BLF	649.39
12"	120WE300BLF	938.90

## Carbon Steel Lap Joint Flange

Used with SS stub ends

SIZE	STOCK NO	EACH
1"	1WELJF	43.25
1 1/2"	112WELJF	43.25
2"	2WELJF	35.99
2 1/2"	212WELJF	57.16
3"	3WELJF	49.69
4"	4WELJF	60.33
6"	6WELJF	100.56

## Weld Neck Flange

STOCK NO EACH

SIZE	STOCK NO	EACH
<b>Raised Face, Class 150, Standard Bore</b>		
1"	1WEWNF	59.13
1 1/4"	114WEWNF	59.13
1 1/2"	112WEWNF	59.13
2"	2WEWNF	51.07
2 1/2"	212WEWNF	55.57
3"	3WEWNF	63.59
4"	4WEWNF	76.46
5"	5WEWNF	117.34
6"	6WEWNF	111.43
8"	8WEWNF	196.47
10"	100WEWNF	315.68
12"	120WEWNF	459.19
14"	140WEWNF	606.24
16"	160WEWNF	821.82
18"	180WEWNF	1161.60
20"	200WEWNF	1413.11

### Raised Face, Class 150, Extra Strong Bore

1 1/2"	112WEWNFX	59.13
2"	2WEWNFX	51.07
2 1/2"	212WEWNFX	55.57
3"	3WEWNFX	63.59
4"	4WEWNFX	76.46
5"	5WEWNFX	117.34
6"	6WEWNFX	111.43

### Flat Face, Class 150

2"	2WEWNFF	51.07
3"	3WEWNFF	63.59
4"	4WEWNFF	76.46
5"	5WEWNFF	117.34
6"	6WEWNFF	111.43
8"	8WEWNFF	196.47
14"	140WEWNFF	606.24

### Flat Face, Class 300

8"	8WE300WNFF	338.72
----	------------	--------

### Raised Face, Class 300, Extra Strong Bore

1 1/4"	114WE300WNFX	72.67
1 1/2"	112WE300WNFX	72.67
2"	2WE300WNFX	67.21
3"	3WE300WNFX	76.74

### Raised Face, Class 300, Standard Bore

2"	2WE300WNF	67.21
2 1/2"	212WE300WNF	76.74
3"	3WE300WNF	76.74
4"	4WE300WNF	126.23
5"	5WE300WNF	196.36
6"	6WE300WNF	196.62
8"	8WE300WNF	338.72

## Socket Weld Flange

Standard Bore, Class 150

1/2"	12WESWF	54.21
3/4"	34WESWF	54.21
1"	1WESWF	54.21
1 1/4"	114WESWF	54.21
1 1/2"	112WESWF	54.21
2"	2WESWF	44.99

Standard Bore, Class 300

1/2"	12WE300SWF	62.88
3/4"	34WE300SWF	62.88
1"	1WE300SWF	62.88
1 1/4"	114WE300SWF	62.88
1 1/2"	112WE300SWF	62.88
2"	2WE300SWF	49.85

# Carbon Steel Welding Fittings (04i)

## Import • Standard

Non-Stock in St. Paul

[alliedfitting.com](http://alliedfitting.com)

### 90° Elbow

Long Radius



SIZE	STOCK NO	EACH
1/2"	12WELI	7.16
3/4"	34WELI	7.16
1"	1WELI	7.16
1 1/4"	114WELI	7.16
1 1/2"	112WELI	7.16
2"	2WELI	7.92
2 1/2"	212WELI	9.44
3"	3WELI	27.01
3 1/2"	312WELI	44.24
4"	4WELI	44.24
5"	5WELI	95.23
6"	6WELI	96.65
8"	8WELI	182.99
10"	10WELI	366.69
12"	120WELI	543.11
14"	140WELI	332.36
16"	160WELI	915.67
18"	180WELI	1333.18
20"	200WELI	1285.40

### 90° Elbow

Short Radius



SIZE	STOCK NO	EACH
1"	1WESRLI	11.34
1 1/2"	112WESRLI	11.34
2"	2WESRLI	11.88
2 1/2"	212WESRLI	18.95
3"	3WESRLI	22.23
3 1/2"	312WESRLI	29.24
4"	4WESRLI	29.24
5"	5WESRLI	86.72
6"	6WESRLI	76.98
8"	8WESRLI	127.53
10"	100WESRLI	261.16
12"	120WESRLI	365.09
16"	160WESRLI	940.42
20"	200WESRLI	1520.07

### 45° Elbow



SIZE	STOCK NO	EACH
3/4"	34WE45LI	7.47
1"	1WE45LI	7.47
1 1/4"	114WE45LI	7.47
1 1/2"	112WE45LI	7.47
2"	2WE45LI	7.47
2 1/2"	212WE45LI	9.06
3"	3WE45LI	9.44
4"	4WE45LI	17.13
5"	5WE45LI	25.73
6"	6WE45LI	33.43
8"	8WE45LI	55.66
10"	100WE45LI	111.16
12"	120WE45LI	157.15
14"	140WE45LI	211.14
16"	160WE45LI	530.01
18"	180WE45LI	749.36

### Welding Tee

Full Branch



SIZE	STOCK NO	EACH
3/4"	34WETI	21.69
1"	1WETI	21.69
1 1/4"	114WETI	21.69
1 1/2"	112WETI	21.69
2"	2WETI	18.81
2 1/2"	212WETI	25.89
3"	3WETI	28.78
4"	4WETI	40.58
5"	5WETI	66.70
6"	6WETI	69.44
8"	8WETI	121.30
10"	100WETI	237.94
12"	120WETI	333.49

### Welding Reducing Tee



SIZE	STOCK NO	EACH
3/4 x 1/2"	34X12WETI	46.22
2 x 1"	2X1WETI	31.37
2 x 1 1/4"	2X114WETI	31.37
2 x 1 1/2"	2X112WETI	31.37
2 1/2 x 1"	212X1WETI	34.34
2 1/2 x 1 1/2"	212X112WETI	34.34
3 x 1"	3X1WETI	33.51
3 x 1 1/4"	3X114WETI	33.51
3 x 1 1/2"	3X112WETI	33.51
3 x 2"	3X2WETI	33.51
3 x 2 1/2"	3X212WETI	33.51
4 x 2"	4X2WETI	42.48
4 x 2 1/2"	4X212WETI	42.48
4 x 3"	4X3WETI	42.48
5 x 3"	5X3WETI	91.83
5 x 4"	5X4WETI	91.83
6 x 3"	6X3WETI	82.84
6 x 4"	6X4WETI	82.84
6 x 5"	6X5WETI	82.84
8 x 4"	8X4WETI	157.68
8 x 6"	8X6WETI	157.68
10 x 6"	100X6WETI	291.24
10 x 8"	100X8WETI	291.24
12 x 6"	120X6WETI	429.44
12 x 8"	120X8WETI	429.44
12 x 10"	120X100WETI	429.44

### 180° Return Bend

Long Radius



SIZE	STOCK NO	EACH
2"	2WERBI	54.51
4"	4WERBI	86.52



# Carbon Steel Welding Fittings (04i)

## Import • Standard

Non-Stock in St. Paul

[alliedfitting.com](http://alliedfitting.com)



**Concentric  
Welding Reducer**

SIZE	STOCK NO	EACH
3/4 x 1/2"	34X12WERI	28.15
1 x 3/4"	1X34WERI	22.05
1 1/4 x 3/4"	114X34WERI	21.41
1 1/4 x 1"	114X1WERI	21.41
1 1/2 x 3/4"	112X34WERI	21.41
1 1/2 x 1"	112X1WERI	23.10
1 1/2 x 1 1/4"	112X114WERI	23.10
2 x 3/4"	2X34WERI	26.06
2 x 1"	2X1WERI	16.92
2 x 1 1/4"	2X114WERI	12.19
2 x 1 1/2"	2X112WERI	12.19
2 1/2 x 1"	212X1WERI	31.59
2 1/2 x 1 1/4"	212X114WERI	26.62
2 1/2 x 1 1/2"	212X112WERI	19.80
2 1/2 x 2"	212X2WERI	15.31
3 x 1"	3X1WERI	31.12
3 x 1 1/4"	3X114WERI	24.62
3 x 1 1/2"	3X112WERI	15.63
3 x 2"	3X2WERI	13.64
3 x 2 1/2"	3X212WERI	12.66
4 x 1 1/4"	4X114WERI	51.91
4 x 1 1/2"	4X112WERI	35.68
4 x 2"	4X2WERI	19.80
4 x 2 1/2"	4X212WERI	19.80
4 x 3"	4X3WERI	16.20
4 x 3 1/2"	4X312WERI	17.08
5 x 2 1/2"	5X212WERI	62.55
5 x 3"	5X3WERI	41.30
5 x 4"	5X4WERI	30.06
6 x 2"	6X2WERI	88.45
6 x 2 1/2"	6X212WERI	81.80
6 x 3"	6X3WERI	41.13
6 x 4"	6X4WERI	34.09
6 x 5"	6X5WERI	30.47
8 x 4"	8X4WERI	57.33
8 x 5"	8X5WERI	50.52
8 x 6"	8X6WERI	44.59
10 x 6"	100X6WERI	81.39
10 x 8"	100X8WERI	86.36
12 x 6"	120X6WERI	128.71
12 x 8"	120X8WERI	122.93
12 x 10"	120X100WERI	107.06
14 x 12"	140X120WERI	161.18



**Eccentric  
Welding Reducer**

SIZE	STOCK NO	EACH
1 1/2 x 1"	112X1WEERI	30.87
2 x 1"	2X1WEERI	25.26
2 x 1 1/4"	2X114WEERI	25.26
2 x 1 1/2"	2X112WEERI	15.63
2 1/2 x 1 1/4"	212X114WEERI	38.49
2 1/2 x 1 1/2"	212X112WEERI	21.33
2 1/2 x 2"	212X2WEERI	18.20
3 x 1 1/2"	3X114WEERI	87.41
3 x 1 1/2"	3X112WEERI	24.30
3 x 2"	3X2WEERI	21.33
3 x 2 1/2"	3X212WEERI	19.89
4 x 2 1/2"	4X212WEERI	27.27
4 x 3"	4X3WEERI	25.91
5 x 2 1/2"	5X212WEERI	81.80
5 x 3"	5X3WEERI	52.53
5 x 4"	5X4WEERI	52.53
6 x 2 1/2"	6X212WEERI	143.94
6 x 3"	6X3WEERI	83.79
6 x 4"	6X4WEERI	53.33
6 x 5"	6X5WEERI	38.49
8 x 4"	8X4WEERI	124.29
8 x 6"	8X6WEERI	68.16
10 x 6"	100X6WEERI	156.78
10 x 8"	100X8WEERI	89.41
12 x 8"	120X8WEERI	217.71
12 x 10"	120X100WEERI	139.13



**Welding Cap**

SIZE	STOCK NO	EACH
3/4"	.34WECAPI	8.38
1"	1WECAPI	8.38
1 1/4"	114WECAPI	8.38
1 1/2"	112WECAPI	8.38
2"	2WECAPI	11.38
2 1/2"	212WECAPI	11.83
3"	3WECAPI	11.83
4"	4WECAPI	17.29
5"	5WECAPI	26.81
6"	6WECAPI	29.63
8"	8WECAPI	44.63
10"	100WECAPI	95.27
12"	120WECAPI	128.79
14"	140WECAPI	162.66

# Carbon Steel Welding Fittings <sup>(041)</sup>

Import • Extra Heavy

Non-Stock in St. Paul

alliedfitting.com

## 90° Elbow



SIZE	STOCK NO	EACH
1" . . . . .	1WEXHLI	9.37
1 1/4" . . . . .	114WEXHLI	9.37
1 1/2" . . . . .	112WEXHLI	9.37
2" . . . . .	2WEXHLI	9.44
2 1/2" . . . . .	212WEXHLI	13.24
3" . . . . .	3WEXHLI	39.97
4" . . . . .	4WEXHLI	65.38
5" . . . . .	5WEXHLI	155.63
6" . . . . .	6WEXHLI	165.23
8" . . . . .	8WEXHLI	314.46

## 45° Elbow



SIZE	STOCK NO	EACH
3/4" . . . . .	34WEXH45LI	9.90
2" . . . . .	2WEXH45LI	9.90
2 1/2" . . . . .	212WEXH45LI	22.01
3" . . . . .	3WEXH45LI	12.87
4" . . . . .	4WEXH45LI	20.02
6" . . . . .	6WEXH45LI	54.97

## Concentric Reducer



SIZE	STOCK NO	EACH
2 x 1" . . . . .	2X1WEXHRI	17.08
2 x 1 1/2" . . . . .	2X1 1/2WEXHRI	13.64
2 1/2 x 2" . . . . .	212X2WEXHRI	18.52
3 x 2" . . . . .	3X2WEXHRI	15.63
3 x 2 1/2" . . . . .	3X2 1/2WEXHRI	15.63
4 x 2" . . . . .	4X2WEXHRI	26.22
4 x 3" . . . . .	4X3WEXHRI	20.05
6 x 4" . . . . .	6X4WEXHRI	48.11

## Eccentric Reducer



SIZE	STOCK NO	EACH
2 1/2 x 2" . . . . .	212X2WEXHERI	25.83
3 x 2" . . . . .	3X2WEXHERI	21.33
4 x 2" . . . . .	4X2WEXHERI	45.71
4 x 2 1/2" . . . . .	4X2 1/2WEXHERI	34.72
4 x 3" . . . . .	4X3WEXHERI	33.28
6 x 4" . . . . .	6X4WEXHERI	72.17

## Cap



SIZE	STOCK NO	EACH
2" . . . . .	2WEXHCAP1	11.38
2 1/2" . . . . .	212WEXHCAP1	15.53
3" . . . . .	3WEXHCAP1	17.29
4" . . . . .	4WEXHCAP1	23.38

## Tee



SIZE	STOCK NO	EACH
2" . . . . .	2WEXHTI	20.40
2 1/2" . . . . .	212WEXHTI	34.03
3" . . . . .	3WEXHTI	31.60
4" . . . . .	4WEXHTI	51.39
6" . . . . .	6WEXHTI	97.92

# Bolting Patterns for Steel Flanges

## CLASS 150 BOLTING PATTERN AND BOLT LENGTHS

Pipe Size	Dia. of Bolt Circle	Dia. of Bolt Hole	No of Bolts	Dia. of Bolts	Machine Bolts .06" Raised Face	Stud Bolts .06" Raised Face
1/2	2.38	0.62	4	1/2	2.00	2.50
3/4	2.75	0.62	4	1/2	2.25	2.50
1	3.12	0.62	4	1/2	2.25	2.75
1 1/4	3.50	0.62	4	1/2	2.50	2.75
1 1/2	3.88	0.62	4	1/2	2.50	3.00
2	4.75	0.75	4	5/8	2.75	3.25
2 1/2	5.50	0.75	4	5/8	3.00	3.50
3	6.00	0.75	4	5/8	3.25	3.75
3 1/2	7.00	0.75	8	5/8	3.25	3.75
4	7.50	0.75	8	5/8	3.25	3.75
5	8.50	0.88	8	3/4	3.25	4.00
6	9.50	0.88	8	3/4	3.50	4.00
8	11.75	0.88	8	3/4	3.75	4.25
10	14.25	1.00	12	7/8	4.00	4.75
12	17.00	1.00	12	7/8	4.25	4.75
14	18.75	1.12	12	1	4.50	5.25
16	21.25	1.12	16	1	4.75	5.50
18	22.75	1.25	16	1 1/8	5.00	6.00
20	25.00	1.25	20	1 1/8	5.50	6.25
24	29.50	1.38	20	1 1/4	6.00	7.00

## CLASS 300 BOLTING PATTERN AND BOLT LENGTHS

Pipe Size	Dia. of Bolt Circle	Dia. of Bolt Hole	No of Bolts	Dia. of Bolts	Machine Bolts .06" Raised Face	Stud Bolts .06" Raised Face
1/2	2.62	0.62	4	1/2	2.25	2.75
3/4	3.25	0.75	4	5/8	2.50	3.00
1	3.50	0.75	4	5/8	2.75	3.25
1 1/4	3.88	0.75	4	5/8	2.75	3.25
1 1/2	4.50	0.88	4	3/4	3.00	3.75
2	5.00	0.75	8	5/8	3.00	3.50
2 1/2	5.88	0.88	8	3/4	3.50	4.00
3	6.62	0.88	8	3/4	3.75	4.25
3 1/2	7.25	0.88	8	3/4	3.75	4.50
4	7.88	0.88	8	3/4	4.00	4.50
5	9.25	0.88	8	3/4	4.25	4.75
6	10.62	0.88	12	3/4	4.25	5.00
8	13.00	1.00	12	7/8	4.75	5.50
10	15.25	1.12	16	1	5.50	6.25
12	17.75	1.25	16	1 1/8	6.00	6.75
14	20.25	1.25	20	1 1/8	6.25	7.00
16	22.50	1.38	20	1 1/4	6.50	7.50
18	24.75	1.38	24	1 1/4	6.75	7.75
20	27.00	1.38	24	1 1/4	7.25	8.25
24	32.00	1.62	24	1 1/2	8.00	9.25

# Steel Flanges <sup>(04i)</sup> Import

Non-Stock in St. Paul

alliedfitting.com



## Slip-on Flange

Nominal Pipe

SIZE	STOCK NO	EACH
<b>Raised Face, Class 150</b>		
1 1/4"	114WESOFI	24.30
1 1/2"	112WESOFI	24.30
2"	2WESOFI	20.12
2 1/2"	212WESOFI	35.09
3"	3WESOFI	28.97
3 1/2"	312WESOFI	35.59
4"	4WESOFI	35.59
5"	5WESOFI	60.97
6"	6WESOFI	55.98
8"	8WESOFI	84.35
10"	100WESOFI	147.24
12"	120WESOFI	218.21
16"	160WESOFI	376.27
<b>Flat Face, Class 150</b>		
1"	1WESOFFI	24.30
1 1/2"	112WESOFFI	24.30
2"	2WESOFFI	20.12
3"	3WESOFFI	28.97
4"	4WESOFFI	35.59
5"	5WESOFFI	60.97
6"	6WESOFFI	55.98
8"	8WESOFFI	84.35
10"	100WESOFFI	147.24
12"	120WESOFFI	218.21
<b>Raised Face, Class 300</b>		
1 1/4"	114WE300SOFI	32.63
1 1/2"	112WE300SOFI	32.63
2"	2WE300SOFI	31.81
2 1/2"	212WE300SOFI	35.87
3"	3WE300SOFI	39.29
4"	4WE300SOFI	56.30
6"	6WE300SOFI	99.48
8"	8WE300SOFI	166.68

## Socket Weld Flange

SIZE	STOCK NO	EACH
<b>Standard Bore, Class 150</b>		
3/4"	34WESWFI	31.94
1"	1WESWFI	31.94

(02)

## Reducing Slip-on Flange

SIZE	STOCK NO	EACH
<b>Raised Face, Class 150</b>		
2 x 7"	2X7WESOFI	100.48
2 x 7 1/2"	2X712WESOFI	76.15
2 1/2 x 7 1/2"	212X712WESOFI	76.15
2 1/2 x 9"	212X9WESOFI	81.58
3 x 9"	3X9WESOFI	81.58
3 x 11"	3X11WESOFI	221.54
4 x 10"	4X10WESOFI	165.47
4 x 11"	4X11WESOFI	221.54
4 x 13 1/2"	4X1312WESOFI	278.42
5 x 11"	5X11WESOFI	221.54
6 x 13 1/2"	6X1312WESOFI	278.42
<b>Flat Face, Class 150</b>		
4 x 3"	4X3WESOFFI	81.58

## Screwed Flange

Nominal Pipe

SIZE	STOCK NO	EACH
<b>Raised Face, Class 150</b>		
1"	1WESCFI	36.37
1 1/4"	114WESCFI	36.37
1 1/2"	112WESCFI	36.37
2"	2WESCFI	30.09
2 1/2"	212WESCFI	49.59
3"	3WESCFI	37.11
4"	4WESCFI	43.35
<b>Flat Face, Class 150</b>		
2"	2WESCFFI	30.09
4"	4WESCFFI	43.35
<b>Raised Face, Class 300</b>		
3/4"	34WE300SCFI	40.45
1"	1WE300SCFI	40.45
1 1/2"	112WE300SCFI	40.45
2"	2WE300SCFI	35.24
2 1/2"	212WE300SCFI	65.02
3"	3WE300SCFI	52.08
4"	4WE300SCFI	74.37

## Blind Flange

Nominal Pipe

SIZE	STOCK NO	EACH
<b>Raised Face, Class 150</b>		
1 1/2"	112WBLFI	29.23
2"	2WBLFI	24.02
2 1/2"	212WBLFI	38.99
3"	3WBLFI	30.70
4"	4WBLFI	43.15
5"	5WBLFI	56.30
6"	6WBLFI	65.66
8"	8WBLFI	106.81
10"	100WBLFI	205.51
12"	120WBLFI	309.83
18"	180WBLFI	882.23
<b>Flat Face, Class 150</b>		
1 1/2"	112WBLFFI	29.23
3"	3WBLFFI	30.70
4"	4WBLFFI	43.15
5"	5WBLFFI	56.30
6"	6WBLFFI	65.66
8"	8WBLFFI	106.81
<b>Raised Face, Class 300</b>		
1 1/2"	112WE300BLFI	37.89
2"	2WE300BLFI	31.33
2 1/2"	212WE300BLFI	55.98
3"	3WE300BLFI	44.59
4"	4WE300BLFI	68.45
6"	6WE300BLFI	123.81
10"	100WE300BLFI	382.64
12"	120WE300BLFI	553.23

## Weld Neck Flange

SIZE STOCK NO EACH

SIZE	STOCK NO	EACH
<b>Raised Face, Class 150, Standard Bore</b>		
1"	1WEWNFI	34.84
1 1/2"	112WEWNFI	34.84
2"	2WEWNFI	30.09
2 1/2"	212WEWNFI	32.74
3"	3WEWNFI	37.48
4"	4WEWNFI	45.05
5"	5WEWNFI	69.15
6"	6WEWNFI	65.66
8"	8WEWNFI	115.76
10"	100WEWNFI	186.00
12"	120WEWNFI	270.57
14"	140WEWNFI	357.21
16"	160WEWNFI	484.25
18"	180WEWNFI	684.45
20"	200WEWNFI	832.64
<b>Raised Face, Class 150, Extra Strong Bore</b>		
1 1/2"	112WEWNFXI	34.84
2"	2WEWNFXI	30.09
2 1/2"	212WEWNFXI	32.74
3"	3WEWNFXI	37.48
4"	4WEWNFXI	45.05
6"	6WEWNFXI	65.66
<b>Flat Face, Class 150</b>		
2"	2WEWNFFI	30.09
3"	3WEWNFFI	37.48
4"	4WEWNFFI	45.05
5"	5WEWNFFI	69.15
6"	6WEWNFFI	65.66
8"	8WEWNFFI	115.76
10"	100WEWNFFI	186.00
<b>Flat Face, Class 300</b>		
8"	8WE300WNFFI	199.58
<b>Raised Face, Class 300, Extra Strong Bore</b>		
1 1/4"	114WE300WNFXI	42.82
1 1/2"	112WE300WNFXI	42.82
2"	2WE300WNFXI	39.61
3"	3WE300WNFXI	45.23
<b>Raised Face, Class 300, Standard Bore</b>		
2"	2WE300WNFI	39.61
2 1/2"	212WE300WNFI	45.23
3"	3WE300WNFI	45.23
4"	4WE300WNFI	74.37
5"	5WE300WNFI	115.70
6"	6WE300WNFI	115.86
8"	8WE300WNFI	199.58

(04)

## Carbon Steel Lap Joint Flange

Used with SS stub ends

SIZE	STOCK NO	EACH
1"	1WELJFI	25.49
1 1/4"	114WELJFI	25.49
1 1/2"	112WELJFI	25.49
2"	2WELJFI	21.21
3"	3WELJFI	29.28
4"	4WELJFI	35.55
6"	6WELJFI	59.25

# Steel Flange Accessories

(14b)

## Hex Head Cap Screw

SIZE	STOCK NO	EACH
<b>Zinc-Plated</b>		
<b>1/4" Diameter</b>		
1/4"	14X1CASC	.11
<b>5/16" Diameter</b>		
1"	516X1CASC	.17
2"	516X2CASC	.18
<b>3/8" Diameter</b>		
3/4"	38X34CASC	.21
1"	38X1CASC	.28
1 1/4"	38X114CASC	.34
1 1/2"	38X112CASC	.33
2"	38X2CASC	.37
3"	38X3CASC	.65
<b>1/2" Diameter</b>		
1"	12X1CASC	.57
1 1/2"	12X112CASC	.60
2"	12X2CASC	.64
2 1/4"	12X214CASC	.88
2 1/2"	12X212CASC	.86
3"	12X3CASC	1.35
<b>5/8" Diameter</b>		
1 1/4"	58X114CASC	2.11
1 1/2"	58X112CASC	1.16
1 3/4"	58X134CASC	1.45
2"	58X2CASC	1.41
2 1/4"	58X214CASC	1.76
2 1/2"	58X212CASC	2.06
2 3/4"	58X234CASC	1.72
3"	58X3CASC	2.16
3 1/4"	58X314CASC	1.42
3 1/2"	58X312CASC	2.16
4"	58X4CASC	2.66
4 1/2"	58X412CASC	1.98
5"	58X5CASC	4.24
<b>3/4" Diameter</b>		
2"	34X2CASC	2.22
2 1/4"	34X214CASC	2.74
2 1/2"	34X212CASC	2.40
2 3/4"	34X234CASC	4.37
3"	34X3CASC	1.86
3 1/4"	34X314CASC	3.90
3 1/2"	34X312CASC	3.38
3 3/4"	34X334CASC	2.57
4"	34X4CASC	4.78
4 1/2"	34X412CASC	4.77
5 1/2"	34X512CASC	7.40
<b>7/8" Diameter</b>		
2 1/4"	78X214CASC	5.83
2 3/4"	78X234CASC	5.08
3"	78X3CASC	5.04
3 3/4"	78X334CASC	5.40
4"	78X4CASC	5.72
4 1/2"	78X412CASC	15.80
5"	78X5CASC	8.33
<b>1" Diameter</b>		
4 1/2"	1X412CASC	8.82
5"	1X5CASC	10.84
<b>1 1/8" Diameter</b>		
5 1/2"	118X512CASC	14.88

(14b)

## Stainless Steel Heavy Hex Nut

SIZE	STOCK NO	EACH
3/8"	38SSHENU	.41
1/2"	12SSHENU	1.06
5/8"	58SSHENU	1.59

## Stainless Steel Washer

SIZE	STOCK NO	EACH
3/8"	38SSWA	.11
1/2"	12SSWA	.23
5/8"	58SSWA	.46

## Zinc Plated Fender Washers

SIZE, DESCRIPTION	STOCK NO	EACH
1/4" x 1 1/2"	14FEWA	.22
3/8" x 1 1/2"	38FEWA	.17

(14b)

## Cap Nut

3/8" OD • Stainless Steel

FINISH	STOCK NO	EACH
Chrome	38CANU	.61

(14b)

## Hex Nuts only for Cap Screws

SIZE	STOCK NO	EACH
<b>Heavy Zinc-Plated</b>		
1/4"	14GAHENU	.06
3/8"	38GAHENU	.18
1/2"	12GAHENU	.36
5/8"	58GAHENU	.66
3/4"	34GAHENU	1.08
7/8"	78GAHENU	1.81
1"	1GAHENU	4.00
1 1/8"	118GAHENU	2.97

(14b)

## Wrot Washer

SIZE	STOCK NO	EACH
<b>Zinc</b>		
1/4"	14GAWA	.04
3/8"	38GAWA	.08
1/2"	12GAWA	.21
5/8"	58GAWA	.37
3/4"	34GAWA	.51
7/8"	78GAWA	.83
1"	1GAWA	.90

(14b)

## Zinc Hex Nut

SIZE	STOCK NO	EACH
3/8"	38GR5NU	.08

See Page 1407 for Flange Bolting  
for Butterfly Valves

(14b)

## B/7 Stud Boltswith 2 Hex Nuts

SIZE	STOCK NO	EACH
<b>1/2" Diameter</b>		
2 1/2"	12X212STBO	4.16
3"	12X3STBO	4.39
<b>5/8" Diameter</b>		
3"	58X3STBO	5.41
3 1/2"	58X312STBO	5.18
3 3/4"	58X334STBO	5.32
4"	58X4STBO	5.45
5"	58X5STBO	5.95
<b>3/4" Diameter</b>		
3 1/2"	34X312STBO	6.76
4"	34X4STBO	7.13
4 1/4"	34X414STBO	7.32
4 1/2"	34X412STBO	8.95
5"	34X5STBO	7.87
5 3/4"	34X512STBO	8.83
5 1/2"	34X534STBO	8.42
<b>7/8" Diameter</b>		
5 1/2"	78X512STBO	11.26

(02)

## Bolt Packs

150# 1/16" non-asbestos ring gasket  
with hex head cap screws and hex nuts.

NOM PIPE SIZE	BOLT SIZE	STOCK NO	EACH
2"	5/8 x 2 3/4"	2BOPA	11.76
2 1/2"	5/8 x 3"	212BOPA	12.11
3"	5/8 x 3"	3BOPA	12.60
4"	5/8 x 3"	4BOPA	23.42
5"	3/4 x 3 1/4"	5BOPA	38.91
6"	3/4 x 3 1/4"	6BOPA	41.84
8"	3/4 x 3 1/2"	8BOPA	40.23
10"	7/8 x 3 3/4"	100BOPA	121.12
12"	7/8 x 4"	120BOPA	124.66

# Flange Gaskets and Packing

(02)

## Standard Non-Asbestos Gasketing

Light green with Nitrile binder  
Maximum continuous operating temp. 400° F.  
Suitable for water, hydrocarbons, oil, gasoline,  
150 psi steam

PIPE SIZE	STOCK NO	EACH
<b>150 # 1/16" Thick Ring Gaskets</b>		
1"	1RIGA	.74
1 1/4"	114RIGA	.86
1 1/2"	112RIGA	1.01
2"	2RIGA	1.58
2 1/2"	212RIGA	1.98
3"	3RIGA	2.32
4"	4RIGA	3.47
5"	5RIGA	4.51
6"	6RIGA	4.46
8"	8RIGA	6.74
10"	100RIGA	9.38
12"	120RIGA	13.81
14"	140RIGA	16.43
16"	160RIGA	20.91
18"	18RIGA	24.35
<b>150 # 1/16" Thick Full Face Gaskets</b>		
1"	1FLGA	1.43
1 1/4"	114FLGA	1.63
1 1/2"	112FLGA	1.88
2"	2FLGA	2.77
2 1/2"	212FLGA	3.56
3"	3FLGA	4.04
4"	4FLGA	5.59
5"	5FLGA	7.01
6"	6FLGA	7.25
8"	8FLGA	10.60
<b>300 # 1/16" Thick Ring Gaskets</b>		
1 1/4"	114XHRIGA	.95
1 1/2"	112XHRIGA	1.19
2"	2XHRIGA	1.69
2 1/2"	212XHRIGA	2.13
3"	3XHRIGA	2.67
4"	4XHRIGA	3.69
5"	5XHRIGA	5.29
6"	6XHRIGA	5.79
8"	8XHRIGA	8.37
<b>60x60" Sheet</b>		
1/16"	116GRSHPA	209.44

## Klinger® Quantum Gaskets

This material is suitable for use in oils, water, steam, gases, salt solutions, fuels, alcohols, weak organic and inorganic acids, hydrocarbons, lubricants and refrigerants. Klinger® Quantum is manufactured with a high-quality fiber and filler compound reinforced with a high temperature resistant HNBR matrix.

**150# 1/16" • Meets NSF 61 Specifications**

SIZE	STOCK NO	EACH
1/2"	12QRIGA	2.67
3/4"	34QRIGA	3.66
1"	1QRIGA	4.85
1 1/2"	112QRIGA	7.75
2"	2QRIGA	11.61
3"	3QRIGA	19.21
4"	4QRIGA	31.01
6"	6QRIGA	39.08
8"	8QRIGA	60.24



(02)

## Black EPDM Gaskets

Maximum Temperature 275°F

SIZE	STOCK NO	EACH
<b>150 # 1/8" Thick Full Face Gaskets</b>		
3/4"	3418FLGA	2.88
1"	118FLGA	3.32
1 1/4"	11418FLGA	3.83
1 1/2"	11218FLGA	4.40
2"	218FLGA	6.48
2 1/2"	21218FLGA	8.44
3"	318FLGA	9.53
4"	418FLGA	13.31
5"	518FLGA	16.69
6"	618FLGA	17.25
8"	818FLGA	24.75
<b>Hand-Hole Gaskets</b>		
2 1/2 x 3 1/2 x 1/2"	212X312X12HHGA	11.88
3 x 4 x 1/2"	3X4X12HHGA	13.07
3 x 4 1/2 x 1/2"	3X412X12HHGA	13.66
3 1/2 x 4 1/2 x 1/2"	312X412X12HHGA	14.85
3 1/2 x 4 1/2 x 5/8"	312X412X58HHGA	14.85
4 x 6 x 5/8"	4X6X58HHGA	16.83
4 x 6 x 3/4"	4X6X34HHGA	19.01
<b>Man-Hole Gaskets</b>		
10 x 14 x 1 1/4"	10X14X114MHGA	77.64
10 x 15 x 1 1/4"	10X15X114MHGA	74.25
11 x 15 x 1"	11X15X11MHGA	73.66
11 x 15 x 1 1/4"	11X15X114MHGA	74.25

(02)

## Bolt Packs

150# 1/16" non-asbestos ring gasket with hex head cap screws and hex nuts.

NOM PIPE SIZE	BOLT SIZE	STOCK NO	EACH
2"	5/8 x 2 3/4"	2BOPA	11.76
2 1/2"	5/8 x 3"	212BOPA	12.11
3"	5/8 x 3"	3BOPA	12.60
4"	5/8 x 3"	4BOPA	23.42
5"	3/4 x 3 1/4"	5BOPA	38.91
6"	3/4 x 3 1/4"	6BOPA	41.84
8"	3/4 x 3 1/2"	8BOPA	40.23
10"	7/8 x 3 3/4"	100BOPA	121.12
12"	7/8 x 4"	120BOPA	124.66

(02)

## Red Rubber Gasketing

Maximum temperature 180°F.

PIPE SIZE	STOCK NO	EACH
<b>150 # 1/16" Thick Ring Gaskets</b>		
2"	2RRRIGA	1.43
2 1/2"	212RRRIGA	1.81
3"	3RRRIGA	2.11
4"	4RRRIGA	3.12
6"	6RRRIGA	4.04
8"	8RRRIGA	5.82
<b>150 # 1/16" Thick Full Face Gaskets</b>		
2"	2RRFLGA	2.50
2 1/2"	212RRFLGA	3.21
3"	3RRFLGA	3.59
4"	4RRFLGA	5.00
5"	5RRFLGA	6.26
6"	6RRFLGA	6.48
8"	8RRFLGA	9.21

## 36" Wide Sheets

Priced per running foot.

THICKNESS	APPROX ROLL LENGTH	STOCK NO	FT
1/16"	59'	116RUSHPA	10.96
3/32"	39'	332RUSHPA	22.42
1/8"	30'	18RUSHPA	21.98
3/16"	19'	316RUSHPA	32.99
1/4"	14'	14RUSHPA	43.96

Rolls are approximately 100 lb.

## Neoprene/Nitrile Blend Gaskets

Max. operating Temp. 190°F

Primary application: PVC or CPVC flanges

**150# 1/8" thick full face**

SIZE	STOCK NO	EACH
2"	2PVFLGA	2.19
2 1/2"	212PVFLGA	5.62
3"	3PVFLGA	6.33
4"	4PVFLGA	8.41
6"	6PVFLGA	11.35

(02)

## Dielectric Insulation Kit for 150# Flanges

Full face neoprene-faced phenolic gaskets with mylar sleeves and phenolic washers.

**Maximum continuous working temp. 175°F.**

SIZE	STOCK NO	PRICE
2 1/2"	212INKI	102.11
3"	3INKI	105.34
4"	4INKI	188.45
6"	6INKI	245.57



# Flange Gaskets & Packing

(02)

## Spiral Wound Metallic Ring Gaskets

### Type RW

Carbon steel outer ring, T304 stainless steel windings with mica graphite filler, no inner ring. Maximum temperature 500°F.

PIPE SIZE	STOCK NO	EACH
<b>150#</b>		
1"	1SPFLGA	4.85
1½"	112SPFLGA	5.59
2"	2SPFLGA	5.79
2½"	212SPFLGA	6.59
3"	3SPFLGA	7.75
4"	4SPFLGA	10.54
5"	5SPFLGA	13.66
6"	6SPFLGA	15.69
8"	8SPFLGA	20.10
10"	10SPFLGA	24.92
12"	12SPFLGA	36.77
<b>300#</b>		
1"	1300SPFLGA	4.90
1¼"	114300SPFLGA	5.35
1½"	112300SPFLGA	5.82
2"	2300SPFLGA	6.29
2½"	212300SPFLGA	6.89
3"	3300SPFLGA	8.17
4"	4300SPFLGA	10.87
5"	5300SPFLGA	14.11
6"	6300SPFLGA	16.07
8"	8300SPFLGA	21.98



(02)

## Spiral Wound Gaskets

### Style CGI - Flexible Graphite Filler

Spiral Wound Gasket Style CG with internal ring for an additional compression limiting stop, with Flexible Graphite filler material. Maximum temperature 842°F.

PIPE SIZE	STOCK NO	EACH
<b>150#</b>		
1½"	112SPFLGACGI	8.49
2"	2SPFLGACGI	9.68
2½"	212SPFLGACGI	11.73
3"	3SPFLGACGI	12.57
4"	4SPFLGACGI	16.63
5"	5SPFLGACGI	23.23
6"	6SPFLGACGI	24.60
8"	8SPFLGACGI	39.74
10"	10SPFLGACGI	52.66
12"	12SPFLGACGI	61.51
<b>300#</b>		
1½"	112300SPFLGACGI	9.27
2"	2300SPFLGACGI	9.80
2½"	212300SPFLGACGI	11.85
3"	3300SPFLGACGI	13.22
4"	4300SPFLGACGI	16.87
6"	6300SPFLGACGI	25.49
8"	8300SPFLGACGI	37.04
10"	10300SPFLGACGI	50.01
12"	12300SPFLGACGI	63.20

(02)

## Braided Non-Asbestos Packing in 1 Pound Spools

### Packmaster # 1

- Combination of resilient non-asbestos fibers and PTFE impregnation offers a non-contaminating, general service, clean, reliable packing.
- Typical applications are rotary, centrifugal, or reciprocating pumps, and valve stems for such services as mild acids and alkalis, air and dry industrial gases, petroleum and synthetic oils, aromatic and aliphatic solvents, and steam
- Max. temp. 500°F
- pH 4-10
- Shaft speed 1500 FPM
- Pressure 300 psi (rotary/centrifugal)
- Lattice braid construction.

SIZE	STOCK NO	EACH
¾"	38PM1	96.53

### Packmaster # 2

- A combination of petroleum lubricants and graphite permeates the non-asbestos yarns to produces packing suited for services in hot and cold water, alcohol, very mild acids and alkalis, and steam.
- Typical services are rotary, centrifugal and reciprocating pumps, low pressure valves, and gasketing applications or other non-critical static sealing services.
- Max. temp. 500°F
- pH 4-10
- Shaft speed 1500 FPM
- Pressure 300 psi (rotary/centrifugal)
- Lattice braid construction.

SIZE	STOCK NO	EACH
¼"	14PM2	96.53
5/16"	516PM2	96.53
¾"	38PM2	96.53
7/16"	716PM2	96.53
½"	12PM2	96.53

### Packmaster #3

- Soft and resilient non-asbestos packing saturated with petrolatum and graphite to offer added sealability. Suitable for older equipment with worn bearings or scored shafts.
- Commonly used for distillation units, cooling water systems, diesel and lubricating oils where low to medium pressures are encountered. Can also be used for hot and cold water, very mild acids and alkalis, and steam for low pressure valves, rotary, centrifugal and reciprocating pumps, and low pressure static seals.
- Max. temp. 500°F
- pH 4-10
- Shaft speed 1000 FPM
- Pressure 200 psi (rotary/centrifugal)
- Square braid construction.

SIZE	STOCK NO	EACH
⅛"	18PM3	96.53

(02)

## Sealex® PTFE (Teflon) Gasketing

### for Making up Flange Gaskets on the Job

Temps to 500°F

Cut slightly longer than desired circumference and cross ends next to a bolt hole.

### Recommended sizes for 150# flanges:

¼"	1½ - 3"
⅜"	4-10"
½"	12"
⅝"	14" or larger.

SIZE	STOCK NO	EACH
¾" x 25'	38X25TJS	213.10

(02)

## Packing Hooks

Use in pairs for easier removal of packing.

SIZE	STOCK NO	EACH
6 x ¼"	1PAHO	29.52

(02)

## Style 9850 High Temp Gaskets

Composed of carbon fibers with a nitrile binder. Suitable for water, hydrocarbons, oil, gasoline, steam & most refrigerants, max pressure 2000 psi

Maximum continuous operating temp. 650° F.

PIPE SIZE	STOCK NO	EACH
-----------	----------	------

### 150 # 1/16" Thick Ring Gaskets

¾"	34GARRIGA	3.54
1"	1GARRIGA	3.54
1¼"	114GARRIGA	4.51
1½"	112GARRIGA	5.62
2"	2GARRIGA	8.46
2½"	212GARRIGA	11.61
3"	3GARRIGA	14.01
3½"	312GARRIGA	19.51
4"	4GARRIGA	22.60
5"	5GARRIGA	28.84
6"	6GARRIGA	28.51

### 150 # 1/16" Thick Full Face Gaskets

¾"	34GARFLGA	7.33
1"	1GARFLGA	8.76
1¼"	114GARFLGA	10.30
1½"	112GARFLGA	12.00
2"	2GARFLGA	17.35
2½"	212GARFLGA	23.44
3"	3GARFLGA	26.82
3½"	312GARFLGA	34.30
4"	4GARFLGA	38.41
5"	5GARFLGA	47.55
6"	6GARFLGA	49.30

### 300 # 1/16" Thick Ring Gaskets

¾"	34XHGARRIGA	3.54
1"	1XHGARRIGA	4.16
1¼"	114XHGARRIGA	5.22
1½"	112XHGARRIGA	6.89
2"	2XHGARRIGA	9.45
2½"	212XHGARRIGA	12.80
3"	3XHGARRIGA	16.66
3½"	312XHGARRIGA	20.25
4"	4XHGARRIGA	24.26
5"	5XHGARRIGA	34.57
6"	6XHGARRIGA	38.31

### 300 # 1/16" Thick Full Face Gaskets

¾"	34XHGARFLGA	9.18
1"	1XHGARFLGA	10.96
1¼"	114XHGARFLGA	12.89
1½"	112XHGARFLGA	15.00
2"	2XHGARFLGA	21.68
2½"	212XHGARFLGA	29.28
3"	3XHGARFLGA	33.53
3½"	312XHGARFLGA	42.89
4"	4XHGARFLGA	47.99
5"	5XHGARFLGA	59.43
6"	6XHGARFLGA	61.63



**PAINTED**

## No. 10 90° Grooved Elbows

SIZE	STOCK NO	EACH
2"	.2V10	194.62
2½"	.212V10	194.62
3"	.3V10	339.75
4"	.4V10	369.56
5"	.5V10	874.12
6"	.6V10	1027.12
8"	.8V10	2131.31
10"	.10V10	3939.75
<b>Quickvic™ Fittings</b>		
2"	2QV10	90.00
2½"	212QV10	105.00
3"	3QV10	165.00
4"	4QV10	202.00
6"	6QV10	315.00
8"	8QV10	475.00

## No. 10 90° Grooved Elbows

**GALVANIZED**

SIZE	STOCK NO	EACH
2"	2V10G	255.94
2½"	212V10G	255.94
3"	3V10G	424.12
4"	4V10G	515.81
5"	5V10G	1128.94
6"	6V10G	1357.31
8"	8V10G	2805.18



**PAINTED**

## No. 11 45° Grooved Elbows

SIZE	STOCK NO	EACH
2"	.2V11	194.62
2½"	.212V11	194.62
3"	.3V11	339.75
4"	.4V11	369.56
5"	.5V11	874.12
6"	.6V11	1027.12
8"	.8V11	2131.31
10"	.10V11	2556.56
<b>Quickvic™ Fittings</b>		
2"	2QV11	90.00
2½"	212QV11	105.00
3"	3QV11	165.00
4"	4QV11	202.00
6"	6QV11	315.00
8"	8QV11	320.00

## No. 11 45° Grooved Elbows

**GALVANIZED**

SIZE	STOCK NO	EACH
2½"	212V11G	245.25
3"	3V11G	399.94
4"	4V11G	477.56
5"	5V11G	1083.37
6"	6V11G	1294.87
8"	8V11G	2671.87

## No. 12 22½° Grooved Elbow

**PAINTED**

SIZE	STOCK NO	EACH
3"	.3V12	303.19
4"	.4V12	398.81
6"	.6V12	1108.12



**PAINTED**

## No. 13 11¼° Grooved Elbow

SIZE	STOCK NO	EACH
3"	.3V13	303.19
4"	.4V13	369.56
6"	.6V13	1108.12

## (07) CTS Flange Grooved



SIZE	STOCK NO	EACH
2½"	BSRG025	121.41
3"	BSRG003	145.69
4"	BSRG004	220.60
5"	BSRG005	275.00
6"	BSRG006	320.35
8"	BSRG008	361.75



**PAINTED**

## No. 20 Grooved Tee

SIZE	STOCK NO	EACH
2"	2V20	299.25
2½"	.212V20	299.25
3"	3V20	407.81
4"	4V20	619.31
5"	5V20	1437.19
6"	6V20	1657.69
8"	8V20	3625.87
10"	10V20	4712.62

### Quickvic™ Fittings

2"	2QV20	141.00
2½"	212QV20	156.00
3"	3QV20	198.00
4"	4QV20	339.00
6"	6QV20	508.00
8"	8QV20	575.00

## No. 20 Grooved Tee

**GALVANIZED**

SIZE	STOCK NO	EACH
2½"	212V20G	388.69
3"	3V20G	558.00
4"	4V20G	839.81
5"	5V20G	1821.94
6"	6V20G	2260.12
8"	8V20G	4755.93



**PAINTED**

## No. 25 Reducing Tees

SIZE	STOCK NO	EACH
2½ x 2"	212X2V25	626.62
3 x 1½"	.3X112V25	552.94
3 x 2"	3X2V25	552.94
3 x 2½"	3X212V25	552.94
4 x 2"	4X2V25	744.19
4 x 2½"	4X212V25	744.19
4 x 3"	4X3V25	744.19
5 x 2½"	5X212V25	1463.62
5 x 3"	5X3V25	1463.62
5 x 4"	5X4V25	1584.00
6 x 2½"	6X212V25	1743.19
6 x 3"	6X3V25	1743.19
6 x 4"	6X4V25	1743.19
6 x 5"	6X5V25	1743.19
8 x 4"	8X4V25	3625.87
8 x 5"	8X5V25	3625.87
8 x 6"	8X6V25	3625.87
10 x 8"	10X8V25	4038.75

## No. 25 Reducing Tees

**GALVANIZED**

SIZE	STOCK NO	EACH
3 x 2½"	3X212V25G	712.12
4 x 2"	4X2V25G	973.12
4 x 2½"	4X212V25G	973.12
4 x 3"	4X3V25G	973.12
5 x 3"	5X3V25G	1841.62
5 x 4"	5X4V25G	2000.81
6 x 2½"	6X212V25G	2288.25
6 x 3"	6X3V25G	2288.25
6 x 4"	6X4V25G	2288.25
8 x 6"	8X6V25G	4735.68

## Steam Rated

### No. 870 Rigid Coupling

- For use on schedules 40 and 80 carbon steel pipe
- Saturated steam systems up to 150 psi/1034 kPa/10 bar
- -20°F to +366°F
- Spring-energized PTFE composite seal
- Designed in accordance with ASME B31.1, ASME B31.3 & ASME B31.9



SIZE	STOCK NO	EACH
2"	2V870	1264.00
2½"	212V870	1524.00
3"	3V870	1600.00
4"	4V870	1869.00

### OGS-200 90° Grooved Elbows

- For use on schedules 40 and 80 carbon steel pipe
- Designed in accordance with ASME B31.1, ASME B31.3 & ASME B31.9



SIZE	STOCK NO	EACH
2"	2V890	397.00
2½"	212V890	564.00
3"	3V890	806.00
4"	4V890	1481.00

### OGS-200 45° Grooved Elbows

- For use on schedules 40 and 80 carbon steel pipe
- Designed in accordance with ASME B31.1, ASME B31.3 & ASME B31.9



SIZE	STOCK NO	EACH
2"	2V811	313.00
2½"	212V811	413.00
3"	3V811	567.00
4"	4V811	992.00

### OGS-200 Grooved Tees

- For use on schedules 40 and 80 carbon steel pipe
- Designed in accordance with ASME B31.1, ASME B31.3 & ASME B31.9



SIZE	STOCK NO	EACH
2"	2V820	636.00
2½"	212V820	958.00
3"	3V820	1339.00
4"	4V820	2400.00

### No. 60 Cap



PAINTED

SIZE	STOCK NO	EACH
2"	2V60	166.50
2½"	212V60	166.50
3"	3V60	166.50
4"	4V60	177.75
5"	5V60	407.81
6"	6V60	407.25
8"	8V60	774.00
10"	10V60	1350.00

### No. 60 Cap

GALVANIZED

SIZE	STOCK NO	EACH
2"	2V60G	195.75
2½"	212V60G	195.75
3"	3V60G	195.75
4"	4V60G	231.75
5"	5V60G	545.62
6"	6V60G	545.62
8"	8V60G	1022.62



### No. 741 Flange

GALVANIZED

NOM. SIZE	PIPE O.D.	STOCK NO	EACH
2½"	2.875	212V741G	967.50
3"	3.500	3V741G	1046.25
4"	4.500	4V741G	1399.50
5"	5.563	5V741G	1621.12
6"	6.625	6V741G	1776.94
8"		8V741G	2067.75

### No. 741-E Flange

With E-Gasket



NOM. SIZE	PIPE O.D.	STOCK NO	EACH
2"	2.375	2V741E	633.94
2½"	2.875	212V741E	785.81
3"	3.500	3V741E	848.25
4"	4.500	4V741E	1129.50
5"	5.563	5V741E	1311.75
6"	6.625	6V741E	1429.87
8"		8V741E	1614.37

### Flange Metal Washer

For 741 Series Flange

SIZE	STOCK NO	EACH
2½"	212FLMEWA	42.87
3"	3FLMEWA	50.91
4"	4FLMEWA	54.21
5"	5FLMEWA	63.42
6"	6FLMEWA	73.75
8"	8FLMEWA	91.64

**PAINTED**

## No. 177 Quickvic™ Flexible Coupling

With EHP Gasket



NOM. SIZE	PIPE O.D.	STOCK NO	EACH
2"	2.375	2V177	166.50
2½"	2.875	212V177	193.50
3"	3.500	3V177	212.06
4"	4.500	4V177	306.56
5"	5.563	5V177	487.69
6"	6.625	6V177	542.81
8"	8.625	8V177	931.50

**PAINTED**

## No. 75 Flexible Coupling

With E Gasket



NOM. SIZE	PIPE O.D.	STOCK NO	EACH
2"	2.375	2V75	199.80
2½"	2.875	212V75	232.20
3"	3.500	3V75	254.47
4"	4.500	4V75	367.87
5"	5.563	5V75	551.47
6"	6.625	6V75	651.37
8"	8.625	8V75	1054.35

## E Gaskets ONLY

SIZE	STOCK NO	EACH
<b>For 07/75/77 Series</b>		
2"	2V GAS07E	110.70
2½"	212V GAS07E	127.57
3"	3V GAS07E	135.67
4"	4V GAS07E	169.42
5"	5V GAS07E	218.02
6"	6V GAS07E	233.55
8"	8V GAS07E	317.25
<b>For 107/177 Series</b>		
2"	2V GAS107E	130.50
2½"	212V GAS107E	141.19
3"	3V GAS107E	159.19
4"	4V GAS107E	212.06
5"	5V GAS107E	317.81
6"	6V GAS107E	353.25
8"	8V GAS107E	424.69
<b>For 741 Series</b>		
2"	2V GAS741E	75.37
2½"	212V GAS741E	87.19
3"	3V GAS741E	93.94
4"	4V GAS741E	119.81
5"	5V GAS741E	142.87
6"	6V GAS741E	159.19
8"	8V GAS741E	212.06

## T Grade Gaskets ONLY

Recommended for petroleum products, air with oil vapors, vegetable and mineral oils within the specified temperature range. (-20°F to 150°F)

**For 107/177 Series**

SIZE	STOCK NO	EACH
2½"	212VGAS107T	162.00
3"	3VGAS107T	147.37
4"	4VGAS107T	196.31
5"	5VGAS107T	317.81
6"	6VGAS107T	326.81



**PAINTED**

## Quickvic™ Rigid Coupling

**No. 107V with EHP Gasket**

SIZE	STOCK NO	EACH
2"	2V107V	165.94
2½"	212V107V	187.87
3"	3V107V	217.12
4"	4V107V	300.37
5"	5V107V	387.00
6"	6V107V	505.69
8"	8V107V	798.75
10"	10V107V	1544.62

## No. 107 Quickvic™ Rigid Coupling

With EHP Gasket

**GALVANIZED**

NOM. SIZE	PIPE O.D.	STOCK NO	EACH
2"	2.375	2V107EG	208.69
2½"	2.875	212V107EG	236.81
3"	3.500	3V107EG	254.81
4"	4.500	4V107EG	358.31
5"	5.563	5V107EG	465.75
6"	6.625	6V107EG	657.56
8"	8.625	8V107EG	960.19



**PAINTED**

## No. 99 Roust A Bout Coupling

With E Gasket

SIZE	STOCK NO	EACH
2"	2V99	724.00
2½"	212V99	724.00
3"	3V99	1055.00
4"	4V99	1220.00
5"	5V99	1726.00
6"	6V99	2109.00
8"	8V99	3714.00
10"	10V99	4818.00
12"	12V99	6045.99

**PAINTED**

## No. 750 Reducing Coupling

With E Gasket

SIZE	STOCK NO	EACH
2½ x 2"	212X2V750	338.85
3x2"	3X2V750	382.72
3x2½"	3X212V750	334.12
4x2"	4X2V750	604.12
4x2½"	4X212V750	541.35
4x3"	4X3V750	508.95
5x4"	5X4V750	679.72
6x4"	6X4V750	1021.95
6x5"	6X5V750	897.75



**PAINTED**

## No. 50 GxG Grooved Concentric Reducer

SIZE	STOCK NO	EACH
2½ x 2"	212X2V50	226.69
3x2"	3X2V50	201.37
3x2½"	3X212V50	272.25
4x2"	4X2V50	266.62
4x2½"	4X212V50	327.94
4x3"	4X3V50	327.94
5x2½"	5X212V50	662.06
5x3"	5X3V50	378.56
5x4"	5X4V50	450.56
6x3"	6X3V50	594.00
6x4"	6X4V50	522.00
6x5"	6X5V50	766.12
8x4"	8X4V50	1055.25
8x5"	8X5V50	1055.25
8x6"	8X6V50	1337.62
10x8"	10X8V50	2623.50

## No. 50 GxG Grooved Concentric Reducer

**GALVANIZED**

SIZE	STOCK NO	EACH
2½ x 2"	212X2V50G	266.62
3x2½"	3X212V50G	327.94
4x2½"	4X212V50G	397.69
4x3"	4X3V50G	397.69
5x4"	5X4V50G	561.37
6x4"	6X4V50G	672.19
6x5"	6X5V50G	947.81
8x6"	8X6V50G	1675.12

## No. 52 Grooved x MIP Concentric Reducer

**PAINTED**

SIZE	STOCK NO	EACH
2½ x 2"	212X2V52	236.81
3x2"	3X2V52	289.69
3x2½"	3X212V52	348.19
4x2"	4X2V52	350.44
4x3"	4X3V52	429.19

## No. 52 Grooved x MIP Concentric Reducer

**GALVANIZED**

SIZE	STOCK NO	EACH
2½ x 2"	212X2V52G	289.69
3x2"	3X2V52G	345.37
3x2½"	3X212V52G	407.81
4x2"	4X2V52G	417.37
4x3"	4X3V52G	505.12



**PAINTED**

## No. 51 Grooved Eccentric Reducer

SIZE	STOCK NO	EACH
3x2"	3X2V51	534.37
3x2½"	3X212V51	534.37
4x2½"	4X212V51	649.69
4x3"	4X3V51	649.69
5x3"	5X3V51	2929.50
5x4"	5X4V51	879.75
6x3"	6X3V51	1167.19
6x4"	6X4V51	1023.75
6x5"	6X5V51	1227.37
8x4"	8X4V51	5112.56
8x5"	8X5V51	5112.56
8x6"	8X6V51	2061.56





PAINTED

## No. 80 Female Threaded Adapter

Ductile Iron

SIZE	STOCK NO	EACH
2" . . . . .	2V80	345.37
2 1/2" . . . . .	212V80	345.37
3" . . . . .	3V80	398.81

PAINTED



## No. 40 Grooved X Threaded Black Adapter Nipple

SIZE	STOCK NO	EACH
1/2 x 4" . . . . .	112X4V40	119.81
2 x 4" . . . . .	2X4V40	119.81
2 1/2 x 4" . . . . .	212X4V40	137.81
3 x 4" . . . . .	3X4V40	166.50
4 x 6" . . . . .	4X6V40	268.87
5 x 6" . . . . .	5X6V40	549.00



PAINTED



## No. 920 Mechanical Tees

Clamp-on Type with FIP outlet  
Run x Branch

SIZE	STOCK NO	EACH
2 x 1/2" . . . . .	2X12V920	217.35
2 x 3/4" . . . . .	2X34V920	217.35
2 x 1" . . . . .	2X1V920	217.35
2 x 1 1/4" . . . . .	2X114V920	250.42
2 x 1 1/2" . . . . .	2X112V920	250.42
2 1/2 x 1/2" . . . . .	212X12V920	217.35
2 1/2 x 3/4" . . . . .	212X34V920	217.35
2 1/2 x 1" . . . . .	212X1V920	217.35
2 1/2 x 1 1/4" . . . . .	212X114V920	303.75
2 1/2 x 1 1/2" . . . . .	212X112V920	303.75
3 x 1/2" . . . . .	3X12V920	250.42
3 x 3/4" . . . . .	3X34V920	250.42
3 x 1" . . . . .	3X1V920	250.42
3 x 1 1/4" . . . . .	3X114V920	313.20
3 x 1 1/2" . . . . .	3X112V920	313.20
3 x 2" . . . . .	3X2V920	360.45
4 x 1 1/2" . . . . .	4X12V920	311.85
4 x 3/4" . . . . .	4X34V920	311.85
4 x 1" . . . . .	4X1V920	311.85
4 x 1 1/4" . . . . .	4X114V920	363.82
4 x 1 1/2" . . . . .	4X112V920	378.67
4 x 2" . . . . .	4X2V920	378.67
4 x 2 1/2" . . . . .	4X212V920	394.87
4 x 3" . . . . .	4X3V920	420.52
5 x 1 1/2" . . . . .	5X112V920	461.02
5 x 2" . . . . .	5X2V920	461.02
6 x 1 1/2" . . . . .	6X112V920	472.50
6 x 2" . . . . .	6X2V920	472.50
6 x 2 1/2" . . . . .	6X212V920	508.95
6 x 3" . . . . .	6X3V920	540.67
6 x 4" . . . . .	6X4V920	599.40



GALVANIZED

## No. 920 Mechanical Tees

Clamp-on Type with FIP outlet  
Run x Branch

SIZE	STOCK NO	EACH
2 1/2 x 3/4" . . . . .	212X34V920G	271.35
2 1/2 x 1" . . . . .	212X1V920G	271.35
3 x 1" . . . . .	3X1V920G	303.75
3 x 1 1/4" . . . . .	3X114V920G	390.82
3 x 1 1/2" . . . . .	3X112V920G	390.82
3 x 2" . . . . .	3X2V920G	446.17
4 x 1" . . . . .	4X1V920G	371.92
4 x 1 1/2" . . . . .	4X112V920G	475.87
4 x 2" . . . . .	4X2V920G	479.92
4 x 2 1/2" . . . . .	4X212V920G	509.62
6 x 2" . . . . .	6X2V920G	604.12
6 x 3" . . . . .	6X3V920G	692.55
6 x 4" . . . . .	6X4V920G	776.92

## No. 647 Clearflow Dielectric Waterway Fittings



For continuous use at temperatures up to 225°F  
and for pressures up to 300psi.

SIZE	STOCK NO	EACH
<b>MPT x MPT</b>		
1/2 x 3" . . . . .	12X3TV647	170.00
3/4 x 3" . . . . .	34X3TV647	170.00
1 x 4" . . . . .	1X4TV647	254.00
1 1/4 x 4" . . . . .	114X4TV647	354.00
1 1/2 x 4" . . . . .	112X4TV647	425.00
2 x 4" . . . . .	2X4TV647	484.00
2 1/2 x 6" . . . . .	212X6TV647	650.00
<b>GRV x MPT</b>		
1 1/2 x 4" . . . . .	112X4TVG647	476.00
2 x 4" . . . . .	2X4TVG647	484.00

## (18) LA-CO Gasket Lube

DESCRIPTION	STOCK NO	EACH
1 Quart . . . . .	QTGALU	23.29

## (09v) Victaulic Gasket Lube

DESCRIPTION	STOCK NO	EACH
1 Quart . . . . .	QTLUBE	350.44

## Tego Dielectric Waterway Fittings <sup>(2)</sup>



## Tego Dielectric Waterway Fittings

Steel exterior with polymer lining.  
For continuous use at temperatures up to 225°F  
and for pressures up to 300psi.

SIZE	STOCK NO	EACH
<b>MPT x MPT</b>		
1/2 x 3" . . . . .	5010001	6.09
3/4 x 3" . . . . .	5020001	6.44
1 x 4" . . . . .	5030001	13.61
1 1/4 x 4" . . . . .	5040001	15.78
1 1/2 x 4" . . . . .	5050001	17.65
2 x 4" . . . . .	5060001	21.59
2 1/2 x 6" . . . . .	5070001	46.42
<b>GRV x MPT</b>		
1 1/2 x 4" . . . . .	5050002	20.96
2 x 4" . . . . .	5060002	21.99



## Rental Tools <sup>(41)</sup>



### VG28 Gear Drive

For Grooving 4 – 6" Steel Pipe.

**Requires Power Mule**

STOCK NO	EACH
VG28	39107.93
RENTAL	Call for Pricing



### Power Mule

External Power Source

**For use with VG28**

STOCK NO	EACH
POWERMULE	39094.27
RENTAL	Call for Pricing



### RU1041 Portable Roll Groover

For use with Steel Pipe

STOCK NO	EACH
RU1041RENTAL	Call for Pricing



### VE272SFS VIC-EASY FIELD ROLL GROOVING TOOL

Roll grooves 3/4 – 12" pipe  
(Supplied with 2 – 12" carbon steel roll sets)

**Requires VPD752 or Ridgid 300 Power Drive**


STOCK NO	EACH
VE272SFS	16685.60
RENTAL	Call for Pricing



### VE26C Copper In-Place Manual Roll Groover

2" – 6" Copper

STOCK NO	EACH
VE26C	3920.20
RENTAL	Call for Pricing



### VE226C Copper Tube Groover

2" – 6" Copper

STOCK NO	EACH
VE226C	4391.01
RENTAL	Call for Pricing



### HCT908 Hole Cutting Tool

1/2" – 4"

STOCK NO	EACH
HCT908	7619.87
RENTAL	Call for Pricing

## Grooved Steel



### Series 761 Steel Grooved Butterfly Valves

- Designed to provide bubble-tight shut-off in both directions to 300 PSI
- Ductile Iron ONLY
- EPDM disc

SIZE	STOCK NO	EACH
<b>10-Position Handle with Memory Stop</b>		
2"	V020761SE2	1659.60
2 1/2"	V025761SE2	2044.20
3"	V030761SE2	2132.40
4"	V040761SE2	2544.60
5"	V050761SE2	4531.20
6"	V060761SE2	4784.40
8"	V080761SE2	6219.59
<b>Gear Operator</b>		
8"	V080761SE3	7530.59



### Series 716 Grooved Check Valves Vic-Check

SIZE	STOCK NO	EACH
2 1/2"	212V716H	2259.25
3"	3V716H	2663.50
4"	4V716	2814.87
5"	5V716	4673.37
6"	6V716	5536.99
8"	8V716	7562.62



**For Grooved Copper Fittings  
Please Refer to Page 1118**

# Grooved Fitting Valves <sup>(09)</sup>

victaulic.com

## No. 788 Flanged End Circuit Balancing Valves

- Ductile iron body and Ametal® trim
- Precise flow measurement and balancing
- Positive shut-off with no drip seat
- Provision for connecting to a portable differential (Ft. of head) pressure meter



SIZE	STOCK NO	EACH
2 1/2"	.212V788	2341.60
3"	3V788	3572.80
4"	4V788	4922.40
5"	5V788	8805.59
6"	6V788	11255.99

## No. 789 Grooved End Circuit Balancing Valves

- Ductile iron body and Ametal® trim
- Precise flow measurement and balancing
- Positive shut-off with no drip seat
- Provision for connecting to a portable differential (Ft. of head) pressure meter



SIZE	STOCK NO	EACH
2 1/2"	212V789	2024.80
3"	3V789	3144.80
4"	4V789	4346.40
5"	5V789	7862.39
6"	6V789	10531.19
8"	8V789	22427.98

## No. 790 TA Series Balancing Valve

- For use on heating (not steam), cooling, and potable water systems
- Balancing, pre-setting, measuring, shut-off, and draining (with accessory) capabilities
- Sizes from 1/2" - 2" | DN15 - DN50
- Pressures up to 400 psi | 2758 kPa | 27.6 bar
- Rated from -4°F to 248°F | -20°C to 120°C



SIZE	STOCK NO	EACH
<b>For Potable Water Applications</b>		
1/2"	12V790	297.60
3/4"	34V790	323.20
1"	1V790	452.80
1 1/4"	.114V790	688.80
1 1/2"	.112V790	831.20
2"	2V790	1229.60

## No. 732 Wye-Type Strainer

- Ductile Iron Body
- Access Cap & Coupling
- Type 304 Stainless Steel Basket
- Supplied with an NPT Tap & Plug to Accommodate a Drain or Blow Down Valve.



SIZE	STOCK NO	EACH
2 1/2"	.212V732	3866.40
3"	3V732	4342.80
4"	4V732	4914.60
5"	5V732	7108.79
6"	6V732	7713.59
8"	8V732	11822.39

## No. 786 Sweat End Circuit Balancing Valves

- Full Ametal® copper alloy bodies
- Can be installed in any direction
- Precise flow measurement and balancing
- Positive shut-off with no drip seat
- Drain port suitable for bib fitting



SIZE	STOCK NO	EACH
1/2"	12V786	254.40
3/4"	34V786	267.20
1"	1V786	357.60
1 1/4"	.114V786	544.00
1 1/2"	.112V786	626.40
2"	2V786	938.40

## No. 787 NPT End Circuit Balancing Valves

- Full Ametal® copper alloy bodies
- Can be installed in any direction
- Precise flow measurement and balancing
- Positive shut-off with no drip seat
- Drain port suitable for bib fitting



SIZE	STOCK NO	EACH
1/2"	12V787	247.20
3/4"	34V787	269.60
1"	1V787	362.40
1 1/4"	.114V787	550.40
1 1/2"	.112V787	634.40
2"	2V787	946.40

## KOIL-KIT

### Coil Packs • Threaded

Kit Includes: Series 78U, 786 & 78K

SIZE	STOCK NO	EACH
------	----------	------

### (2) - 24" Hoses included

1/2"	12V79978KH	986.18
3/4"	34V79978KH	1175.85
1"	1V79978KH	1751.63

### Hose not included

1/2"	12V79978K	763.43
3/4"	34V79978K	812.70
1"	1V79978K	1144.13

## KOIL-KIT

### Coil Packs • Threaded • Hose not included

Kit Includes: Series 78U, 787 & 78Y

SIZE	STOCK NO	EACH
1/2"	12V799T	650.03
3/4"	34V799T	696.60
1"	1V799T	1014.53
3/4" x 1/2"	34X12V799T	677.70



(12)

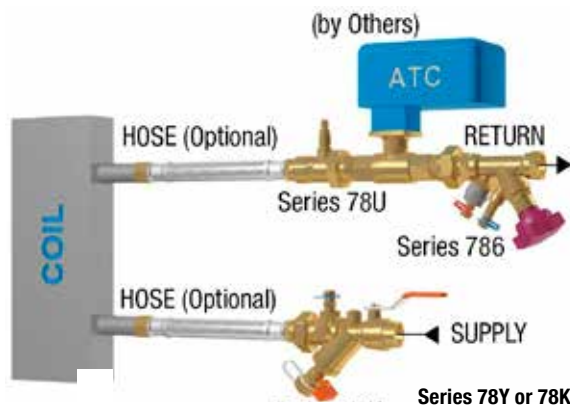
## 9517/19AB Series

**Fixed Orifice Double Regulating Valve**  
300WOG • Water from 15°F to 260°F

SIZE	STOCK NO	EACH
1/2"	129517AB	109.62
1/2" (Low Flow)	129517ABL	109.62
3/4"	349517AB	116.24
1"	19517AB	129.34
<b>SWEAT</b>		
1/2" (Low Flow)	129519ABL	109.62



redwhitevalvecorp.com



## KOIL-KIT

### Coil Packs • Sweat • Hose not included

Kit Includes: Series 78U, 786 & 78Y

SIZE	STOCK NO	EACH
1/2"	12V799	656.10
3/4"	34V799	694.57
1"	1V799	1010.48
1 1/2"	.112V799	1761.07
2"	2V799	2342.92
3/4" x 1/2"	34X12V799	683.78

# Copper Pipe and Tubing <sup>(06)</sup>

camlee.com



## Type M Hard Copper

For General Plumbing with soldered fittings only.  
10' and 20' Lengths

NOMINAL	O.D.	WALL THICKNESS	STOCK NO	PER FOOT
3/8 x 20'	.500	.025	38MH	3.00
1/2 x 10'	.625	.028	12X10MH	3.47
1/2 x 20'	.625	.028	12MH	3.47
3/4 x 10'	.875	.032	34X10MH	5.63
3/4 x 20'	.875	.032	34MH	5.63
1 x 10'	1.125	.035	1X10MH	8.46
1 x 20'	1.125	.035	1MH	8.46
1 1/4 x 10'	1.375	.042	114X10MH	12.54
1 1/4 x 20'	1.375	.042	114MH	12.54
1 1/2 x 10'	1.625	.049	112X10MH	17.24
1 1/2 x 20'	1.625	.049	112MH	17.24
2 x 10'	2.125	.058	2X10MH	26.78
2 x 20'	2.125	.058	2MH	26.78
2 1/2 x 20'	2.625	.065	212MH	38.84
3 x 20'	3.125	.072	3MH	51.57
4 x 20'	4.125	.095	4MH	95.00

## Type L Hard Copper

For General Plumbing  
10' and 20' Lengths

NOMINAL	O.D.	WALL THICKNESS	STOCK NO	PER FOOT
1/4" x 20'	.375	.030	14LH	2.59
3/8" x 20'	.500	.035	38LH	3.78
1/2" x 10'	.625	.040	12X10LH	4.70
1/2" x 20'	.625	.040	12LH	4.70
3/4" x 10'	.875	.045	34X10LH	7.67
3/4" x 20'	.875	.045	34LH	7.67
1" x 10'	1.125	.050	1X10LH	10.92
1" x 20'	1.125	.050	1LH	10.92
1 1/4" x 10'	1.375	.055	114X10LH	14.94
1 1/4" x 20'	1.375	.055	114LH	14.94
1 1/2" x 10'	1.625	.060	112X10LH	19.04
1 1/2" x 20'	1.625	.060	112LH	19.04
2" x 10'	2.125	.070	2X10LH	30.39
2" x 20'	2.125	.070	2LH	30.39
2 1/2" x 10'	2.625	.080	212X10LH	43.51
2 1/2" x 20'	2.625	.080	212LH	43.51
3" x 10'	3.125	.090	3X10LH	60.75
3" x 20'	3.125	.090	3LH	60.75
4" x 10'	4.125	.110	4X10LH	101.72
4" x 20'	4.125	.110	4LH	101.72
5" x 20'	5.125	.125	5LH	149.16
6" x 20'	6.125	.140	6LH	202.57

## Type K Hard Copper

For General Plumbing  
20' Lengths

NOMINAL	O.D.	WALL THICKNESS	STOCK NO	PER FOOT
1/2"	.625	.049	12KH	6.20
3/4"	.875	.065	34KH	11.33
1"	1.125	.065	1KH	14.73
1 1/4"	1.375	.065	114KH	18.31
1 1/2"	1.625	.072	112KH	24.17
2"	2.125	.083	2KH	36.33
2 1/2"	2.625	.095	212KH	53.42
3"	3.125	.100	3KH	73.72

## Type L (ACR) Hard Copper

O.D. WALL THICKNESS STOCK NO PER FOOT

O.D.	WALL THICKNESS	STOCK NO	PER FOOT
<b>20' Lengths</b>			
3/8"	.030	38ACRH	2.75
1/2"	.035	12ACRH	4.14
5/8"	.040	58ACRH	5.36
3/4"	.042	34ACRH	7.17
7/8"	.045	78ACRH	8.55
1 1/8"	.050	118ACRH	12.27
1 3/8"	.055	138ACRH	16.19
1 5/8"	.060	158ACRH	21.03
2 1/8"	.070	218ACRH	32.06
2 5/8"	.080	258ACRH	46.08
3 1/8"	.090	318ACRH	62.29
4 1/8"	.110	418ACRH	111.46
<b>10' Lengths</b>			
5/8"	.040	58X10ACRH	5.36
7/8"	.045	78X10ACRH	8.55
1 1/8"	.050	118X10ACRH	12.27
1 3/8"	.055	138X10ACRH	16.19
1 5/8"	.060	158X10ACRH	21.03
2 1/8"	.070	218X10ACRH	32.06

## Type K Cleaned and Capped Copper

For Oxygen Service

NOMINAL	O.D.	WALL THICKNESS	STOCK NO	PER FOOT
<b>20' Lengths</b>				
1/2"	.625	.049	12KHCC	6.40
3/4"	.875	.065	34KHCC	11.96
1"	1.125	.065	1KHCC	15.24
1 1/4"	1.375	.065	114KHCC	18.81
1 1/2"	1.625	.072	112KHCC	25.26
2"	2.125	.083	2KHCC	37.72

## 032 Wall Hard Copper

O.D.	STOCK NO	PER FOOT
1/4"	14032WL	2.94

## Type L Soft Copper

For General Plumbing  
60' and 100' coils

NOMINAL	O.D.	WALL THICKNESS	STOCK NO	PER FOOT
1/4 x 60'	.375	.030	14X60LS	2.61
1/4 x 100'	.375	.030	14X100LS	2.61
3/8 x 60'	.500	.035	38X60LS	3.87
3/8 x 100'	.500	.035	38X100LS	3.87
1/2 x 60'	.625	.040	12X60LS	5.63
1/2 x 100'	.625	.040	12X100LS	5.63
3/4 x 60'	.875	.045	34X60LS	8.98
3/4 x 100'	.875	.045	34X100LS	8.98
1 x 60'	1.125	.050	1X60LS	12.84
1 x 100'	1.125	.050	1X100LS	12.84
1 1/4 x 60'	1.375	.055	114X60LS	17.25
1 1/2 x 60'	1.625	.060	112X60LS	22.22

## Type K-Soft Copper

For Underground Service and General Plumbing

NOMINAL	O.D.	WALL THICKNESS	STOCK NO	PER FOOT
1/4 x 60'	.375	.035	14X60KS	3.06
1/4 x 100'	.375	.035	14X100KS	3.06
3/8 x 60'	.500	.049	38X60KS	5.52
3/8 x 100'	.500	.049	38X100KS	5.52
1/2 x 60'	.625	.049	12X60KS	6.75
1/2 x 100'	.625	.049	12X100KS	6.75
3/4 x 60'	.875	.065	34X60KS	12.34
3/4 x 100'	.875	.065	34X100KS	12.34
1 x 60'	1.125	.065	1X60KS	16.39
1 x 75'	1.125	.065	1X75KS	16.39
1 x 100'	1.125	.065	1X100KS	16.39
1 1/4 x 60'	1.375	.065	114X60KS	20.26
1 1/2 x 60'	1.625	.072	112X60KS	26.34
2 x 40'	2.125	.083	2X40KS	40.82
<b>20' Lengths</b>				
1 1/2 x 20'	1.625	.072	112X20KS	31.21
2 x 20'	2.125	.083	2X20KS	48.55

## Copper Refrigeration Tube

For Refrigeration purposes

O.D.	WALL THICKNESS	STOCK NO	PER COIL
1/8"	.030	18ACRS	65.75
3/16"	.030	316ACRS	76.86
1/4"	.030	14ACRS	87.55
5/16"	.032	516ACRS	118.71
3/8"	.032	38ACRS	123.77
1/2"	.032	12ACRS	176.07
5/8"	.035	58ACRS	235.67
3/4"	.035	34ACRS	281.16
7/8"	.045	78ACRS	417.33

# Copper Solder Fittings <sup>(07)</sup>

camlee.com



## Straight 90° Elbow

Copper to Copper

SIZE	STOCK NO	EACH
1/8"	18COL	5.80
1/4"	14COL	5.44
3/8"	38COL	5.26
1/2"	12COL	1.90
5/8"	58COL	11.01
3/4"	34COL	4.19
1"	1COL	10.27
1 1/4"	114COL	15.22
1 1/2"	112COL	23.74
2"	2COL	43.22
2 1/2"	212COL	78.84
3"	3COL	112.07
4"	4COL	245.50
5"	5COL	964.37
6"	6COL	1284.80

## Reducing 90° Elbow

1/2 x 1/4"	12X14COL	17.38
1/2 x 3/8"	12X38COL	16.97
3/4 x 1/2"	34X12COL	10.73
3/4 x 5/8"	34X58COL	10.28
1 x 1/2"	1X12COL	21.98
1 x 3/4"	1X34COL	19.66
1 1/4 x 3/4"	114X34COL	99.32
1 1/4 x 1"	114X1COL	49.59
1 1/2 x 1 1/4"	112X114COL	65.17
2 x 1 1/2"	2X112COL	87.80



## 90° Long Radius Elbow

Copper to Copper

SIZE	STOCK NO	EACH
5/16"	516COLRL	9.02
1/4"	14COLRL	7.43
3/8"	38COLRL	9.38
1/2"	12COLRL	8.41
5/8"	58COLRL	8.51
3/4"	34COLRL	10.88
1"	1COLRL	17.49
1 1/4"	114COLRL	28.33
1 1/2"	112COLRL	37.28
2"	2COLRL	98.10
2 1/2"	212COLRL	144.92
3"	3COLRL	191.32



## 180° Return Bend

Copper to Copper

SIZE	STOCK NO	EACH
1/2 x 1 1/8"	12CORB	17.49
3/4 x 2 1/2"	34CORB	30.32
1 x 3"	1CORB	61.25
1 1/4 x 3 3/4"	114CORB	111.61
1 1/2 x 4 1/2"	112CORB	126.54



## 90° Street Elbow

Copper to Fitting

SIZE	STOCK NO	EACH
1/4"	14COSL	9.53
3/8"	38COSL	6.56
1/2"	12COSL	2.86
3/4"	34COSL	6.04
1"	1COSL	15.48
1 1/4"	114COSL	22.75
1 1/2"	112COSL	30.41
2"	2COSL	66.11
2 1/2"	212COSL	103.13
3"	3COSL	144.66
4"	4COSL	320.42



## 90° Long Radius Street Elbow

Fitting to Copper

SIZE	STOCK NO	EACH
1/4"	14COLSL	8.80
1/2"	12COLSL	12.65
5/8"	58COLSL	14.95
3/4"	34COLSL	15.10
1"	1COLSL	25.70
1 1/4"	114COLSL	36.84
1 1/2"	112COLSL	52.60
2"	2COLSL	85.60
3"	3COLSL	260.26



## 45° Straight Elbow

Copper to Copper

SIZE	STOCK NO	EACH
1/4"	14CO45L	9.66
3/8"	38CO45L	8.29
1/2"	12CO45L	3.42
5/8"	58CO45L	14.51
3/4"	34CO45L	5.81
1"	1CO45L	14.59
1 1/4"	114CO45L	19.56
1 1/2"	112CO45L	24.03
2"	2CO45L	40.10
2 1/2"	212CO45L	77.95
3"	3CO45L	108.93
4"	4CO45L	224.24
6"	6CO45L	1281.43



## 45° Street Elbow

Copper to Fitting

SIZE	STOCK NO	EACH
1/4"	14COS45L	14.40
3/8"	38COS45L	12.97
1/2"	12COS45L	4.08
5/8"	58COS45L	23.05
3/4"	34COS45L	5.87
1"	1COS45L	19.66
1 1/4"	114COS45L	24.07
1 1/2"	112COS45L	30.02
2"	2COS45L	47.73
2 1/2"	212COS45L	103.64
3"	3COS45L	131.95
4"	4COS45L	271.17



## 90° Straight Male Elbow

Copper to Male IPS

SIZE	STOCK NO.	EACH
1/2"	12COML	21.08
3/4"	34COML	32.85
1"	1COML	68.92



## 90° Female Elbow

Copper to Female IPS

SIZE	STOCK NO	EACH
<b>Straight</b>		
1/2"	12COFL	18.87
3/4"	34COFL	38.89
1"	1COFL	91.71
1 1/2"	112COFL	128.79
<b>Reducing - Copper to Female</b>		
1/2 x 3/8"	12X38COFL	26.39
3/4 x 1/2"	34X12COFL	54.31
1 x 3/4"	1X34COFL	82.93



## 90° Drop Ear Elbow

Copper to Copper

SIZE	STOCK NO	EACH
1/2"	12CODEL	18.96
3/4"	34CODEL	56.50



## 90° Drop Ear Elbow

Copper to Female IPS

SIZE	STOCK NO	EACH
1/2"	12COFDEL	18.49
3/4"	34COFDEL	35.75
1/2 x 3/8"	12X38COFDEL	36.95
3/4 x 1/2"	34X12COFDEL	65.25



## Flanged Sink Elbow

Copper to Female

SIZE	STOCK NO	EACH
1/2"	12COFSL	31.50



# Copper Solder Fittings (07)

camlee.com



## Straight Tee

Copper All Ways

SIZE	STOCK NO	EACH
1/8"	18COT	10.27
1/4"	14COT	10.85
3/8"	38COT	8.69
1/2"	12COT	3.19
3/4"	34COT	7.69
1"	1COT	23.05
1 1/4"	114COT	31.78
1 1/2"	112COT	47.99
2"	2COT	76.37
2 1/2"	212COT	140.51
3"	3COT	201.95
4"	4COT	472.85



## Reducing Tee

Dimensions are Run x Run x Branch

SIZE	STOCK NO	EACH
3/8 x 3/8 x 1/2"	38X12COT	15.31
1/2 x 1/2 x 3/4"	12X34COT	14.59
1/2 x 1/2 x 3/8"	12X38COT	17.84
1/2 x 1/2 x 1/4"	12X14COT	17.84
1/2 x 3/8 x 3/8"	12X38X38COT	24.97
3/4 x 3/4 x 1"	34X1COT	25.56
3/4 x 3/4 x 1/2"	34X12COT	7.32
3/4 x 3/4 x 3/8"	34X38COT	10.00
3/4 x 1/2 x 3/4"	34X12X34COT	8.99
3/4 x 1/2 x 1/2"	34X12X12COT	8.99
1 x 1 x 1 1/4"	1X114COT	52.42
1 x 1 x 1/2"	1X12COT	23.58
1 x 1 x 3/4"	1X34COT	23.58
1 x 3/4 x 1"	1X34X1COT	28.05
1 x 3/4 x 3/4"	1X34X34COT	28.05
1 x 3/4 x 1/2"	1X34X12COT	28.05
1 x 1/2 x 1"	1X12X1COT	28.05
1 x 1/2 x 3/4"	1X12X34COT	29.50
1 x 1/2 x 1/2"	1X12X12COT	28.05
1 1/4 x 1 1/4 x 1 1/2"	114X112COT	74.45
1 1/4 x 1 1/4 x 1"	114X1COT	34.32
1 1/4 x 1 1/4 x 3/4"	114X34COT	34.32
1 1/4 x 1 1/4 x 1/2"	114X12COT	34.32
1 1/4 x 1 x 1 1/4"	114X1X114COT	45.08
1 1/4 x 1 x 1"	114X1X1COT	44.07
1 1/4 x 1 x 3/4"	114X1X34COT	43.22
1 1/4 x 1 x 1/2"	114X1X12COT	45.08
1 1/4 x 3/4 x 1 1/4"	114X34X114COT	44.07
1 1/4 x 3/4 x 1"	114X34X1COT	47.44
1 1/4 x 3/4 x 3/4"	114X34X34COT	44.07
1 1/4 x 1/2 x 1 1/4"	114X12X114COT	45.08
1 1/2 x 1 1/2 x 2"	112X2COT	159.95
1 1/2 x 1 1/2 x 1 1/4"	112X114COT	36.48
1 1/2 x 1 1/2 x 1"	112X1COT	36.48
1 1/2 x 1 1/2 x 3/4"	112X34COT	36.48
1 1/2 x 1 1/2 x 1/2"	112X12COT	36.48
1 1/2 x 1 1/4 x 1 1/2"	112X114X112COT	77.72
1 1/2 x 1 1/4 x 1 1/4"	112X114X114COT	74.56
1 1/2 x 1 1/4 x 1"	112X114X1COT	73.16
1 1/2 x 1 1/4 x 3/4"	112X114X34COT	74.56
1 1/2 x 1 1/4 x 1/2"	112X114X12COT	87.15
1 1/2 x 1 x 1 1/2"	112X1X112COT	74.56
1 1/2 x 1 x 1 1/4"	112X1X114COT	77.72
1 1/2 x 1 x 1"	112X1X1COT	73.16

## Reducing Tee (Continued)

SIZE	STOCK NO	EACH
1 1/2 x 1 x 3/4"	112X1X34COT	83.64
1 1/2 x 3/4 x 1 1/2"	112X34X112COT	73.16
1 1/2 x 3/4 x 1"	112X34X1COT	77.72
1 1/2 x 3/4 x 3/4"	112X34X34COT	77.72
1 1/2 x 1/2 x 1 1/2"	112X12X112COT	74.76
2 x 2 x 1 1/2"	2X112COT	59.44
2 x 2 x 1 1/4"	2X114COT	66.03
2 x 2 x 1"	2X1COT	59.44
2 x 2 x 3/4"	2X34COT	57.68
2 x 2 x 1/2"	2X12COT	57.68
2 x 1 1/2 x 2"	2X112X2COT	111.49
2 x 1 1/2 x 1 1/2"	2X112X112COT	97.22
2 x 1 1/2 x 1 1/4"	2X112X114COT	107.87
2 x 1 1/2 x 1"	2X112X1COT	99.42
2 x 1 1/2 x 3/4"	2X112X34COT	99.42
2 x 1 1/2 x 1/2"	2X112X12COT	102.74
2 x 1 1/4 x 2"	2X114X2COT	103.62
2 x 1 1/4 x 1 1/2"	2X114X112COT	104.76
2 x 1 1/4 x 1 1/4"	2X114X114COT	107.87
2 x 1 1/4 x 1"	2X114X1COT	106.86
2 x 1 x 1"	2X1X1COT	99.42
2 x 1 x 2"	2X1X2COT	99.42
2 x 3/4 x 2"	2X34X2COT	99.42
2 x 1/2 x 2"	2X12X2COT	99.42
2 1/2 x 2 x 2 1/2"	212X2X212COT	212.58
2 1/2 x 2 x 2"	212X2X2COT	205.32
2 1/2 x 2 x 1 1/2"	212X2X112COT	213.10
2 1/2 x 2 x 1"	212X2X1COT	220.61
2 1/2 x 1 1/2 x 2 1/2"	212X112X212COT	220.61
2 1/2 x 1 1/2 x 1 1/2"	212X112X112COT	286.86
2 1/2 x 3/4 x 2 1/2"	212X34X212COT	224.76
2 1/2 x 2 1/2 x 2"	212X2COT	164.10
2 1/2 x 2 1/2 x 1 1/2"	212X112COT	164.10
2 1/2 x 2 1/2 x 1 1/4"	212X114COT	164.10
2 1/2 x 2 1/2 x 1"	212X1COT	164.10
2 1/2 x 2 1/2 x 3/4"	212X34COT	160.21
2 1/2 x 2 1/2 x 1/2"	212X12COT	164.10
3 x 2 x 3"	3X2X3COT	293.72
3 x 3 x 2 1/2"	3X212COT	185.62
3 x 3 x 2"	3X2COT	169.54
3 x 3 x 1 1/2"	3X112COT	169.54
3 x 3 x 1 1/4"	3X114COT	169.54
3 x 3 x 1"	3X1COT	169.54
3 x 3 x 3/4"	3X34COT	169.54
3 x 3 x 1/2"	3X12COT	169.54
3 x 2 1/2 x 2 1/2"	3X212X212COT	283.35
3 x 2 1/2 x 2"	3X212X2COT	283.35
3 x 2 x 2 1/2"	3X2X212COT	346.36
3 x 2 x 2"	3X2X2COT	276.35
3 x 1 1/2 x 3"	3X112X3COT	317.81
3 x 1 x 3"	3X1X3COT	309.79
3 x 3/4 x 3"	3X34X3COT	301.76
4 x 4 x 3"	4X3COT	335.98
4 x 4 x 2"	4X2COT	319.38
4 x 4 x 3/4"	4X34COT	341.42
4 x 3 x 4"	4X3X4COT	631.25
4 x 3 x 3"	4X3X3COT	609.73
4 x 4 x 2 1/2"	4X212COT	363.46
4 x 4 x 1 1/2"	4X112COT	301.76
4 x 4 x 1 1/4"	4X114COT	315.75
4 x 4 x 1"	4X1COT	301.76
5 x 4"	5X4COT	1447.60
5 x 3"	5X3COT	1376.31
6 x 4"	6X4COT	1977.49



## Straight Tee

Copper to Copper to Female

SIZE	STOCK NO	EACH
1/2"	12COFT	32.78
3/4"	34COFT	50.62
1"	1COFT	113.82

## Reducing Tee

1/2 x 3/4"	12X34COFT	55.65
1/2 x 3/8"	12X38COFT	33.03
3/4 x 1/2"	34X12COFT	45.03
3/4 x 3/8"	34X38COFT	55.65
1 x 3/4"	1X12COFT	65.25
1 x 1/2"	1X12COFT	65.87



## Straight Tee

Copper to female to Copper

SIZE	STOCK NO	EACH
1/2"	12COCFCT	31.29
3/4"	34COCFCT	59.86

# Copper Companion Flanges

## CTS Copper Companion Flanges

Class 150lb. ORDER BOLT PACK SEPARATELY.



SIZE	STOCK NO	EACH
1 1/2"	GB015	126.25
2"	GB002	162.42
2 1/2"	GB025	198.46
3"	GB003	212.00
4"	GB004	312.56
5"	GB005	684.61
6"	GB006	712.17

## Companion Flange

Sweat F-900, 150 lb.



SIZE	STOCK NO	EACH
1"	1150COF	171.10
1 1/4"	114150COF	151.91
1 1/2"	112150COF	265.72
2"	2150COF	341.42
2 1/2"	212150COF	431.38
3"	3150COF	446.15
4"	4150COF	677.14

## Class 150 ASME Flange Dimensions

Nominal Pipe Size (inches)	Dia. of Flange (inches)	No. of Bolts	Dia. of Bolts (inches)	Dia. of Bolt Holes (inches)	Bolt Circle (inches)
1	4-1/4	4	1/2	0.62	3-1/8
1-1/4	4-5/8	4	1/2	0.62	3-1/2
1-1/2	5	4	1/2	0.62	3-7/8
2	6	4	5/8	0.75	4-3/4
2-1/2	7	4	5/8	0.75	5-1/2
3	7-1/2	4	5/8	0.75	6
3-1/2	8-1/2	8	5/8	0.75	7
4	9	8	5/8	0.75	7-1/2
5	10	8	3/4	0.88	8-1/2
6	11	8	3/4	0.88	9-1/2



# Copper Solder Fittings (07)

camlee.com



## Drop Ear Tee

Copper all Ways

SIZE	STOCK NO	EACH
1/2"	12CODET	39.71



## Drop Ear Tee

Copper to Copper to Female

SIZE	STOCK NO	EACH
1/2"	12COFDET	54.99
3/4"	34COFDET	100.88



## Straight Coupling

Copper to Copper with Stop

SIZE	STOCK NO	EACH
1/8"	.18COC	1.49
1/4"	.14COC	1.29
5/16"	.516COC	1.67
3/8"	.38COC	1.68
1/2"	.12COC	1.43
5/8"	.58COC	4.15
3/4"	.34COC	2.84
1"	.1COC	5.63
1 1/4"	.114COC	9.66
1 1/2"	.112COC	13.03
2"	.2COC	21.74
2 1/2"	.212COC	42.07
3"	.3COC	59.44
4"	.4COC	121.17
5"	.5COC	278.68
6"	.6COC	462.23



## Reducing Coupling

SIZE	STOCK NO	EACH
1/4 x 1/8"	.14X18COR	8.54
3/8 x 5/16"	.38X516COR	9.22
3/8 x 1/4"	.38X14COR	2.80
3/8 x 1/8"	.38X18COR	4.22
1/2 x 3/8"	.12X38COR	2.90
1/2 x 1/4"	.12X14COR	3.48
5/8 x 1/2"	.58X12COR	7.01
3/4 x 5/8"	.34X58COR	4.96
3/4 x 1/2"	.34X12COR	4.99
3/4 x 3/8"	.34X38COR	6.18
3/4 x 1/4"	.34X14COR	6.81
1 x 3/4"	.1X34COR	9.07
1 x 1/2"	.1X12COR	10.92
1 1/4 x 1"	.114X1COR	12.57
1 1/4 x 3/4"	.114X34COR	12.57
1 1/4 x 1/2"	.114X12COR	13.33
1 1/2 x 1 1/4"	.112X114COR	20.83
1 1/2 x 1"	.112X1COR	21.22
1 1/2 x 3/4"	.112X34COR	21.22
2 x 1 1/2"	.2X112COR	32.17
2 x 1 1/4"	.2X114COR	32.17
2 x 1"	.2X1COR	34.63
2 x 3/4"	.2X34COR	35.28
2 x 1/2"	.2X12COR	36.71
2 1/2 x 2"	.212X2COR	66.16
2 1/2 x 1 1/2"	.212X112COR	67.58
2 1/2 x 1 1/4"	.212X114COR	76.37
2 1/2 x 1"	.212X1COR	76.89
3 x 2 1/2"	.3X212COR	81.76
3 x 2"	.3X2COR	80.26
3 x 1 1/2"	.3X112COR	89.44
4 x 3"	.4X3COR	162.54
4 x 2"	.4X2COR	177.84

## Fitting Reducer

Fitting to Copper

SIZE	STOCK NO	EACH
3/8 x 1/4"	.38X14COFR	3.82
3/8 x 1/8"	.38X18COFR	4.68
1/2 x 3/8"	.12X38COFR	3.65
1/2 x 1/4"	.12X14COFR	3.60
5/8 x 1/2"	.58X12COFR	7.78
3/4 x 1/2"	.34X12COFR	4.91
3/4 x 3/8"	.34X38COFR	6.42
1 x 3/4"	.1X34COFR	7.69
1 x 1/2"	.1X12COFR	9.81
1 x 3/8"	.1X38COFR	9.28
1 1/4 x 1"	.114X1COFR	14.00
1 1/4 x 3/4"	.114X34COFR	13.74
1 1/4 x 1/2"	.114X12COFR	13.74
1 1/2 x 1 1/4"	.112X114COFR	17.89
1 1/2 x 1"	.112X1COFR	17.89
1 1/2 x 3/4"	.112X34COFR	18.24
1 1/2 x 1/2"	.112X12COFR	18.24
2 x 1 1/2"	.2X112COFR	33.70
2 x 1 1/4"	.2X114COFR	33.70
2 x 1"	.2X1COFR	36.16
2 x 3/4"	.2X34COFR	36.16
2 x 1/2"	.2X12COFR	38.42
2 1/2 x 2"	.212X2COFR	62.30
2 1/2 x 1 1/2"	.212X112COFR	63.70
2 1/2 x 1 1/4"	.212X114COFR	72.59
2 1/2 x 1"	.212X1COFR	72.46
3 x 2 1/2"	.3X212COFR	75.21
3 x 2"	.3X2COFR	73.57
3 x 1 1/2"	.3X112COFR	82.21
3 x 1 1/4"	.3X114COFR	80.31
4 x 3"	.4X3COFR	153.21
4 x 2"	.4X2COFR	167.47
4 x 2 1/2"	.4X212COFR	178.79
5 x 4"	.5X4COFR	832.94
6 x 4"	.6X4COFR	1325.24
6 x 3"	.6X3COFR	1325.24



## Coupling

Copper to Copper Less Stop

SIZE	STOCK NO	EACH
1/2"	.12COSC	1.85
3/4"	.34COSC	3.85
1"	.1COSC	8.11
1 1/4"	.114COSC	11.87
1 1/2"	.112COSC	16.03
2"	.2COSC	27.64
2 1/2"	.212COSC	32.98
3"	.3COSC	60.61
4"	.4COSC	112.64



## Union

Copper to Copper

SIZE	STOCK NO	EACH
1/4"	.14COU	31.65
3/8"	.38COU	32.61
1/2"	.12COU	20.12
3/4"	.34COU	24.80
1"	.1COU	42.49
1 1/4"	.114COU	104.63
1 1/2"	.112COU	137.66
2"	.2COU	233.58
2 1/2"	.212COU	512.00
3"	.3COU	1325.24



## Union

Copper to Male IPS

SIZE	STOCK NO	EACH
1/2"	.12COMU	53.56
3/4"	.34COMU	73.03
1"	.1COMU	180.17



## Union

Copper to Female IPS

SIZE	STOCK NO	EACH
1/2"	.12COFU	61.78
3/4"	.34COFU	83.94
1"	.1COFU	174.73



## Flush Bushing

Fitting to Copper

SIZE	STOCK NO	EACH
1/4 x 1/8"	.14X18COFB	3.03
3/8 x 1/4"	.38X14COFB	3.34
1/2 x 3/8"	.12X38COFB	4.23
1/2 x 1/4"	.12X14COFB	4.30
3/4 x 1/2"	.34X12COFB	7.01
3/4 x 3/8"	.34X38COFB	8.91
1 x 3/4"	.1X34COFB	12.03
1 x 1/2"	.1X12COFB	12.08
1 1/4 x 1"	.114X1COFB	13.42
1 1/4 x 3/4"	.114X34COFB	16.40
1 1/2 x 1 1/4"	.112X114COFB	19.42
1 1/2 x 1"	.112X1COFB	20.86
2 x 1 1/2"	.2X112COFB	50.60

Fitting to Female

1/2 x 1/8"	.12X18COFFB	14.78
1/2 x 1/4"	.12X14COFFB	13.73



(02)

## Sioux Chief Copper Star

Tube Locking Nut.

SIZE	STOCK NO	EACH
3/4"	SC6123	1.85



# Copper Solder Fittings <sup>(07)</sup>

camlee.com

## Male Adapter

Copper to Male IPS



SIZE	STOCK NO	EACH
<b>Straight</b>		
1/8"	18COMA	26.95
1/4"	14COMA	18.26
3/8"	38COMA	10.20
1/2"	12COMA	3.92
3/4"	34COMA	6.55
1"	1COMA	16.75
1 1/4"	114COMA	24.07
1 1/2"	112COMA	28.21
2"	2COMA	47.73
2 1/2"	212COMA	166.43
3"	3COMA	207.65
4"	4COMA	271.42
<b>Reducing</b>		
1/4 x 3/8"	14X38COMA	24.63
3/8 x 1/2"	38X34COMA	13.90
3/8 x 1/2"	38X12COMA	12.74
3/8 x 1/4"	38X14COMA	23.52
1/2 x 1"	12X1COMA	28.37
1/2 x 3/4"	12X34COMA	11.28
1/2 x 3/8"	12X38COMA	9.86
1/2 x 1/4"	12X14COMA	11.87
3/4 x 1"	34X1COMA	24.79
3/4 x 1/2"	34X12COMA	11.28
1 x 1 1/4"	1X114COMA	36.03
1 x 3/4"	1X34COMA	24.79
1 x 1/2"	1X12COMA	30.93
1 1/4 x 1 1/2"	114X112COMA	57.27
1 1/4 x 1"	114X1COMA	36.63
1 1/2 x 1 1/4"	112X114COMA	57.03
1 1/2 x 1"	112X1COMA	76.08
2 x 1 1/2"	2X112COMA	110.38

## Female Adapter

Copper to Female IPS



SIZE	STOCK NO	EACH
<b>Straight</b>		
1/8"	18COFA	13.59
1/4"	14COFA	11.67
3/8"	38COFA	12.21
1/2"	12COFA	6.21
3/4"	34COFA	8.51
1"	1COFA	19.44
1 1/4"	114COFA	28.21
1 1/2"	112COFA	44.07
2"	2COFA	59.91
2 1/2"	212COFA	199.10
3"	3COFA	283.35
<b>Reducing</b>		
1/4 x 3/8"	14X38COFA	12.51
3/8 x 1/2"	38X34COFA	14.07
3/8 x 1/4"	38X14COFA	10.33
1/2 x 3/4"	12X34COFA	13.29
1/2 x 3/8"	12X38COFA	9.56
1/2 x 1/4"	12X14COFA	9.56
3/4 x 1"	34X1COFA	28.46
3/4 x 1/2"	34X12COFA	13.29
1 x 1 1/4"	1X114COFA	50.60
1 x 3/4"	1X34COFA	28.46
1 x 1/2"	1X12COFA	35.62
1 1/4 x 1 1/2"	114X112COFA	60.20
1 1/4 x 1"	114X1COFA	59.55

## Fitting Adapter

Fitting to Male IPS



SIZE	STOCK NO	EACH
3/8"	38COMFA	17.57
1/2"	12COMFA	17.07
3/4"	34COMFA	21.98
1"	1COMFA	27.92
1 1/4"	114COMFA	85.45
1 1/2"	112COMFA	103.64
2"	2COMFA	167.47

## Fitting Adapter

Fitting to Female IPS



SIZE	STOCK NO	EACH
<b>Straight</b>		
3/8"	38COFFA	17.57
1/2"	12COFFA	12.24
3/4"	34COFFA	15.78
1"	1COFFA	28.21
1 1/4"	114COFFA	45.08
1 1/2"	112COFFA	59.26
2"	2COFFA	78.73
<b>Reducing</b>		
1/2 x 3/8"	12X38COFFA	16.50
3/4 x 1/2"	34X12COFFA	36.10
1 x 3/4"	1X34COFFA	70.46

## Tube End Cap



SIZE	STOCK NO	EACH
1/4"	14COCAP	1.58
3/8"	38COCAP	2.84
1/2"	12COCAP	1.37
3/4"	34COCAP	2.54
1"	1COCAP	5.94
1 1/4"	114COCAP	7.86
1 1/2"	112COCAP	11.50
2"	2COCAP	21.21
2 1/2"	212COCAP	61.78
3"	3COCAP	79.48
4"	4COCAP	145.17

## No. 613 Preformed Tub EII Fitting

Copper



SIZE	STOCK NO	EACH
1/2" x 8 x 7"	SC61387	9.40
1/2" x 13 x 7"	SC613137	13.56

## Fitting Boxes



SIZE	STOCK NO	EACH
4 x 16 x 20"	FB100	329.67
4 x 8 x 20"	FB200	307.40

## Drain Coupling

Copper to Copper



SIZE	STOCK NO	EACH
1/2"	12CODC	26.03
3/4"	34CODC	27.53

## 90° Elbow with Drain

E-200D, Copper to Copper



SIZE	STOCK NO	EACH
3/4"	34COLDR	34.97

## Baseboard Tee

Copper 1/8" Female to Copper



SIZE	STOCK NO	EACH
1/2 x 1/2"	12X18X12COBBT	28.47
3/4 x 3/4"	34X18X34COBBT	24.85
1 x 1"	1X18X1COBBT	51.77

## ACR Fittings <sup>(07)</sup>

Cleaned & Bagged

## 90° Straight Elbow

Copper to Copper



SIZE	STOCK NO	EACH
1/2"	12COLCB	2.95
3/4"	34COLCB	6.50
1"	1COLCB	15.95

## 45° Straight Elbow

Copper to Copper



SIZE	STOCK NO	EACH
1/2"	12CO45LCB	5.31
3/4"	34CO45LCB	9.02
1"	1CO45LCB	22.65

## Straight Tee

Copper All Ways



SIZE	STOCK NO	EACH
1/2"	12COTCB	4.95
3/4"	34COTCB	11.94
3/4" x 1/2"	34X12COTCB	11.36
1"	1COTCB	35.77

## Straight Coupling

Copper to Copper with Stop



SIZE	STOCK NO	EACH
1/2"	12COCCB	2.21
3/4"	34COCCB	4.41
1"	1COCCB	8.74

## Reducing Coupling

3/4" x 1/2"	34X12CORCB	7.75
-------------	------------	------

# 316 Stainless ProPress Fittings (47S)

viega.net

**viega**

## 90° Elbows

P x P - Model 4016

SIZE	STOCK NO	EACH
1/2"	12SS316PL	90.19
3/4"	34SS316PL	97.90
1"	1SS316PL	110.67
1 1/2"	112SS316PL	197.14
2"	2SS316PL	252.39

## 45° Elbows

P x P - Model 4026

SIZE	STOCK NO	EACH
1/2"	12SS316P45L	90.19
3/4"	34SS316P45L	97.90
1"	1SS316P45L	110.68
1 1/2"	112SS316P45L	192.95
2"	2SS316P45L	242.70

## Tees

P x P x P - Model 4018

SIZE	STOCK NO	EACH
1/2"	12SS316PT	206.55
3/4"	34SS316PT	212.48
1"	1SS316PT	245.89
1 1/2"	112SS316PT	302.80
2"	2SS316PT	373.91

## Male Adapters

P x MPT - Model 4011

SIZE	STOCK NO	EACH
1/2"	12SS316PMA	77.64
3/4"	34SS316PMA	82.08
1"	1SS316PMA	96.54
1 1/2"	112SS316PMA	179.49
2"	2SS316PMA	225.14

## Female Adapters

P x FTP - Model 4012

SIZE	STOCK NO	EACH
1/2"	12SS316PFA	103.79
3/4"	34SS316PFA	112.94
1"	1SS316PFA	131.91
1 1/2"	112SS316PFA	265.62
2"	2SS316PFA	266.84

## Caps

P - Model 4056

SIZE	STOCK NO	EACH
1/2"	12SS316PCAP	67.72
3/4"	34SS316PCAP	88.40
1"	1SS316PCAP	111.66
1 1/2"	112SS316PCAP	195.63
2"	2SS316PCAP	231.22

## Reducers

FTG x P - Model 4015.1

SIZE	STOCK NO	EACH
3/4" x 1/2"	34X12SS316PFR	148.62
1" x 3/4"	1X34SS316PFR	154.17
1 1/2" x 1"	112X1SS316PFR	149.45
2" x 1 1/2"	2X112SS316PFR	170.37

## Unions

P x P - Model 4060

SIZE	STOCK NO	EACH
1/2"	12SS316PU	256.19
3/4"	34SS316PU	295.08
1"	1SS316PU	361.00
1 1/2"	112SS316PU	602.99
2"	2SS316PU	744.95

## Couplings

P x P - Model 4015

SIZE	STOCK NO	EACH
1/2"	12SS316PC	43.79
3/4"	34SS316PC	49.53
1"	1SS316PC	55.39
1 1/2"	112SS316PC	77.29
2"	2SS316PC	101.91

## Repair Couplings

P x P - Model 4015.5

SIZE	STOCK NO	EACH
1/2"	12SS316PRC	45.17
3/4"	34SS316PRC	48.80
1"	1SS316PRC	56.13
1 1/2"	112SS316PRC	76.11
2"	2SS316PRC	99.87

# Copper Drainage Fittings <sup>(02)</sup>

muellerindustries.com



## 90° Bend

Copper to Copper

SIZE	STOCK NO	EACH
1/4"	114CODL	22.35
1/2"	112CODL	29.68
2"	2CODL	47.44
3"	3CODL	114.79



## 90° Bend

Copper to Fitting

SIZE	STOCK NO	EACH
1/2"	112CODSL	32.39
2"	2CODSL	60.16

## Long Turn 90° Bend

Copper to Copper

SIZE	STOCK NO	EACH
1/2"	112CODLRL	50.79
2"	2CODLRL	71.99



## 45° Bend

Copper to Copper

SIZE	STOCK NO	EACH
1/4"	114COD45L	18.25
1/2"	112COD45L	17.03
2"	2COD45L	34.70
3"	3COD45L	78.03



## 45° Bend

Copper to Fitting

SIZE	STOCK NO	EACH
1/4"	114CODS45L	28.09
1/2"	112CODS45L	21.13
2"	2CODS45L	43.09



## 22 1/2° Bend

Copper to Copper

SIZE	STOCK NO	EACH
2"	2COD22L	69.66



## Sanitary Tee

Copper All Ways

SIZE	STOCK NO	EACH
1/4 x 1/4 x 1/4"	114CODST	39.16
1/2 x 1/2 x 1/2"	112CODST	48.73
2 x 2 x 2"	2CODST	66.79
3 x 3 x 3"	3CODST	280.69
2 x 2 x 1/2"	2X112CODST	65.75



## Double Sanitary Tee

Copper All Ways

SIZE	STOCK NO	EACH
1/2 x 1/2 x 1/2 x 1/2"	112CODSX	157.27
2 x 2 x 2 x 2"	2CODSX	251.50



## Sanitary Tee

Copper to Copper to F.P.T.

SIZE	STOCK NO	EACH
1/2 x 1/2 x 1/2"	112CODFT	252.09



## Test Tee with Plug

Copper to Copper

SIZE	STOCK NO	EACH
1/2"	112CODTT	185.47
2"	2CODTT	208.50



## 45° Wye Branch

Copper All Ways

SIZE	STOCK NO	EACH
1/4"	114CODY	96.57
1/2"	112CODY	126.08
2"	2CODY	133.14
2 x 2 x 1/2"	2X112CODY	134.23
3 x 3 x 2"	3X2CODY	277.37

## Long Turn T-Y

Copper All Ways

SIZE	STOCK NO	EACH
1/2 x 1/2 x 1/2"	112CODLTY	119.05



## Drainage Plug

SIZE	STOCK NO	EACH
1 1/2"	112CODP	29.80
2"	2CODP	42.21



## "P" Trap

With Cleanout  
Copper to Copper

SIZE	STOCK NO	EACH
1/2"	112CODPT	218.13



## Straight Coupling

Copper to Copper

SIZE	STOCK NO	EACH
1/4"	114CODC	9.30
1/2"	112CODC	11.52
2"	2CODC	16.01
3"	3CODC	37.11

## Reducing Coupling

2 x 1/2"	2X112CODC	21.61
----------	-----------	-------



## Fitting Reducer

Fitting to Copper

SIZE	STOCK NO	EACH
1/2 x 1/4"	112X114CODB	17.51
2 x 1/2"	2X112CODB	19.09



## Slip-Joint Coupling

Copper to Slip Joint

SIZE	STOCK NO	EACH
1/4"	114CODFTA	33.44
1/2"	112CODFTA	36.66
1/2 x 1/4"	112X114FTA	50.35



## Male Adapter

Copper to Male IPS

SIZE	STOCK NO	EACH
1/4"	114CODMA	30.79
1/2"	112CODMA	42.09
2"	2CODMA	44.84



## Female Adapter

Copper to Female IPS

SIZE	STOCK NO	EACH
1/2"	112CODFA	26.02
2"	2CODFA	48.58



## Fitting Adapter

Fitting to Female IPS

SIZE	STOCK NO	EACH
1/2"	112CODFFA	91.29
2"	2CODFFA	124.69



## Fitting Cleanout

With Plug

SIZE	STOCK NO	EACH
1/2"	112CODCO	142.02
2"	2CODCO	154.45



# Soldering Accessories

rothenberger-usa.com

millrose.com

oatey.com

(18)  
**Sand Cloth**

High grade emery cloth. 1 1/2" wide

SIZE	STOCK NO	EACH
10 yard	10YDSACL	7.64
25 yard	25YDSACL	17.37
<b>Open Mesh</b>		
5 yard	5YDSACL	10.41

(40)  
**Fitting Brushes**

High carbon

SIZE	STOCK NO	EACH
1/4"	14MIFIBR	3.53
3/8"	38MIFIBR	3.18
1/2"	12MIFIBR	4.63
3/4"	34MIFIBR	4.88
1"	1MIFIBR	5.15
1 1/4"	114MIFIBR	5.65
1 1/2"	112MIFIBR	6.18
2"	2MIFIBR	7.06
2 1/2"	212MIFIBR	7.87
3"	3MIFIBR	11.09
4"	4MIFIBR	14.38

(40)  
**Outside Tube Cleaning Brushes**

Tough molded plastic holder with comfortable sure grip design and high carbon steel bristles.

I.D.	STOCK NO	EACH
1/2"	12TUBR	6.36
3/4"	34TUBR	7.15
1"	1TUBR	7.84

(18)  
**Copper Cleaning Pads**

Nylon impregnated pad, fine grit, red.  
10 per bag • No. 750-46

SIZE	STOCK NO	EACH
4"x6"x1/4"	SC75046	12.88

## Rothenberger (40)

**Sure Fire 3 Torch Tip**

No. 35431

STOCK NO	EACH
ROSFTT	111.55

**Hot Air Burner Tip**


No. 35458

STOCK NO	EACH
ROHABT	205.12

**Flameguard Heat Reflector**

No. 31043

STOCK NO	EACH
ROFLDEFL	80.38



(40)  
**Deburring Tool**

Removes rough or irregular ID edges on plastic, ferrous and non-ferrous metals. Clips on shirt pocket like pen.

STOCK NO	EACH
MIDBT	15.06
<b>Deburring Tool Replacement Blades (Bag of 5)</b>	
MIDBTBL	17.10

(02)  
**50/50 Tin-Lead Wire Solder**

Low melt range makes them ideal for joining most metals by convenient heating methods. General-purpose solder for plumbing and sheet metal work.

SIZE	STOCK NO	EACH
1 lb. Spool	LB5050SO	29.27

(02)  
**95/5 Lead-Free Tin-Antimony Solder**

Low melt range makes them ideal for joining most metals by convenient heating methods. For sealing precoated containers, coating and joining metals.

SIZE	STOCK NO	EACH
1 lb. Spool	LB9550SO	40.72
5 lb. Spool	5LB9550SO	217.62

(02)  
**Lead Free Solder**

SIZE	STOCK NO	EACH
1 lb. Spool	LBLEFRSO	51.73

(18)  
**Canfield Watersafe Solder**

SIZE	STOCK NO	EACH
1 lb. Spool	LBWASSO	63.75

(02)  
**#111 Bar Solder**

General-purpose solder for plumbing and sheet metal work.

SIZE	STOCK NO	EACH
50/50	5050BARSO	18.94



(18)  
**Sta-Brite® Low Temp Solder**

Low temperature solder with 4% silver for all metals except aluminum. Used in AC/R joints, NSF accepted. 1/8" diameter, 1 pound roll. Solidus 430°F., Liquidus 535°F.

SIZE	STOCK NO	EACH
1 lb. Spool	862525402	165.93

(18)  
**Rectorseal Hot Block**

Hot Block is a pliable, formable putty-textured packing for protecting nearby HVAC/R and plumbing pipe, valves, components and surfaces from damaging heat conduction, transfer and sparks during jobsite brazing, soldering & welding.

SIZE	STOCK NO	EACH
8 oz.	RE83560	69.91

## Adjusted Pressure Ratings

Joint Made of Copper Tube and Solder End Valves  
Extracted from MSS SP-80

Water, Non-Corrosive Liquids and Gases	Valve Sizes				Saturated Steam P.S.I.G.
	Service Temp °F	1/4 thru 1"	1 1/4 thru 2"	2 1/2 thru 4"	
1/4 thru 4" Solder Used	100°	200	175	150	---
Tin Lead (ASTM B-32, Alloy Grade 50-A)	150°	150	125	100	---
	200°	100	90	75	---
	250°	85	75	50	*15
Tin Antimony	100°	500	400	300	---
	150°	400	350	275	---
	200°	300	250	200	---
	250°	200	175	150	*15
Taramet Sterling	100°	800	600	400	---
	150°	600	450	325	---
	200°	400	375	175	---
	250°	300	200	150	---

\* This pressure is determined by the temperature of saturated steam at the maximum temperature shown.





(40)  
**Tin Handle Acid Brush**

SIZE	STOCK NO	EACH
3/8"	SC771	.28

(02)  
**Sterling®  
Water Soluble  
Lead-Free Flux**

Designed specifically to work with Taramet Sterling Lead-Free Solder. Meets ASTM B813 requirements.



SIZE	STOCK NO	EACH
1.7oz.	17OZWSFL	3.13
1 lb.	LBWSFL	12.29

**Nokorode  
Paste Flux**

Works with most solders, including 95/5 antimony and 97/3 silver. A non-aggressive formula when used to sweat copper and brass fittings.



SIZE	STOCK NO	EACH
1.7 oz.	17OZNOKO	4.37
1 lb.	LBNOKO	24.20

**Regular  
Flux Paste**

Lead-free, Non-toxic. Super detergent action cleans as it solders. For use on copper, galvanized iron, sheet lead, zinc, nickel, tin, silver, mild steel, terne plate, malleable iron.



SIZE	STOCK NO	EACH
4 oz.	4OZLAF	10.59



(40)  
**Kibosh™  
Emergency Pipe Repair**

- Up to 87 psi.
- Reusable and NO tools required.
- Can be used on both metal & hard plastic pipe.
- Can stay safely installed for up to ONE week.

SIZE	STOCK NO	EACH
1/2"	RO12KIBOSH	66.14
3/4"	RO34KIBOSH	70.56



**#95 Tinning Flux**

Solves the fluxing and soldering problems in areas where lead solders are not permitted. Insures the proper solder flow for all pipe sizes. Will not discolor copper or other metal.

SIZE	STOCK NO	EACH
8 oz.	8OZPAFL	17.22

**No.5 Paste Flux**

SIZE	STOCK NO	EACH
8 oz.	OA5PF	9.98

**Sil-Can White Cream Flux**

A general purpose, homogenized brazing flux for use with silver brazing alloys when required. Fully active between 1100°F and 1600°F, making it suitable for 95% of all brazing jobs. For both torch and induction heating.

SIZE	STOCK NO	EACH
1 lb.	LBCRFL	12.95



(40)  
**Flame Blanket**

Flame blanket protects wood and other flammables from heat in tight places. It's high-temp fibres withstand heat up to 2300° F. with minimum smoke and odor. 10" x 12" with grommets.

STOCK NO	EACH
AT2475	25.73



(40)  
**Plumbers Hot Dam**

A specially formulated compound that completely blocks even excessive heat from being transferred down the pipe and onto surrounding surfaces. Simply mold around the section of pipe where you want the heat to stop. Conforms to any shape for precise application. Allows soldering of connections that lead into existing walls without worrying about heat buildup and potential hazards. Stores in a handy 3/4lb. container & can be used again and again. Works equally well with MAPP gas, propane, arc or oxyacetylene welding on ferrous and non-ferrous surfaces. No residue.

SIZE	STOCK NO	EACH
3/4 lb.	AT9000	33.35

**Sil-Can 0**

Extremely fluid, economical alloy for close fitting joints with clearances from .001 to .003. It is self-fluxing on copper and contains no silver. Brazing temperatures 1350°F to 1550°F.

**Conforms to ASTM BCuP-2**

SIZE	STOCK NO	EACH
Lb.	LBSICA0	30.01
Stick	STSICA0	1.81

**Sil-Can 05**

More economical than SIL-CAN 15 contains 5% silver. Brazing temperature is 1300°F

**Conforms to ASTM BCuP-3**

SIZE	STOCK NO	EACH
1 lb	LBSICA05	114.10

**Sil-Can 15**

Ideal on air conditioners, radiators, electrical connections, etc. Contains 15% silver. Brazing temperature is 1300°F.

**Conforms to ASTM BCuP-5**

**Copper alloys such as brass and bronze need SIL-CAN WHITE CREAM BRAZING FLUX.**

SIZE	STOCK NO	EACH
Lb.	LBSICA15	271.40
Stick	STSICA15	16.30

(40)  
**Pipe Plug  
(Plumbers' Bread)**

Set of rubber pipe plugs to stop flow of water so repairs can be made quickly & easily.

**Kit # 5000 Includes:**

1 ea. 1/2, 3/4, 1, 1 1/4, 1 1/2, 2, 2 1/2" plugs. Short rod for 1/2" plug. Long rod for 3/4 - 2 1/2". Tightening handle. Storage tube. Easy to follow instructions.

**Hot Dam # 9000 is recommended to protect rubber plugs from heat damage.**

KIT	STOCK NO	EACH
5000	AT5000	213.77



(40)  
**Flexible Pipe Kit  
WASSI Plugging Kit**

SIZE	STOCK NO	EACH
1/2" - 2"	AT5221	148.05



**Laco Cool Gel  
Heat Dissipating Spray**

Helps prevent heat damage surrounding materials during soldering blazing and welding. Sticks to surfaces without running and leaves no residue.

SIZE	STOCK NO	EACH
Quart	QTCOGEL	42.22



## 90° Elbows

Shark Bite



SIZE	STOCK NO	EACH
1/2"	12SBL	13.23
3/4"	34SBL	16.54
1"	1SBL	30.71
1 1/4"	114SBL	43.00
1 1/2"	112SBL	62.37
2"	2SBL	81.27

## 90° Elbows



SIZE	STOCK NO	EACH
<b>Female NPT</b>		
1/2" x 1/2" NPT	12SBFL	13.23
<b>Male NPT</b>		
1/2" x 1/2" NPT	12SBML	13.23

## Reducing Elbow



SIZE	STOCK NO	EACH
3/4" x 1/2"	3412SBL	16.54

## Drop Ear Elbow

Female NPT



SIZE	STOCK NO	EACH
1/2" x 1/2" NPT	12SBDREAL	13.23

## 45° Elbow



SIZE	STOCK NO	EACH
1/4"	114SB45L	43.00
1/2"	112SB45L	62.37
2"	2SB45L	81.27

## Tee



SIZE	STOCK NO	EACH
1/2"	12SBT	18.43
3/4"	34SBT	21.74
1"	1SBT	40.64
1 1/4"	114SBT	75.60
1 1/2"	112SBT	102.06
2"	2SBT	136.08

## Reducing Tee



SIZE	STOCK NO	EACH
3/4" x 1/2" x 1/2"	341212SBT	21.74
3/4" x 3/4" x 1/2"	343412SBT	21.74

## Coupling



SIZE	STOCK NO	EACH
1/2"	12SBC	11.81
3/4"	34SBC	16.07
1"	1SBC	26.93
1 1/4"	114SBC	38.27
1 1/2"	112SBC	51.03
2"	2SBC	68.04

## Reducing Coupling

SIZE	STOCK NO	EACH
3/8" x 1/2"	3812SBC	11.81
3/4" x 1/2"	3412SBC	14.18
1" x 3/4"	134SBC	26.93

## Slip Coupling



SIZE	STOCK NO	EACH
1/2"	12SBSC	20.32
3/4"	34SBSC	24.10

## Male Adapter



SIZE	STOCK NO	EACH
1/2"	12SBMA	9.92
3/4"	34SBMA	11.34
1"	1SBMA	22.68
1 1/4"	114SBMA	34.02
1 1/2"	112SBMA	46.31
2"	2SBMA	62.37

## Male Reducing Connector

NPT

SIZE	STOCK NO	EACH
1/2" x 3/4"	1234SBMC	11.34

## Female Adapter



SIZE	STOCK NO	EACH
1/2"	12SBFA	9.92
3/4"	34SBFA	11.34
1"	1SBFA	20.79
1 1/4"	114SBFA	32.13
1 1/2"	112SBFA	46.31
2"	2SBFA	62.37

Reducing

1/2" x 3/4"	1234SBFA	11.34
-------------	----------	-------

## Cap



SIZE	STOCK NO	EACH
1/2"	12SBCAP	10.87
3/4"	34SBCAP	12.76
1"	1SBCAP	24.10
1 1/4"	114SBCAP	34.02
1 1/2"	112SBCAP	46.31
2"	2SBCAP	62.37

## Ball Valve



SIZE	STOCK NO	EACH
1/2"	12SBBA	30.24
3/4"	34SBBA	37.80
1"	1SBBA	51.98
1 1/4"	114SBBA	93.56
1 1/2"	112SBBA	177.66
2"	2SBBA	217.35

## Check Valve



SIZE	STOCK NO	EACH
1/2"	12SBCHVA	28.35
3/4"	34SBCHVA	33.08

## Contractor Kit

The SharkBite Contractor Kit is a great toolkit with an arrangement of popular SharkBite fittings and accessories.



MODEL	STOCK NO	EACH
22486LF	SBCOKIT	354.38

## Disconnect Clips

Shark Bite



SIZE	STOCK NO	EACH
1/2"	12SBCLIP	2.79
3/4"	34SBCLIP	2.79
1"	1SBCLIP	2.79
1 1/4"	114SBCLIP	9.26
1 1/2"	112SBCLIP	13.70
2"	2SBCLIP	17.96

## SharkBite Push-Fit Flexible Hoses



SIZE	STOCK NO	EACH
<b>24" Water Softener Hose</b>		
3/4" x 1" FIP	34124SBWSC	31.19
<b>18" Coupling Hose</b>		
3/4" x 3/4"	3418SBWHC	28.82
<b>18" Water Heater Connectors with Ball Valve</b>		
1/2" SB x 3/4" FIP	123418SBWHCBV	52.92
3/4" SB x 3/4" FIP	3418SBWHCBV	60.48



**Speedfit® 90° Elbow**

Twist & Lock

SIZE	STOCK NO	EACH
1/2" . . . . .	12SFL	7.97
3/4" . . . . .	34SFL	12.00
1" . . . . .	1SFL	20.14



**Speedfit® Straight Tee**

Twist & Lock

SIZE	STOCK NO	EACH
1/2" . . . . .	12SFT	8.17
3/4" . . . . .	34SFT	13.63
1" . . . . .	1SFT	25.59



**Speedfit® Coupling**

Twist & Lock

SIZE	STOCK NO	EACH
1/2" . . . . .	12SFC	6.96
3/4" . . . . .	34SFC	9.17
1" . . . . .	1SFC	17.77



**Speedfit® Cap**

Twist & Lock

SIZE	STOCK NO	EACH
1/2" . . . . .	12SFCAP	5.69
3/4" . . . . .	34SFCAP	7.19
1" . . . . .	1SFCAP	11.54

**Speedfit® Male Adapter**

Twist & Lock

SIZE	STOCK NO	EACH
3/4" . . . . .	34SFMA	8.80
1" . . . . .	1SFMA	14.36

**See page 524  
 Water Filtration Products for  
 smaller Speedfit sizes**

# ProPress System

## Ridgid Tools <sup>(40)</sup> ridgid.com



### ProPress RP 350 Cordless Crimp Tool Kit

- Includes jaws for 1/2" to 2"
  - Fits jaws up to 4"
  - Copper & Stainless Steel
  - 360° head swivel
  - 18V Battery and Carrying Case
- Not included: 1/2" to 2" PEX (with additional jaws)  
1/2" to 4" for carbon steel (with Press Booster)

STOCK NO	EACH
PP67053	6228.67



### ProPress RP 240 Battery Crimp Tool Kit

- 15% Smaller and 10% lighter, with pistol grip.  
Includes Crimp Tool with 1/2" - 1/4" Jaw Set,  
(2) 12V Batteries, Charger, and Carrying Case.

JAW SIZES	STOCK NO	EACH
1/2" - 1/4"	PP57398	3181.64



### ProPress Jaws

For ProPress ONLY!

SIZE	STOCK NO	EACH
1/2"	PP76652	364.50
3/4"	PP76657	364.50
1"	PP76662	364.50
1 1/4"	PP76667	364.50
1 1/2"	PP76672	441.14
2"	PP76677	502.31



### 18V Lithium Ion Batteries

DESCRIPTION	STOCK NO	EACH
2.5 Ah	RI56513	259.62
5.0 Ah	RI56518	336.20



### ProPress Crimping Rings

- 3-Ring Kit with 2 1/2, 3 & 4" Crimp Rings,  
Ring Acuator and Carrying Case.  
**FOR XL-C FITTINGS ONLY!**

STOCK NO	EACH
PP20483	5071.69

(40)

### ProPress RP 241 Battery Crimp Tool Kit

- 25% smaller and 10% lighter than its predecessor,  
this lightweight, low profile design, is designed to  
help you easily work overhead and in tight spaces.  
Includes Crimp Tool with 1/2" - 1/4" Jaw Set,  
(2) 12V Batteries, Charger, and Carrying Case.

JAW SIZES	STOCK NO	EACH
1/2" - 1/4"	PP57363	3803.76



### ProPress Compact Jaws



SIZE	STOCK NO	EACH
1/2"	PP16958	269.39
3/4"	PP16963	269.39
1"	PP16978	269.39
1 1/4"	PP31228	285.23

## Milwaukee Tools <sup>(40)</sup> milwaukeetools.com



### M18™ FORCE LOGIC™ Press Tool Kit with ONE-KEY™

2922-22 Kit Includes:

- 2922-20 Force Logic Press Tool
- (2) M18™ REDLITHIUM™ CP2.0 Batteries
- Charger & Carrying Case
- 1/2", 3/4", 1", 1 1/4", 1 1/2" & 2" Copper Press Jaws

STOCK NO	EACH
MI0KPRESSTO	5997.78



### M18™ FORCE LOGIC™ Black Iron Press Jaws

SIZE	STOCK NO	EACH
1/2"	MI12BJA	504.90
3/4"	MI34BJA	565.49
1"	MI1BJA	666.47



### M12™ FORCE LOGIC™ Press Tool Kit

2473-22 Kit Includes:

- 2473-20 Press Tool
- (2) 12v REDLITHIUM Batteries
- Charger & Carrying Case
- 1/2", 3/4" & 1" Copper Press Jaws

STOCK NO	EACH
MI12PRESSCOTO	3539.16



### M12™ FORCE LOGIC™ Compact Jaws

SIZE	STOCK NO	EACH
1/2"	MI12BCOJA	363.53
3/4"	MI34BCOJA	403.92
1"	MI1BCOJA	666.47

Compact Jaw Kit, Includes Case

1/2", 3/4" & 1"	MI12BCOJAKIT	1413.72
-----------------	--------------	---------

For PEX Jaws and  
M18™ Short Throw  
Press Tool Kit  
See Page 1215

See page 1907 for  
REDLITHIUM Batteries and  
additional Milwaukee Tools





## 90° Elbow

Copper to Copper

SIZE	STOCK NO	EACH
<b>Copper Elbow</b>		
1/2"	PP77317	4.74
3/4"	PP77022	7.64
1"	PP77027	15.24
1 1/4"	PP77032	30.75
1 1/2"	PP77037	57.52
2"	PP77042	80.77
<b>XL-C Copper Elbow</b>		
2 1/2"	PP20623	223.78
3"	PP20628	281.55
4"	PP20633	348.31



## Reducing 90° Elbow

Copper to Copper

SIZE	STOCK NO	EACH
3/4 x 1/2"	PP77325	11.47
1 x 3/4"	PP77330	26.46



## 90° Elbow

Fitting to Copper

SIZE	STOCK NO	EACH
<b>Copper Elbow</b>		
1/2"	PP77347	4.91
3/4"	PP77052	7.95
1"	PP77057	18.18
1 1/4"	PP77062	33.48
1 1/2"	PP77067	60.86
2"	PP77072	84.55
<b>XL-C Copper Elbow</b>		
2 1/2"	PP20638	250.60
3"	PP20643	291.41
4"	PP20648	371.09



## 90° Drop Elbow

Copper to Fitting with Wall Plate

SIZE	STOCK NO	EACH
<b>Bronze Drop Elbow</b>		
1/2 x 1/2"	PP79190	23.41
3/4 x 3/4"	PP79195	48.60



## 90° Elbow

Copper by Female NPT

SIZE	STOCK NO	EACH
<b>Bronze Elbow</b>		
1/2 x 1/2"	PP79525	16.83
3/4 x 1/2"	PP79535	42.38
3/4 x 3/4"	PP79540	POA*
2" x 2"	PP79570	156.39

\*Price on Application



## 45° Elbow

Copper to Copper

SIZE	STOCK NO	EACH
<b>Copper Elbow</b>		
1/2"	PP77607	5.72
3/4"	PP77023	6.72
1"	PP77028	21.40
1 1/4"	PP77033	30.71
1 1/2"	PP77038	49.22
2"	PP77043	68.25
<b>XL-C Copper Elbow</b>		
2 1/2"	PP20653	150.70
3"	PP20658	211.21
4"	PP20663	298.94



## 45° Elbow

Fitting to Copper

SIZE	STOCK NO	EACH
<b>Copper Elbow</b>		
1/2"	PP77637	4.52
3/4"	PP77053	6.40
1"	PP77058	20.86
1 1/4"	PP77063	30.73
1 1/2"	PP77068	46.47
2"	PP77073	69.60
<b>XL-C Copper Elbow</b>		
2 1/2"	PP20668	183.82
3"	PP20673	265.90
4"	PP20678	335.92



## Spring Check Valve

Copper to Copper

SIZE	STOCK NO	EACH
1/2"	PP79035	32.79
3/4"	PP79040	41.96
1"	PP79045	48.37
1 1/4"	PP79050	69.96
1 1/2"	PP79055	99.29
2"	PP79060	180.69

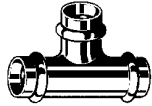


## Di-electric Union

Bronze - Copper to Female NPT

SIZE	STOCK NO	EACH
1/2"	PP79155	73.17
3/4"	PP79160	78.40
1"	PP79165	100.59
1 1/4"	PP79170	131.07
1 1/2"	PP79175	152.48
2"	PP79180	213.98

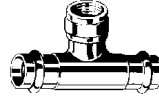




**Tee**

Copper to Copper to Copper

SIZE	STOCK NO	EACH
<b>Copper Tee</b>		
1/2" . . . . .	PP77377	7.21
1/2 x 1/2 x 3/4" . . . . .	PP77382	25.80
3/4" . . . . .	PP77387	12.64
3/4 x 1/2 x 1/2" . . . . .	PP77392	20.21
3/4 x 1/2 x 3/4" . . . . .	PP77397	21.79
3/4 x 3/4 x 1/2" . . . . .	PP77402	11.04
3/4 x 3/4 x 1" . . . . .	PP77407	41.77
1" . . . . .	PP77412	23.14
1 x 1/2 x 1" . . . . .	PP94767	40.05
1 x 3/4 x 1/2" . . . . .	PP77417	42.28
1 x 3/4 x 3/4" . . . . .	PP77422	37.19
1 x 3/4 x 1" . . . . .	PP77427	42.00
1 x 1 x 1/2" . . . . .	PP77432	26.97
1 x 1 x 3/4" . . . . .	PP77437	26.31
1 x 1 x 1 1/4" . . . . .	PP15488	72.58
1 1/4" . . . . .	PP77442	39.49
1 1/4 x 1 x 3/4" . . . . .	PP94762	40.96
1 1/4 x 1 x 1" . . . . .	PP14568	44.93
1 1/4 x 1 1/4 x 1/2" . . . . .	PP94757	34.36
1 1/4 x 1 1/4 x 3/4" . . . . .	PP77452	36.13
1 1/4 x 1 1/4 x 1" . . . . .	PP77447	38.96
1 1/2" . . . . .	PP77457	75.17
1 1/2 x 1 x 3/4" . . . . .	PP79660	100.68
1 1/2 x 1 x 1" . . . . .	PP15458	114.52
1 1/2 x 1 x 1 1/2" . . . . .	PP15463	125.61
1 1/2 x 1 1/4 x 1" . . . . .	PP15453	102.08
1 1/2 x 1 1/4 x 1 1/4" . . . . .	PP15483	75.40
1 1/2 x 1 1/2 x 1/2" . . . . .	PP15448	81.56
1 1/2 x 1 1/2 x 3/4" . . . . .	PP77462	66.77
1 1/2 x 1 1/2 x 1" . . . . .	PP77467	69.28
1 1/2 x 1 1/2 x 1 1/4" . . . . .	PP77472	74.40
2" . . . . .	PP77477	92.87
2 x 1 1/4 x 1 1/4" . . . . .	PP15518	167.72
2 x 1 1/2 x 3/4" . . . . .	PP15513	143.83
2 x 1 1/2 x 1" . . . . .	PP15498	141.99
2 x 1 1/2 x 1 1/4" . . . . .	PP15508	146.67
2 x 1 1/2 x 1 1/2" . . . . .	PP15503	148.69
2 x 2 x 1/2" . . . . .	PP15538	128.52
2 x 2 x 3/4" . . . . .	PP94777	108.66
2 x 2 x 1" . . . . .	PP94772	112.31
2 x 2 x 1 1/2" . . . . .	PP77482	86.03
2 x 2 x 1 1/4" . . . . .	PP77487	114.44
<b>XL-C Copper Tee</b>		
2 1/2" . . . . .	PP20683	281.78
2 1/2 x 2 x 1 1/2" . . . . .	PP22283	374.94
2 1/2 x 2 x 2" . . . . .	PP22278	329.39
2 1/2 x 2 1/2 x 1/2" . . . . .	PP22303	352.71
2 1/2 x 2 1/2 x 3/4" . . . . .	PP22298	374.54
2 1/2 x 2 1/2 x 1" . . . . .	PP22293	385.55
2 1/2 x 2 1/2 x 1 1/4" . . . . .	PP22288	392.98
2 1/2 x 2 1/2 x 1 1/2" . . . . .	PP20803	375.50
2 1/2 x 2 1/2 x 2" . . . . .	PP20688	331.02
3" . . . . .	PP20693	345.57
3 x 3 x 3/4" . . . . .	PP22323	402.05
3 x 3 x 1" . . . . .	PP22308	414.12
3 x 3 x 1 1/4" . . . . .	PP22313	414.12
3 x 3 x 1 1/2" . . . . .	PP20798	414.12
3 x 3 x 2" . . . . .	PP20698	397.56
3 x 3 x 2 1/2" . . . . .	PP20703	438.60
4" . . . . .	PP20708	494.18
4 x 4 x 1 1/2" . . . . .	PP20808	519.04
4 x 4 x 2" . . . . .	PP20713	447.32
4 x 4 x 2 1/2" . . . . .	PP20718	426.22
4 x 4 x 3" . . . . .	PP20723	467.21



**Tee**

Copper to Copper to NPT Fitting

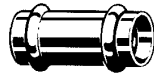
SIZE	STOCK NO	EACH
<b>Bronze Tee</b>		
1/2 x 1/2 x 1/2" . . . . .	PP79580	24.99
3/4 x 3/4 x 1/4" . . . . .	PP79585	34.71
3/4 x 3/4 x 1/2" . . . . .	PP79590	33.90
3/4 x 3/4 x 3/4" . . . . .	PP79595	42.42
1 x 1 x 1/2" . . . . .	PP79760	43.36
1 x 1 x 3/4" . . . . .	PP79765	51.26
1 1/4 x 1 1/4 x 1/2" . . . . .	PP79770	61.42
1 1/4 x 1 1/4 x 3/4" . . . . .	PP79775	63.68
1 1/2 x 1 1/2 x 1/2" . . . . .	PP79780	72.79
1 1/2 x 1 1/2 x 3/4" . . . . .	PP79785	105.76
2 x 2 x 1 1/2" . . . . .	PP79790	88.63



**Baseboard Tee**

Copper to Fitting to Copper

SIZE	STOCK NO	EACH
1/2 x 1/8 x 1/2" . . . . .	PP79635	33.82
3/4 x 1/8 x 3/4" . . . . .	PP79640	36.83



**Coupling**

Copper to Copper

SIZE	STOCK NO	EACH
<b>Copper Coupling with Stop</b>		
1/2" . . . . .	PP78047	4.27
3/4" . . . . .	PP78052	6.45
1" . . . . .	PP78057	12.95
1 1/4" . . . . .	PP78062	16.52
1 1/2" . . . . .	PP78067	30.13
2" . . . . .	PP78072	38.42
<b>XL-C Copper Coupling with Stop</b>		
2 1/2" . . . . .	PP20728	111.49
3" . . . . .	PP20733	141.95
4" . . . . .	PP20738	200.90
<b>Copper Coupling without Stop</b>		
1/2" . . . . .	PP78172	10.54
3/4" . . . . .	PP78177	13.85
1" . . . . .	PP78182	17.62
1 1/4" . . . . .	PP78187	27.08
1 1/2" . . . . .	PP78192	40.92
2" . . . . .	PP78197	46.72
<b>XL-C Copper Coupling without Stop</b>		
2 1/2" . . . . .	PP20743	113.02
3" . . . . .	PP20748	145.95
4" . . . . .	PP20753	200.60



**Bronze Insert Stiffener**

For use with 3/4" Finned Tube.

SIZE	STOCK NO	EACH
3/4" . . . . .	PP16423	4.20



**Union**

Copper to Copper

SIZE	STOCK NO	EACH
<b>Bronze Union</b>		
1/2" . . . . .	PP79125	37.22
3/4" . . . . .	PP79130	46.10
1" . . . . .	PP79135	75.05
1 1/4" . . . . .	PP79140	107.99
1 1/2" . . . . .	PP79145	141.32
2" . . . . .	PP79150	226.35



**Reducer**

Copper to Copper

SIZE	STOCK NO	EACH
<b>Copper Reducer</b>		
3/4 x 1/2" . . . . .	PP78147	19.52
1 x 1/2" . . . . .	PP15603	36.00
1 x 3/4" . . . . .	PP78152	22.81
1 1/4 x 3/4" . . . . .	PP15593	52.69
1 1/4 x 1" . . . . .	PP78157	34.01
1 1/2 x 3/4" . . . . .	PP18473	62.96
1 1/2 x 1" . . . . .	PP15588	56.52
1 1/2 x 1 1/4" . . . . .	PP78162	50.06
2 x 3/4" . . . . .	PP18468	59.87
2 x 1" . . . . .	PP15608	87.18
2 x 1 1/4" . . . . .	PP22328	72.55
2 x 1 1/2" . . . . .	PP78167	56.35

**XL-C Copper Reducer**

2 1/2 x 1 1/2" . . . . .	PP20695	236.08
2 1/2 x 2" . . . . .	PP20700	224.86
3 x 1 1/2" . . . . .	PP20705	261.22
3 x 2" . . . . .	PP20710	261.87
3 x 2 1/2" . . . . .	PP20715	307.02
4 x 2" . . . . .	PP20720	325.69
4 x 2 1/2" . . . . .	PP20725	359.56
4 x 3" . . . . .	PP20730	395.85



**Reducer**

Fitting to Copper

SIZE	STOCK NO	EACH
<b>Copper Reducer</b>		
3/4 x 1/2" . . . . .	PP78077	5.02
1 x 1/2" . . . . .	PP78082	12.97
1 x 3/4" . . . . .	PP78087	13.23
1 1/4 x 1/2" . . . . .	PP22333	15.23
1 1/4 x 3/4" . . . . .	PP78092	15.79
1 1/4 x 1" . . . . .	PP78097	17.77
1 1/2 x 1/2" . . . . .	PP79850	43.71
1 1/2 x 3/4" . . . . .	PP14543	26.39
1 1/2 x 1" . . . . .	PP78102	26.07
1 1/2 x 1 1/4" . . . . .	PP78107	26.23
2 x 1/2" . . . . .	PP79855	55.69
2 x 3/4" . . . . .	PP79860	55.23
2 x 1" . . . . .	PP78112	29.56
2 x 1 1/4" . . . . .	PP78117	36.17
2 x 1 1/2" . . . . .	PP78122	35.17

**XL-C Copper Reducer**

2 1/2 x 1 1/2" . . . . .	PP20813	164.95
2 1/2 x 2" . . . . .	PP20758	141.83
3 x 1 1/2" . . . . .	PP20818	180.44
3 x 2" . . . . .	PP20763	175.61
3 x 2 1/2" . . . . .	PP20768	180.88
4 x 2" . . . . .	PP20773	202.10
4 x 2 1/2" . . . . .	PP20778	220.81
4 x 3" . . . . .	PP20783	233.36



**Union**

Copper by Female NPT

SIZE	STOCK NO	EACH
<b>Bronze Union</b>		
1/2 x 1/2" . . . . .	PP79700	29.81
3/4 x 3/4" . . . . .	PP79705	38.27
1 x 1" . . . . .	PP79710	63.39
1 1/4 x 1 1/4" . . . . .	PP79715	77.89
1 1/2 x 1 1/2" . . . . .	PP79720	122.42
2 x 2" . . . . .	PP79725	162.16



**Union**


Copper by Male NPT



SIZE	STOCK NO	EACH
<b>Bronze Union</b>		
1/2 x 1/2"	PP79730	32.47
3/4 x 3/4"	PP79735	44.94
1 x 1"	PP79740	65.72
1 1/4 x 1 1/4"	PP79745	94.24
1 1/2 x 1 1/2"	PP79750	131.42
2 x 2"	PP79755	171.82

**Adapter Flange**

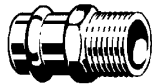
Copper by Flange



SIZE	STOCK NO	EACH
<b>Bronze Adapter</b>		
2"	PP79695	350.17
2 1/2"	PP20853	342.27
3"	PP20858	414.81
4"	PP20863	464.07

**Adapter**

Copper by Male NPT



SIZE	STOCK NO	EACH
<b>Bronze Adapter</b>		
1/2 x 3/8"	PP79210	8.87
1/2 x 1/2"	PP79215	5.47
1/2 x 3/4"	PP79220	11.46
3/4 x 1/2"	PP79225	12.00
3/4 x 3/4"	PP79230	9.81
3/4 x 1"	PP79235	27.34
1 x 3/4"	PP79240	30.13
1 x 1"	PP79245	18.31
1 x 1 1/4"	PP79250	38.18
1 1/4 x 1"	PP79255	42.74
1 1/4 x 1 1/4"	PP79260	38.87
1 1/4 x 1 1/2"	PP79265	45.63
1 1/2 x 1 1/4"	PP79270	57.32
1 1/2 x 1 1/2"	PP79275	54.47
2 x 2"	PP79290	104.83
<b>XL-C Copper Adapter</b>		
2 1/2 x 2 1/2"	PP20823	228.09
3 x 3"	PP20828	286.95
4 x 4"	PP20838	350.94

**Adapter**

Copper by Female NPT



SIZE	STOCK NO	EACH
<b>Bronze Adapter</b>		
1/2 x 1/2"	PP79300	6.83
1/2 x 3/4"	PP79305	14.46
3/4 x 1/2"	PP79310	10.57
3/4 x 3/4"	PP79315	10.62
1 x 3/4"	PP79325	37.89
1 x 1"	PP79330	20.34
1 x 1 1/4"	PP79335	39.00
1 1/4 x 1"	PP79345	46.64
1 1/4 x 1 1/4"	PP79350	46.22
1 1/2 x 1 1/2"	PP79365	64.72
2 x 2"	PP79370	107.76
<b>XL-C Copper Adapter</b>		
2 1/2 x 2 1/2"	PP20819	257.47
3 x 3"	PP20829	421.67
4 x 4"	PP20839	543.33

**Adapter**

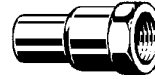
Fitting by Male NPT



SIZE	STOCK NO	EACH
<b>Bronze Adapter</b>		
1/2 x 1/2"	PP79380	19.87
3/4 x 1/2"	PP79390	32.63
3/4 x 3/4"	PP79395	33.20
1 x 1"	PP79405	49.64
1 1/4 x 1 1/4"	PP79410	63.98
1 1/2 x 1 1/2"	PP79415	95.42
2 x 2"	PP79420	140.43

**Adapter**

Fitting by Female NPT



SIZE	STOCK NO	EACH
<b>Bronze Adapter</b>		
1/2 x 1/2"	PP79430	21.76
3/4 x 1/2"	PP79440	28.03
3/4 x 3/4"	PP79445	31.48
1 x 1"	PP79450	49.05
1 1/4 x 1 1/4"	PP79465	84.51
1 1/2 x 1 1/2"	PP79470	94.24
2 x 2"	PP79475	159.61

**Cross-Over**

Copper to Copper



SIZE	STOCK NO	EACH
1/2"	PP77742	32.22
3/4"	PP77747	40.05

**Cap**

SIZE	STOCK NO	EACH
<b>Copper Cap</b>		
1/2"	PP77712	9.05
3/4"	PP77717	15.53
1"	PP77722	23.94
1 1/4"	PP77727	28.35
1 1/2"	PP77732	43.94
2"	PP77737	53.39
<b>XL-C Copper Cap</b>		
2 1/2"	PP20833	157.57
3"	PP20843	199.47
4"	PP20848	232.55

**Sealing Elements**

FKM Gaskets



SIZE	STOCK NO	EACH
1/2"	PP17768	2.32
3/4"	PP17778	3.51
1"	PP17788	4.08

**Apollo-Press Full Port Ball Valve**



SIZE	STOCK NO	EACH
<b>Press x Press • Lead Free Bronze</b>		
1/2"	1277W103	47.39
3/4"	3477W104	63.89
1"	177W105	81.47
1 1/4"	11477W106	149.54
1 1/2"	11277W107	205.95
2"	277W108	297.09

SIZE	STOCK NO	EACH
<b>Press x Press • Lead Free Bronze Stainless Steel Ball &amp; Stem</b>		
1/2"	1277WLF143	73.00
3/4"	3477WLF144	99.12
1"	177WLF145	144.30
1 1/4"	11477WLF146	268.69
1 1/2"	11277WLF147	330.02
2"	277WLF148	489.27

SIZE	STOCK NO	EACH
<b>Press x Press • XL-C Full Port Ball Valve</b>		
2 1/2"	21277VLF109	920.88
3"	377VLF100	1199.29
4"	477VLF14A	1682.66

**Apollo-Press Full Port Ball Valve**



Press x Hose Cap & Chain • 300 CWP

SIZE	STOCK NO	EACH
1/2"	1277W103HCA	61.81
3/4"	3477W104HCA	85.81

**LEAD FREE Viega ProPress Spring Check Valve**



- For potable water installations
- Bronze
- Press connection
- Inline

SIZE	STOCK NO	EACH
1/2"	PP79035	32.79
3/4"	PP79040	41.96
1"	PP79045	48.37
1 1/4"	PP79050	69.96
1 1/2"	PP79055	99.29
2"	PP79060	180.69

**LEAD FREE Viega ProPress ball valve with Hose Connection**



- For potable water installations
- Bronze
- Press connection, hose connection
- Full port

SIZE	STOCK NO	EACH
1/2"	PP79875	64.81
3/4"	PP79876	65.99

**Viega ProPress ball valve with Hose Connection**



- For non-potable application
- Bronze, brass
- Press connection, hose connection
- Full port

SIZE	STOCK NO	EACH
1/2"	PP24090	40.62
3/4"	PP24095	56.77

**Milwaukee Ultra Pure™ Full Port Ball Press Valve**



Press x Press

SIZE	STOCK NO	EACH
1/2"	12UPBA480B	43.78
3/4"	34UPBA480B	64.17
1"	1UPBA480B	82.92
1 1/4"	114UPBA480B	156.45
1 1/2"	112UPBA480B	220.56
2"	2UPBA480B	325.42
2 1/2"	212UPBA480B	830.90
3"	3UPBA480B	1092.04
4"	4UPBA480B	1618.03

**(55) Milwaukee Ultra Pure™ Press Check Valve**



200 P.S.I. • Horizontal Swing

SIZE	STOCK NO	EACH
1/2"	12UP969	69.04
3/4"	34UP969	94.34
1"	1UP969	131.17
1 1/4"	114UP969	255.42
1 1/2"	112UP969	334.80
2"	2UP969	511.99

**BA475B/BA480B/BA485B Accessories**

SIZE	STOCK NO	EACH
<b>Memory Stop</b>		
1/4 - 1/2"	8662D940	3.85
3/4 - 1"	8662F940	4.19
1 1/4 - 2"	8662J940	5.18
2 1/2 - 3"	8662K940	5.18
<b>XH Extension Stem</b>		
1/4 - 1/2"	EXTEN15XA	12.04
3/4 - 1 1/2"	EXTEN25XA	14.67
2"	EXTEN38XA	20.03
2 1/2" - 3"	EXTEN50XA	38.70
<b>Locking Handle</b>		
1/4 - 1/2"	27995AMV	9.33
3/4 - 1"	27996AMV	12.47
1 1/4 - 1 1/2"	27997AMV	18.67
2"	27998AMV	24.54

**Viega lockable stem extension**



- For valve top
- Suitable for Viega ProPress ball valves
- Brass

SIZE	STOCK NO	EACH
1/2" - 3/4"	PP23500	32.78
1" - 1 1/4"	PP23505	39.35
1 1/2" - 2"	PP23510	52.45
2 1/2" - 4"	PP78312	183.63

**LEAD FREE Cimberio Full Port Ball Valve**



Press x Press

SIZE	STOCK NO	EACH
1/2"	C1220NL04	21.13
3/4"	C1220NL06	26.74
1"	C1220NL07	36.37
1 1/4"	C1220NL08	65.51
1 1/2"	C1220NL09	94.42
2"	C1220NL10	154.75
2 1/2"	C1220NLC11	347.59
3"	C1220NLC12	453.95
4"	C1220NLC14	786.84

**LEAD FREE Series JP-110G 2 Piece, Stop & Waste, Full port Brass Ball Valves**



- Features:**
- Dezincification resistant brass
  - Gland follower and single o-ring stem design
  - Blow-out proof stem
  - Side Drain/Bleeder
  - 100% leak tested
  - IAMPO Certified, NSF 372, NSF 14
- 250 WOG • Max 250° F • Press Connections**
- | SIZE | STOCK NO | EACH  |
|------|----------|-------|
| 1/2" | 12JPBVD  | 25.06 |
| 3/4" | 34JPBVD  | 34.25 |
| 1"   | 1JPBVD   | 46.98 |

**LEAD FREE Viega ProPress ball valve**



- For potable water installations
  - Bronze
  - Press connection
  - Full port
- | SIZE   | STOCK NO | EACH    |
|--------|----------|---------|
| 1/2"   | PP79923  | 56.06   |
| 3/4"   | PP79928  | 66.10   |
| 1"     | PP79933  | 86.64   |
| 1 1/4" | PP79938  | 162.46  |
| 1 1/2" | PP79943  | 256.24  |
| 2"     | PP79948  | 369.54  |
| 2 1/2" | PP78300  | 537.77  |
| 3"     | PP78305  | 655.82  |
| 4"     | PP78310  | 1049.30 |



# Refrigeration Press Fittings (47c)

conexbanninger.com

## 90° Elbows

Press to Press

Must order in bag quantities



SIZE	BAG QTY	STOCK NO	EACH FTG
1/4"	5	CO14COLCB	17.74
3/8"	5	CO38COLCB	25.87
1/2"	3	CO12COLCB	28.68
5/8"	3	CO58COLCB	29.53
3/4"	3	CO34COLCB	37.33
7/8"	3	CO78COLCB	34.87
1 1/8"	2	CO118COLCB	44.16
1 3/8"	1	CO138COLCB	67.52

## 90° Street Elbows

Press to Solder

Must order in bag quantities



SIZE	BAG QTY	STOCK NO	EACH FTG
3/8"	3	CO38COSLCB	35.79
1/2"	3	CO12COSLCB	36.55
5/8"	3	CO58COSLCB	40.78
3/4"	3	CO34COSLCB	42.93
7/8"	3	CO78COSLCB	46.92
1 1/8"	2	CO118COSLCB	51.69
1 3/8"	1	CO138COSLCB	78.41

## 45° Elbows

Press to Press

Must order in bag quantities



SIZE	BAG QTY	STOCK NO	EACH FTG
1/4"	3	CO14CO45LCB	31.21
3/8"	3	CO38CO45LCB	34.68
1/2"	3	CO12CO45LCB	38.49
5/8"	3	CO58CO45LCB	38.51
3/4"	3	CO34CO45LCB	42.29
7/8"	3	CO78CO45LCB	47.23
1 1/8"	2	CO118CO45LCB	59.18
1 3/8"	2	CO138CO45LCB	90.29

## Refrigerant Flare

Press to Male flare connector

When possible make the flare connection prior to pressing the >B< MaxiPro Joint.

SAE Copper Flare - Brass Nut

Must order in bag quantities



SIZE	BAG QTY	STOCK NO	EACH FTG
1/4"	4	CO14COFLCB	16.82
3/8"	4	CO38COFLCB	20.98
1/2"	2	CO12COFLCB	25.75
5/8"	2	CO58COFLCB	28.92
3/4"	2	CO34COFLCB	40.45

## Couplings

Press to Press

Must order in bag quantities



SIZE	BAG QTY	STOCK NO	EACH FTG
1/4"	5	CO14COCCB	8.41
3/8"	5	CO38COCCB	12.85
1/2"	5	CO12COCCB	16.11
5/8"	5	CO58COCCB	20.72
3/4"	2	CO34COCCB	23.67
7/8"	2	CO78COCCB	32.72
1 1/8"	2	CO118COCCB	37.33
1 3/8"	2	CO138COCCB	45.29

## Caps

Press

Must order in bag quantities



SIZE	BAG QTY	STOCK NO	EACH FTG
1/4"	3	CO14COCAPCB	10.09
3/8"	3	CO38COCAPCB	14.79
1/2"	3	CO12COCAPCB	17.70
5/8"	2	CO58COCAPCB	19.59
3/4"	2	CO34COCAPCB	22.63
7/8"	2	CO78COCAPCB	24.69
1 1/8"	1	CO118COCAPCB	27.76
1 3/8"	1	CO138COCAPCB	41.04

## Tees

Press to Press to Press

Must order in bag quantities



SIZE	BAG QTY	STOCK NO	EACH FTG
1/4"	3	CO14COTCB	35.98
3/8"	3	CO38COTCB	39.43
1/2"	3	CO12COTCB	42.45
5/8"	2	CO58COTCB	44.75
3/4"	2	CO34COTCB	49.42
7/8"	2	CO78COTCB	53.11
1 1/8"	1	CO118COTCB	68.25
1 3/8"	1	CO138COTCB	111.77

## Reducing Couplings

Press to Press

Must order in bag quantities



SIZE	BAG QTY	STOCK NO	EACH FTG
1/2" x 3/8"	2	CO12X38CORCB	26.01
5/8" x 3/8"	2	CO58X38CORCB	26.41
5/8" x 1/2"	2	CO58X12CORCB	28.16
3/4" x 3/8"	2	CO34X38CORCB	37.73
3/4" x 1/2"	2	CO34X12CORCB	27.90
3/4" x 5/8"	2	CO34X58CORCB	33.12
7/8" x 1/2"	2	CO78X12CORCB	30.43
7/8" x 5/8"	2	CO78X58CORCB	40.68
7/8" x 3/4"	2	CO78X34CORCB	43.47
1 1/8" x 3/8"	1	CO118X58CORCB	48.69
1 1/8" x 3/4"	1	CO118X34CORCB	45.29
1 1/8" x 7/8"	1	CO118X78CORCB	52.73
1 3/8" x 7/8"	1	CO138X78CORCB	53.98
1 3/8" x 1 1/8"	1	CO138X118CORCB	65.25

## Fitting Reducing Couplings

Press to Solder

Must order in bag quantities



SIZE	BAG QTY	STOCK NO	EACH FTG
3/8" x 1/4"	2	CO38X14COFRCB	24.69
1/2" x 3/8"	2	CO12X38COFRCB	23.77
5/8" x 3/8"	2	CO58X38COFRCB	22.40
5/8" x 1/2"	2	CO58X12COFRCB	22.40
3/4" x 1/2"	2	CO34X12COFRCB	30.17
3/4" x 5/8"	2	CO34X58COFRCB	32.91
7/8" x 1/2"	2	CO78X12COFRCB	24.69
7/8" x 5/8"	2	CO78X58COFRCB	26.51
7/8" x 3/4"	2	CO78X34COFRCB	27.43
1 1/8" x 1/2"	1	CO118X12COFRCB	31.99
1 1/8" x 5/8"	1	CO118X58COFRCB	33.81
1 1/8" x 3/4"	1	CO118X34COFRCB	35.65
1 1/8" x 7/8"	1	CO118X78COFRCB	38.39

## Rothenberger >B< MaxiPro Press Jaw Kit

- Rotary Tube Cutter
- Pencil type deburrer
- Rovlies® copper cleaning pad
- Depth Gauge and Marker
- Large Press Jaws & Case:
  - 1/4", 3/8", 1/2", 5/8", 3/4", 7/8", & 1 1/8"



STOCK NO	EACH
COROJAWS	3305.66
Compact Press Jaw Kit: 6 Pieces 1/4" - 7/8"	
COROCOJAWS	3088.38
Large Press Jaw Kit: 1 3/8"	
CORO138JA	673.29

## PRO-Fit™ Fittings (18)

### PRO-Fit™ Quick Connect Unions

10 per Bag Brass Body Push-in

SIZE	STOCK NO	EACH
1/4"	RE87018	24.88
3/8"	RE87019	30.18
1/2"	RE87020	31.23
5/8"	RE87021	33.78
3/4"	RE87022	50.88
7/8"	RE87023	56.13

### PRO-Fit™ Quick Connect 90° Elbows

Brass Body Push-in

SIZE	STOCK NO	EACH
1/4"	RE87024	30.69
3/8"	RE87025	36.30
1/2"	RE87026	37.71
5/8"	RE87027	40.99
3/4"	RE87028	61.72
7/8"	RE87029	66.48

### PRO-Fit™ Quick Connect Reducers

Brass Body Push-in

SIZE	STOCK NO	EACH
3/8" x 1/4"	RE87030	33.10
1/2" x 3/8"	RE87031	36.64
5/8" x 1/2"	RE87032	40.24

### PRO-Fit™ Quick Connect Sockets

Brass Body Push-in

SIZE	STOCK NO	EACH
1/4"	RE87036	22.91
3/8"	RE87037	24.01
1/2"	RE87038	28.72
5/8"	RE87039	31.49

### PRO-Fit™ Support Kits

Line Marking Tool & Disconnect Tools

SIZE	STOCK NO	EACH
1/4" - 5/8"	RE87048	18.71
3/4" - 7/8"	RE87049	23.16

# Grooved Copper Fittings <sup>(09)</sup>

victaulic.com



**Fig. 608N Copper Grooved Butterfly Valves**

- Designed to provide bubble-tight shut-off in both directions to 300 PSI
- Cast bronze body
- EPDM disc
- Lever handle w/memory stop

SIZE	STOCK NO	EACH
2 1/2"	V024362211	3878.00
3"	V030362211	4262.12
4"	V040362211	5390.87
6"	V060362211	7326.37



**No. 610 Copper 90° Grooved Elbows**

SIZE	STOCK NO	EACH
2"	.2V610	369.25
2 1/2"	.212V610	399.00
3"	.3V610	556.50
4"	.4V610	1272.25
6"	.6V610	5738.24



**No. 611 Copper 45° Grooved Elbows**

SIZE	STOCK NO	EACH
2"	.2V611	369.25
2 1/2"	.212V611	399.00
3"	.3V611	556.50
4"	.4V611	1272.25
6"	.6V611	5738.24



**No. 620 Copper Grooved Tees**

SIZE	STOCK NO	EACH
2"	2V620	599.37
2 1/2"	.212V620	637.87
3"	3V620	948.50
4"	4V620	2072.00
6"	6V620	7152.24



**No. 625 Copper Grooved Reducing Tees**

SIZE	STOCK NO	EACH
3x2"	3X2V625	1221.50
3x2 1/2"	3X212V625	1609.12
4x2"	4X2V625	2721.25
4x2 1/2"	4X212V625	2721.25
4x3"	4X3V625	2721.25
6x3"	6X3V625	10125.49
6x4"	6X4V625	10125.49



**No. 660 Copper Grooved Caps**

SIZE	STOCK NO	EACH
2 1/2"	212V660	376.25
3"	3V660	465.50
4"	4V660	696.50
6"	6V660	1421.87



**No. 641 Copper Grooved Flanges**

SIZE	STOCK NO	EACH
2 1/2"	.212V641	1669.50
3"	3V641	1750.00
4"	4V641	1913.62
6"	6V641	2800.87



**No. 607 Rigid Copper Couplings**

SIZE	STOCK NO	EACH
2"	2V607	164.96
2 1/2"	.212V607	182.85
3"	3V607	204.71
4"	4V607	306.74
6"	6V607	673.76



**No. 650 GxG Copper Grooved Reducers**

SIZE	STOCK NO	EACH
3x2"	3X2V650	527.62
3x2 1/2"	3X212V650	527.62
4x2"	4X2V650	1073.62
4x2 1/2"	4X212V650	1073.62
4x3"	4X3V650	1073.62
6x3"	6X3V650	3255.00
6x4"	6X4V650	3255.00



**No. 652 GxSwt Copper Grooved Reducer**

SIZE	STOCK NO	EACH
2x1 1/2"	.2X112V652	436.62
2 1/2x2"	212X2V652	533.75
3x2"	3X2V652	660.62

**No. 647 Copper x IPS Dielectric Fitting**

SIZE	STOCK NO	EACH
2"	.2V647GG	819.00
2 1/2"	.212V647GG	917.00
3"	.3V647GG	1402.00
4"	.4V647GG	2805.00



## Forged Two Way Elbows

No 155

TUBE O.D.	STOCK NO	EACH
1/2"	12FCFL	15.28
3/8"	58FCFL	22.40



## Flare Two Way Elbows

No 55

TUBE O.D.	STOCK NO	EACH
3/8"	38CFL	7.78
1/2"	12CFL	9.70
5/8"	58CFL	13.74



## Forged Male Elbows

No 149

O.D.	I.P.T.	STOCK NO	EACH
1/4"	1/8"	14X18FCFMAL	7.26
1/4"	1/4"	14X14FCFMAL	4.50
3/8"	1/4"	38X14FCFMAL	5.96
3/8"	3/8"	38X38FCFMAL	11.04
3/8"	1/2"	38X12FCFMAL	9.18
1/2"	1/2"	12X12FCFMAL	15.16
5/8"	1/2"	58X12FCFMAL	20.85
5/8"	3/4"	58X34FCFMAL	27.64

## Flare Male Elbows

No 49

O.D.	I.P.T.	STOCK NO	EACH
1/4"	1/8"	14X18CFMAL	6.40
1/4"	1/4"	14X14CFMAL	4.50
3/8"	1/4"	38X14CFMAL	5.26
3/8"	3/8"	38X38CFMAL	5.59
3/8"	1/2"	38X12CFMAL	7.41
1/2"	3/8"	12X38CFMAL	10.02
1/2"	1/2"	12X12CFMAL	8.75
5/8"	1/2"	58X12CFMAL	14.61
5/8"	3/4"	58X34CFMAL	17.42



## Forged Female Elbows

No 150

O.D.	I.P.T.	STOCK NO	EACH
1/4"	1/8"	14X18FCFFAL	5.67
3/8"	1/4"	38X14FCFFAL	7.18
3/8"	3/8"	38X38FCFFAL	12.62
1/2"	3/8"	12X38FCFFAL	9.90

## Flare Female Elbows

No 150

O.D.	I.P.T.	STOCK NO	EACH
3/8"	3/8"	38X38CFFAL	6.83
1/2"	3/8"	12X38CFFAL	9.90
1/2"	1/2"	12X12CFFAL	18.13
3/8"	1/2"	58X12CFFAL	16.83

## Forged Tees

Three Way All - No 144

TUBE O.D.	STOCK NO	EACH
1/4"	14FCFT	5.82
3/8"	38FCFT	12.66
1/2"	12FCFT	19.39
5/8"	58FCFT	30.06

Reducing - No 144-R

1/2 x 3/8"	12X38FCFT	16.17
------------	-----------	-------



## Flare Tees

Three Way All - No 44

TUBE O.D.	STOCK NO	EACH
1/4"	14CFT	7.38
3/8"	38CFT	7.65
1/2"	12CFT	10.31
5/8"	58CFT	18.35

Reducing - No 44-R

1/2 x 3/8"	12X38CFT	11.20
5/8 x 3/8"	58X38CFT	22.99
5/8 x 1/2"	58X12CFT	18.16



## Unions

Standard - No 42

TUBE O.D.	STOCK NO	EACH
1/4"	14CFU	2.32
3/8"	38CFU	2.59
1/2"	12CFU	3.84
5/8"	58CFU	9.31
3/4"	34CFU	22.70

Reducing - No 42-R

3/8 x 1/4"	38X14CFU	4.29
1/2 x 3/8"	12X38CFU	6.36
5/8 x 1/2"	58X12CFU	10.69



## Male Adapters

No 48-F

O.D.	I.P.T.	STOCK NO	EACH
1/4"	1/8"	14X18CFMA	1.81
1/4"	1/4"	14X14CFMA	1.74
1/4"	3/8"	14X38CFMA	4.72
3/8"	1/8"	38X18CFMA	3.64
3/8"	1/4"	38X14CFMA	2.25
3/8"	3/8"	38X38CFMA	2.56
3/8"	1/2"	38X12CFMA	3.95
3/8"	3/4"	38X34CFMA	9.55
1/2"	1/4"	12X14CFMA	5.79
1/2"	3/8"	12X38CFMA	3.63
1/2"	1/2"	12X12CFMA	3.97
1/2"	3/4"	12X34CFMA	6.57
5/8"	1/2"	58X12CFMA	4.81
5/8"	3/4"	58X34CFMA	7.50



## Female Connectors

No. 46-F

O.D.	I.P.T.	STOCK NO	EACH
3/8"	1/4"	38X14CFFA	3.13
3/8"	3/8"	38X38CFFA	3.18
3/8"	1/2"	38X12CFFA	3.90
1/2"	3/8"	12X38CFFA	5.28
1/2"	1/2"	12X12CFFA	4.45
1/2"	3/4"	12X34CFFA	9.51
5/8"	1/2"	58X12CFFA	7.50



## Short Flare Nuts

No 41-FS

TUBE O.D.	STOCK NO	EACH
1/8"	18CFN	1.97
1/4"	14CFN	1.08
3/8"	38CFN	1.59
1/2"	12CFN	2.37
5/8"	58CFN	3.61
1/2 x 3/8"	12X38CFN	7.76
5/8 x 1/2"	58X12CFN	8.81



## Refrigeration Flare Nuts

No 141-S

TUBE O.D.	STOCK NO	EACH
1/4"	14CFRN	5.98
5/16"	516CFRN	3.74
3/8"	38CFRN	2.91
1/2"	12CFRN	3.58
5/8"	58CFRN	5.00
3/4"	34CFRN	26.46
7/8"	78CFRN	41.71



## Flare Caps

No 40

TUBE O.D.	STOCK NO	EACH
1/4"	14CFCAP	.92
3/8"	38CFCAP	1.91
1/2"	12CFCAP	2.18
5/8"	58CFCAP	6.44



## Flare Plugs

No 639-F

TUBE O.D.	STOCK NO	EACH
3/8"	38CFP	1.94
1/2"	12CFP	4.74
5/8"	58CFP	7.83



## Swivel Nuts

No 670-F

TUBE O.D.	STOCK NO	EACH
3/8"	38CFSN	9.51
1/2"	12CFSN	17.01
5/8"	58CFSN	16.41



# Brass Compression Fittings (02a)

brasscraft.com



## Male Elbows

TUBE O.D.	I.P.	STOCK NO	EACH
1/8	1/8	18X18CCMAL	8.51
3/16	1/8	316X18CCMAL	5.53
1/4	1/8	14X18CCMAL	6.96
1/4	1/4	14X14CCMAL	8.22
3/8	1/4	38X14CCMAL	7.28
3/8	3/8	38X38CCMAL	8.53
3/8	1/2	38X12CCMAL	11.33
1/2	3/8	12X38CCMAL	10.86
1/2	1/2	12X12CCMAL	31.32
5/8	3/8	58X38CCMAL	14.00
5/8	1/2	58X12CCMAL	22.60



## Tees

Tube all 3 Ends

TUBE O.D.	STOCK NO	EACH
1/4"	14CCT	9.12
3/8"	38CCT	12.50
5/8"	58CCT	27.13



## Unions

Tube Both Ends

TUBE O.D.	STOCK NO	EACH
<b>Straight</b>		
1/8"	18X18CCU	4.54
3/16"	316X316CCU	3.94
1/4"	14X14CCU	3.93
3/8"	38X38CCU	5.11
1/2"	12X12CCU	7.79
5/8"	58X58CCU	10.49
7/8"	78X78CCU	24.98
<b>Reducing</b>		
3/8" x 1/4"	38X14CCU	5.55
1/2" x 3/8"	12X38CCU	8.07
5/8" x 3/8"	58X38CCU	9.63



## Male Unions

TUBE O.D.	I.P.	STOCK NO	EACH
1/8	1/8	18X18CCMA	4.00
3/16	1/8	316X18CCMA	4.28
1/4	1/8	14X18CCMA	2.72
1/4	1/4	14X14CCMA	3.39
3/8	1/8	38X18CCMA	6.00
3/8	1/4	38X14CCMA	3.76
3/8	3/8	38X38CCMA	5.68
3/8	1/2	38X12CCMA	5.68
1/2	3/8	12X38CCMA	6.03
1/2	1/2	12X12CCMA	6.75
5/8	3/8	58X38CCMA	13.72
5/8	1/2	58X12CCMA	7.75
7/8	3/4	78X34CCMA	15.36



## Female Unions

TUBE O.D.	I.P.	STOCK NO	EACH
1/4	1/4	14X14CCFA	4.20
3/8	3/8	38X38CCFA	5.19
3/8	1/2	38X12CCFA	5.72
1/2	3/8	12X38CCFA	11.99
5/8	1/2	58X12CCFA	9.14
7/8	3/4	78X34CCFA	32.03



## Compression Cap

TUBE O.D.	MODEL NO	STOCK NO	EACH
3/8"	61CP-6	38CCCAP	3.52



## Nuts

TUBE O.D.	STOCK NO	EACH
1/8"	18CCN	.57
3/16"	316CCN	.71
1/4"	14CCN	.63
3/8"	38CCN	.86
1/2"	12CCN	1.63
5/8"	58CCN	4.13



## Sleeves

TUBE O.D.	STOCK NO	EACH
1/8"	18CCS	.24
3/16"	316CCS	.26
1/4"	14CCS	.20
3/8"	38CCS	.25
1/2"	12CCS	.51
5/8"	58CCS	.74
7/8"	78CCS	3.98

# Rough Brass Pipe and Fittings <sup>(02b)</sup>

meritbrass.com



## Rough Brass Pipe

12' Straight Length

IPS	O.D.	STOCK NO	PER FOOT
1/4"	.540	14X12RB	11.22
3/8"	.675	38X12RB	13.70
1/2"	.840	12X12RB	20.39
3/4"	1.050	34X12RB	27.72
1"	1.315	1X12RB	38.87
1 1/4"	1.660	114X12RB	57.42
1 1/2"	1.900	112X12RB	68.34
2"	2.375	2X12RB	89.93



## 90° Straight Elbows

SIZE	STOCK NO	EACH
1/8"	18RBL	4.62
1/4"	14RBL	4.36
3/8"	38RBL	4.50
1/2"	12RBL	6.64
3/4"	34RBL	8.95
1"	1RBL	13.80
1 1/4"	114RBL	21.94
1 1/2"	112RBL	38.13
2"	2RBL	44.60
2 1/2"	212RBL	87.50
3"	3RBL	136.36
4"	4RBL	323.70

## 90° Reducing Elbows

SIZE	STOCK NO	EACH
1/2 x 3/8"	12X38RBL	7.85
3/4 x 1/2"	34X12RBL	10.22
1 x 3/4"	1X34RBL	17.80
1 1/4 x 1"	114X1RBL	28.76
1 1/2 x 1 1/4"	112X114RBL	35.93
1 1/2 x 1"	112X1RBL	35.59
2 x 1 1/2"	2X112RBL	65.66



## 90° Street Elbows

SIZE	STOCK NO	EACH
1/8"	18RBSL	7.14
1/4"	14RBSL	6.94
3/8"	38RBSL	6.94
1/2"	12RBSL	8.26
3/4"	34RBSL	11.65
1"	1RBSL	19.27
1 1/4"	114RBSL	30.38
1 1/2"	112RBSL	39.59
2"	2RBSL	65.17



## 45° Elbows

SIZE	STOCK NO	EACH
1/8"	18RB45L	5.07
1/4"	14RB45L	5.07
1/2"	12RB45L	6.08
3/4"	34RB45L	9.21
1"	1RB45L	15.46
1 1/4"	114RB45L	25.31
1 1/2"	112RB45L	30.87
2"	2RB45L	49.06

## 45° Street Elbows

SIZE	STOCK NO	EACH
1/2"	12RBS45L	8.88
3/4"	34RBS45L	12.06



## Straight Tees

SIZE	STOCK NO	EACH
1/8"	18RBT	6.44
1/4"	14RBT	6.08
3/8"	38RBT	6.26
1/2"	12RBT	7.65
3/4"	34RBT	10.99
1"	1RBT	19.53
1 1/4"	114RBT	27.40
1 1/2"	112RBT	37.69
2"	2RBT	61.76



## Reducing Tees

SIZE	STOCK NO	EACH
3/4 x 1/2"	34X12RBT	13.50
1 x 1/2"	1X12RBT	25.22
1 x 3/4"	1X34RBT	24.64
1 1/4 x 1"	114X1RBT	35.24
1 1/2 x 1 1/4"	112X114RBT	49.95
2 x 1 1/4"	2X114RBT	80.56

## Straight Coupling

SIZE	STOCK NO	EACH
1/8"	18RBC	4.62
1/4"	14RBC	4.36
3/8"	38RBC	4.50
1/2"	12RBC	5.48
3/4"	34RBC	7.23
1"	1RBC	10.99
1 1/4"	114RBC	17.18
1 1/2"	112RBC	23.35
2"	2RBC	38.44



## Reducing Couplings

SIZE	STOCK NO	EACH
1/4 x 1/8"	14X18RBR	5.03
3/8 x 1/4"	38X14RBR	5.03
1/2 x 3/8"	12X38RBR	6.10
1/2 x 1/4"	12X14RBR	6.28
3/4 x 1/2"	34X12RBR	8.70
3/4 x 3/8"	34X38RBR	9.36
3/4 x 1/4"	34X14RBR	10.40
1 x 3/4"	1X34RBR	14.47
1 x 1/2"	1X12RBR	15.33
1 1/4 x 1"	114X1RBR	23.35
1 1/4 x 3/4"	114X34RBR	24.19
1 1/2 x 1 1/4"	112X114RBR	29.50
1 1/2 x 1"	112X1RBR	29.50
2 x 1 1/2"	2X112RBR	45.16
2 x 1"	2X1RBR	50.88



## Unions

Standard Rough

SIZE	STOCK NO	EACH
1/8"	18RBU	16.80
1/4"	14RBU	16.61
3/8"	38RBU	16.80
1/2"	12RBU	17.25
3/4"	34RBU	23.91
1"	1RBU	31.54
1 1/4"	114RBU	46.19
1 1/2"	112RBU	54.53
2"	2RBU	83.60



## Bushings

SIZE	STOCK NO	EACH
<b>Hex Bushing</b>		
1/4 x 1/8"	14X18RBB	2.97
3/8 x 1/4"	38X14RBB	4.55
3/8 x 3/8"	38X38RBB	4.55
1/2 x 3/8"	12X38RBB	4.23
1/2 x 1/4"	12X14RBB	3.47
1/2 x 1/8"	12X18RBB	4.44
3/4 x 1/2"	34X12RBB	4.79
3/4 x 3/8"	34X38RBB	5.00
3/4 x 1/4"	34X14RBB	5.77
3/4 x 1/8"	34X18RBB	6.29
1 x 3/4"	1X34RBB	7.23
1 x 1/2"	1X12RBB	7.56
1 x 1/4"	1X14RBB	9.45
1 1/4 x 1"	114X1RBB	12.34
1 1/4 x 3/4"	114X34RBB	12.78
1 1/4 x 1/2"	114X12RBB	15.77
1 1/2 x 1 1/4"	112X114RBB	15.76
1 1/2 x 1"	112X1RBB	15.76
1 1/2 x 3/4"	112X34RBB	19.27
2 x 1 1/2"	2X112RBB	23.35
2 x 1 1/4"	2X114RBB	24.19
2 x 1"	2X1RBB	28.12
2 x 3/4"	2X34RBB	28.12
2 1/2 x 2"	212X2RBB	48.09
3 x 2 1/2"	3X212RBB	73.43
4 x 3"	4X3RBB	168.39
<b>Flush Bushing</b>		
1/2 x 3/8"	12X38RFB	13.51
3/4 x 1/2"	34X12RFB	18.88

# Rough Brass Fittings (02b)



## Caps

SIZE	STOCK NO	EACH
1/8"	18RBCAP	4.85
1/4"	14RBCAP	3.61
3/8"	38RBCAP	3.57
1/2"	12RBCAP	4.50
3/4"	34RBCAP	6.12
1"	1RBCAP	9.58
1 1/4"	114RBCAP	14.74
1 1/2"	112RBCAP	19.47
2"	2RBCAP	32.15



## Square Head Plugs

SIZE	STOCK NO	EACH
1/8"	18RBP	1.34
1/4"	14RBP	2.26
3/8"	38RBP	3.52
1/2"	12RBP	6.59
3/4"	34RBP	5.23
1"	1RBP	6.90
1 1/4"	114RBP	10.27
1 1/2"	112RBP	13.09
2"	2RBP	20.65
2 1/2"	212RBP	37.46



## Solid Plugs

SIZE	STOCK NO	EACH
3/4"	34SBP	7.48
1"	1SBP	12.63



## Countersunk Plugs

SIZE	STOCK NO	EACH
1/4"	14RBCP	1.37
1/2"	12RBCP	3.49
3/4"	34RBCP	5.29
1"	1RBCP	22.94
1 1/4"	114RBCP	42.16
1 1/2"	112RBCP	52.91



## Hex Head Plugs

SIZE	STOCK NO	EACH
1/4"	14RBHP	2.00
3/8"	38RBHP	2.94
1/2"	12RBHP	4.91
3/4"	34RBHP	8.20

## 150# Threaded Brass Flanges

SIZE	STOCK NO	EACH
1 1/2" x 5"	112RBSCF	120.92
2" x 6"	2RBSCF	185.94

# Red Brass Nipples (02b)

meritbrass.com



## Red Brass Nipples

LENGTH	STOCK NO	EACH
<b>1/8" IPS</b>		
Close	18XCRBN	2.07
1 1/2"	18X112RBN	2.33
2"	18X2RBN	2.51
2 1/2"	18X212RBN	2.69
3"	18X3RBN	3.07
3 1/2"	18X312RBN	3.14
4"	18X4RBN	3.73
4 1/2"	18X412RBN	3.95
5"	18X5RBN	4.49
5 1/2"	18X512RBN	4.62
6"	18X6RBN	5.19
<b>1/4" IPS</b>		
Close	14XCRBN	2.42
1 1/2"	14X112RBN	2.80
2"	14X2RBN	3.17
2 1/2"	14X212RBN	3.10
3"	14X3RBN	3.96
3 1/2"	14X312RBN	4.31
4"	14X4RBN	5.07
4 1/2"	14X412RBN	5.50
5"	14X5RBN	6.00
5 1/2"	14X512RBN	6.21
6"	14X6RBN	7.32
<b>3/8" IPS</b>		
Close	38XCRBN	2.45
1 1/2"	38X112RBN	2.90
2"	38X2RBN	3.53
2 1/2"	38X212RBN	3.82
3"	38X3RBN	4.49
3 1/2"	38X312RBN	4.98
4"	38X4RBN	5.76
4 1/2"	38X412RBN	6.31
5"	38X5RBN	6.85
5 1/2"	38X512RBN	7.52
6"	38X6RBN	7.91
<b>1/2" IPS</b>		
Close	12XCRBN	3.27
1 1/2"	12X112RBN	3.79
2"	12X2RBN	4.35
2 1/2"	12X212RBN	5.22
3"	12X3RBN	5.96
3 1/2"	12X312RBN	6.80
4"	12X4RBN	7.64
4 1/2"	12X412RBN	8.70
5"	12X5RBN	9.39
5 1/2"	12X512RBN	10.39
6"	12X6RBN	11.26
<b>3/4" IPS</b>		
Close	34XCRBN	4.74
1 1/2"	34X112RBN	5.05
2"	34X2RBN	5.97
2 1/2"	34X212RBN	6.92
3"	34X3RBN	7.99
3 1/2"	34X312RBN	8.81
4"	34X4RBN	10.25
4 1/2"	34X412RBN	11.14
5"	34X5RBN	12.30
5 1/2"	34X512RBN	13.44
6"	34X6RBN	14.97

## Red Brass Nipples Continued

LENGTH	STOCK NO	EACH
<b>1" IPS</b>		
Close	1XCRBN	6.99
2"	1X2RBN	8.62
2 1/2"	1X212RBN	9.90
3"	1X3RBN	11.40
3 1/2"	1X312RBN	13.19
4"	1X4RBN	14.84
4 1/2"	1X412RBN	16.55
5"	1X5RBN	18.30
5 1/2"	1X512RBN	20.04
6"	1X6RBN	21.85
<b>1 1/4" IPS</b>		
Close	114XCRBN	10.38
2"	114X2RBN	11.85
2 1/2"	114X212RBN	12.50
3"	114X3RBN	15.85
4"	114X4RBN	20.88
4 1/2"	114X412RBN	21.57
5"	114X5RBN	23.79
6"	114X6RBN	28.42
<b>1 1/2" IPS</b>		
Close	112XCRBN	13.49
2"	112X2RBN	14.51
2 1/2"	112X212RBN	17.39
3"	112X3RBN	19.98
3 1/2"	112X312RBN	21.40
4"	112X4RBN	24.28
4 1/2"	112X412RBN	27.28
5"	112X5RBN	30.19
5 1/2"	112X512RBN	33.03
6"	112X6RBN	35.87
<b>2" IPS</b>		
Close	2XCRBN	20.54
2 1/2"	2X212RBN	22.18
3"	2X3RBN	23.88
3 1/2"	2X312RBN	27.49
4"	2X4RBN	31.24
4 1/2"	2X412RBN	34.82
5"	2X5RBN	38.62
5 1/2"	2X512RBN	42.36
6"	2X6RBN	46.12
<b>2 1/2" IPS</b>		
Close	212XCRBN	50.58
4"	212X4RBN	66.59
<b>3" IPS</b>		
Close	3XCRBN	68.77
4"	3X4RBN	91.06
<b>4" IPS</b>		
Close	4XCRBN	103.47
6"	4X6RBN	189.04
12"	4X12RBN	359.21



# Chrome Plated Brass Fittings and Nipples (02a)

brassproducts.com



(02)

## Chrome Plated Brass Pipe

6' Length

IPS	STOCK NO	PER LGTH
3/8"	38X6CPBRPI	387.03
1/2"	12X6CPBRPI	478.35
3/4"	34X6CPBRPI	709.07



## 90° Elbows

SIZE	STOCK NO	EACH
3/8"	38CBL	31.90
1/2"	12CBL	31.90
3/4"	34CBL	42.66
1"	1CBL	69.38



## 90° Reducing Elbows

SIZE	STOCK NO	EACH
1/2" x 3/8"	12X38CBL	53.35
3/4" x 1/2"	34X12CBL	64.01



## 90° Street Elbows

SIZE	STOCK NO	EACH
3/8"	38CBSL	42.66
1/2"	12CBSL	42.66
3/4"	34CBSL	58.72



## 45° Elbows

SIZE	STOCK NO	EACH
1/2"	12CB45L	39.31
3/4"	34CB45L	56.06



## 45° Street Elbow

SIZE	STOCK NO	EACH
1/2"	12CBS45L	50.42



## Tees

SIZE	STOCK NO	EACH
3/8"	38CBT	45.04
1/2"	12CBT	39.09
3/4"	34CBT	53.23



## Couplings

SIZE	STOCK NO	EACH
3/8"	38CBC	26.69
1/2"	12CBC	26.69
3/4"	34CBC	37.46



## Reducing Couplings

SIZE	STOCK NO	EACH
1/2" x 3/8"	12X38CBR	33.28
3/4" x 1/2"	34X12CBR	44.49



## Union

SIZE	STOCK NO	EACH
1/2"	12CBU	98.82



## Caps

SIZE	STOCK NO	EACH
3/8"	38CBCAP	21.21
1/2"	12CBCAP	21.21
3/4"	34CBCAP	26.69



## Nipples

LENGTH	STOCK NO	EACH
<b>1/4" IPS</b>		
1 1/2"	14X112CBN	7.35
2"	14X2CBN	8.32
3"	14X3CBN	10.41
6"	14X6CBN	19.20
<b>3/8" IPS</b>		
Close	38XCCBN	5.37
1 1/2"	38X112CBN	6.35
2"	38X2CBN	7.71
2 1/2"	38X212CBN	8.36
3"	38X3CBN	9.81
3 1/2"	38X312CBN	10.89
4"	38X4CBN	12.60
4 1/2"	38X412CBN	13.80
5"	38X5CBN	14.99
5 1/2"	38X512CBN	16.45
6"	38X6CBN	17.30
<b>1/2" IPS</b>		
Close	12XCCBN	7.16
1 1/2"	12X112CBN	8.28
2"	12X2CBN	9.51
2 1/2"	12X212CBN	11.42
3"	12X3CBN	13.03
3 1/2"	12X312CBN	14.88
4"	12X4CBN	16.72
4 1/2"	12X412CBN	19.03
5"	12X5CBN	20.54
5 1/2"	12X512CBN	22.73
6"	12X6CBN	24.63
<b>3/4" IPS</b>		
Close	34XCCBN	12.44
1 1/2"	34X112CBN	13.27
2"	34X2CBN	15.68
2 1/2"	34X212CBN	18.17
3"	34X3CBN	20.96
3 1/2"	34X312CBN	23.14
4"	34X4CBN	26.90
4 1/2"	34X412CBN	29.25
5"	34X5CBN	32.29
5 1/2"	34X512CBN	35.29
6"	34X6CBN	39.28
<b>1" IPS</b>		
Close	1XCCBN	18.35
2"	1X2CBN	22.64
2 1/2"	1X212CBN	25.98
3"	1X3CBN	29.91
3 1/2"	1X312CBN	34.63
4"	1X4CBN	38.95
4 1/2"	1X412CBN	43.44
5"	1X5CBN	48.04
5 1/2"	1X512CBN	52.61
6"	1X6CBN	57.35



# Stainless Steel Pipe and Fittings <sup>(46)</sup>

meritbrass.com

## Type 304L Schedule 10

### Schedule 10 Plain End Pipe

Type 304L - 20' Lengths

SIZE	STOCK NO	PER FT
3/4"	34SS304PE10	8.31
1"	1SS304PE10	12.79
1 1/4"	114SS304PE10	16.16
1 1/2"	112SS304PE10	18.30
2"	2SS304PE10	23.38
2 1/2"	212SS304PE10	30.61
3"	3SS304PE10	37.55
4"	4SS304PE10	48.63
6"	6SS304PE10	81.23
8"	8SS304PE10	117.63

### 90° Welding Elbows

Type 304L

SIZE	STOCK NO	EACH
3/4"	34SS304LW10	9.17
1"	1SS304LW10	10.78
1 1/4"	114SS304LW10	16.72
1 1/2"	112SS304LW10	13.48
2"	2SS304LW10	16.72
2 1/2"	212SS304LW10	28.58
3"	3SS304LW10	33.97
4"	4SS304LW10	55.54
6"	6SS304LW10	148.81

### 45° Welding Elbows

Type 304L

SIZE	STOCK NO	EACH
3/4"	34SS30445LW10	11.86
1"	1SS30445LW10	14.02
1 1/4"	114SS30445LW10	22.64
1 1/2"	112SS30445LW10	14.02
2"	2SS30445LW10	16.72
2 1/2"	212SS30445LW10	25.88
3"	3SS30445LW10	29.11
4"	4SS30445LW10	46.37

### Welding Tees

Type 304L

SIZE	STOCK NO	EACH
3/4"	34SS304TW10	29.66
1"	1SS304TW10	29.66
1 1/2"	112SS304TW10	29.66
2"	2SS304TW10	31.81
2 1/2"	212SS304TW10	83.03
3"	3SS304TW10	58.23
4"	4SS304TW10	87.34

### Welding Caps

Type 304L

SIZE	STOCK NO	EACH
3/4"	34SS304CAPW10	22.64
1"	1SS304CAPW10	24.80
1 1/4"	114SS304CAPW10	61.46
1 1/2"	112SS304CAPW10	26.42
2"	2SS304CAPW10	23.19
2 1/2"	212SS304CAPW10	33.43
3"	3SS304CAPW10	28.58
4"	4SS304CAPW10	36.66

### Welding Concentric Reducer

Type 304L

SIZE	STOCK NO	EACH
1 x 3/4"	1X34SS304CRW10	22.64
1 x 1/2"	1X12SS304CRW10	POA*
1 1/4 x 1"	114X1SS304CRW10	34.51
1 1/4 x 3/4"	114X34SS304CRW10	57.69
1 1/2 x 1 1/4"	114X114SS304CRW10	POA*
1 1/2 x 1"	112X1SS304CRW10	POA*
2 x 1 1/2"	2X112SS304CRW10	17.79
2 x 1 1/4"	2X114SS304CRW10	POA*
2 x 1"	2X1SS304CRW10	17.79
2 x 3/4"	2X34SS304CRW10	46.37
2 1/2 x 2"	212X2SS304CRW10	49.60
3 x 2 1/2"	3X212SS304CRW10	25.88
3 x 2"	3X2SS304CRW10	25.88
4 x 3"	4X3SS304CRW10	26.96
4 x 2"	4X2SS304CRW10	35.05

\*Price on Application

### 150 Slip-On Flange

Type 304L

SIZE	STOCK NO	EACH
3/4"	34SS304SOF	49.82
1"	1SS304SOF	54.68
1 1/4"	114SS304SOF	74.12
1 1/2"	112SS304SOF	74.12
2"	2SS304SOF	95.99
2 1/2"	212SS304SOF	134.87
3"	3SS304SOF	144.59
4"	4SS304SOF	196.83

### 150 Threaded Flange

Type 304L

SIZE	STOCK NO	EACH
3/4"	34SS304SCF	POA*
1"	1SS304SCF	66.83
1 1/4"	114SS304SCF	86.27
1 1/2"	112SS304SCF	86.27
2"	2SS304SCF	113.00

\*Price on Application

### 150 Blind Flange

Type 304L

SIZE	STOCK NO	EACH
3/4"	34SS304BLF	53.46
1"	1SS304BLF	POA*
1 1/4"	114SS304BLF	81.41
1 1/2"	112SS304BLF	81.41
2"	2SS304BLF	100.85
2 1/2"	212SS304BLF	POA*
3"	3SS304BLF	157.95

\*Price on Application

(04)

### Carbon Steel Lap Joint Flange

Used with SS stub ends

SIZE	STOCK NO	EACH
1"	1WELJF	43.25
1 1/2"	112WELJF	43.25
2"	2WELJF	35.99
2 1/2"	212WELJF	57.16
3"	3WELJF	49.69
4"	4WELJF	60.33
6"	6WELJF	100.56

### MSS Type A Stub End

Type 304L

SIZE	STOCK NO	EACH
1"	1304SSASE10	39.25
1 1/4"	114304SSASE10	86.53
1 1/2"	112304SSASE10	38.23
2"	2304SSASE10	46.28
3"	3304SSASE10	64.40
4"	4304SSASE10	86.53

## Type 316L Schedule 10

### Schedule 10 Plain End Pipe

Type 316L - 20' Lengths

SIZE	STOCK NO	PER FT
3/4"	34SS316PE10	12.01
1"	1SS316PE10	19.48
1 1/4"	114SS316PE10	25.06
1 1/2"	112SS316PE10	28.93
2"	2SS316PE10	34.72
3"	3SS316PE10	53.59
4"	4SS316PE10	69.41

### 90° LR Welding Elbows

Type 316L

SIZE	STOCK NO	EACH
3/4"	34SS316LW10	11.86
1"	1SS316LW10	14.02
1 1/4"	114SS316LW10	23.19
1 1/2"	112SS316LW10	16.72
2"	2SS316LW10	20.49

### 45° LR Welding Elbows

Type 316L

SIZE	STOCK NO	EACH
3/4"	34SS31645LW10	15.10
1"	1SS31645LW10	17.25
1 1/4"	114SS31645LW10	23.19
1 1/2"	112SS31645LW10	16.72

### LR Welding Tees

Type 316L

SIZE	STOCK NO	EACH
3/4"	34SS316TW10	36.66
1"	1SS316TW10	36.66
1 1/4"	114SS316TW10	63.08
1 1/2"	112SS316TW10	39.90
2"	2SS316TW10	40.98

### Welding Concentric Reducers

Type 316L

SIZE	STOCK NO	EACH
1 x 1/2"	1X12SS316CRW10	37.20
1 x 3/4"	1X34SS316CRW10	28.58
1 1/4 x 1"	114X1SS316CRW10	46.37
1 1/2 x 1"	112X1SS316CRW10	21.03
1 1/2 x 1 1/4"	112X114SS316CRW10	23.72
2 x 1"	2X1SS316CRW10	23.72
2 x 1 1/2"	2X112SS316CRW10	21.03

### MSS Type A Stub End

Type 316L

SIZE	STOCK NO	EACH
1"	1316SSASE10	50.31
1 1/4"	114316SSASE10	96.59
1 1/2"	112316SSASE10	49.31
2"	2316SSASE10	55.34
3"	3316SSASE10	79.49
4"	4316SSASE10	108.67

# Stainless Steel Pipe and Fittings <sup>(46)</sup>

## 150# Threaded & Welded 304

meritbrass.com

### Schedule 40 Plain End Pipe

Type 304 - 20' Lengths

SIZE	STOCK NO	PER FT
1/4"	14SSPE	6.75
3/8"	38SSPE	8.27
1/2"	12SSPE	7.96
3/4"	34SSPE	9.89
1"	1SSPE	15.37
1 1/4"	114SSPE	20.83
1 1/2"	112SSPE	24.28
2"	2SSPE	31.67
2 1/2"	212SSPE	50.95
3"	3SSPE	66.63
4"	4SSPE	94.55

### Threaded 90° Elbows

Type 304

SIZE	STOCK NO	EACH
1/4"	14SSL	5.27
3/8"	38SSL	6.54
1/2"	12SSL	6.77
3/4"	34SSL	9.63
1"	1SSL	13.81
1 1/4"	114SSL	24.28
1 1/2"	112SSL	31.69
2"	2SSL	39.64

### 90° Welding Elbows

Type 304

SIZE	STOCK NO	EACH
3/4"	34SS304LW	10.06
1"	1SS304LW	12.40
1 1/4"	114SS304LW	18.33
1 1/2"	112SS304LW	14.56
2"	2SS304LW	20.49
3"	3SS304LW	54.46
4"	4SS304LW	100.82

### Threaded 45° Elbows

Type 304

SIZE	STOCK NO	EACH
1/4"	14SS45L	6.75
3/8"	38SS45L	7.80
1/2"	12SS45L	8.57
3/4"	34SS45L	12.65
1"	1SS45L	15.11
1 1/4"	114SS45L	23.28
1 1/2"	112SS45L	28.78
2"	2SS45L	40.11

### 45° Welding Elbows

Type 304

SIZE	STOCK NO	EACH
3/4"	34SS30445LW	15.10
1"	1SS30445LW	15.10
1 1/4"	114SS30445LW	22.11
1 1/2"	112SS30445LW	17.25
2"	2SS30445LW	21.03
3"	3SS30445LW	39.36
4"	4SS30445LW	71.17

### Threaded 90° Street Elbows

Type 304

SIZE	STOCK NO	EACH
1/4"	14SSSL	7.24
3/8"	38SSSL	8.92
1/2"	12SSSL	10.50
3/4"	34SSSL	14.24
1"	1SSSL	24.51
1 1/4"	114SSSL	36.29
1 1/2"	112SSSL	42.52
2"	2SSSL	57.59

### Threaded Tees

Type 304

SIZE	STOCK NO	EACH
1/4"	14SST	6.86
3/8"	38SST	8.87
1/2"	12SST	9.10
3/4"	34SST	14.49
1"	1SST	18.34
1 1/4"	114SST	37.18
1 1/2"	112SST	46.13
2"	2SST	58.35

### Welding Tees

Type 304

SIZE	STOCK NO	EACH
3/4"	34SS304TW	31.81
1"	1SS304TW	31.81
1 1/2"	112SS304TW	31.81
2"	2SS304TW	34.51
3"	3SS304TW	69.55
4"	4SS304TW	99.75

### Threaded Couplings

Type 304

SIZE	STOCK NO	EACH
1/4"	14SSC	3.32
3/8"	38SSC	3.97
1/2"	12SSC	5.42
3/4"	34SSC	7.83
1"	1SSC	11.89
1 1/4"	114SSC	19.16
1 1/2"	112SSC	22.74
2"	2SSC	30.53
3"	3SSC	86.64

### Threaded Heavy Wall Couplings

Type 304

SIZE	STOCK NO	EACH
1/4"	14SSCH	4.69
3/8"	38SSCH	5.62
1/2"	12SSCH	7.68
3/4"	34SSCH	11.07
1"	1SSCH	16.82
1 1/4"	114SSCH	27.10
1 1/2"	112SSCH	32.17
2"	2SSCH	44.22

### Threaded Hex Head Plugs

Type 304

SIZE	STOCK NO	EACH
1/2"	12SSP	4.91
3/4"	34SSP	6.26
1"	1SSP	10.62
1 1/4"	114SSP	17.05
1 1/2"	112SSP	18.45
2"	2SSP	25.48

### Threaded Unions

Type 304

SIZE	STOCK NO	EACH
1/4"	14SSU	17.73
3/8"	38SSU	18.07
1/2"	12SSU	18.79
3/4"	34SSU	23.82
1"	1SSU	35.91
1 1/4"	114SSU	62.90
1 1/2"	112SSU	70.05
2"	2SSU	83.87

### Threaded Round Caps

Type 304

SIZE	STOCK NO	EACH
1/4"	14SSCAP	3.85
3/8"	38SSCAP	4.53
1/2"	12SSCAP	4.70
3/4"	34SSCAP	5.88
1"	1SSCAP	8.70
1 1/4"	114SSCAP	15.73
1 1/2"	112SSCAP	20.42
2"	2SSCAP	25.80

### Welding Caps

Type 304

SIZE	STOCK NO	EACH
3/4"	34SS304CAPW	21.03
1"	1SS304CAPW	26.42
1 1/4"	114SS304CAPW	49.60
1 1/2"	112SS304CAPW	33.43
2"	2SS304CAPW	22.64
2 1/2"	212SS304CAPW	40.98
3"	3SS304CAPW	30.73
4"	4SS304CAPW	43.13

### Threaded Hex Bushings

Type 304

SIZE	STOCK NO	EACH
1/4 x 1/8"	14X18SSB	3.44
3/8 x 1/4"	38X14SSB	3.75
3/8 x 1/8"	38X18SSB	3.80
1/2 x 1/8"	12X18SSB	4.75
1/2 x 3/8"	12X38SSB	4.75
1/2 x 1/4"	12X14SSB	4.61
3/4 x 3/8"	34X38SSB	6.95
3/4 x 1/2"	34X12SSB	6.75
3/4 x 1/4"	34X14SSB	6.95
1 x 3/4"	1X34SSB	9.30
1 x 1/2"	1X12SSB	9.30
1 x 1/4"	1X14SSB	9.52
1 1/4 x 1"	114X1SSB	17.02
1 1/4 x 3/4"	114X34SSB	17.02
1 1/4 x 1/2"	114X12SSB	17.21
1 1/2 x 1"	112X1SSB	20.18
1 1/2 x 3/4"	112X34SSB	20.18
1 1/2 x 1/2"	112X12SSB	20.37
1 1/2 x 1 1/4"	112X114SSB	20.18
2 x 1 1/2"	2X112SSB	30.78
2 x 1 1/4"	2X114SSB	30.78
2 x 1"	2X1SSB	30.19
2 x 3/4"	2X34SSB	30.78
2 x 1/2"	2X12SSB	31.07

# Stainless Steel Pipe and Fittings <sup>(46)</sup>

## Type 304L Schedule 40

meritbrass.com

### Welding Concentric Reducer

Type 304

SIZE	STOCK NO	EACH
1 x 3/4"	1X34SS304CRW	28.04
1 x 1/2"	1X12SS304CRW	35.05
1 1/4 x 1"	114X1SS304CRW	35.05
1 1/2 x 1 1/4"	112X114SS304CRW	25.34
1 1/2 x 1"	112X1SS304CRW	15.82
2 x 1 1/2"	2X112SS304CRW	21.03
2 x 1 1/4"	2X114SS304CRW	33.43
2 x 1"	2X1SS304CRW	26.42
2 1/2 x 2"	212X2SS304CRW	52.84
3 x 2 1/2"	3X212SS304CRW	37.20
3 x 2"	3X2SS304CRW	33.97
4 x 3"	4X3SS304CRW	37.20



### Threaded 150 Reducer Coupling

Type 304

SIZE	STOCK NO	EACH
1/4 x 1/8"	14X18SSR	5.58
1/2 x 1/4"	12X14SSR	5.92
3/4 x 1/2"	34X12SSR	8.65
1 x 1/2"	1X12SSR	11.98
1 x 3/4"	1X34SSR	11.84
1 1/4 x 1"	114X1SSR	17.47
1 1/2 x 1"	112X1SSR	24.67
2 x 1 1/2"	2X112SSR	40.80



### Threaded Half Coupling

Type 304

SIZE	STOCK NO	EACH
1/4"	14SS304HC	2.31
3/8"	38SS304HC	2.54
1/2"	12SS304HC	3.39
3/4"	34SS304HC	4.59
1"	1SS304HC	5.81
1 1/4"	114SS304HC	9.58
1 1/2"	112SS304HC	12.15
2"	2SS304HC	16.49

### Threaded Heavy Wall Half Coupling

Type 304

SIZE	STOCK NO	EACH
1/4"	14SS304HHC	3.28
3/8"	38SS304HHC	3.59
1/2"	12SS304HHC	4.80
3/4"	34SS304HHC	6.50
1"	1SS304HHC	8.22
1 1/4"	114SS304HHC	13.55
1 1/2"	112SS304HHC	17.19
2"	2SS304HHC	23.34



### Stainless Steel Nipples

SIZE	STOCK NO	EACH
<b>1/4" IPS</b>		
Close	14XCSSN	1.95
1 1/2"	14X112SSN	2.42
2"	14X2SSN	2.90
2 1/2"	14X212SSN	3.44
3"	14X3SSN	3.98
3 1/2"	14X312SSN	4.74
4"	14X4SSN	5.09
4 1/2"	14X412SSN	5.97
5"	14X5SSN	6.48
5 1/2"	14X512SSN	7.11
6"	14X6SSN	7.24
<b>3/8" IPS</b>		
Close	38XCSSN	2.35
1 1/2"	38X112SSN	2.85
2"	38X2SSN	3.44
2 1/2"	38X212SSN	4.10
3"	38X3SSN	4.75
3 1/2"	38X312SSN	5.74
4"	38X4SSN	6.37
5"	38X5SSN	7.75
5 1/2"	38X512SSN	8.42
6"	38X6SSN	8.90
<b>1/2" IPS</b>		
Close	12XCSSN	3.02
1 1/2"	12X112SSN	3.65
2"	12X2SSN	4.37
2 1/2"	12X212SSN	5.39
3"	12X3SSN	6.10
3 1/2"	12X312SSN	7.18
4"	12X4SSN	7.86
4 1/2"	12X412SSN	8.94
5"	12X5SSN	9.82
6"	12X6SSN	11.32
<b>3/4" IPS</b>		
Close	34XCSSN	4.08
1 1/2"	34X112SSN	4.34
2"	34X2SSN	5.20
2 1/2"	34X212SSN	6.44
3"	34X3SSN	7.30
3 1/2"	34X312SSN	8.55
4"	34X4SSN	9.39
4 1/2"	34X412SSN	10.85
5"	34X5SSN	11.76
6"	34X6SSN	13.58

### Stainless Steel Nipples Continued

SIZE	STOCK NO	EACH
<b>1" IPS</b>		
Close	1XCSSN	5.36
2"	1X2SSN	6.92
2 1/2"	1X212SSN	8.16
3"	1X3SSN	9.32
3 1/2"	1X312SSN	11.10
4"	1X4SSN	12.02
4 1/2"	1X412SSN	13.90
5"	1X5SSN	15.07
5 1/2"	1X512SSN	16.71
6"	1X6SSN	17.41
<b>1 1/4" IPS</b>		
Close	114XCSSN	7.42
2"	114X2SSN	8.83
2 1/2"	114X212SSN	10.46
3"	114X3SSN	12.24
3 1/2"	114X312SSN	14.01
4"	114X4SSN	15.55
5"	114X5SSN	19.34
6"	114X6SSN	22.02
<b>1 1/2" IPS</b>		
Close	112XCSSN	9.04
2"	112X2SSN	10.06
2 1/2"	112X212SSN	12.16
3"	112X3SSN	14.03
3 1/2"	112X312SSN	16.36
4"	112X4SSN	17.74
4 1/2"	112X412SSN	20.55
5"	112X5SSN	21.78
5 1/2"	112X512SSN	23.80
6"	112X6SSN	25.82
<b>2" IPS</b>		
Close	2XCSSN	13.69
2 1/2"	2X212SSN	15.62
3"	2X3SSN	18.08
3 1/2"	2X312SSN	20.29
4"	2X4SSN	22.92
5"	2X5SSN	28.18
6"	2X6SSN	33.44

# Stainless Steel Pipe, Weld Fittings and Flanges <sup>(46)</sup>

## Type 316L Schedule 40

meritbrass.com



### Schedule 40 Plain End Pipe

Type 316L - 20' Lengths

SIZE	STOCK NO	PER FT
1/2"	12SS316PE	11.84
3/4"	34SS316PE	15.73
1"	1SS316PE	22.14
1 1/4"	114SS316PE	29.99
1 1/2"	112SS316PE	35.05
2"	2SS316PE	46.58
3"	3SS316PE	94.30
4"	4SS316PE	134.30

### 90° Welding Elbows

Type 316L

SIZE	STOCK NO	EACH
3/4"	34SS316LW	14.56
1"	1SS316LW	16.72
1 1/4"	114SS316LW	24.80
1 1/2"	112SS316LW	19.41
2"	2SS316LW	26.96
3"	3SS316LW	72.25
4"	4SS316LW	132.63

### 45° Welding Elbows

Type 316L

SIZE	STOCK NO	EACH
3/4"	34SS31645LW	19.95
1"	1SS31645LW	19.95
1 1/4"	114SS31645LW	26.96
1 1/2"	112SS31645LW	22.64
2"	2SS31645LW	26.96
3"	3SS31645LW	51.22
4"	4SS31645LW	92.73

### Welding Concentric Reducer

Type 316L

SIZE	STOCK NO	EACH
1 x 3/4"	1X34SS316CRW	37.20
1 x 1/2"	1X12SS316CRW	43.13
1 1/4 x 1"	114X1SS316CRW	51.76
2 x 1 1/2"	2X112SS316CRW	26.96
2 x 1 1/4"	2X114SS316CRW	46.37
2 1/2 x 2"	212X2SS316CRW	69.55
3 x 2 1/2"	3X212SS316CRW	48.52
3 x 2"	3X2SS316CRW	43.13
4 x 3"	4X3SS316CRW	48.52

### Welding Tees

Type 316L

SIZE	STOCK NO	EACH
1"	1SS316TW	35.46
1 1/4"	114SS316TW	69.55
1 1/2"	112SS316TW	39.90
2"	2SS316TW	43.13
2 1/2"	212SS316TW	109.45
3"	3SS316TW	86.27
4"	4SS316TW	129.40

### Welding Caps

Type 316L

SIZE	STOCK NO	EACH
3/4"	34SS316CAPW	31.27
1"	1SS316CAPW	35.58
1 1/4"	114SS316CAPW	66.32
1 1/2"	112SS316CAPW	45.83
2"	2SS316CAPW	31.81
2 1/2"	212SS316CAPW	56.61
3"	3SS316CAPW	41.52
4"	4SS316CAPW	59.85

### S/O Flange

Type 316L

SIZE	STOCK NO	EACH
3/4"	34SS316SOF	71.69
1"	1SS316SOF	81.41
1 1/4"	114SS316SOF	103.28
1 1/2"	112SS316SOF	103.28
2"	2SS316SOF	130.01
2 1/2"	212SS316SOF	185.90
3"	3SS316SOF	206.55
4"	4SS316SOF	284.31

### Screwed Flange

Type 316L

SIZE	STOCK NO	EACH
3/4"	34SS316SCF	88.70
1"	1SS316SCF	94.77
1 1/4"	114SS316SCF	126.36
1 1/2"	112SS316SCF	126.36
2"	2SS316SCF	156.74
3"	3SS316SCF	246.65
4"	4SS316SCF	340.20

### Blind Flange

Type 316L

SIZE	STOCK NO	EACH
3/4"	34SS316BLF	74.12
1"	1SS316BLF	85.05
1 1/4"	114SS316BLF	103.28
1 1/2"	112SS316BLF	103.28
2"	2SS316BLF	137.30
3"	3SS316BLF	221.13
4"	4SS316BLF	328.05



# Stainless Steel Pipe and Fittings <sup>(46)</sup>

## 150# Threaded 316

meritbrass.com



### Threaded 90° Elbows

SIZE	STOCK NO	EACH
1/2"	12SS316L	8.72
3/4"	34SS316L	12.94
1"	1SS316L	16.44
1 1/4"	114SS316L	27.86
1 1/2"	112SS316L	36.11
2"	2SS316L	46.44



### Threaded 45° Elbows

SIZE	STOCK NO	EACH
3/4"	34SS31645L	14.27
1"	1SS31645L	17.88
1 1/4"	114SS31645L	26.99
1 1/2"	112SS31645L	32.71
2"	2SS31645L	45.21



### Threaded Tees

SIZE	STOCK NO	EACH
1/2"	12SS316T	11.30
3/4"	34SS316T	16.68
1"	1SS316T	20.81
1 1/4"	114SS316T	42.14
1 1/2"	112SS316T	51.13
2"	2SS316T	65.37



### Threaded Couplings

SIZE	STOCK NO	EACH
1/2"	12SS316C	6.51
3/4"	34SS316C	9.38
1"	1SS316C	13.82
1 1/4"	114SS316C	21.97
1 1/2"	112SS316C	26.11
2"	2SS316C	36.06



### Half Couplings

SIZE	STOCK NO	EACH
1/4"	14SS316HC	2.48
3/8"	38SS316HC	2.89
1/2"	12SS316HC	4.21
3/4"	34SS316HC	5.29
1"	1SS316HC	8.00
1 1/4"	114SS316HC	12.12
1 1/2"	112SS316HC	15.77
2"	2SS316HC	20.45



### Threaded Round Cap

SIZE	STOCK NO	EACH
1/2"	12SS316CAP	5.99
3/4"	34SS316CAP	6.87
1"	1SS316CAP	10.35
1 1/4"	114SS316CAP	20.12
1 1/2"	112SS316CAP	25.80
2"	2SS316CAP	33.02



### Threaded Square Head Plugs

SIZE	STOCK NO	EACH
1/2"	12SS316SHP	5.91
3/4"	34SS316SHP	7.43
1"	1SS316SHP	11.83
1 1/4"	114SS316SHP	20.21
1 1/2"	112SS316SHP	23.92
2"	2SS316SHP	34.52



### Threaded Unions

SIZE	STOCK NO	EACH
1/2"	12SS316U	22.18
3/4"	34SS316U	27.08
1"	1SS316U	41.90
1 1/4"	114SS316U	71.36
1 1/2"	112SS316U	79.74
2"	2SS316U	95.10

### Threaded Bushings

SIZE	STOCK NO	EACH
3/4 x 1/2"	34X12SS316B	7.43
1 x 3/4"	1X34SS316B	10.87
1 x 1/2"	1X12SS316B	10.62
1 1/4 x 1"	114X1SS316B	21.04
1 1/4 x 3/4"	114X34SS316B	21.24
1 1/4 x 1/2"	114X12SS316B	21.24
1 1/2 x 1 1/4"	112X114SS316B	25.11
1 1/2 x 1"	112X1SS316B	24.87
1 1/2 x 3/4"	112X34SS316B	25.11
1 1/2 x 1/2"	112X12SS316B	25.11
2 x 1 1/2"	2X112SS316B	35.32
2 x 1 1/4"	2X114SS316B	35.66
2 x 1"	2X1SS316B	35.32
2 x 3/4"	2X34SS316B	35.32



### Nipples

SIZE	STOCK NO	EACH
<b>1/2" IPS</b>		
Close	12XCSS316N	3.87
1 1/2"	12X112SS316N	4.91
2"	12X2SS316N	6.01
2 1/2"	12X212SS316N	7.41
3"	12X3SS316N	8.47
3 1/2"	12X312SS316N	9.88
4"	12X4SS316N	11.01
4 1/2"	12X412SS316N	12.45
5"	12X5SS316N	13.57
5 1/2"	12X512SS316N	15.10
6"	12X6SS316N	16.01
<b>3/4" IPS</b>		
Close	34XCSS316N	5.21
1 1/2"	34X112SS316N	5.67
2"	34X2SS316N	6.79
2 1/2"	34X212SS316N	8.29
3"	34X3SS316N	9.58
4"	34X4SS316N	12.41
4 1/2"	34X412SS316N	14.15
5"	34X5SS316N	15.48
6"	34X6SS316N	18.08
<b>1" IPS</b>		
Close	1XCSS316N	7.23
2"	1X2SS316N	9.25
2 1/2"	1X212SS316N	11.11
3"	1X3SS316N	12.86
3 1/2"	1X312SS316N	15.01
4"	1X4SS316N	16.71
4 1/2"	1X412SS316N	19.07
5 1/2"	1X512SS316N	21.95
6"	1X6SS316N	23.84
<b>1 1/4" IPS</b>		
Close	114XCSS316N	9.99
2"	114X2SS316N	11.97
3"	114X3SS316N	16.89
3 1/2"	114X312SS316N	19.43
5"	114X5SS316N	25.81
6"	114X6SS316N	30.65
<b>1 1/2" IPS</b>		
Close	112XCSS316N	12.33
2"	112X2SS316N	13.75
2 1/2"	112X212SS316N	16.75
3"	112X3SS316N	19.60
3 1/2"	112X312SS316N	21.71
4"	112X4SS316N	24.57
4 1/2"	112X412SS316N	27.43
5"	112X5SS316N	30.29
5 1/2"	112X512SS316N	33.15
6"	112X6SS316N	36.01
<b>2" IPS</b>		
Close	2XCSS316N	18.86
2 1/2"	2X212SS316N	21.07
3"	2X3SS316N	24.61
3 1/2"	2X312SS316N	28.38
4"	2X4SS316N	32.15
6"	2X6SS316N	47.24



## Stainless Steel Pipe

SIZE	STOCK NO	EACH
<b>Type 316</b>		
1/2" x 20'	12X20SSP316	208.30
3/4" x 20'	34X20SSP316	262.71
1" x 20'	1X20SSP316	326.46
1 1/2" x 20'	112X20SSP316	466.47
2" x 20'	2X20SSP316	598.64
3" x 20'	3X20SSP316	926.12
4" x 20'	4X20SSP316	1221.37
<b>Type ECO</b>		
1/2" x 20'	12X20SSPECO	101.13
3/4" x 20'	34X20SSPECO	135.98
1" x 20'	1X20SSPECO	186.53
2" x 20'	2X20SSPECO	340.61
3" x 20'	3X20SSPECO	629.29

## Press x Male Adapter



SIZE	STOCK NO	EACH
<b>Type 304</b>		
1/2"	12SSPMA	55.28
3/4"	34SSPMA	62.53
1"	1SSPMA	68.73
1 1/4"	114SSPMA	116.88
1 1/2"	112SSPMA	153.69

## Press x Female Adapter




SIZE	STOCK NO	EACH
<b>Type 304</b>		
1/2"	12SSPFA	79.07
3/4"	34SSPFA	86.06
1"	1SSPFA	104.29
1 1/4"	114SSPFA	173.41
1 1/2"	112SSPFA	202.38

## Press Cap



SIZE	STOCK NO	EACH
<b>Type 304</b>		
1/2"	12SSPCAP	51.61
3/4"	34SSPCAP	68.66
1"	1SSPCAP	85.08
1 1/4"	114SSPCAP	135.38
2"	2SSPCAP	187.59
<b>Type 304 - XL</b>		
3"	3SSPCAP	382.92

## Press Ball Valve



SIZE	STOCK NO	EACH
<b>Type 316</b>		
1/2"	12SSP316BV	145.13
3/4"	34SSP316BV	168.72
1"	1SSP316BV	211.28
1 1/4"	114SSP316BV	385.93
1 1/2"	112SSP316BV	378.66
2"	2SSP316BV	720.31



## Press 90° Elbow


SIZE	STOCK NO	EACH
<b>Type 304</b>		
3/4"	34SSPL	74.59
1"	1SSPL	78.79
1 1/4"	114SSPL	130.73
1 1/2"	112SSPL	157.57
2"	2SSPL	201.75
<b>Type 304 - XL</b>		
3"	3SSPL	434.89
4"	4SSPL	640.93

## Press 45° Elbow



SIZE	STOCK NO	EACH
<b>Type 304</b>		
3/4"	34SSP45L	74.59
1"	1SSP45L	78.80
1 1/4"	114SSP45L	138.56
1 1/2"	112SSP45L	157.57
2"	2SSP45L	213.90
<b>Type 304 - XL</b>		
3"	3SSP45L	420.11
4"	4SSP45L	591.85

## Press Tee



SIZE	STOCK NO	EACH
<b>Type 304</b>		
1/2"	12SSPT	139.87
3/4"	34SSPT	155.11
1"	1SSPT	166.03
1 1/4"	114SSPT	205.02
1 1/2"	112SSPT	198.97
2"	2SSPT	265.44
<b>Type 304 - Reducing</b>		
1 x 1/2"	1X12SSPT	171.76
1 x 3/4"	1X34SSPT	169.90
1 1/4 x 1/2"	114X12SSPT	188.21
1 1/4 x 3/4"	114X34SSPT	190.31
1 1/4 x 1"	114X1SSPT	191.02
1 1/2 x 1/2"	112X12SSPT	209.09
1 1/2 x 3/4"	112X34SSPT	221.77
1 1/2 x 1"	112X1SSPT	208.29
2 x 1/2"	2X12SSPT	267.42
2 x 3/4"	2X34SSPT	263.94
2 x 1"	2X1SSPT	256.33
2 x 1 1/2"	2X112SSPT	308.22
<b>Type 304 - XL - Reducing</b>		
4 x 3"	4X3SSPT	1035.97

## Press x Female Tee

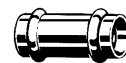
SIZE	STOCK NO	EACH
<b>Type 304</b>		
3/4" x 1/2"	34X12SSPFT	210.91
1 x 1/2"	1X12SSPFT	248.78
1 1/4 x 1/2"	114X12SSPFT	256.42
1 1/4 x 3/4"	114X34SSPFT	258.88
1 1/4 x 1"	114X1SSPFT	282.99
1 1/2 x 1/2"	112X12SSPFT	284.92

## Press Adapter Flange



SIZE	STOCK NO	EACH
<b>Type 304</b>		
1"	1SSPFL	301.04
1 1/2"	112SSPFL	342.63
2"	2SSPFL	358.07
<b>Type 304 - XL</b>		
4"	4SSPFL	902.92

## Press Coupling



SIZE	STOCK NO	EACH
<b>Type 304</b>		
1/2"	12SSPC	35.38
3/4"	34SSPC	36.50
1"	1SSPC	40.77
1 1/4"	114SSPC	54.32
1 1/2"	112SSPC	60.95
2"	2SSPC	77.64
<b>Type 304 - XL</b>		
3"	3SSPC	337.80
4"	4SSPC	443.79

## Press "Repair" Coupling

SIZE	STOCK NO	EACH
<b>Type 304</b>		
3/4"	34SSPRC	39.62
1"	1SSPRC	48.78
1 1/4"	114SSPRC	56.24
1 1/2"	112SSPRC	66.14
<b>Type 304 - XL</b>		
3"	3SSPRC	517.48
4"	4SSPRC	620.72

## Fitting x Press Reducer



FITTING X PRESS	STOCK NO	EACH
<b>Type 304</b>		
1 x 1/2"	1X12SSPFR	142.63
1 1/4 x 1/2"	114X12SSPFR	170.78
1 1/4 x 3/4"	114X34SSPFR	137.67
1 1/4 x 1"	114X1SSPFR	121.09
1 1/2 x 1/2"	112X12SSPFR	189.68
1 1/2 x 3/4"	112X34SSPFR	157.63
1 1/2 x 1"	112X1SSPFR	132.00
2 x 1/2"	2X12SSPFR	212.22
2 x 3/4"	2X34SSPFR	185.37
2 x 1"	2X12SSPFR	159.38
<b>Type 304 - XL</b>		
3 x 2"	3X2SSPFR	279.29
4 x 2"	4X2SSPFR	371.35

## Press Union



SIZE	STOCK NO	EACH
<b>Type 304</b>		
3/4"	34SSPU	224.82
1"	1SSPU	275.04
1 1/4"	114SSPU	417.90
2"	2SSPU	567.59

## Viega MegaPress System

- Suitable for use with Schedule 10 through Schedule 40 pipe
- MegaPress Stainless fittings featured in 304
- Includes patented Viega Smart Connect feature
- Reduces cleanup and callbacks



## MegaPress 90° Elbow

Type 304

SIZE	STOCK NO	EACH
1/2"	12MESSPL	92.72
3/4"	34MESSPL	107.41
1"	1MESSPL	130.42
1 1/2"	112MESSPL	217.31
2"	2MESSPL	275.60



## MegaPress 45° Elbow

Type 304

SIZE	STOCK NO	EACH
1/2"	12MESSP45L	92.72
3/4"	34MESSP45L	107.41
1"	1MESSP45L	130.42
1 1/2"	112MESSP45L	217.31
2"	2MESSP45L	275.60



## MegaPress Flange

Type 304

SIZE	STOCK NO	EACH
3/4"	34MESSPFLG	201.89
1"	1MESSPFLG	254.32
1 1/2"	112MESSPFLG	338.12
2"	2MESSPFLG	383.58



## MegaPress Tee

Type 304

SIZE	STOCK NO	EACH
1/2"	12MESSPT	189.99
3/4"	34MESSPT	212.50
1"	1MESSPT	247.71
1 1/2"	112MESSPT	350.27
2"	2MESSPT	413.96

### Reducing Tees

3/4 x 3/4 x 1/2"	34X12MESSPT	229.40
1 x 1 x 1/2"	1X12MESSPT	269.09
1 x 1 x 3/4"	1X34MESSPT	269.09
1 1/2 x 1 1/2 x 1/2"	112X12MESSPT	377.45
1 1/2 x 1 1/2 x 3/4"	112X34MESSPT	377.45
1 1/2 x 1 1/2 x 1"	112X1MESSPT	392.18
2 x 2 x 1/2"	2X12MESSPT	449.97
2 x 2 x 3/4"	2X34MESSPT	449.97
2 x 2 x 1"	2X1MESSPT	482.56
2 x 2 x 1 1/2"	2X112MESSPT	482.56



## MegaPress Male Adapter

Type 304

SIZE	STOCK NO	EACH
1/2"	12MESSPMA	66.14
3/4 x 1/2"	34X12MESSPMA	74.48
3/4"	34MESSPMA	74.48
1"	1MESSPMA	87.99
1 1/2"	112MESSPMA	149.02
2"	2MESSPMA	184.56



## MegaPress Female Adapter

Type 304

SIZE	STOCK NO	EACH
1/2"	12MESSPFA	86.00
3/4"	34MESSPFA	96.81
1"	1MESSPFA	114.37
1 1/2"	112MESSPFA	193.74
2"	2MESSPFA	228.50



## MegaPress Cap

Type 304

SIZE	STOCK NO	EACH
1/2"	12MESSPCAP	47.45
3/4"	34MESSPCAP	55.99
1"	1MESSPCAP	75.59
1 1/2"	112MESSPCAP	132.37
2"	2MESSPCAP	156.45



## MegaPress Union

Type 304

SIZE	STOCK NO	EACH
1/2"	12MESSPU	260.67
3/4"	34MESSPU	300.23
1"	1MESSPU	367.29
1 1/2"	112MESSPU	608.24
2"	2MESSPU	765.29



## MegaPress Coupling

Type 304

SIZE	STOCK NO	EACH
1/2"	12MESSPC	44.12
3/4"	34MESSPC	54.68
1"	1MESSPC	69.42
1 1/2"	112MESSPC	89.52
2"	2MESSPC	112.80

### MegaPress Reducing Coupling

3/4 x 1/2"	34X12MESSPC	116.84
1 x 3/4"	1X34MESSPC	138.89
1 1/2 x 1"	112X1MESSPC	186.30
2 x 1 1/2"	2X112MESSPC	207.13

# Stainless Steel Tubing, Tylok CBC Loc Fittings <sup>(46)</sup>

tylok.com



## Stainless Steel Tubing

316 seamless - 20' Lengths

SIZE	STOCK NO	PER FOOT
1/4 OD x 035W"	14X035ST316	4.68
3/8 OD x 035W"	38X035ST316	6.54
1/2 OD x 035W"	12X035ST316	8.15
1/2 OD x 049W"	12X049ST316	10.60
3/4 OD x 049W"	34X049ST316	15.82

## Standard Nut



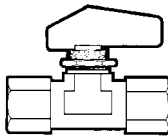
O.D.	STOCK NO	EACH
<b>STAINLESS STEEL</b>		
1/2"	SSDN8	11.13

## Collet Set 10 per Package



O.D.	STOCK NO	EACH
<b>BRASS</b>		
1/4"	BDCSET410	23.49
<b>STAINLESS STEEL</b>		
3/8"	SSDCSET610	64.60

## Ty-Flo 1 pc. Brass Ball Valve w/CBC-LOK Ends



Temperature Range -300° F to 300° F  
MAX. 3000 P.S.I.

O.D. x O.D.	STOCK NO	EACH
1/4 x 1/4"	B4DTT44K	130.24

## Male Elbow



O.D. x NPT	STOCK NO	EACH
<b>STAINLESS STEEL</b>		
1/4 x 1/8"	SS4DME2	32.15
1/4 x 1/4"	SS4DME4	34.55
3/8 x 1/4"	SS6DME4	43.08

## Union Elbow



O.D. x O.D.	STOCK NO	EACH
<b>BRASS</b>		
1/4 x 1/4"	B4DELU4	18.82
<b>STAINLESS STEEL</b>		
1/4 x 1/4"	SS4DELU4	40.68
3/8 x 3/8"	SS6DELU6	49.86
1/2 x 1/2"	SS8DELU8	82.01
3/4 x 3/4"	SS12DELU12	145.00

## Union Tee



O.D. x O.D. x O.D.	STOCK NO	EACH
<b>STAINLESS STEEL</b>		
1/4 x 1/4 x 1/4"	SS4DTT4	57.08
3/8 x 3/8 x 3/8"	SS6DTT6	73.92
1/2 x 1/2 x 1/2"	SS8DTT8	113.72

## Male Connector



O.D. x NPT	STOCK NO	EACH
<b>BRASS</b>		
1/4 x 1/4"	B4DMC4	8.39
1/2 x 3/8"	B8DMC6	17.46
1/2 x 1/2"	B8DMC8	19.28
<b>STAINLESS STEEL</b>		
1/4 x 1/8"	SS4DMC2	17.28
1/4 x 1/4"	SS4DMC4	18.15
3/8 x 3/8"	SS6DMC6	27.99
3/8 x 1/2"	SS6DMC8	33.68
1/2 x 1/4"	SS8DMC4	36.09
1/2 x 1/2"	SS8DMC8	41.55
3/4 x 3/4"	SS12DMC12	63.64

## Female Connector



O.D. x NPT	STOCK NO	EACH
<b>BRASS</b>		
3/8 x 1/4"	B6DFC4	17.01
1/2 x 1/2"	B8DFC8	27.22

## Union



O.D. x O.D.	STOCK NO	EACH
<b>BRASS</b>		
3/8 x 3/8"	B6DU	18.60
<b>STAINLESS STEEL</b>		
1/4 x 1/4"	SS4DU	28.21
3/8 x 3/8"	SS6DU	40.02
1/2 x 1/2"	SS8DU	59.49
3/4 x 3/4"	SS12DU	96.88

# Stainless Steel Grooved Fittings <sup>(09)</sup>

victaulic.com



## Series 461 Vic-300 MasterSeal™ Stainless Steel Butterfly Valve

- EPDM Seat
- Pressure Rating: 300psi/2100kPa/21bar
- Full working pressure for bi-directional, dead end services.
- 10 Position Handle

SIZE	STOCK NO	EACH
3" .....	V030461XE2	4487.70
4" .....	V040461XE2	5357.09
6" .....	V060461XE2	10074.74



## Series 861 Vic-300 MasterSeal™ Stainless Steel Butterfly Valve

### FOR POTABLE WATER APPLICATIONS

- FKM Seat
- Pressure Rating: 300psi/2100kPa/21bar
- Operating temperature: +0°F to +180°F
- Full working pressure for bi-directional, dead end services.
- 10 Position Handle (Gear Operator for 8")

SIZE	STOCK NO	EACH
2" .....	V020861XP2	3490.20
2½" .....	V024861XP2	4299.75
3" .....	V030861XP2	4487.70
4" .....	V040861XP2	5357.09
6" .....	V060861XP2	10074.74
8" (Gear Operator) .....	V080861XP3	15859.18

## Style 889 Rigid Coupling

### For use on stainless steel potable water piping systems only

- Utilizes Grade P gasket material for improved resistance to typical potable water disinfectants
- Pressures up to 750 psi | 5171 kPa | 52 bar
- Operating temperature: +0°F to +180°F
- Provides a rigid pipe joint designed to restrict axial or angular movement

SIZE	STOCK NO	EACH
8" .....	8V889	1455.30



## No. 410 90° Elbow

Schedule 10 Type 304 stainless steel

SIZE	STOCK NO	EACH
2" .....	.2V410	533.40
2½" .....	.212V410	721.35
3" .....	.3V410	697.20
4" .....	.4V410	992.25
6" .....	.6V410	2606.10



## No. 411 45° Elbow

Schedule 10 Type 304 stainless steel

SIZE	STOCK NO	EACH
2" .....	.2V411	475.65
2½" .....	.212V411	624.75
3" .....	.3V411	642.60
4" .....	.4V411	915.60
6" .....	.6V411	1722.00



## No. 420 Tee

Schedule 10 Type 304 stainless steel

SIZE	STOCK NO	EACH
2" .....	.2V420	1409.10
2½" .....	.212V420	1717.79
3" .....	.3V420	1778.70
4" .....	.4V420	1904.70
6" .....	.6V420	3699.15



## No. 425 Reducer Tee

Schedule 10 Type 304 stainless steel

SIZE	STOCK NO	EACH
3x3x2" .....	3X2V425	2199.75
3x3x2½" .....	3X212V425	2118.89
4x4x2" .....	4X2V425	2491.65
4x4x2½" .....	4X212V425	2654.40
4x4x3" .....	4X3V425	2925.30
6x6x2½" .....	6X212V425	3749.54
6x6x3" .....	6X3V425	3769.50
6x6x4" .....	6X4V425	4670.39



## No. 450 Concentric Reducer

Schedule 10 Type 304 stainless steel

SIZE	STOCK NO	EACH
4x2" .....	4X2V450	829.50
4x2½" .....	4X212V450	1136.09
4x3" .....	4X3V450	592.20
6x2½" .....	6X212V450	9514.04
6x3" .....	6X3V450	1904.70
6x4" .....	6X4V450	1447.95



## Mechanical T Style 422

Rated at 300 psi. Bar working pressure on Schedule 10S and 40S stainless steel pipe. They may also be used on high density polyethylene (HDPE) pipe. Pressure ratings on HDPE are dependent on the pipe rating.

SIZE	STOCK NO	EACH
<b>Type 316</b>		
4x2" .....	4X2V422	1079.40
4x3" .....	4X3V422	1073.10
6x2" .....	6X2V422	1471.05
6x3" .....	6X3V422	1414.35



## 807N Quickvic™ Installation-Ready™ Ridgid Coupling

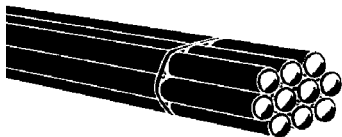
- For use on stainless steel and galvanized carbon steel potable water piping systems only
- Utilizes Grade P gasket material for improved resistance to typical potable water disinfectants
- Pressures up to 750 psi, 5171 kPa, 52 bar
- Operating temperature: +0°F to +180°F
- Provides a rigid pipe joint designed to restrict axial or angular movement

SIZE	STOCK NO	EACH
2 1/8" .....	2V807N	204.52
2 1/2" .....	212V807N	231.52
3" .....	3V807N	267.97
4" .....	4V807N	370.57
6" .....	6V807N	623.70
8" .....	8V807N	984.15



# ABS DWV Pipe and Fittings (08)

muellerindustries.com



(08a)

## ABS-DWV Foamcore Pipe

PIPE SIZE	STOCK NO	PER FOOT
1/2 x 20	112X20AB	1.92
2 x 20	2X20AB	2.61
3 x 20	3X20AB	5.33
4 x 20	4X20AB	7.91
6 x 20	6X20AB	21.66
1/2 x 10	112X10AB	1.92
2 x 10	2X10AB	2.61
3 x 10	3X10AB	5.33
4 x 10	4X10AB	7.91

cresline.com

(08)

## 90° Elbow



SIZE	STOCK NO	EACH
1/2"	112ABL	3.75
2"	2ABL	5.77
3"	3ABL	14.54
4"	4ABL	29.81
6"	6ABL	127.13

## Closet Bend



SIZE	STOCK NO	EACH
4X3"	4X3ABL	22.44

## Long Sweep 90° Elbow



SIZE	STOCK NO	EACH
1/2"	112ABLRL	6.64
2"	2ABLRL	8.08
3"	3ABLRL	19.77
4"	4ABLRL	33.75

## 90° Low Heel



SIZE	STOCK NO	EACH
3x3x2"	3X2ABLHL	24.43

## 90° Vent Elbow



SIZE	STOCK NO	EACH
1/2"	112ABVL	6.71
2"	2ABVL	11.11
3"	3ABVL	27.55

## Street 1/4 Bends



SIZE	STOCK NO	EACH
1/2"	112ABSL	4.82
2"	2ABSL	8.07
3"	3ABSL	17.73
4"	4ABSL	35.46

## Closet Bend



SIZE	STOCK NO	EACH
4x3"	4X3ABSL	39.35

## 60° Elbow HubxHub



SIZE	STOCK NO	EACH
1/2"	112AB60L	6.61
2"	2AB60L	9.38
3"	3AB60L	30.12
4"	4AB60L	45.46

## 45° Elbow Hub x Hub



SIZE	STOCK NO	EACH
1/2"	112AB45L	3.42
2"	2AB45L	5.31
3"	3AB45L	12.72
4"	4AB45L	23.90
6"	6AB45L	106.40

## 45° Street Elbow



SIZE	STOCK NO	EACH
1/2"	112ABS45L	4.28
2"	2ABS45L	5.68
3"	3ABS45L	14.02
4"	4ABS45L	24.29
6"	6ABS45L	133.39

## 22 1/2° Elbow Hub x Hub



SIZE	STOCK NO	EACH
1/2"	112AB22L	5.00
2"	2AB22L	5.70
3"	3AB22L	14.66
4"	4AB22L	22.32

## 22 1/2° Street Elbow

SIZE	STOCK NO	EACH
1/2"	112ABS22L	14.24
2"	2ABS22L	12.88
3"	3ABS22L	21.85
4"	4ABS22L	38.13

## Sanitary Tee



SIZE	STOCK NO	EACH
1/2"	112ABST	5.55
2"	2ABST	8.54
3"	3ABST	23.21
4"	4ABST	41.27
6"	6ABST	205.88
2x2x1/2"	2X112ABST	7.43
2x1/2 x2"	2X112X2ABST	8.55
2x1/2 x1 1/2"	2X112X1 1/2ABST	7.60
3x3x2"	3X2ABST	18.49
3x3x1 1/2"	3X112ABST	15.98
4x4x2"	4X2ABST	44.33
4x3"	4X3ABST	45.39

## Side Inlet Sanitary Tee



SIZE	STOCK NO	EACH
3x3x3x1 1/2"	3X112ABLSIT	54.78
3x2	3X2ABLSIT	52.79

## Double Sanitary Tee



SIZE	STOCK NO	EACH
1/2"	112ABSX	15.80
2"	2ABSX	20.99
2x2x1/2 x1 1/2"	2X112ABSX	15.00
3"	3ABSX	54.95
3x3x2x2"	3X2ABSX	39.94
3x3x1 1/2 x1 1/2"	3X112ABSX	64.79
4"	4ABSX	103.77

## Cleanout Tee



SIZE	STOCK NO	EACH
1/2"	112ABCOT	13.19
2"	2ABCOT	14.47
3"	3ABCOT	27.08
4"	4ABCOT	59.02

## Sanitary Fixture Tee



SIZE	STOCK NO	EACH
3x2"	3X2ABRSIT	52.79



# ABS DWV Pipe and Fittings <sup>(08)</sup>

muellerindustries.com



## 45° Wye

SIZE	STOCK NO	EACH
1 1/2"	112ABY	10.04
2"	2ABY	12.00
3"	3ABY	25.80
4"	4ABY	52.47
6"	6ABY	157.87
2x2x1 1/2"	2X112ABY	13.62
2x1 1/2 x 1 1/2"	2X112X112ABY	16.05
3x3x2"	3X112ABY	24.85
3x3x2"	3X2ABY	18.12
4x4x3"	4X3ABY	45.29
4x4x2"	4X2ABY	33.48
6x4x4"	6X4ABY	142.81



## Double 45° Wye

SIZE	STOCK NO	EACH
1 1/2"	112ABDY	28.21
3x3x2x2	3X2ABDY	52.69



## Combination Wye and 1/8 Bends or Long Turn Tee Wyes

SIZE	STOCK NO	EACH
1 1/2"	112ABLTY	14.39
2"	2ABLTY	14.66
3"	3ABLTY	34.79
4"	4ABLTY	72.75
2x2x1 1/2"	2X2X112ABLTY	16.02
3x3x2"	3X3X2ABLTY	22.61
4x4x2"	4X4X2ABLTY	40.72
4x4x3"	4X4X3ABLTY	52.24



## Tee • Double Fixture

SIZE	STOCK NO	EACH
2"	2ABFT	32.07
3"	3ABFT	74.16



## Wye • Double Fixture

SIZE	STOCK NO	EACH
2x2x1 1/2 x 1 1/2"	2X112X112ABFT	24.77



## Coupling

SIZE	STOCK NO	EACH
1 1/2"	112ABC	1.93
2"	2ABC	2.42
3"	3ABC	7.26
4"	4ABC	12.12
2 x 1 1/2 "	2X112ABC	5.16
3 x 1 1/2 "	3X112ABC	15.28
3 x 2"	3X2ABC	12.24
4 x 2"	4X2ABC	25.49
4 x 3"	4X3ABC	22.84
6"	6ABC	50.75



## Repair Coupling

SIZE	STOCK NO	EACH
1 1/2"	112ABRC	12.78
2"	2ABRC	6.81
3"	3ABRC	16.92



## Bushing

SIZE	STOCK NO	EACH
2 x 1 1/2"	2X112ABB	2.95
3 x 1 1/2"	3X112ABB	12.88
3 x 2"	3X2ABB	8.06
4 x 2"	4X2ABB	23.93
4 x 3"	4X3ABB	12.68
6 x 4"	6X4ABB	67.21



## Male Adapter

SIZE	STOCK NO	EACH
1 1/2" x 1 1/2"	112ABMA	2.81
2 x 2"	2ABMA	4.92
3 x 3"	3ABMA	13.19
4 x 4"	4ABMA	26.77



## Female Adapter

SIZE	STOCK NO	EACH
1 1/2"	112ABFA	3.31
2"	2ABFA	5.21
3"	3ABFA	13.95
4"	4ABFA	15.95



## Fitting Adapter Clean Out

SIZE	STOCK NO	EACH
1 1/2"	112ABCOA	4.06
2"	2ABCOA	5.62
3"	3ABCOA	14.19
4"	4ABCOA	26.59



## ABS Flush Fit Cleanout Adapter

SIZE	STOCK NO	EACH
3"	SC8753A	15.28
4"	SC8754A	19.78



## Male Trap Adapter

SIZE	STOCK NO	EACH
1 1/2"	112ABMTA	5.32



## Female Trap Adapter

SIZE	STOCK NO	EACH
1 1/2"	112ABFTA	5.02
1 1/2" x 1 1/4"	112X114ABFTA	6.58



## Slip Cap

SIZE	STOCK NO	EACH
1 1/2"	112ABCAP	6.41
2"	2ABCAP	8.86
3"	3ABCAP	18.31
4"	4ABCAP	17.91



## Plugs

SIZE	STOCK NO	EACH
1 1/2"	112ABP	2.74
2"	2ABP	3.00
3"	3ABP	4.88
3 1/2"	312ABP	19.87
4"	4ABP	8.45

# ABS DWV Pipe and Fittings <sup>(08)</sup>

muellerindustries.com



(18)  
**Floor Drain**

SIZE	STOCK NO	EACH
2"	SC800A	32.56

(21)  
**Replacement Cover for SC800A**

STOCK NO	EACH
SC801A2	7.48

(18)  
**Multi-Purpose Floor Drain**

Designed for 2x3" solvent weld connection, fits over 2" or inside 3" schedule 40 DWV pipe or street elbow.



BODY	STOCK NO	EACH
ABS	.8412A	17.46

(02)  
**Backwater Device**

2" MIP Body.



SIZE	STOCK NO	EACH
2" MIP	SC8027	9.22

(18)  
**45° Closet Flange**

SIZE	STOCK NO	EACH
3"	SC88945AM	23.69



(18)  
**ABS Backwater Valve**

SIZE	STOCK NO	EACH
3"	SC869S3A	54.65
<b>With Sleeve</b>		
3"	SC869S3AS	94.31



**Adjustable "P" Trap**

SIZE	STOCK NO	EACH
1½"	112ABPTW	17.36
2"	2ABPTW	31.75



**Hub "P" Trap**

SIZE	STOCK NO	EACH
1½"	112ABPT	12.91
2"	2ABPT	15.67
3"	3ABPT	67.27



**SJ x Hub "P" Trap**

SIZE	STOCK NO	EACH
1½"	112ABLAT	33.28



**A811 Closet Flange Hub x Flange**

SIZE	STOCK NO	EACH
4x3"	.4X3ABCF	35.52



**A812 Adjustable Closet Flange, Spigot**

SIZE	STOCK NO	EACH
4x3"	4X3ABSCF	38.76
4x4"	.4ABSCF	41.91



**A800S Closet Ring Non-Adjustable**

SIZE	STOCK NO	EACH
4x3"	4X3ABICF	15.14



**A800KO Pop-Top Closet Flange**

SIZE	STOCK NO	EACH
4x3"	4X3ABPCF	18.34



(18)  
**Flush Fit Closet Flange**

STOCK NO	EACH
ABFFCLFL	5.12



(18)  
**Flush Fit C/O Flange**

STOCK NO	EACH
SC884ATM	10.59



# ABS/Transition Cements <sup>(18b)</sup>

ipscorp.com

**No. 773 Cement for ABS Pipe and Fittings**

Medium-bodied black low VOC cement recommended for use on ABS pipe and fittings, all classes, all schedules up to 8 inches in diameter. NSF and UPC Listed.



SIZE	STOCK NO	EACH
4 oz.	14PTABCE	11.61
8 oz.	12PTABCE	15.65
Pint	PTABCE	24.54
Quart	QTABCE	43.98

**No. 771 Milky-ClearCement for ABS Pipe and Fittings**

Medium-bodied milky clear cement recommended for use on ABS pipe and fittings, all classes, all schedules up to 8 inches in diameter. NSF and UPC Listed.



SIZE	STOCK NO	EACH
Pint	PTMIABCE	33.02
Quart	QTMABCE	54.28

**No. C-65 All Purpose Cleaner for PVC, CPVC, ABS & Styrene Pipe and Fittings**

A fast-acting clear cleaner recommended for use on ABS, PVC and CPVC pipe and fittings, all schedules and all diameters. Removes surface dirt, grease and grime. Unlimited shelf life.



SIZE	STOCK NO	EACH
4 oz.	14PTVPR	11.54
8 oz.	12PTVPR	17.46
Pint	PTVPR	26.92
Quart	QTPVPR	39.61
Gallon	GAPVPR	141.74

**No. 794 ABS to PVC Transition Cement**


Medium-bodied fast setting cement for all classes and schedules through 6" diameter interference fit NOT FOR SCHEDULE 80



SIZE	STOCK NO	EACH
Pint	PTGRTRCE	44.51

# PVC DWV Pipe and Fittings (08)

muellerindustries.com



## ASTM D-2665/D-1785 Dual Marked PVC/DWV

### Schedule 40 Plain End

PIPE SIZE	STOCK NO	PER FOOT
<b>10' Lengths</b>		
1 1/2" x 10'	112X10PV	1.61
2" x 10'	2X10PV	2.17
3" x 10'	3X10PV	4.35
4" x 10'	4X10PV	5.86
6" x 10'	6X10PV	11.07
8" x 10'	8X10PV	17.25
<b>20' Lengths</b>		
1 1/4" x 20'	114X20PV	1.37
1 1/2" x 20'	112X20PV	1.61
2" x 20'	2X20PV	2.17
3" x 20'	3X20PV	4.35
4" x 20'	4X20PV	5.86
6" x 20'	6X20PV	11.07
8" x 20'	8X20PV	17.25
10" x 20'	100X20PV	24.31
12" x 20'	120X20PV	32.18
16" x 20'	16X20PV	62.51

## ASTM D-1785 PVC Pipe Schedule 40 • Super Belled One End

PIPE SIZE	STOCK NO	PER FOOT
14" x 20'	14X20PVSBE	77.12
16" x 20'	16X20PVSBE	65.82

## PVC-DWV Foam Core Pipe

PIPE SIZE	STOCK NO	PER FOOT
<b>10' Lengths</b>		
1 1/2" x 10'	112X10PVFC	1.24
2" x 10'	2X10PVFC	1.65
3" x 10'	3X10PVFC	3.11
4" x 10'	4X10PVFC	4.48
<b>20' Lengths</b>		
1 1/2" x 20'	112X20PVFC	1.24
2" x 20'	2X20PVFC	1.65
3" x 20'	3X20PVFC	3.11
4" x 20'	4X20PVFC	4.48
6" x 20'	6X20PVFC	8.34
8" x 20'	8X20PVFC	12.68
10" x 20'	100X20PVFC	47.08

## Schedule 40 Insulated PVC Pipe

SIZE	STOCK NO	EACH FT
2"	2X10INSPV	26.34
4"	4X10INSPV	37.07

## PVC/DWV Foam Core Belled One End

PIPE SIZE	STOCK NO	PER FOOT
4" x 10'	4X10PVFCBE	4.98

cresline.com



## DWV Ground Stake

STOCK NO	EACH
SC53514	5.81

## 90° Elbow



SIZE	STOCK NO	EACH
1 1/2"	112PVDL	3.56
2"	2PVDL	5.63
3"	3PVDL	16.54
4"	4PVDL	32.67
4x3"	4X3PVDL	26.61
6"	6PVDL	118.91
8"	8PVDL	152.00
10"	10PVDL	503.27
12"	12PVDL	775.10
14"	14PVDL	1306.02
16"	16PVDL	1787.49

## Long Sweep 90° Elbow



SIZE	STOCK NO	EACH
1 1/2"	112PVDLRL	8.27
2"	2PVDLRL	9.23
3"	3PVDLRL	21.27
4"	4PVDLRL	40.13
6"	6PVDLRL	144.25

## Low Heel 90° Elbow



SIZE	STOCK NO	EACH
3X2"	3X2PVDLHL	28.48

## 90° Vent Elbow.68



SIZE	STOCK NO	EACH
1 1/2"	112PVDVL	7.35
2"	2PVDVL	9.52
3"	3PVDVL	24.69

## 90° Street Elbow



HubxStreet	STOCK NO	EACH
1 1/2"	112PVDSL	4.61
2"	2PVDSL	7.10
3"	3PVDSL	19.73
4"	4PVDSL	33.00
4x3"	4X3PVDSL	51.81
6"	6PVDSL	153.37
8"	8PVDSL	294.39

## 90° Long Turn Street Elbow



SIZE	STOCK NO	EACH
1 1/2"	112PVDLSL	12.69
2"	2PVDLSL	15.20
3"	3PVDLSL	37.81
4"	4PVDLSL	58.23

## 60° Elbow



HubxHub	STOCK NO	EACH
1 1/2"	112PVD60L	8.31
2"	2PVD60L	9.68
3"	3PVD60L	35.71
4"	4PVD60L	47.60

## 45° Elbow



Hub x Hub

SIZE	STOCK NO	EACH
1 1/2"	112PVD45L	3.49
2"	2PVD45L	5.21
3"	3PVD45L	14.82
4"	4PVD45L	27.13
6"	6PVD45L	54.28
8"	8PVD45L	134.97
10"	10PVD45L	384.17
12"	12PVD45L	581.46
14"	14PVD45L	1124.75
16"	16PVD45L	1216.46

## 45° Street Elbow



SpigotxHub

SIZE	STOCK NO	EACH
1 1/2"	112PVDS45L	3.35
2"	2PVDS45L	5.32
3"	3PVDS45L	14.04
4"	4PVDS45L	24.07
6"	6PVDS45L	42.06
8"	8PVDS45L	146.49
10"	10PVDS45L	383.66
12"	12PVDS45L	587.88
16"	16PVDS45L	1216.46

## 22 1/2° Elbow



HubxHub

SIZE	STOCK NO	EACH
1 1/2"	112PVD22L	4.96
2"	2PVD22L	5.89
3"	3PVD22L	14.51
4"	4PVD22L	22.92
6"	6PVD22L	132.35
8"	8PVD22L	105.07
10"	10PVD22L	367.28
12"	12PVD22L	587.64
16"	16PVD22L	1163.57

## 22 1/2° Street Elbow



SpigotxHub

SIZE	STOCK NO	EACH
1 1/2"	112PVDS22L	13.44
2"	2PVDS22L	14.41
3"	3PVDS22L	22.45
4"	4PVDS22L	32.58

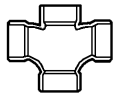
## Sanitary Tee



SIZE	STOCK NO	EACH
1 1/2"	112PVDST	6.23
2"	2PVDST	9.17
2x2x1 1/2"	2X112PVDST	8.11
2x1 1/2 x 2"	2X112X2PVDST	9.72
2x1 1/2 x 1 1/2"	2X112X112PVDST	8.07
3"	3PVDST	24.12
3x3x2"	3X2PVDST	18.17
3x3x1 1/2"	3X112PVDST	17.51
4"	4PVDST	44.03
4x4x2"	4X2PVDST	37.89
4x4x3"	4X3PVDST	51.48
6"	6PVDST	69.65
6x4"	6X4PVDST	170.96
8"	8PVDST	402.81
8x4"	8X4PVDST	177.87
8x6"	8X6PVDST	219.61
10"	10PVDST	1246.37
10x8"	10X8PVDST	855.40
12"	12PVDST	1500.43
12x10"	12X10PVDST	1147.42

# PVC DWV Pipe and Fittings (08)

muellerindustries.com



## Double Sanitary Tee

SIZE	STOCK NO	EACH
1/2"	112PVDX	13.71
2"	2PVDX	18.52
2x2x1/2 x 1/2"	2X112PVDX	14.54
3"	3PVDX	51.78
3x3x1/2 x 1/2"	3X112PVDX	33.72
3x3x2x2	3X2PVDX	36.67
4"	4PVDX	83.29



## Sanitary Tee, Street

SIZE	STOCK NO	EACH
1/2"	112PVDSST	18.65
2"	2PVDSST	18.09



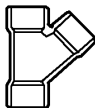
## Sanitary Tee, Left Inlet

SIZE	STOCK NO	EACH
3x3x3x1/2"	3X112PVDLSIT	67.96
3x3x3x2"	3X2PVDLSIT	46.93



## Sanitary Tee

SIZE	STOCK NO	EACH
<b>Right Inlet</b>		
3x3x3x1/2"	3X112PVDRSIT	67.96
3x3x3x2"	3X2PVDRSIT	46.93
<b>Right and Left Inlet</b>		
3x3x3x1/2"	3X2PVD DST	68.81



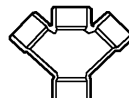
## 45° Wye

SIZE	STOCK NO	EACH
1/2"	112PVDY	11.34
2"	2PVDY	11.17
2 x 2 x 1/2"	2X112PVDY	13.65
2 x 1/2 x 1/2"	2X112X112PVDY	15.61
2 x 1/2 x 2"	2X112X2PVDY	24.16
3"	3PVDY	30.19
3 x 3 x 2"	3X2PVDY	22.33
3 x 3 x 1/2"	3X112PVDY	20.19
4"	4PVDY	54.77
4 x 4 x 3"	4X3PVDY	44.46
4 x 4 x 2"	4X2PVDY	32.78
6"	6PVDY	88.51
6x3"	6X3PVDY	153.59
6 x 6 x 4"	6X4PVDY	132.69
8"	8PVDY	286.65
8 x 4"	8X4PVDY	128.80
8 x 8 x 6"	8X6PVDY	170.28
10"	10PVDY	691.21
10 x 4"	10X4PVDY	393.74
10 x 6"	10X6PVDY	510.72
10 x 8"	10X8PVDY	604.37
12"	12PVDY	1122.82
12 x 4"	12X4PVDY	609.81
12 x 6"	12X6PVDY	665.79
12 x 8"	12X8PVDY	790.71
12 x 10"	12X10PVDY	885.49
14"	14PVDY	2152.72
14 x 10"	14X10PVDY	1638.00
14 x 12"	14X12PVDY	1979.45
16"	16PVDY	2591.07
16 x 4"	16X4PVDY	1593.70
16 x 6"	16X6PVDY	1753.93
16 x 8"	16X8PVDY	1861.12
16 x 10"	16X10PVDY	2169.03
16 x 12"	16X12PVDY	2242.05



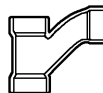
## Cleanout Tee

SIZE	STOCK NO	EACH
1/2"	112PVD COT	12.82
2"	2PVD COT	14.97
3"	3PVD COT	29.03
4"	4PVD COT	51.65
6"	6PVD COT	266.76
8"	8PVD COT	588.17
8x8x6"	8X6PVD COT	167.83
10x10x8	10X8PVD COT	1286.73



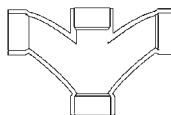
## Double 45° Wye

SIZE	STOCK NO	EACH
1/2"	112PVDDY	25.51
2"	2PVDDY	30.27
3"	3PVDDY	59.19
3 x 1/2"	3X112PVDDY	54.19
3 x 2"	3X2PVDDY	44.12
4"	4PVDDY	127.58
4 x 2"	4X2PVDDY	72.01
4 x 3"	4X3PVDDY	95.09



## Single Combination Wye and 1/8 Bend

SIZE	STOCK NO	EACH
1/2"	112PVDLTY	15.09
2"	2PVDLTY	18.83
2 x 2 x 1/2"	2X112PVDLTY	21.20
3"	3PVDLTY	41.47
3 x 3 x 2"	3X2PVDLTY	28.33
4"	4PVDLTY	81.68
4 x 4 x 3"	4X3PVDLTY	55.05
4 x 4 x 2"	4X2PVDLTY	42.67
6"	6PVDLTY	314.51
6 x 4"	6X4PVDLTY	282.87
8"	8PVDLTY	493.33
8 x 4"	8X4PVDLTY	298.17
8 x 6"	8X6PVDLTY	221.20
10"	10PVDLTY	1485.05
10 x 4"	10X4PVDLTY	521.71
10 x 6"	10X6PVDLTY	670.64
10 x 8"	10X8PVDLTY	874.57
12"	12PVDLTY	1751.11
12 x 6"	12X6PVDLTY	842.83
12 x 8"	12X8PVDLTY	1062.96
12 x 10"	12X10PVDLTY	1522.68
16 x 4"	16X4PVDLTY	1807.10



## Double Fixture Tee

SIZE	STOCK NO	EACH
2x1/2 x 1/2"	2X112X112PVDFT	36.24
2"	2PVDFT	31.52
3"	3PVDFT	68.05

## Coupling



SIZE	STOCK NO	EACH
1/2"	112PVDC	1.68
2"	2PVDC	2.30
2 x 1/2"	2X112PVDC	5.10
3"	3PVDC	8.03
3 x 2"	3X2PVDC	11.63
3 x 1/2"	3X112PVDC	14.93
4"	4PVDC	13.64
4 x 2"	4X2PVDC	22.79
4 x 3"	4X3PVDC	24.35
6"	6PVDC	46.37
6 x 4"	6X4PVDC	87.36
8"	8PVDC	76.23
8 x 4"	8X4PVDC	135.62
8 x 6"	8X6PVDC	109.05
10"	10PVDC	168.95
10 x 4"	10X4PVDC	270.50
10 x 6"	10X6PVDC	279.03
10 x 8"	10X8PVDC	287.58
12"	12PVDC	287.78
12 x 4"	12X4PVDC	409.81
12 x 6"	12X6PVDC	479.21
12 x 8"	12X8PVDC	503.16
12 x 10"	12X10PVDC	528.30
14"	14PVDC	442.69
16"	16PVDC	493.79
16 x 4"	16X4PVDC	788.95
16 x 8"	16X8PVDC	812.42
16 x 12"	16X12PVDC	995.33

## Repair Couplings



SIZE	STOCK NO	EACH
1/2"	112PVDRC	9.21
2"	2PVDRC	6.42
3"	3PVDRC	16.26
4"	4PVDRC	31.26

## Sewer Coupling



Adapts sewer & Drain pipe to DWV Pipe.  
Hub x Hub

SIZE	STOCK NO	EACH
4x4"	4X4PVDSC	26.44
4x3"	4X3PVDSC	25.48
6x6"	6X6PVDSC	61.33



# PVC DWV Pipe and Fittings (08)

muellerindustries.com

## Bushing

SIZE	STOCK NO	EACH
2 x 1/4"	2X114PVDB	8.01
2 x 1/2"	2X112PVDB	2.92
3 x 1/2"	3X112PVDB	13.99
3 x 2"	3X2PVDB	7.38
4 x 2"	4X2PVDB	24.33
4 x 3"	4X3PVDB	12.56
6 x 4"	6X4PVDB	62.80
8 x 4"	8X4PVDB	115.90
8 x 6"	8X6PVDB	125.77
10 x 4"	10X4PVDB	257.63
10 x 6"	10X6PVDB	265.75
10 x 8"	10X8PVDB	274.46
12 x 4"	12X4PVDB	390.27
12 x 6"	12X6PVDB	456.39
12 x 8"	12X8PVDB	479.21
12 x 10"	12X10PVDB	503.16
14 x 12"	14X12PVDB	893.27
16 x 4"	16X4PVDB	751.40
16 x 12"	16X12PVDB	991.02
16 x 14"	16X14PVDB	983.27



## Male Adapter

SIZE	STOCK NO	EACH
1/2"	112PVDMA	3.18
2"	2PVDMA	4.28
3"	3PVDMA	11.97
4"	4PVDMA	27.10

## Female Adapter

SIZE	STOCK NO	EACH
1/2"	112PVDFA	3.17
2"	2PVDFA	5.42
3"	3PVDFA	14.45
4"	4PVDFA	18.78

## Fitting Adapter Cleanout

SIZE	STOCK NO	EACH
1/2"	112PVDCOA	4.06
2"	2PVDCOA	5.42
3"	3PVDCOA	14.54
4"	4PVDCOA	23.89
6"	6PVDCOA	68.03
8"	8PVDCOA	258.84
10"	10PVDCOA	683.07

## PVC Flush-fit Cleanout Adapter

SIZE	STOCK NO	EACH
2"	SC8752P	11.40
3"	SC8753P	15.28
4"	SC8754P	19.78

## No-Hub Adapter

SIZE	STOCK NO	EACH
2"	2PVDNHA	8.82
3"	3PVDNHA	12.82
4"	4PVDNHA	16.44

## Male Trap Adapter

SIZE	STOCK NO	EACH
1/2" or 1/4"	112PVDMTA	7.03
1/2 x 1/4"	112X114PVDMTA	8.52
2"	2PVDMTA	35.72

## Female Trap Adapter

SIZE	STOCK NO	EACH
1/4"	114PVDFTA	6.83
1/2"	112PVDFTA	6.63
1/2 x 1/4"	112X114PVDFTA	6.55

## Plug

Raised Square MPT

SIZE	STOCK NO	EACH
1/2"	112PVD COP	3.00
2"	2PVD COP	3.38
3"	3PVD COP	6.00
4"	4PVD COP	8.90
6"	6PVD COP	28.27
8"	8PVD COP	132.17
10"	10PVD COP	230.66

## Knockout Test Plug

Use with pipe or fittings, Spigot insert

SIZE	STOCK NO	EACH
1/2"	112PVDTCAP	.45
2"	2PVDTCAP	.57
3"	3PVDTCAP	.86
4"	4PVDTCAP	.98

## QuickPlug Trap Adapter Test Plug

SIZE	STOCK NO	EACH
1/2"	SC234QP	1.20

## Techno-Test Caps

DWV pipe.

SIZE	STOCK NO	EACH
1/2"	112TECA	1.23
2"	2TECA	1.34
3"	3TECA	1.98
4"	4TECA	2.09

## Socket Cap

SIZE	STOCK NO	EACH
1/2"	112PVCAP	1.49
2"	2PVCAP	1.78
2 1/2"	212PVCAP	5.69
3"	3PVCAP	6.19
4"	4PVCAP	14.11
6"	6PVCAP	33.84
8"	8PVCAP	64.09
10"	10PVD CAP	246.06
12"	12PVD CAP	311.27
14"	14PVD CAP	519.37
16"	16PVD CAP	695.09

## C/S - Cleanout Plug

SIZE	STOCK NO	EACH
1/2"	112PVDCCP	2.51
2"	2PVDCCP	2.51
3"	3PVDCCP	3.84
3 1/2"	312PVDCCP	4.58
4"	4PVDCCP	5.33

## Adjustable "P" Trap Less Cleanout

SIZE	STOCK NO	EACH
1 1/2"	112PVDPT	15.76
2"	2PVDPT	36.33

## Hub "P" Trap Less Cleanout

SIZE	STOCK NO	EACH
1/2"	112PVDWPT	13.23
2"	2PVDWPT	16.11
3"	3PVDWPT	54.41
4"	4PVDWPT	131.06

## "P" Trap with Cleanout

SIZE	STOCK NO	EACH
2"	2PVDTW	35.20

## Two Way Cleanout

SIZE	STOCK NO	EACH
3"	3PVDTWCO	55.48

## Slip Joint x Hub "P" Trap

SIZE	STOCK NO	EACH
1/2"	112PVDLAT	27.27

## 886-MR "Ringer" Stainless Steel Closet Ring

Strong, corrosion-proof stainless steel. Fits 3" or 4" pipe on concrete floors.

STOCK NO	EACH
One-Piece SC886MR	9.04
Two-Piece SC886MRM	27.05



# PVC DWV Pipe and Fittings (08)

muellerindustries.com

(21)

## Save-A-Flange

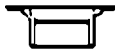
### Closet Flange Repair kit

Renews broken closet flanges.

- 1 zinc plated bar
- 2 plastic screw anchors with screws
- 6 poly spacer washers

STOCK NO	EACH
SC49011320	8.51

## Closet Flange Hub x Flange



SIZE	STOCK NO	EACH
4"	4PVDACF	48.13
4"x3"	4X3PVDACF	46.38

## Adjustable Closet Flange



SIZE	STOCK NO	EACH
4"	4PVDSCF	54.10
4"x3"	4X3PVDSCF	38.58

## One Piece Closet Flange



SIZE	STOCK NO	EACH
4" x 3"	4X3PVDCF	22.33

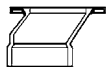
## Pop Top Closet Flange



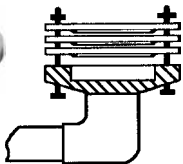
SIZE	STOCK NO	EACH
4"	4PVDPCF	30.76
4"x3"	4X3PVDPCF	17.17

(18)

## P/F100 Offset Closet Flange



SIZE	STOCK NO	EACH
4"x3"	889PO	16.59



(18)

## 886-R Closet Flange Extension Ring

7/16" thick, can be stacked to desired height

STOCK NO	EACH
PVCLFLEX	4.92

(18)

## Flush Fit Closet Flange with Knockout



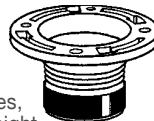
- Fits over 3" or inside of 4" Schedule 40
- Fits flush with the floor
- Four countersunk mounting holes

STOCK NO	EACH
PVFFCLFL	5.12

(18)

## Twist-N-Set Closet Flange

Replaces broken cast iron flanges, Gasket expands to fit service weight, heavy weight or no-hub.



STOCK NO	EACH
4PVTNSFL	36.79

(18)

## Flush Fit C/O Flange

With knock out stainless steel ring.



STOCK NO	EACH
SC884PTM	10.59

(18)

## Flush-to-Floor Closet Flange

SIZE	STOCK NO	EACH
3"x4"	SC886P	6.90

(18)

## 3" Inside Fit Closet Flange

SIZE	STOCK NO	EACH
3"	SC888P	6.35

(18)

## 45° Closet Flange



SIZE	STOCK NO	EACH
3"	SC88945PM	23.69

(18)


## Floor Drain



SIZE	STOCK NO	EACH
2"	SC800P	32.56

(21)

## Replacement Strainers for SC800P



COLOR	STOCK NO	EACH
Grey	SC801PG2	7.48

(18)

## Adjustable Urinal Flange Kit

2" PVC spigot fitting solvent welds directly into any 2" fitting. Horizontal slots accommodate urinals with 3 1/2" to 7" flange mounting centers. 1 1/2" long tailpiece is easily cut to accommodate various wall finishes. Kit includes bolts, nuts, washers and gasket.



STOCK NO	EACH
AUFKS	22.40

(18)

## Adjustable Urinal Flange Kit

2" PVC socket fitting. Horizontal slots for urinals with 3 1/2" to 7" flange mounting centers. Kit includes bolts, nuts, washers and gasket.



STOCK NO	EACH
AUFK	22.40

(18)

## Fat Max Floor Drain

Large capacity floor drain No. 860-PS



SIZE	STOCK NO	EACH
3"	SC8603PS	106.64
4"	SC8604PS	106.64

(18)

## Multi-Purpose Floor Drain

Designed for 2x3" solvent weld connection, fits over 2" or inside 3" schedule 40 DWV pipe or street elbow.



BODY	STOCK NO	EACH
PVC	8412P	17.46

(18)

## GP100P Floor Drain



SIZE	STOCK NO	EACH
2"-3"	2PVFD	9.05

(18)

## Backwater Valve

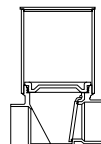


SIZE	STOCK NO	EACH
1 1/2"	112PVBWV	59.47
2"	2PVBWV	38.51
3"	3PVBWV	54.65
4"	4PVBWV	69.54
6"	SC8696P	294.58

(18)

## DWV Backwater Valve with Extension Sleeve & Lid

No. 869 - 16" Sleeve



SIZE	STOCK NO	EACH
3"	SC8693PS	94.31
4"	SC8694PS	108.06

(18)

## Sleeve Lid & Extension

SIZE	STOCK NO	EACH
<b>Sleeve Lid &amp; Extension</b>		
2"	86923	24.16
<b>Sleeve Lid ONLY</b>		
3"	86933	18.52



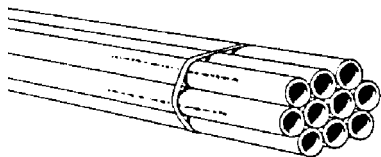
(18)

## Upper/Lower Deep-Bury Adapters

SIZE	STOCK NO	EACH
Fits 3" & 4"	SC869S4PDB	82.80

# PVC Sewer Pipe and Fittings <sup>(02)</sup>

muellerindustries.com



## D2729 Sewer & Drain

### SDR-26

PIPE SIZE	STOCK NO	PER FOOT
4"x10' Solid	4X10D2729SO	3.57
4"x10' Perforated	4X10D2729PE	3.57
6"x10' Solid	6X10D2729SO	7.42

## D-3034 Solvent Weld

### SDR-35

PIPE SIZE	STOCK NO	PER FOOT
4"x10' Solid	4X10D3034SW	5.54
4"x10' Perforated	4X10D3034PE	5.54

## D-3034 Gasketed Joint

### SDR-35

SIZE	STOCK NO	PER FOOT
6"x14'	6X14D3034GA	12.79
8"x14'	8X14D3034GA	23.25
10"x14'	10X14D3034GA	36.14

cresline.com



See Page 1231  
for applicable  
cements and cleaners

## Solvent Weld Fittings

### 1/4 Bend, HubxHub



SIZE	STOCK NO	EACH
4"	4PVSEL	14.87
6"	6PVSEL	39.61
8"	8PVSEL	164.37

### Street Elbow 1/4 Bend



SIZE	STOCK NO	EACH
4"	4PVSESL	17.42

### 1/8 Bend, Hub x Hub



SIZE	STOCK NO	EACH
4"	4PVSE45L	10.83
6"	6PVSE45L	42.73
8"	8PVSE45L	116.41

### Street Elbow 1/8 Bend



SIZE	STOCK NO	EACH
4"	4PVSE45L	14.68
6"	6PVSE45L	54.55

### 1/16 Bend



SIZE	STOCK NO	EACH
4"	4PVSE22L	11.90
6"	6PVSE22L	52.08

### Sanitary Tee



SIZE	STOCK NO	EACH
4"	4PVSEST	22.90

### Tee

Hub all ways



SIZE	STOCK NO	EACH
4"	4PVSET	14.25
6"	6PVSET	59.34
8"	8PVSET	242.32

### 45° Wye

Hub all ways



SIZE	STOCK NO	EACH
4"	4PVSEY	19.77
6"	6PVSEY	83.90
6x4	6X4PVSEY	73.14
8x4	8X4PVSEY	157.64

### Saddle Wye



SIZE	STOCK NO	EACH
6"x4"	6X4PVSESAY	94.33
8"x4"	8X4PVSESAY	129.13
10"x4"	10X4PVSESAY	151.52
10"x6"	10X6PVSESAY	170.90
12"x4"	12X4PVSESAY	156.43
12"x6"	12X6PVSESAY	209.36

### Coupling, Hub x Hub



SIZE	STOCK NO	EACH
4"	4PVSEC	7.18
6"	6PVSEC	26.23
8"	8PVSEC	81.55
<b>Reducing Coupling</b>		
6"x4"	6X4PVSER	34.86

### Female Adapter



SIZE	STOCK NO	EACH
4"	4PVSEFA	14.25

### Cleanout Adapter



SIZE	STOCK NO	EACH
4"	4PVSECOA	11.17
6"	6PVSECOA	69.76

### Cap



SIZE	STOCK NO	EACH
4"	4PVSECAP	6.27
6"	6PVSECAP	22.96
8"	8PVSECAP	75.18

### Cleanout Plug



SIZE	STOCK NO	EACH
4"	4PVSECOP	8.63

# REHAU RAUPEX Tubing and Everloc+ Fittings (18dr)

reha.com

## RAUPEX® UV Shield Pipe (00d)

### RAUPEX® UV Shield Pipe

RAUPEX® UV Shield pipe is made of high-quality cross-linked polyethylene, manufactured using the high-pressure peroxide method (Engel method, PEXa). RAUPEX® UV Shield pipe has a co-extruded PE shield that protects the pipe against ultraviolet light (sunlight) for up to one year. All RAUPEX® UV Shield pipe meets the requirements of standards ASTM F 876, F 877, PPI TR-4 (Standard Grade) and is certified to NSF Standards 14 and 61 and CSA B 137.5. RAUPEX® UV Shield pipe is produced in REHAU's ISO 9001 certified manufacturing facility.

RAUPEX® UV Shield is rated for continuous operation of 160 psi @ 73.4° (1105 kPa @ 23°C), 100 psi @ 180°F (690 kPa @ 82.2°C) and 80 psi @ 200°F (550 kPa @ 93.3°C). It is compatible with all Everloc+™ fittings as well as crimp ring fittings certified to ASTM F 1807, and with compression-sleeve fittings certified to ASTM F 2080.



### RAUPEX® UV Shield Pipe

SIZE	STOCK NO	EACH
<b>Blue Pipe</b>		
1/2" x 20'	235351021	11.42
1/2" x 300'	235351301	171.26
3/4" x 20'	235371021	19.87
3/4" x 300'	235371301	297.88
1" x 20'	235381021	40.31
1" x 100'	235381101	201.53
<b>Red Pipe</b>		
1/2" x 20'	235351022	11.42
1/2" x 300'	235351302	171.26
1/2" x 500'	235351502	285.43
3/4" x 20'	235371022	19.87
3/4" x 100'	235371102	99.29
3/4" x 300'	235371302	297.88
1" x 20'	235381022	40.31
<b>White Pipe</b>		
1/2" x 20'	235351023	11.42
1/2" x 100'	235351113	57.08
1/2" x 300'	235351313	171.26
3/4" x 20'	235371023	19.87
3/4" x 100'	235371113	99.29
3/4" x 300'	235371313	297.88
1" x 20'	235381023	40.31
1" x 100'	235381113	201.53
1" x 300'	235381313	604.61
1 1/4" x 20'	132571023	93.15
1 1/2" x 20'	132581023	130.55
2" x 20'	132591023	223.93



### Everloc+™ Sleeve PEXa Compression Sleeves



SIZE	STOCK NO	EACH
3/8"	104815001	.32
1/2"	104816001	.36
5/8"	104817001	.56
3/4"	104818001	.71
1"	104819001	1.50
1 1/4"	104820001	1.65
1 1/2"	104821001	2.18
2"	104822001	4.37

### Everloc+™ Couplings



SIZE	MATERIAL	STOCK NO	EACH
<b>Straight • PEXa Sleeves (Sold Separately)</b>			
3/8" x 3/8"	LF Brass	317138001	3.43
1/2" x 1/2"	Polymer	104824001	2.19
5/8" x 5/8"	LF Brass	317142001	11.69
3/4" x 3/4"	Polymer	104825001	2.72
1" x 1"	Polymer	104826001	4.05
1 1/4" x 1 1/4"	Polymer	104827001	10.62
1 1/2" x 1 1/2"	Polymer	104828001	11.91
2" x 2"	Polymer	104829001	49.39
<b>Reducing • PEXa Sleeves (Sold Separately)</b>			
3/4" x 1/2"	Polymer	104830001	4.81
1" x 3/4"	Polymer	104831001	6.24
1 1/4" x 1"	Polymer	104832001	9.41
1 1/2" x 1"	Polymer	104833001	11.58
1 1/2" x 1 1/4"	LF Brass	422233001	143.34
2" x 1"	LF Brass	317139001	118.47
2" x 1 1/4"	LF Brass	317140001	146.77
2" x 1 1/2"	LF Brass	317141001	166.28

### Everloc+™ Elbows



SIZE	MATERIAL	STOCK NO	EACH
<b>PEXa Sleeves (Sold Separately)</b>			
1/2" x 1/2"	Polymer	104859001	2.70
5/8" x 5/8"	LF Brass	317163001	10.83
3/4" x 3/4"	Polymer	104860001	3.56
1" x 1"	Polymer	104861001	7.42
1 1/4" x 1 1/4"	Polymer	104862001	15.99
1 1/2" x 1 1/2"	Polymer	104863001	21.24
2" x 2"	Polymer	104864001	69.63

### Everloc+™ Plugs



SIZE	MATERIAL	STOCK NO	EACH
<b>PEXa Sleeves (Sold Separately)</b>			
1/2"	Polymer	104856001	1.78
5/8"	LF Brass	317157001	17.40
3/4"	Polymer	104857001	2.81
1"	Polymer	104858001	3.74
1 1/4"	LF Brass	317158001	16.03
1 1/2"	LF Brass	317159001	28.21
2"	LF Brass	317160001	44.26

### Everloc+™ Polymer Tees



SIZE	STOCK NO	EACH
<b>Straight • PEXa Sleeves (Sold Separately)</b>		
1/2" x 1/2" x 1/2"	104835001	2.74
3/4" x 3/4" x 3/4"	104836001	4.61
1" x 1" x 1"	104837001	8.36
1 1/4" x 1 1/4" x 1 1/4"	104838001	19.07
1 1/2" x 1 1/2" x 1 1/2"	104839001	26.65
2" x 2" x 2"	104840001	85.79
<b>Run Reducing • PEXa Sleeves (Sold Separately)</b>		
3/4" x 1/2" x 3/4"	104841001	4.61
1" x 3/4" x 1"	104842001	10.07
<b>Branch Reducing • PEXa Sleeves (Sold Separately)</b>		
3/4" x 3/4" x 1/2"	104844001	3.74
1" x 1" x 1/2"	104846001	7.67
1" x 1" x 3/4"	104845001	8.44
1 1/4" x 1 1/4" x 1"	104847001	17.45
1 1/2" x 1 1/2" x 1"	104848001	23.40
2" x 2" x 1"	104849001	70.80
<b>Branch/Run Reducing • Sleeves (Sold Separately)</b>		
3/4" x 1/2" x 1/2"	104851001	4.44
1" x 3/4" x 3/4"	104852001	8.16
1 1/4" x 1" x 1"	104853001	16.91
<b>Bullhead • PEXa Sleeves (Sold Separately)</b>		
1/2" x 1/2" x 3/4"	104854001	9.09
3/4" x 3/4" x 1"	104855001	13.58

### Everloc+™ Lead Free Brass Tees



SIZE	STOCK NO	EACH
<b>Run Reducing • PEXa Sleeves (Sold Separately)</b>		
1 1/4" x 1" x 1 1/4"	317143001	84.09
1 1/2" x 1" x 1 1/2"	317144001	110.85
1 1/2" x 1 1/4" x 1 1/2"	317145001	115.47
2" x 1 1/4" x 2"	317146001	258.17
2" x 1 1/2" x 2"	317147001	260.71
<b>Branch Reducing • PEXa Sleeves (Sold Separately)</b>		
1 1/2" x 1 1/2" x 1 1/4"	317149001	122.40
2" x 2" x 1 1/4"	317150001	260.88
2" x 2" x 1 1/2"	317151001	268.37
<b>Branch/Run Reducing • Sleeves (Sold Separately)</b>		
1 1/2" x 1" x 1"	317152001	101.35
1 1/2" x 1 1/4" x 1"	317153001	111.64
1 1/2" x 1 1/4" x 1 1/4"	317154001	113.71
2" x 1 1/2" x 1"	317156001	257.14
2" x 1 1/2" x 1 1/4"	317161001	262.15
2" x 1 1/2" x 1 1/2"	317155001	259.19

### Everloc+™ Manifolds



SIZE	STOCK NO	EACH
<b>Closed-end • PEXa Sleeves (Sold Separately)</b>		
3/4" inlet x (4) 1/2" Outlets	104868001	18.02
<b>Flow-through • PEXa Sleeves (Sold Separately)</b>		
3/4" x 3/4" in x (3) 1/2" Outs	104870001	14.48
3/4" x 3/4" in x (4) 1/2" Outs	104871001	18.02
<b>Elbow Flow-through • Sleeves (Sold Separately)</b>		
3/4" x 3/4" in x (3) 1/2" Outs	104872001	40.04
3/4" x 3/4" in x (4) 1/2" Outs	104873001	39.55

# REHAU Everloc+ Fittings and Tools (18dr)

reha.com

## Everloc+™ Adapters PEXa to MPT

Lead Free Brass • Sleeves (Sold Separately)

SIZE	STOCK NO	EACH
3/8" x 1/2" MPT	317174001	12.41
1/2" x 1/2" MPT	317171001	6.12
3/8" x 1/2" MPT	317175001	10.00
3/4" x 3/4" MPT	317172001	11.04
3/4" x 1" MPT	317177001	23.82
1" x 1" MPT	317178001	22.74
1 1/4" x 1 1/4" MPT	317179001	52.81
1 1/2" x 1 1/2" MPT	317180001	70.38
2" x 2" MPT	317181001	194.91



## Everloc+™ Adapters PEXa to FPT

Lead Free Brass • Sleeves (Sold Separately)

SIZE	STOCK NO	EACH
1/2" x 1/2" FPT	317173001	12.62
3/4" x 3/4" FPT	317182001	14.16
1" x 1" FPT	317183001	30.73



## Everloc+™ Adapters PEXa to Copper

Lead Free Brass • Sleeves (Sold Separately)

SIZE	STOCK NO	EACH
1/2" x 1/2" C Female	317184001	4.21
1/2" x 1/2" C Male or 3/8" C Fem.	317185001	4.26
3/4" x 3/4" C Male	317186001	9.04
3/4" x 3/4" C Female	317187001	9.58
3/4" x 1" C Female	317189001	19.16
1" x 1" C Male	317190001	17.32
1" x 1" C Female	317191001	15.87
1 1/4" x 1 1/4" C Male	317192001	38.31
1 1/4" x 1 1/4" C Female	317193001	43.23
1 1/2" x 1 1/2" C Male	317194001	62.88
1 1/2" x 1 1/2" C Female	317195001	66.22
2" x 2" C Male	317196001	175.75
2" x 2" C Female	317197001	175.75



## Everloc+™ Closed-End Stub Out Ell

SIZE	STOCK NO	EACH
1/2" x 8"	418665001	16.22



## Everloc+™ Elbows PEXa to Copper

Lead Free Brass • Sleeves (Sold Separately)

SIZE	STOCK NO	EACH
1/2" x 1/2" C Male or 3/8" C Fem.	317164001	14.37
1/2" x 1/2" C Female	317165001	16.56
3/4" x 3/4" C Male	317166001	36.27
3/4" x 3/4" C Female	317167001	36.27



## Everloc+™ Elbows PEXa to FPT/MPT

Lead Free Brass • Sleeves (Sold Separately)

SIZE	STOCK NO	EACH
1/2" x 1/2" (Drop Ear) MPT	317168001	16.56
1/2" x 1/2" (Drop Ear) FPT	317170001	16.57
3/4" x 3/4" MPT	317169001	36.27



## Everloc+™ Ball Valves

SIZE	STOCK NO	EACH
<b>Straight Ball Valves • Sleeves (Sold Separately)</b>		
1/2" Everloc+ x 1/2" C Female	418433001	23.35
1/2" x 1/2" Everloc+	418435001	27.42
1/2" x 3/8" Everloc+	418437001	18.61
3/4" x 3/4" Everloc+	418434001	42.10
<b>Angle Ball Valves • Sleeves (Sold Separately)</b>		
Includes 3/8" compression nut and ferrule		
1/2" Everloc+ x 3/8" Comp	418438001	18.33



## Manifold Header Stock

24 Outlets

DESCRIPTION	STOCK NO	EACH
1" x 1/2" Copper	250810	283.85
1" x 3/4" Copper	250817	667.43



## Steel Support Bends

Create 90° bends without fitting an elbow;  
Snap support bend over Raupex pipe.


SIZE	STOCK NO	EACH
3/8, 1/2"	258408	4.67
3/4"	257249	8.68



## Polymer Support Bends

Create 90° bends without fitting an elbow;  
snap support bend over Raupex pipe;  
with eye for mounting to a support or stud.

SIZE	STOCK NO	EACH
3/8, 1/2"	266207	5.74
3/4"	266227	7.77



## Everloc+ Tools

### Everloc+™ Tool Kits

Includes:

- Power tool base unit
- Expander adapter
- (3) Expander heads
- (3) Compression jaws
- (2) 12V Li-ion batteries
- 12V/20V Li-ion battery charger
- Raucutter
- Grease and cleaning brush
- Operating instructions and Tool Case



INCLUDED SIZES	STOCK NO	EACH
1/2", 3/4" & 1"	105107003	1225.13
1/4", 1/2" & 2"	105733002	7358.59

### Everloc+™ Power Tool

Includes:

- Quick-change Color Coded Expander Heads
- Multi-position Color Coded Compression Jaws
- 360° Rotation of Tool Housing
- Removeable Expander Adapter
- LED Light
- 12v Battery



INCLUDED SIZES	STOCK NO	EACH
1/2", 3/4", 1"	105107001RENTAL	Call for Pricing
1/4", 1/2", 2"	105733002RENTAL	Call for Pricing

### Everloc+™ Expander Heads

Additional sizes for 105107003 Tool Kit

SIZE	STOCK NO	EACH
3/8"	105073001	157.00
5/8"	105075001	157.00



### Everloc+™ Compression Jaws

Additional sizes for 105107003 Tool Kit

SIZE	STOCK NO	EACH
3/8"	105083001	374.51
5/8"	105087001	370.92





# REHAU F1960 Cold-Expansion Fittings <sup>(18dr)</sup>

reha.com

## F1960 Cold-Expansion Fittings

REHAU F1960 cold expansion fittings and rings are for use with REHAU UV shield PEXa pipes only.

The maximum temperature and pressure ratings of the REHAU F1960 fitting system is in accordance with ASTM F877 and CSA B137.5 for SDR9 PEX, see REHAU pipe product submittals for ratings. All REHAU F1960 fittings and rings comply with the lead-free (LF) requirements of the U.S. Safe Drinking Water Act.



## F1960 PEX Rings

SIZE	STOCK NO	EACH
1/2"	499702001	.38
3/4"	499704001	.74
1"	499705001	1.57
1 1/4"	499706001	1.73
1 1/2"	499707001	2.29
2"	499708001	4.59



## F1960 Polymer Couplings

SIZE	STOCK NO	EACH
1/2"	499709001	2.30
3/4"	499710001	2.79
1"	499711001	4.15
1 1/4"	499712001	11.02
1 1/2"	499714001	12.63
2"	499715001	51.26

## Reducer Polymer Couplings

3/4" x 1/2"	499717001	4.93
1" x 1/2"	490319001	5.89
1" x 3/4"	499718001	6.40
1 1/4" x 3/4"	499721001	9.34
1 1/4" x 1"	499719001	9.77
1 1/2" x 1 1/4"	499723001	12.15
2" x 1 1/2"	499724001	40.11



## F1960 Polymer Plugs

SIZE	STOCK NO	EACH
1/2"	499769001	1.82
3/4"	499771001	2.89
1"	499772001	3.83
1 1/4"	499773001	18.63
1 1/2"	499774001	28.96
2"	499775001	32.68



## ProPEX® Expansion Tool Kits

Features a auto-rotating head for convenient one-handed operation with a compact right angle design for installing tubing in tight locations.

### Includes:

- M18™ or M12™ ProPEX Expansion Tool
- ProPEX Expander Cone Grease
- XC High Cap. REDLITHIUM™ Battery
- Multi-Voltage Charger Included
- 3 ProPEX® Expansion Heads
- Durable Carrying Case

MODEL - HEAD SIZES	STOCK NO	EACH
M12 - 1/2, 3/4, & 1"	MIPROPEX	937.47
M18 - 1, 1 1/4, & 1 1/2"	MILAPROPEX	1545.45



## F1960 Polymer Tees

SIZE	STOCK NO	EACH
1/2" x 1/2" x 1/2"	499728001	2.87
3/4" x 3/4" x 3/4"	499729001	4.73
1" x 1" x 1"	499730001	8.57
1 1/4" x 1 1/4" x 1 1/4"	499731001	19.80
1 1/2" x 1 1/2" x 1 1/2"	499732001	27.66
2" x 2" x 2"	499733001	89.04

### Run Reducing Polymer Tees

3/4" x 1/2" x 3/4"	499734001	4.73
1" x 3/4" x 1"	499735001	10.33

### Branch Reducing Polymer Tees

3/4" x 3/4" x 1/2"	499739001	3.83
1" x 1" x 1/2"	499741001	7.86
1" x 1" x 3/4"	499740001	8.66
1 1/4" x 1 1/4" x 1/2"	499744001	13.92
1 1/4" x 1 1/4" x 3/4"	499743001	17.72
1 1/4" x 1 1/4" x 1"	499742001	18.11
1 1/2" x 1 1/2" x 3/4"	499753001	23.60
1 1/2" x 1 1/2" x 1"	499746001	24.29
1 1/2" x 1 1/2" x 1 1/4"	499747001	24.98
2" x 2" x 1"	499752001	73.48
2" x 2" x 1 1/4"	499748001	77.61
2" x 2" x 1 1/2"	499749001	86.27

### Branch/Run Reducing Polymer Tees

3/4" x 1/2" x 1/2"	499754001	4.56
1" x 3/4" x 3/4"	499755001	8.36

### Bullhead Polymer Tees

1/2" x 1/2" x 3/4"	499767001	9.32
3/4" x 3/4" x 1"	499768001	13.92



## F1960 Polymer Multi-port Tees

SIZE	STOCK NO	EACH
<b>Closed-End</b>		
3/4" inlet x (3) 1/2" Outlets	499826001	12.90
3/4" inlet x (4) 1/2" Outlets	499827001	18.69
3/4" inlet x (6) 1/2" Outlets	499828001	21.90
<b>Flow-Through</b>		
3/4" inlets x (2) 1/2" Outlets	499831001	11.12
3/4" inlets x (3) 1/2" Outlets	499832001	15.01
3/4" inlets x (4) 1/2" Outlets	499833001	18.69

(12)

## Jomar

### T-422G Valve

- Blow-out proof stem
- 100% leak tested
- Gland follower and single o-ring stem design
- Wetted surfaces less than .25% lead content

2 Piece • Standard Port • 400 WOG  
Stainless Steel Ball and Stem

SIZE	STOCK NO	EACH
1/2"	12T422G	14.57
3/4"	34T422G	23.29
1"	17422G	36.69
1 1/4"	114T422G	54.65
1 1/2"	112T422G	82.49
2"	2T422G	162.27

(24)

## LegendPress No Lead F1960 Brass Adapters

SIZE	STOCK NO	EACH
<b>Press to PEX</b>		
1/2"	450863P	9.36
3/4"	450864P	14.02
1"	450865P	22.84



## F1960 Elbows

SIZE	STOCK NO	EACH
------	----------	------

### Polymer PEX to PEX

1/2" x 1/2"	499776001	2.83
3/4" x 1/2"	490318001	3.22
3/4" x 3/4"	499777001	3.65
1" x 1"	499778001	7.61
1 1/4" x 1 1/4"	499779001	16.60
1 1/2" x 1 1/2"	499780001	22.04
2" x 2"	499781001	72.27

### LF Brass PEX to Copper Elbows

3/4" x 3/4" C Male	499784001	38.05
3/4" x 3/4" C Female	499785001	38.05

### LF Brass PEX to FTP Drop Ear Elbows

1/2" x 1/2"	499789001	17.39
3/4" x 3/4"	499787001	38.19



## F1960 Brass Adapters

SIZE	STOCK NO	EACH
------	----------	------

### PEX to Copper Male

1/2" x 1/2"	499795001	4.29
1/2" x 3/4"	499790001	8.97
3/4" x 1/2"	499792001	18.38
3/4" x 3/4"	499796001	9.48
3/4" x 1"	499791001	19.85
1" x 1"	499799001	18.18
1 1/4" x 1 1/4"	499801001	40.20
1 1/2" x 1 1/2"	499803001	65.98
2" x 2"	499805001	184.38

### PEX to Copper Female

1/2" x 1/2"	499794001	4.41
1/2" x 3/4"	499793001	9.07
3/4" x 3/4"	499797001	10.05
3/4" x 1"	499798001	20.10
1" x 1"	499800001	16.65
1 1/4" x 1 1/4"	499802001	45.35
1 1/2" x 1 1/2"	499804001	69.47
2" x 2"	499806001	184.38

### PEX to MPT

1/2" x 1/2"	499807001	6.42
1/2" x 3/4"	499810001	16.81
3/4" x 3/4"	499808001	11.58
3/4" x 1"	499814001	24.99
1" x 3/4"	499809001	25.11
1" x 1"	499815001	23.86
1 1/4" x 1 1/4"	499816001	55.40
1 1/2" x 1 1/2"	499817001	73.85
2" x 2"	499818001	204.48

### PEX to FPT

1/2" x 1/2"	499821001	13.24
1/2" x 3/4"	499819001	22.11
3/4" x 3/4"	499822001	14.86
3/4" x 1"	499820001	47.10
1" x 1"	499823001	32.25
1 1/4" x 1 1/4"	499863001	58.90
1 1/2" x 1 1/2"	499864001	127.59
2" x 2"	499866001	261.29




## Press Copper Stub Outs

PRESS SIZE X LENGTH TO CRUVE X LENGTH OUT	STOCK NO	EACH
---	----------	------

1/2" F1960 x 4" x 8"	SC630WG248	12.30
1/2" F1960 x 4" x 12"	SC630WG2412	18.94
<b>Straight Press x Copper Sweat • LESS wall plate</b>		
1/2" F1960 x 8" SWT	SC638WG208	12.73
1/2" F1960 x 15" SWT	SC638WG215	23.88





## ViegaPEX Ultra Tubing

ViegaPEX tubing is manufactured to ASTM F876 & F877 standards and meets certifications of NSF 14 & 61. The flexibility of the tubing reduces installation time and fitting quantities.

SIZE X LENGTH	STOCK NO	EACH
1/2"x20'	ST12X20PEXCCEL	11.84
1/2"x100'	ST12X100PEXCCEL	54.80
1/2"x300'	ST12X300PEXCCEL	164.37
3/4"x20'	ST34X20PEXCCEL	21.49
3/4"x100'	ST34X100PEXCCEL	99.41
3/4"x300'	ST34X300PEXCCEL	298.23
1"x20'	ST1X20PEXCCEL	36.85
1"x100'	ST1X100PEXCCEL	170.52
1 1/4"x20'	ST114X20PEXCCEL	59.09
1 1/4"x100'	ST114X100PEXCCEL	273.45
1 1/2"x20'	ST112X20PEXCCEL	82.82
1 1/2"x100'	ST112X100PEXCCEL	365.04
2"x20'	ST2X20PEXCCEL	202.78
<b>PureFlow PEX tubing (White)</b>		
2"x100'	ST2X100WPEX	950.40



## Red/Blue ViegaPEX Ultra Tubing

ViegaPEX tubing is manufactured to ASTM F876 & F877 standards and meets certifications of NSF 14 & 61. The flexibility of the tubing reduces installation time and fitting quantities.

SIZE X LENGTH	COLOR	STOCK NO	EACH
<b>1/2" Pexcel</b>			
1/2"x20'	Red	ST12X20RPEX	10.08
1/2"x20'	Blue	ST12X20BPEX	10.08
1/2"x100'	Red	ST12X100RPEX	50.40
1/2"x100'	Blue	ST12X100BPEX	50.40
1/2"x300'	Red	ST12X300RPEX	151.20
1/2"x300'	Blue	ST12X300BPEX	151.20
<b>3/4" Pexcel</b>			
3/4"x20'	Red	ST34X20RPEX	18.72
3/4"x20'	Blue	ST34X20BPEX	18.72
3/4"x100'	Red	ST34X100RPEX	93.61
3/4"x100'	Blue	ST34X100BPEX	93.61
3/4"x300'	Red	ST34X300RPEX	280.80
3/4"x300'	Blue	ST34X300BPEX	280.80
<b>1" Pexcel</b>			
1"x20'	Red	ST1X20RPEX	38.39
1"x20'	Blue	ST1X20BPEX	38.39

(00d)

## White Viega Ice Maker Tubing

1/4" I.D. x 100' White Tube.

STOCK NO	EACH
PX1C1	60.00



## Plastic Press Manifolds

OUTLETS	STOCK NO	EACH
<b>Closed</b>		
6	PL1X12X6COUMA	51.62
<b>Flow Through</b>		
6	PL1X12X6OUMA	54.38
8	PL1X12X8OUMA	67.95



(18)

## PEX Pipe Reinforcement

**Self-gripping – Snap-on effect**  
Keeps plastic pipe straight.  
Reinforcement fits inside insulation.

SIZE (CTS X LENGTH)	STOCK NO	EACH
1/2"x9'	PSU050	16.68
3/4"x9'	PSU075	18.63
1"x9'	PSU100	19.35
1 1/4"x9'	PSU125	24.84
1 1/2"x9'	PSU150	27.38
2"x9'	PSU200	31.80



(40)

## ProPEX Tubing Cutter

**48-22-4200**  
Features a replaceable V-shaped, double ground steel blade. Cuts up to 1" rubber & plastic tubing and PEX-a tubing.

STOCK NO	EACH
MIPEXTUCU	43.65
<b>Replacement BLADE 48-22-4201</b>	
MIPEXTUCUBL	11.35



## RIIFO PEX-b Tubing White Sticks

RIIFO PEX-b tubing is made of cross-linked polyethylene, utilizing the production method of silane cross-linking that provides superior chemical and mechanical performance. Meets the standard of CSA B137.5, ASTM E84, ASTM 876 and ASTM 877.

SIZE X LENGTH	STOCK NO	EACH
1/2" x 20'	RI12X20WPEX	8.94
3/4" x 20'	RI34X20WPEX	16.21
1" x 20'	RI1X20WPEX	26.47
1 1/4" x 20'	RI114X20WPEX	66.11
1 1/2" x 20'	RI112X20WPEX	93.58
2" x 20'	RI2X20WPEX	165.86

## Press Poly Adapter

Poly x PEX with sleeve  
**Does not include ring for polybutylene connection**

SIZE	STOCK NO	EACH
1/2"	ST12PRPBADWS	8.95
3/4"	ST34PRPBADWS	14.53



## Press Couplings

PEX x PEX with sleeve

SIZE	STOCK NO	EACH
5/16"	ST516PRCOWS	7.27
1/2"	ST12PRCOWS	4.91
3/4"	ST34PRCOWS	7.63
1/2" x 3/4"	ST12X34PRCOWS	9.09
3/4" x 1"	ST34X1PRCOWS	11.49
1"	ST1PRCOWS	16.04
1" x 1 1/4"	ST1X114PRCOWS	23.46
1" x 1 1/2"	ST1X112PRCOWS	30.26
1 1/4"	ST114PRCOWS	28.92
1 1/2"	ST112PRCOWS	37.71



## Press Sleeves

SIZE	STOCK NO	EACH
1/2"	ST12PRSL	.59
3/4"	ST34PRSL	.99
1"	ST1PRSL	1.46



## Compression Insert


SIZE	STOCK NO	EACH
1/2"	ST12COIN	1.07



## Press Tees

with sleeve

SIZE	STOCK NO	EACH
1/2"	ST12PRTWS	9.61
3/4"	ST34PRTWS	14.16
1"	ST1PRTWS	28.93




## PEX Press Tailpiece

PEX x Female BSP Tailpiece

SIZE	STOCK NO	EACH
3/4" x 1"	ST34X1PRTPWS	19.90
1" x 1 1/4"	ST1X114PRTPWS	24.27



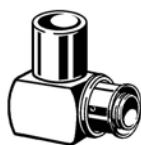
**See Page 723 for FrostapeX Tubing**



## Press Reducing Tees

with sleeve

SIZE	STOCK NO	EACH
1/2 x 3/4"	ST12X34PRTWS	14.98
3/4 x 1/2"	ST34X12PRTWS	13.95
1 x 3/4"	ST1X34PRTWS	28.74
3/4 x 1/2 x 1/2"	ST34X12X12PRTWS	15.14
3/4 x 1/2 x 3/4"	ST34X12X34PRTWS	14.57
1 x 1/2 x 1/2"	ST1X12X12PRTWS	39.89
1 x 1/2 x 1"	ST1X12X1PRTWS	49.44
1 x 1 x 1/2"	ST1X1X12PRTWS	28.98
1 x 3/4 x 3/4"	ST1X34X34PRTWS	28.04
1 x 3/4 x 1"	ST1X34X1PRTWS	31.42
1 1/4 x 3/4"	ST114X34PRTWS	66.00



## Press Elbow

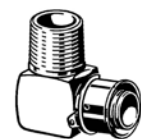
SIZE	STOCK NO	EACH
<b>Copper Sweat x Press Elbow with sleeve</b>		
1/2"	ST12PRCOELWS	26.47
3/4"	ST34PRCOELWS	23.07
<b>Copper Fitting x Press Elbow with sleeve</b>		
1/2"	ST12PRCOFIELWS	21.12
3/4"	ST34PRCOFIELWS	38.20



## Press Elbows

with sleeve

SIZE	STOCK NO	EACH
1/2"	ST12PRELWS	7.34
3/4"	ST34PRELWS	11.08
1"	ST1PRELWS	26.69
1 1/4"	ST114PRELWS	39.32
1 1/2"	ST112PRELWS	53.74



## Press x Male NPT Elbows

with sleeve

SIZE	STOCK NO	EACH
1/2 x 1/2"	ST12PRMALWS	14.26
1/2 x 3/4"	ST12X34PRMALWS	26.99
3/4 x 3/4"	ST34PRMALWS	15.57
3/4 x 1"	ST34X1PRMALWS	45.66
1 x 1"	ST1PRMALWS	45.01



## Male NPT Adapters

Press x Male NPT with sleeve

SIZE	STOCK NO	EACH
1/2 x 1/2"	ST12PRMAADWS	5.01
1/2 x 3/4"	ST12X34PRMAADWS	10.80
3/4 x 3/4"	ST34PRMAADWS	7.02
3/4 x 1/2"	ST34X12PRMAADWS	8.06
3/4 x 1"	ST34X1PRMAADWS	15.77
1 x 3/4"	ST1X34PRMAADWS	16.74
1 x 1"	ST1PRMAADWS	12.05
1 1/4"	ST114PRMAADWS	41.86
1 1/2"	ST112PRMAADWS	51.30
2 x 2"	ST2PRMAADWS	146.00



## Female NPT Adapters

Press x Female NPT with sleeve

SIZE	STOCK NO	EACH
1/2 x 1/2"	ST12PRFEADWS	7.48
1/2 x 3/4"	ST12X34PRFEADWS	14.66
3/4 x 3/4"	ST34X34PRFEADWS	10.35
1 x 3/4"	ST1X34PRFEADWS	19.41
1 x 1"	ST1PRFEADWS	18.12



## Tubing Adapters

Press x Copper Sweat with sleeve

SIZE	STOCK NO	EACH
1/2 x 1/2"	ST12COADWS	3.89
1/2 x 3/4"	ST12X34COADWS	9.26
3/4 x 1/2"	ST34X12COADWS	13.51
3/4 x 3/4"	ST34COADWS	6.02
3/4 x 1"	ST34X1COADWS	28.53
1 x 1"	ST1COADWS	13.19
1 1/4" x 1 1/4"	ST114COADWS	27.95
1 1/2" x 1 1/2"	ST112COADWS	43.81
2 x 2"	ST2COADWS	133.88



## Fitting Adapters

Press x Copper Fitting with sleeve

SIZE	STOCK NO	EACH
1/2 x 1/2"	ST12COFIADWS	4.76
1/2 x 3/4"	ST12X34COFIADWS	8.29
3/4 x 1/2"	ST34X12COFIADWS	8.50
3/4 x 3/4"	ST34COFIADWS	6.93
3/4 x 1"	ST34X1COFIADWS	11.12
1 x 1"	ST1COFIADWS	13.05



## Press Adapters

Copper x PEX with sleeve

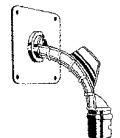
SIZE (PRESS X PEX)	STOCK NO	EACH
1/2"	ST12PPPAWS	5.60
3/4"	ST34PPPAWS	9.87
1"	ST1PPPAWS	16.44
3/4 x 1/2"	ST34X12PPPAWS	16.52
1/2 x 3/4"	ST12X34PPPAWS	10.90
1 x 3/4"	ST1X34PPPAWS	14.23
1 1/4"	ST114PPPAWS	25.52
1 1/2"	ST112PPPAWS	34.39
2"	ST2PPPAWS	70.82



## Press Drop Ear Elbows

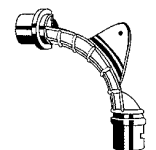
PEX x FNPT

SIZE	STOCK NO	EACH
1/2 x 1/2"	ST12PRDREALWS	14.43
3/4 x 3/4"	ST34PRDREALWS	22.29



## Drop Ear Bend Support

SIZE	STOCK NO	EACH
1/2"	ST12DOEABESU	3.16



## Plastic Bend Supports

SIZE	STOCK NO	EACH
1/2"	ST12PLBESU	2.69
5/8 & 3/4"	ST5834PLBESU	3.56
1"	ST1PLBESU	7.66



## Plastic Bend Supports for Slab

SIZE	STOCK NO	EACH
1/2"	ST12PLBESUSL	5.54
5/8 & 3/4"	ST5834PLBESUSL	6.41



## Chrome Sleeve

52 520

SIZE	STOCK NO	EACH
1/2" x 3 1/2"	ST12SL	4.03



## PEX Press Tee

- Smart Connect feature, Zero Lead
- For fire sprinkler systems
- Polymer, Includes Mounting bracket
- Press connection, female pipe thread
- For use with black ViegaPEX Ultra only

SIZE	STOCK NO	EACH
1 x 1 x 1/2"	ST1X1X12FSTWS	35.14

veiga.net

**Press Copper Tub Ell With Sleeve**



SIZE	STOCK NO	EACH
1/2"	ST12PRCOTULWS	13.78

**Press Copper Stub Out WITH SLEEVE**

SIZE	STOCK NO	EACH
3/4"	ST34PRCOSTOUWS	29.23



**Press 1/4 Turn Stop Valves**

STOCK NO	EACH
<b>No. 2842.4ZL Angle</b> ST12X38PRANQSTVAWS	19.50
<b>No. 2842.3ZL Straight</b> ST12X38PRSTQSTVAWS	19.63



**Press Ball Valves PEX to PEX With Sleeves**

SIZE	STOCK NO	EACH
1/2"	ST12PRBAVAWS	25.87
3/4"	ST34PRBAVAWS	34.43

**Stub Out Brackets**

14 Gauge Flat Galvanized Stud Bracket

SIZE	STOCK NO	EACH
2" x 20"	SC521318	5.31



**Strong Arm**

Twisted bracket with PEX Bend Block

LOCK BLOCKS	STOCK NO	EACH
<b>For use with 16" stud bays</b>		
1	SC525161PB	8.19
2	SC525162PB	9.81
<b>For use with 24" stud bays</b>		
1	SC525241PB	9.17
2	SC525242PB	10.74

**PEX Elbow**

SIZE	STOCK NO	EACH
1/2"	SC525P2	1.79



**Copper Stub Out**

SIZE X LENGTH TO CRUVE X LENGTH OUT	STOCK NO	EACH
1/2" SWT x 5" x 7"	SC61357PK	8.44



**Press Copper Stub Out**

PRESS SIZE X LENGTH TO CRUVE X LENGTH OUT	STOCK NO	EACH
1/2" F2080 x 4" x 8"	SC630VG248	14.99



**Press x Copper Straight Stub Outs PEX x Copper Sweat • With wall plate**

SIZE	STOCK NO	EACH
1/2" F3347 x 8" SWT	SC638VG208E4	17.11
1/2" F3347 x 18" SWT	SC638VG218E4	22.88



**PowerPEX Female Sweat Copper Adapters**

PEX x FSWT • ASTM F1807

SIZE	STOCK NO	EACH
1" x 1"	SC644X4	5.02

**Sioux Chief** (18)  
siouxchief.com



**Full Port PEX Press Ball Valves PEX to PEX with Sleeves for Viega**

SIZE	STOCK NO	EACH
1/2"	SC648VG2FP	49.80
3/4"	SC648VG3FP	76.20
1"	SC648VG4FP	126.72



**PowerPEX Brass Ball Valves PEX to PEX • ASTM F1807**

SIZE	STOCK NO	EACH
1/2"	SC648XG2	12.31
3/4"	SC648XG3	18.60
1"	SC648XG4	32.83

**Press Adapter**

CPVC x PEX Press

SIZE	STOCK NO	EACH
1/2"	SC645VGC2	13.07
3/4"	SC645VGC3	24.04
1"	SC645VGC4	39.59



**PowerPEX Brass Tee**

PEX x PEX x PEX Press • ASTM F1807

SIZE	STOCK NO	EACH
1/2" x 1/2" x 1/2"	SC641XG222	2.61



**PowerPEX Brass Straight Male Adapters**

PEX x MIP • ASTM F1807

SIZE	STOCK NO	EACH
1/2" x 1/2"	SC646XG2	2.86
3/4" x 1"	SC646XG43	7.04



**PowerPEX Brass Straight Female Adapters**

PEX x FIP • ASTM F1807

SIZE	STOCK NO	EACH
3/4" x 3/4"	SC647XG3	4.77

## Milwaukee Tool <sup>(40)</sup>

milwaukeetool.com



### M18™ Short Throw Press Tool Kit with Viega PureFlow™ Jaws

Designed for one handed use the M18™ Short Throw Press Tool is the fastest press, pressing 40% faster than the competition providing the fastest, effortless installs from branch to fixture.

**Includes:**

- (2) M18™ REDLITHIUM™ 2.0 Compact Batteries
- M18™ & M12™ Multi-Voltage Charger.
- M18™ 1/2", 3/4" & 1" Viega PureFlow™ Jaws.
- Durable Carrying Case

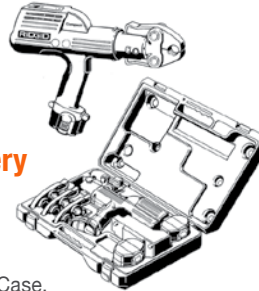
**For PEX Jaws ONLY!**

SIZE	STOCK NO	EACH
1/2, 3/4, & 1"	MIPRESSPEXTO	1174.50

### Compact Battery Press Tool

**Includes:**

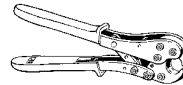
- (2) batteries.
- Charger.
- Durable Carrying Case.



SIZE	STOCK NO	EACH
1/2, 3/4, & 1"	STPRTO	3501.74

### Press Tool

With it's ratcheting design, the Press tool ensures a perfect connection every time. Tool cannot be opened until the fitting has been properly pressed.



SIZE	STOCK NO	EACH
1/2"	ST12PRTO	324.64
3/4"	ST34PRTO	320.47
1"	ST1PRTO	480.15

### Viega Pex Press Starter Tool Kit

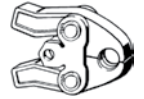
**Includes:**

- Tube Cutter for 1" Max.
- 1/2" Yellow Handle PEX Press.
- 3/4" Blue Handle PEX Press.
- Durable Carrying Case.



STOCK NO	EACH
STSTTOSE	681.80

### Compact Viega PEX Jaws



SIZE	STOCK NO	EACH
1/2"	ST12COJA	254.93
3/4"	ST34COJA	254.93
1"	ST1COJA	254.93
1 1/4"	ST114COJA	321.09
1 1/2"	ST112COJA	404.98

### Viega PEX Jaws

**For ProPress 320-E/330 • For PEX Pipe ONLY!**

SIZE	STOCK NO	EACH
1/2"	ST12JA	342.19
3/4"	ST34JA	342.50
1"	ST1JA	342.50
1 1/4"	ST114JA	351.43
1 1/2"	ST112JA	512.87
2"	ST2JA	512.87

**For ProPress Jaws  
see page 1112**





## 90° Plastic Press Elbows

With Smart Connect Feature

SIZE	STOCK NO	EACH
1/2"	PL12PRELWS	3.04
3/4"	PL34PRELWS	3.44
1"	PL1PRELWS	6.87
1 1/4"	PL114PRELWS	18.14
1 1/2"	PL112PRELWS	22.37
2"	PL2PRELWS	79.42



## 45° Plastic Press Elbows

With Smart Connect Feature

SIZE	STOCK NO	EACH
1 1/2"	PL112PR45LWS	44.19
2"	PL2PR45LWS	73.94



## Plastic Press Tees

With Smart Connect Feature

SIZE	STOCK NO	EACH
1/2"	PL12PRTWS	2.72
3/4"	PL34PRTWS	4.92
1"	PL1PRTWS	10.10
1 1/4"	PL114PRTWS	21.75
1 1/2"	PL112PRTWS	29.28
2"	PL2PRTWS	97.07



## Plastic Press Reducing Tees

With Smart Connect Feature

SIZE	STOCK NO	EACH
1/2 x 3/4"	PL12X34PRTWS	8.08
3/4 x 1/2"	PL34X12PRTWS	4.42
1 x 1/2"	PL1X12PRTWS	7.52
1 x 3/4"	PL1X34PRTWS	8.53
1 1/4 x 3/4"	PL114X34PRTWS	16.00
1 1/4 x 1"	PL114X1PRTWS	18.17
1 1/2 x 3/4"	PL112X34PRTWS	26.07
1 1/2 x 1"	PL112X1PRTWS	27.24
1 1/2 x 1 1/4"	PL112X114PRTWS	28.09
2 x 3/4"	PL2X34PRTWS	77.26
2 x 1"	PL2X1PRTWS	80.65
2 x 1 1/4"	PL2X114PRTWS	82.83
2 x 1 1/2"	PL2X112PRTWS	92.32
3/4 x 1/2 x 1/2"	PL34X12X12PRTWS	4.28
3/4 x 1/2 x 3/4"	PL34X12X34PRTWS	4.75
1 x 1/2 x 1/2"	PL1X12X12PRTWS	8.32
1 x 1/2 x 1"	PL1X12X1PRTWS	10.14
1 x 3/4 x 1/2"	PL1X34X12PRTWS	8.39
1 x 3/4 x 3/4"	PL1X34X34PRTWS	8.86
1 x 3/4 x 1"	PL1X34X1PRTWS	8.99
1 1/4 x 1 x 3/4"	PL114X1X34PRTWS	19.86
1 1/4 x 1 x 1"	PL114X1X1PRTWS	16.19
1 1/2 x 1 x 3/4"	PL112X1X34PRTWS	30.08
1 1/2 x 1 x 1"	PL112X1X1PRTWS	24.78
2 x 1 1/2 x 1"	PL2X112X1PRTWS	75.17
2 x 1 1/2 x 1 1/4"	PL2X112X114PRTWS	81.81
2 x 1 1/2 x 1 1/2"	PL2X112X112PRTWS	85.56



## Plastic Press Couplings

With Smart Connect Feature

SIZE	STOCK NO	EACH
1/2"	PL12PRCOWS	1.97
3/4"	PL34PRCOWS	3.12
1/2 x 3/4"	PL12X34PRCOWS	3.85
3/4 x 1"	PL34X1PRCOWS	5.73
1"	PL1PRCOWS	5.20
1 1/4"	PL114PRCOWS	13.96
1 1/4 x 3/4"	PL114X34PRCOWS	13.00
1 1/2"	PL112PRCOWS	18.40
1 1/2 x 1 1/4"	PL112X114PRCOWS	17.60
2"	PL2PRCOWS	55.67
2 x 1 1/2"	PL2X112PRCOWS	50.74



## Press Test Plugs

With Smart Connect Feature

SIZE	STOCK NO	EACH
1/2"	PL12PRPLWS	1.65
3/4"	PL34PRPLWS	2.35
1"	PL1PRPLWS	3.59
1 1/4"	PL114PRPLWS	14.35
1 1/2"	PL112PRPLWS	20.57
2"	PL2PRPLWS	35.14



# EvoPEX Tubing and Fittings <sup>(18F)</sup>

sharkbite.com

## SharkBite® PEX Tubing

160 PSI @ 33°-73° F.

A cross-linked polyethylene pipe for a range of residential and commercial plumbing applications. This pipe is approved for all potable water systems. SharkBite PEX is approved for crimp, clamp or push-to-connect plumbing systems. The pipe comes with a repeating SharkBite imprinted pattern which serves as a visual aid to determine if the tube has been inserted correctly into SharkBite Push-to-Connect fittings. This feature only works if the tubing is cut between the SharkBite imprint pattern.



## White Pex Pipe Coils

- One month UV resistance
- Highest-rated chlorine resistance
- Freeze Resistant (Not freeze-proof)
- Burial, Fire Suppression, & Plenum approved
- 25 Year Warranty

SIZE X LENGTH	STOCK NO	EACH
1/2" x 100'	12X100EVOPEX	49.22
3/4" x 100'	34X100EVOPEX	87.32
1" x 100'	1X100EVOPEX	154.00
3/4" x 500'	34X500EVOPEX	436.59
1" x 500'	1X500EVOPEX	769.99
1/2" x 1000'	12X1000EVOPEX	461.16

## White Pex Pipe Straight Lengths

- Highest-rated chlorine resistance
- One month UV resistance
- Freeze Resistant (Not freeze-proof)
- Burial, Fire Suppression, & Plenum approved
- 25 Year Warranty

SIZE X LENGTH	STOCK NO	EACH
1/2" x 20'	12X20EVOPEX	10.59
3/4" x 20'	34X20EVOPEX	18.79
1" x 20'	1X20EVOPEX	33.15

## EvoPEX™ Angle Stop

1/4-turn full-port brass ball valve

SIZE	STOCK NO	EACH
1/2" x 3/8" Comp.	K23036	11.34

## EvoPEX™ Straight Stop

1/4-turn full-port brass ball valve

SIZE	STOCK NO	EACH
1/2" x 3/8" Comp.	K23037	11.34

## SharkBite® EvoPEX™ Fittings

160 PSI @ 73.4° F.

SharkBite EvoPEX fittings are for use in hot and cold domestic water systems, as well as radiant heating/cooling systems. SharkBite EvoPEX fittings are intended to be installed with SharkBite PEX pipe as a holistic system.

Instant push-to-connect ends for quick installation, immediate testing, and ease of use:

ID pipe seal, permanent connection, visual indicator to confirm connection, no tools, solder, clamps, rings, unions, or glue required.

## EvoPEX™ Couplings

SIZE	STOCK NO	EACH
1/2" x 1/2"	12EPC	3.94
3/4" x 3/4"	34EPC	4.57
1" x 1"	1EPC	8.74

## EvoPEX™ Reducing Couplings

SIZE	STOCK NO	EACH
3/4" x 1/2"	34X12EPC	4.41
1" x 3/4"	1x34EPC	7.32

## EvoPEX™ Female Connectors

PEX to F-NPT Connection

SIZE	STOCK NO	EACH
1/2" x 1/2"	12EPFC	7.56
3/4" x 3/4"	34EPFC	9.29
1" x 1"	1EPFC	17.01

## EvoPEX™ Male Connectors

PEX to M-NPT Connection

SIZE	STOCK NO	EACH
1/2" x 1/2"	12EPMC	7.56
3/4" x 3/4"	34EPMC	9.29
1" x 1"	1EPMC	17.01

## EvoPEX™ End Caps

SIZE	STOCK NO	EACH
1/2"	12EPEC	1.73
3/4"	34EPEC	3.94
1"	1EPEC	7.56

## EvoPEX™ Elbows

SIZE	STOCK NO	EACH
1/2" x 1/2"	12EPL	5.20
3/4" x 3/4"	34EPL	6.22
1" x 1"	1EPL	11.34

## EvoPEX™ Male Elbow

PEX to M-NPT Connection

SIZE	STOCK NO	EACH
1/2" x 1/2"	12EPMAL	8.03

## EvoPEX™ Drop Ear Elbow

PEX to F-NPT Connection

SIZE	STOCK NO	EACH
1/2" x 1/2"	12EPDEL	7.72

## EvoPEX™ Tees

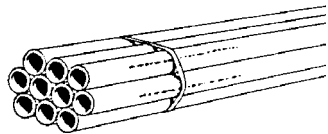
SIZE	STOCK NO	EACH
1/2" x 1/2" x 1/2"	12EPT	5.67
3/4" x 3/4" x 3/4"	34EPT	6.77
1" x 1" x 1"	1EPT	12.99

## EvoPEX™ Reducing Tees

SIZE	STOCK NO	EACH
1/2" x 1/2" x 3/4"	12X34EPT	7.09
3/4" x 3/4" x 1/2"	34X12EPT	7.09
3/4" x 3/4" x 1"	34X1EPT	13.47
1" x 3/4" x 3/4"	1X34X34EPT	13.47
1" x 1" x 1/2"	1X1X12EPT	13.47
1" x 1" x 3/4"	1X1X34EPT	13.47
1" x 3/4" x 1"	1X34X1EPT	13.47
1" x 3/4" x 1/2"	1X34X12EPT	13.47
3/4" x 1/2" x 3/4"	34X12X34EPT	7.09
3/4" x 1/2" x 1/2"	34X12X12EPT	7.09

# CPVC GTS Pipe and Fittings <sup>(08)</sup>

spears.com



(08a)

## CPVC-HC

### Hot and Cold Water Pipe

NSF approval for drinking water use.

NOM. O.D.	WALL THICKNESS	LBS. PER 100'	STOCK NO	PRICE PER FOOT
<b>10 foot lengths</b>				
.625	.068	8.22	12X10CPVC	.84
.875	.080	13.87	34X10CPVC	1.46
1.125	.102	22.68	1X10CPVC	3.05
1.375	.125	34.00	114X10CPVC	5.23
1.625	.148	47.60	112X10CPVC	7.43
2.125	.193	81.11	2X10CPVC	12.06
<b>20 foot lengths</b>				
.625	.068	8.22	12X20CPVC	.84
.875	.080	13.87	34X20CPVC	1.46
1.125	.102	22.68	1X20CPVC	3.05
1.375	.125	34.00	114X20CPVC	5.23
1.625	.148	47.60	112X20CPVC	7.43
2.125	.193	81.11	2X20CPVC	12.06

cresline.com



## 90° Elbow

Slip x Slip

SIZE	STOCK NO	EACH
1/2"	12CPVCL	.47
3/4"	34CPVCL	.94
1"	1CPVCL	2.53
1 1/4"	114CPVCL	3.93
1 1/2"	112CPVCL	7.12
2"	2CPVCL	13.70



## 90° Street Elbow

Spigot x Slip

SIZE	STOCK NO	EACH
1/2"	12CPVCSL	.75
3/4"	34CPVCSL	1.14
1"	1CPVCSL	4.21



## 45° Elbow

Slip x Slip

SIZE	STOCK NO	EACH
1/2"	12CPVC45L	.67
3/4"	34CPVC45L	1.12
1"	1CPVC45L	2.41
1 1/4"	114CPVC45L	4.60
1 1/2"	112CPVC45L	6.63
2"	2CPVC45L	13.13

## 45° Street Elbow

Slip x Slip

SIZE	STOCK NO	EACH
1/2"	12CPVCS45L	1.22
3/4"	34CPVCS45L	1.60
1"	1CPVCS45L	4.70



## Drop Ear Elbow

Slip x Slip

SIZE	STOCK NO	EACH
1/2"	12CPVCDEL	2.84



## Brass Drop Ear Elbow

FPT x Slip

SIZE	STOCK NO	EACH
1/2"	12CPVCBDEL	10.79



## Tee

Slip x Slip x Slip

SIZE	STOCK NO	EACH
1/2"	12CPVCT	.69
3/4"	34CPVCT	1.29
1"	1CPVCT	5.44
1 1/4"	114CPVCT	7.86
1 1/2"	112CPVCT	10.66
2"	2CPVCT	17.57

## Reducing Tee

3/4 x 1/2"	34X12CPVCT	1.29
3/4 x 1/2 x 3/4"	34X12X34CPVCT	1.38
3/4 x 1/2 x 1/2"	34X12X12CPVCT	1.23
3/4 x 3/4 x 1"	34X34X1CPVCT	13.81
1 x 1/2"	1X12CPVCT	7.12
1 x 3/4"	1X34CPVCT	6.76
1 x 3/4 x 3/4"	1X34X34CPVCT	13.78
1 1/4 x 3/4"	114X34CPVCT	15.43
1 1/4 x 1"	114X1CPVCT	15.49
1 1/4 x 1 x 1"	114X1X1CPVCT	18.58
1 1/2 x 3/4"	112X34CPVCT	13.08
1 1/2 x 1"	112X1CPVCT	11.68
2 x 3/4"	2X34CPVCT	17.51
2 x 1"	2X1CPVCT	17.68



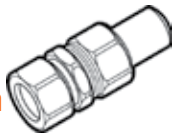
## Coupling

Slip x Slip

SIZE	STOCK NO	EACH
1/2"	12CPVCC	.53
3/4"	34CPVCC	.69
1"	1CPVCC	2.08
1 1/4"	114CPVCC	2.58
1 1/2"	112CPVCC	3.60
2"	2CPVCC	7.35
3/4 x 1/2"	34X12CPVCC	.90
1" x 3/4"	1X34CPVCC	5.51

# CPVC GTS Pipe and Fittings <sup>(08)</sup>

spears.com



## Brass Transition Union

Compression x Slip

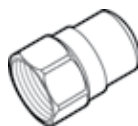
SIZE	STOCK NO	EACH
1/2"	12CPVCCU	22.50



## Brass Transition Union

MPT x Slip

SIZE	STOCK NO	EACH
1/2"	12CPVCMU	20.89



## Brass Transition Union

FPT x Slip

SIZE	STOCK NO	EACH
1/2"	12CPVCFU	18.79
3/4"	34CPVCFU	38.00



## Reducer Bushing

Spigot x Slip

SIZE	STOCK NO	EACH
3/4 x 1/2"	34X12CPVCB	.69
1 x 1/2"	1X12CPVCB	1.62
1 x 3/4"	1X34CPVCB	1.62
1 1/4 x 1/2"	114X12CPVCB	2.13
1 1/4 x 3/4"	114X34CPVCB	2.13
1 1/4 x 1"	114X1CPVCB	1.85
1 1/2 x 1/2"	112X12CPVCB	2.58
1 1/2 x 3/4"	112X34CPVCB	2.86
1 1/2 x 1"	112X1CPVCB	2.97
1 1/2 x 1 1/4"	112X114CPVCB	2.63
2 x 1/2"	2X12CPVCB	6.00
2 x 3/4"	2X34CPVCB	6.00
2 x 1"	2X1CPVCB	6.00
2 x 1 1/4"	2X114CPVCB	6.00
2 x 1 1/2"	2X112CPVCB	6.00



(02)

## Tub/Shower Pressure Connector

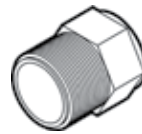
SIZE	STOCK NO	EACH
CPVC x MSWT		
1/2"	SC632C263	6.97
CPVC to Copper Transition Socket		
3/4"	SC630C348	19.46



(02)

## Male Sweat Adapter

SIZE	STOCK NO	EACH
CPVC x MSWT		
1/2"	SC643C211	10.03
3/4"	SC643C311	19.13
1"	SC643C418	42.04



## Male Adapter

SIZE	STOCK NO	EACH
Slip x Stainless Steel MPT		
1/2"	12CPVCBMA	7.80
3/4"	34CPVCBMA	11.52
1"	1CPVCBMA	18.64
1 1/4"	114CPVCBMA	44.10
1 1/2"	112CPVCBMA	73.34
2"	2CPVCBMA	81.38
Slip x Plastic MPT		
1/2"	12CPVCMA	.67
3/4"	34CPVCMA	1.04



## Female Adapter

SIZE	STOCK NO	EACH
Slip x Stainless Steel FPT		
1/2"	12CPVCBFA	7.80
3/4"	34CPVCBFA	11.52
1"	1CPVCBFA	18.64
1 1/4"	114CPVCBFA	44.10
1 1/2"	112CPVCBFA	73.34
2"	2CPVCBFA	81.38
Slip x Plastic with Reinforced Stainless Steel FPT		
1/2"	12CPVCFA	8.99
3/4"	34CPVCFA	9.88



## Cap

SIZE	STOCK NO	EACH
Slip		
1/2"	12CPVCCAP	.51
3/4"	34CPVCCAP	.73
1"	1CPVCCAP	1.68
1 1/4"	114CPVCCAP	2.58
1 1/2"	112CPVCCAP	4.11
2"	2CPVCCAP	6.90



## Globe Stop Valve

Slip x Slip

SIZE	STOCK NO	EACH
1/2"	12CPVCVL	4.37
3/4"	34CPVCVL	6.48



## Ball Stop Valve

Slip x Slip

SIZE	STOCK NO	EACH
1/2"	12CPVCBV	17.97
3/4"	34CPVCBV	23.13
1"	1CPVCBV	26.86
1 1/4"	114CPVCBV	42.04
1 1/2"	112CPVCBV	49.48
2"	2CPVCBV	64.60



(18b)

## Orange Heavy Body CPVC Cement

For All Schedules thru 12", Medium Setting.

SIZE	STOCK NO	EACH
Pint	PTCPVCCE	48.57
Quart	QTCPVCCE	86.43

See page 1203 for All Purpose Cleaner  
See page 1231 for IPS CPVC Primers

(18b)

## Cresline CPVC Purple Primer

SIZE	STOCK NO	EACH
4oz	4OZCPVCP	9.64



(18b)

## IPS CPVC Orange Weld-On Cement

Regular bodied, fast setting, for sizes thru 2".

SIZE	STOCK NO	EACH
4oz	4OZCPVCCE	14.81
1/2 pint	12PTCPVCCE	23.46



(18b)

## FlowGuard® Gold™ 1-step CPVC Cement

SIZE	STOCK NO	EACH
1/2 pint	12PTFGCPVCCE	26.33
Pt	PTFGCPVCCE	42.90

# CPVC IPS Pipe and Fittings (08)

## Schedule 80

lascofittings.com

(08)

### Pipe



SIZE	STOCK NO	FOOT
<b>5' Lengths</b>		
2"	2X5S80CPVC	61.72
<b>20' Lengths</b>		
1/2"	12X20S80CPVC	2.66
3/4"	34X20S80CPVC	3.62
1"	1X20S80CPVC	5.33
1 1/4"	114X20S80CPVC	7.34
1 1/2"	112X20S80CPVC	8.90
2"	2X20S80CPVC	12.34
2 1/2"	212X20S80CPVC	18.82
3"	3X20S80CPVC	25.23
4"	4X20S80CPVC	37.35
6"	6X20S80CPVC	71.77
8"	8X20S80CPVC	119.02

ipex.com



### Tee

Slip

SIZE	STOCK NO	EACH
1/2"	12S80CPVCT	9.35
3/4"	34S80CPVCT	9.52
1"	1S80CPVCT	11.67
1 1/4"	114S80CPVCT	24.59
1 1/2"	112S80CPVCT	28.18
2"	2S80CPVCT	31.36
2 1/2"	212S80CPVCT	79.84
3"	3S80CPVCT	79.84
4"	4S80CPVCT	106.25
6"	6S80CPVCT	276.49
<b>Reducing Tee</b>		
2x1 1/2"	2X112S80CPVCT	58.53
3x2"	3X2S80CPVCT	119.43
4x3"	4X3S80CPVCT	165.30



### 90° Elbow

Slip

SIZE	STOCK NO	EACH
1/2"	12S80CPVCL	3.98
3/4"	34S80CPVCL	5.09
1"	1S80CPVCL	8.08
1 1/4"	114S80CPVCL	17.48
1 1/2"	112S80CPVCL	19.52
2"	2S80CPVCL	23.55
2 1/2"	212S80CPVCL	54.22
3"	3S80CPVCL	61.39
4"	4S80CPVCL	110.55
6"	6S80CPVCL	222.16



### 45° Elbow

Slip

SIZE	STOCK NO	EACH
1/2"	12S80CPVC45L	4.88
3/4"	34S80CPVC45L	7.04
1"	1S80CPVC45L	11.22
1 1/4"	114S80CPVC45L	22.00
1 1/2"	112S80CPVC45L	22.59
2"	2S80CPVC45L	25.35
2 1/2"	212S80CPVC45L	51.78
3"	3S80CPVC45L	66.54
4"	4S80CPVC45L	91.35
6"	6S80CPVC45L	281.41

### Coupling



Slip

SIZE	STOCK NO	EACH
1/2"	12S80CPVCC	4.21
3/4"	34S80CPVCC	5.89
1"	1S80CPVCC	7.94
1 1/4"	114S80CPVCC	11.87
1 1/2"	112S80CPVCC	14.94
2"	2S80CPVCC	17.39
2 1/2"	212S80CPVCC	38.69
3"	3S80CPVCC	42.03
4"	4S80CPVCC	55.06
6"	6S80CPVCC	129.70
<b>Reducing Coupling</b>		
2x1 1/2"	2X112S80CPVCC	47.22
3x2"	3X2S80CPVCC	108.65
4x3"	4X3S80CPVCC	129.60

### Female Adapter

Slip x FIP

SIZE	STOCK NO	EACH
1/2"	12S80CPVCFA	6.81
3/4"	34S80CPVCFA	7.18
1"	1S80CPVCFA	16.62
1 1/4"	114S80CPVCFA	17.01
1 1/2"	112S80CPVCFA	19.82
2"	2S80CPVCFA	34.16
2 1/2"	212S80CPVCFA	65.52
3"	3S80CPVCFA	134.45
4"	4S80CPVCFA	223.79

### Male Adapter

MIP x Slip

SIZE	STOCK NO	EACH
1/2"	12S80CPVCMA	5.44
3/4"	34S80CPVCMA	6.64
1"	1S80CPVCMA	11.18
1 1/4"	114S80CPVCMA	16.47
1 1/2"	112S80CPVCMA	22.29
2"	2S80CPVCMA	30.22
2 1/2"	212S80CPVCMA	82.39
3"	3S80CPVCMA	110.74
4"	4S80CPVCMA	187.20

### Adjustable Flange

SL x FL Adjustable • Schedule 80

SIZE	STOCK NO	EACH
2"	2S80CPVCFL	32.74
2 1/2"	212S80CPVCFL	74.28
3"	3S80CPVCFL	77.77
4"	4S80CPVCFL	105.02
6"	6S80CPVCFL	163.42

### Transition Bushing

IPS Spigot x CTS

SIZE	STOCK NO	EACH
1/2"	12CPVCTB	2.69
3/4"	34CPVCTB	2.76
1"	1CPVCTB	3.03
1 1/4"	114CPVCTB	3.76
1 1/2"	112CPVCTB	4.72
2"	2CPVCTB	5.17

### Reducer Bushing Flush Style



Slip x slip

SIZE	STOCK NO	EACH
3/4" x 1/2"	34x12S80CPVCB	4.50
1" x 1/2"	1X12S80CPVCB	6.98
1" x 3/4"	1X34S80CPVCB	6.98
1 1/4" x 1/2"	114X12S80CPVCB	18.52
1 1/4" x 3/4"	114X34S80CPVCB	18.52
1 1/4" x 1"	114X1S80CPVCB	18.52
1 1/2" x 1/2"	112X12S80CPVCB	20.95
1 1/2" x 3/4"	112X34S80CPVCB	20.95
1 1/2" x 1"	112X1S80CPVCB	20.95
1 1/2" x 1 1/4"	112X114S80CPVCB	20.95
2" x 1/2"	2X12S80CPVCB	27.04
2" x 3/4"	2X34S80CPVCB	27.04
2" x 1"	2X1S80CPVCB	27.04
2" x 1 1/4"	2X114S80CPVCB	27.04
2" x 1 1/2"	2X112S80CPVCB	27.04
2 1/2" x 1 1/2"	212X112S80CPVCB	32.92
2 1/2" x 2"	212X2S80CPVCB	32.92
3" x 2"	3X2S80CPVCB	50.17
3" x 2 1/2"	3X212S80CPVCB	50.17
4" x 2"	4X2S80CPVCB	55.47
4" x 3"	4X3S80CPVCB	55.47
6" x 4"	6X4S80CPVCB	118.18

### Union

Soc with Vitron® O-Ring Seal



SIZE	STOCK NO	EACH
1/2"	12S80CPVCUV	19.80
3/4"	34S80CPVCUV	20.68
1"	1S80CPVCUV	24.83
1 1/4"	114S80CPVCUV	45.32
1 1/2"	112S80CPVCUV	51.13
2"	2S80CPVCUV	84.77

### Cap

Slip



SIZE	STOCK NO	EACH
1/2"	12S80CPVCCAP	6.57
3/4"	34S80CPVCCAP	9.35
1"	1S80CPVCCAP	16.55
1 1/4"	114S80CPVCCAP	18.10
1 1/2"	112S80CPVCCAP	18.10
2"	2S80CPVCCAP	19.10
2 1/2"	212S80CPVCCAP	64.26
3"	3S80CPVCCAP	70.43
4"	4S80CPVCCAP	71.60

(02)

### CPVC Union Ball Valves

Vitron® O-Ring Seals  
Threaded and Socket ends



SIZE	STOCK NO	EACH
1/2"	12CPVCBAVA	90.88
3/4"	34CPVCBAVA	114.48
1"	1CPVCBAVA	136.24
1 1/4"	114CPVCBAVA	223.35
1 1/2"	112CPVCBAVA	223.35
2"	2CPVCBAVA	316.56



## Con-Stab Gas I.D. Seal Fittings (08b)



### Full Couplings

SIZE	STOCK NO	EACH
1/2" CTS.....	12GPCCTS	33.41
3/4" IPS.....	34GPC	57.92
1" IPS.....	1GPC	85.96



### Transition Fitting

SIZE	STOCK NO	EACH
1/2" CTS.....	12GPTFCTS	109.81
3/4" IPS.....	34GPTF	108.06
1" IPS.....	1GPTF	148.28



### Con-Stab ID Seal 3-Way Tees SDR-11 PE STAB

SIZE	STOCK NO	EACH
3/4" IPS.....	34GPT	156.51
1" IPS.....	1GPT	150.46

### 16" x 30" Risers

SIZE	STOCK NO	EACH
3/4" IPS.....	34GPR	208.83
1" IPS.....	1GPR	234.35

### 15" x 30" Riser

SIZE	STOCK NO	EACH
1/2" CTS.....	12GPRCTS	159.52

(18)



### Flexible Risers

For natural gas applications • SDR 11

SIZE	OUTLET	STOCK NO	EACH
3/4" IPS x 36"	3/4" MPT	XR34GPR	106.45
1" IPS x 36"	1" MPT	XR1GPR	180.83
2" IPS x 36"	2" MPT	XR2GPR	374.49

## Yellow Gas Pipe



(18e)

### No. 161-YG Yellow Gas Pipe

SIZE	LENGTH	STOCK NO	PER FOOT
<b>CTS</b>			
1/2"	x 150'	12X150YGP	.47
1/2"	x 500'	12X500YGP	.47
<b>IPS</b>			
3/4"	x 150'	34X150YGP	.85
3/4"	x 500'	34X500YGP	.85
1"	x 150'	1X150YGP	1.30
1"	x 500'	1X500YGP	1.30
2"	x 100'	2X100YGP	4.07
2"	x 500'	2X500YGP	4.07

(37)

### Yellow Gas Pipe Solid Tracer Wire

500' Spools

SIZE/COLOR	STOCK NO	EACH
#14 Blue.....	TW14B	.53
#12 Yellow.....	TW12Y	.54
#12 Blue.....	TW12B	.54
Splice Kit.....	TWSPKIT	5.05



## Chamfering Tools (08b)



### Chamfering Tool

SIZE	STOCK NO	EACH
1" x 3/4" IPS.....	1X34GPCHTO	85.34



### Chamfering Tool DR11

DESCRIPTION	STOCK NO	EACH
1/2" CTS.....	12CHTOCTS	85.34
3/4".....	34CHTO	85.34
1".....	1CHTO	85.34
1 1/4".....	114CHTO	85.34

## CE Blue® Flexible Pipe



### Poly Tube

For use in sprinkler systems

SIZE	LENGTH	STOCK NO	PER FOOT
<b>100 PSI @ 73° F. • SIDR-19</b>			
1"	x 100'	1X100CEBLUE100	.55
1"	x 300'	1X300CEBLUE100	.55
1 1/4"	x 100'	114X100CEBLUE100	.92
1 1/4"	x 300'	114X300CEBLUE100	.92
1 1/2"	x 250'	112X250HD100	1.35
2"	x 100'	2X100HD100	1.99
<b>125 PSI @ 73° F. • SIDR-15</b>			
3/4"	x 100'	34X100HD125	.47
3/4"	x 400'	34X400HD125	.47
<b>200 PSI @ 73° F. • SIDR-9 • IPS</b>			
3/4"	x 400'	34X400CEBLUE200	.72
1"	x 100'	1X100CEBLUE200	1.05
1"	x 300'	1X300CEBLUE200	1.05
1 1/4"	x 100'	114X100CEBLUE200	1.97
1 1/4"	x 300'	114X300CEBLUE200	1.97
<b>200 PSI @ 73° F. • SIDR-9</b>			
1 1/2"	x 100'	112X100HD200	2.85
2"	x 100'	2X100HD200	4.70
2"	x 200'	2X200HD200	4.70
<b>250 PSI @ 73° F. • SIDR-7 • IPS</b>			
1"	x 100'	1X100CEBLUE250	1.47
1"	x 300'	1X300CEBLUE250	1.47

### Poly Tube

Copper Tube Size

AWWAC-901 • SDR-9 • 250 PSI @ 73° F

SIZE	LENGTH	STOCK NO	PER FOOT
1"	x 100'	1X100CEBLUE250CTS	1.10
1"	x 300'	1X300CEBLUE250CTS	1.10
1 1/4"	x 100'	114X100CEBLUE250CTS	1.52
1 1/4"	x 300'	114X300CEBLUE250CTS	1.52
1 1/2"	x 100'	112X100CEBLUE250CTS	2.27
1 1/2"	x 300'	112X300CEBLUE250CTS	2.27
2"	x 100'	2X100CEBLUE250CTS	3.82
2"	x 200'	2X200CEBLUE250CTS	3.82



## Steel Insert Fittings

### Couplings

Insert x Insert



SIZE	STOCK NO	EACH
1/2"	12GSIC	1.16
3/4"	34GSIC	1.65
1"	1GSIC	1.98
1 1/4"	114GSIC	3.60
1 1/2"	112GSIC	4.14
2"	2GSIC	5.66

### Male Adapters

Insert x MIP



SIZE	STOCK NO	EACH
1/2"	12GSMIA	1.22
3/4"	34GSMIA	1.54
1"	1GSMIA	2.13
1 1/4"	114GSMIA	2.81
1 1/2"	112GSMIA	3.70
2"	2GSMIA	5.29

## Red Brass Insert Fittings

### Elbows

Insert x Insert



SIZE	STOCK NO	EACH
3/4"	34RBIL	14.56
1"	1RBIL	23.67
1 1/4"	114RBIL	35.32

### Elbows

Insert x MIP



SIZE	STOCK NO	EACH
3/4"	34RBMIL	14.23
1"	1RBMIL	25.53
1 x 3/4"	1X34RBMIL	20.27
1 1/4"	114RBMIL	27.32

Insert x FIP

1"	1RBFIL	24.84
----	--------	-------

### Elbows

Insert x Male (with 1/4" Tap)

SIZE	STOCK NO	EACH
3/4"	34RBMILT	8.51
1"	1RBMILT	15.21
1 x 3/4"	1X34RBMILT	11.78

### Tees

Insert x Insert x Insert



SIZE	STOCK NO	EACH
3/4"	34RBIT	17.82
1"	1RBIT	27.00
1 1/4"	114RBIT	41.56

### Hydrant Tee

SIZE	STOCK NO	EACH
1" insert x 3/4" NPT	RBHT7510	21.95
1" insert x 1" NPT	RBHT1000	23.78



### Adapters

SIZE	STOCK NO	EACH
<b>Insert x MIP</b>		
3/4"	34RBMIA	10.04
1"	1RBMIA	13.26
1 1/4"	114RBMIA	19.50
<b>Insert x FIP</b>		
1"	1RBFIA	16.52
1 1/4"	114RBFIA	20.63

### Adapters (Campbell)

SIZE	STOCK NO	EACH
<b>Insert x MIP</b>		
3/4"	CA34RBMIA	15.19
1"	CA1RBMIA	25.92
1 1/4"	CA114RBMIA	35.92
1 1/2"	CA112RBMIA	42.45
2"	CA2RBMIA	55.33

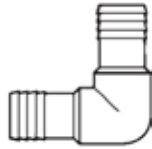
### Red Brass Insert Coupling

SIZE	STOCK NO	EACH
3/4"	34RBIC	10.13
1"	1RBIC	16.11
1 1/4"	114RBIC	23.48
1 1/2"	112RBIC	36.72
2"	2RBIC	49.39

## Plastic Insert Fittings

### Elbows

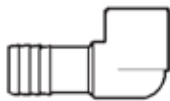
Insert x Insert



SIZE	STOCK NO	EACH
1/2"	12PLIL	1.73
3/4"	34PLIL	2.14
1"	1PLIL	2.35
1 1/4"	114PLIL	2.64
1 1/2"	112PLIL	3.11
2"	2PLIL	4.34

### Elbows

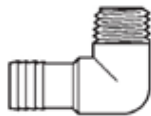
Insert x FIP



SIZE	STOCK NO	EACH
1/2"	12PLFIL	1.94
3/4"	34PLFIL	2.14
1"	1PLFIL	2.74
<b>Reducing Elbows</b>		
3/4 x 1/2"	34X12PLFIL	2.19
1 x 1/2"	1X12PLFIL	2.31
1 x 3/4"	1X34PLFIL	2.70

### Elbows

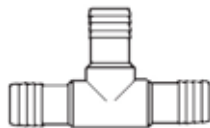
Insert x MIP



SIZE	STOCK NO	EACH
1"	1PLMIL	3.97

### Tee

Insert x Insert x Insert



SIZE	STOCK NO	EACH
1/2"	12PLIT	1.90
3/4" x 1/2"	34X12PLIT	2.33
3/4"	34PLIT	2.07
1"	1PLIT	2.68
2"	2PLIT	9.37
<b>Reducing Tee</b>		
1 1/4 x 1 1/4 x 1"	114X114X1PLIT	3.91

### Cut-off Nipple

MIPxMIP

SIZE	STOCK NO	EACH
1/2 x 6"	12X6PLCON	2.12
3/4 x 6"	34X6PLCON	4.11

### Tee

Insert x FIP



SIZE	STOCK NO	EACH
3/4"	34PLFIT	3.11
1"	1PLFIT	3.65
1 1/4"	114PLFIT	5.38

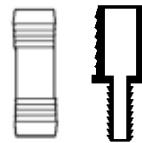
### Reducing Tee

Insert x Insert x FIP

1x1x 3/4"	1X1X34PLFIT	3.68
-----------	-------------	------

### Couplings

Insert x Insert



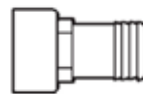
SIZE	STOCK NO	EACH
<b>Straight</b>		
1/2"	12PLIC	.89
3/4"	34PLIC	1.06
1"	1PLIC	1.12
1 1/4"	114PLIC	1.64
1 1/2"	112PLIC	1.94
2"	2PLIC	3.69
<b>Reducing</b>		
3/4 x 1/2"	34X12PLIC	1.57
1 x 3/4"	1X34PLIC	1.49
1 1/4 x 1"	114X1PLIC	2.56
1 1/2 x 1"	112X1PLIC	3.86
1 1/2 x 1 1/4"	112X114PLIC	3.01

### Male Adapters

SIZE	STOCK NO	EACH
<b>Insert x MIP</b>		
1/2"	12PLMIA	.86
3/4"	34PLMIA	1.06
1"	1PLMIA	1.10
1 1/4"	114PLMIA	1.73
1 1/2"	112PLMIA	1.94
2"	2PLMIA	3.74
<b>MIP x Insert</b>		
1/2 x 3/4"	12X34PLMIA	2.76
3/4 x 1/2"	34X12PLMIA	2.72
3/4 x 1"	34X1PLMIA	3.14
1 x 3/4"	1X34PLMIA	2.57

### Female Adapters

Insert x FIP



SIZE	STOCK NO	EACH
1/2"	12PLFIA	3.87
3/4"	34PLFIA	4.21
1"	1PLFIA	4.67
1 1/4"	114PLFIA	6.24
1 1/2"	112PLFIA	7.92

## Nylon Insert Fittings

### 90° Elbows

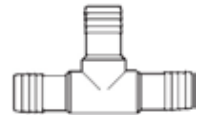
Insert x Insert



SIZE	STOCK NO	EACH
3/4"	34NYIL	1.51
1"	1NYIL	1.81
1 1/4"	114NYIL	3.11
1 1/2"	112NYIL	4.73
2"	2NYIL	6.33

### Tees

Insert x Insert x Insert



SIZE	STOCK NO	EACH
1/2"	12NYIT	1.53
3/4"	34NYIT	1.81
1"	1NYIT	2.96
1 1/4"	114NYIT	5.01
1 1/2"	112NYIT	7.06

### Couplings

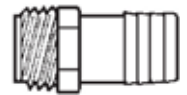
Insert x Insert



SIZE	STOCK NO	EACH
1/2"	12NYIC	.78
3/4"	34NYIC	.95
1"	1NYIC	1.25
1 1/4"	114NYIC	2.22
1 1/2"	112NYIC	3.02
2"	2NYIC	3.82

### Male Adapters

Insert x MIP



SIZE	STOCK NO	EACH
1/2"	12NYMIA	.78
3/4"	34NYMIA	.97
1"	1NYMIA	1.25
1 1/4"	114NYMIA	2.01
1 1/2"	112NYMIA	2.85
2"	2NYMIA	4.49

### Stainless Steel Clamps



SIZE	STOCK NO	EACH
9/16 - 1 1/4"	114SSCL	.97
1 1/16 - 1 1/2"	112SSCL	.97
3/4 - 1 3/4"	134SSCL	.97
1 1/16 - 2"	2SSCL	.97
1 9/16 - 2 1/2"	212SSCL	.97
1 13/16 - 2 3/4"	234SSCL	.99
2 13/16 - 3 3/4"	334SSCL	1.60

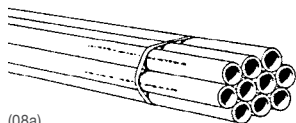
### Tridon Stainless Steel Well Casing Clamp

SIZE	MODEL	STOCK NO	EACH
3-5"	620-072	5SSCL	1.51
4-6"	620-088	6SSCL	2.05
5-7"	620-104	7SSCL	1.88

# PVC Pipe and Fittings (08)

## Schedule 40

cresline.com



(08a)

### ASTM D-1785 Schedule 40 Belled End

PIPE SIZE	STOCK NO	PER FOOT
1/2" x 20'	12X20PVBE	.58
3/4" x 20'	34X20PVBE	.69
1" x 20'	1X20PVBE	1.09
1 1/4" x 20'	114X20PVBE	1.39
1 1/2" x 20'	112X20PVBE	1.74
2" x 20'	2X20PVBE	2.25
2 1/2" x 20'	212X20PVBE	3.82
3" x 20'	3X20PVBE	4.55
4" x 10'	4X10PVBE	6.05
4" x 20'	4X20PVBE	6.05
6" x 10'	6X10PVBE	11.43



### 90° Elbow

SIZE	STOCK NO	EACH
1/2"	12PVL	.58
3/4"	34PVL	.66
1"	1PVL	1.16
1 1/4"	114PVL	2.07
1 1/2"	112PVL	2.21
2"	2PVL	3.47
2 1/2"	212PVL	10.56
3"	3PVL	12.64
4"	4PVL	22.59
6"	6PVL	71.84
8"	8PVL	185.00
1 1/4" x 1"	114X1PVL	3.03

### 90° Elbow

SIZE	STOCK NO	EACH
1/2"	12PVFAL	.71
3/4"	34PVFAL	.82
1"	1PVFAL	1.56
1 1/4"	114PVFAL	2.60
1 1/2"	112PVFAL	2.89
2"	2PVFAL	7.41


### 90° Elbow

SIZE	STOCK NO	EACH
3/4"	34PVMAL	1.49



### 90° Street Elbow

SIZE	STOCK NO	EACH
1/2"	12PVSL	1.64
3/4"	34PVSL	2.01
1"	1PVSL	3.47
1 1/4"	114PVSL	4.14
1 1/2"	112PVSL	4.57
2"	2PVSL	8.83



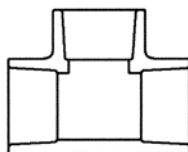
### 22 1/2° Elbow

SIZE	STOCK NO	EACH
2"	2PV22L	5.74



### 45° Elbow

SIZE	STOCK NO	EACH
1/2"	12PV45L	.96
3/4"	34PV45L	1.49
1"	1PV45L	1.78
1 1/4"	114PV45L	2.49
1 1/2"	112PV45L	3.11
2"	2PV45L	4.07
2 1/2"	212PV45L	10.57
3"	3PV45L	16.42
4"	4PV45L	29.43
6"	6PV45L	72.71
8"	8PV45L	174.88



### PVC Pressure Pipe Fittings Straight Tee

SIZE	STOCK NO	EACH
1/2"	12PVT	.71
3/4"	34PVT	.82
1"	1PVT	1.56
1 1/4"	114PVT	2.41
1 1/2"	112PVT	2.93
2"	2PVT	4.29
2 x 1"	2X1PVT	4.57
2 1/2"	212PVT	14.11
3"	3PVT	18.54
3 x 2"	3X2PVT	20.13
4"	4PVT	33.53
6"	6PVT	112.89

### Reducing Tee

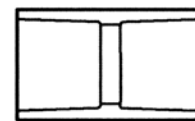
SIZE	STOCK NO	EACH
3/4" x 1/2"	34X12PVT	.96
1" x 3/4"	1X34PVT	1.78
1 1/4" x 3/4"	114X34PVT	2.65
1 1/4" x 1"	114X1PVT	2.65
1 1/2" x 1"	112X1PVT	4.65
2" x 1 1/4"	2X114PVT	4.57
2" x 1 1/2"	2X112PVT	4.57

### Tee

SIZE	STOCK NO	EACH
2" x 3/4"	2X34PVFT	7.14
3" x 3/4"	3X34PVFT	22.11

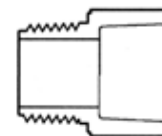
### Cross

SIZE	STOCK NO	EACH
1 1/2"	112PVX	6.85
2"	2PVX	10.11



### Coupling

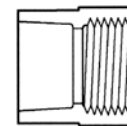
SIZE	STOCK NO	EACH
1/2"	12PVC	.37
3/4"	34PVC	.52
1"	1PVC	.92
1 1/4"	114PVC	1.27
1 1/2"	112PVC	1.36
2"	2PVC	2.08
2 1/2"	212PVC	4.57
3"	3PVC	7.16
4"	4PVC	10.37
5"	5PVC	18.98
6"	6PVC	32.79



### Male Adapters

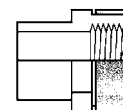
SIZE	STOCK NO	EACH
1/2"	12PVMA	.52
3/4"	34PVMA	.58
1"	1PVMA	1.04
1 1/4"	114PVMA	1.27
1 1/2"	112PVMA	1.70
2"	2PVMA	2.22
2 1/2"	212PVMA	6.58
3"	3PVMA	9.60
4"	4PVMA	12.25
5"	5PVMA	POA*
6"	6PVMA	31.95
1/2" x 3/4"	12X34PVMA	.96
3/4" x 1/2"	34X12PVMA	1.04
1" x 3/4"	1X34PVMA	1.49
1 1/4" x 1"	114X1PVMA	3.47
1 1/2" x 1 1/4"	112X114PVMA	3.91
2" x 1 1/2"	2X112PVMA	4.73

\*Price on Application



### Female Adapter

SIZE	STOCK NO	EACH
1/2"	12PVFA	.66
3/4"	34PVFA	.82
1"	1PVFA	.96
1 1/4"	114PVFA	1.49
1 1/2"	112PVFA	1.70
2"	2PVFA	2.27
2 1/2"	212PVFA	5.77
3"	3PVFA	7.75
4"	4PVFA	12.83
6"	6PVFA	47.22
8"	8PVFA	89.04



### Female Adapter

SIZE	STOCK NO	EACH
2"	2PVSRRFA	49.15

# PVC Pipe and Fittings (08)

## Schedule 40

cresline.com

### Union

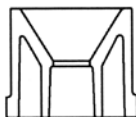
Soc with Buna O-Ring Seal



SIZE	STOCK NO	EACH
1/2"	12PVU	5.69
3/4"	34PVU	6.45
1"	1PVU	6.65
1 1/4"	114PVU	21.44
1 1/2"	112PVU	22.33
2"	2PVU	30.10

### Reducing Bushings

Slip x Slip

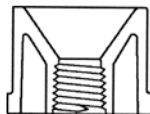


SIZE	STOCK NO	EACH
3/4 x 1/2"	34X12PVB	.61
1 x 3/4"	1X34PVB	1.10
1 x 1/2"	1X12PVB	1.10
1 1/4 x 1"	114X1PVB	1.49
1 1/4 x 3/4"	114X34PVB	1.49
1 1/4 x 1/2"	114X12PVB	1.49
1 1/2 x 1 1/4"	112X114PVB	1.57
1 1/2 x 1"	112X1PVB	1.57
1 1/2 x 3/4"	112X34PVB	1.57
1 1/2 x 1/2"	112X12PVB	1.57
2 x 1 1/2"	2X112PVB	2.60
2 x 1 1/4"	2X114PVB	2.60
2 x 1"	2X1PVB	2.60
2 x 3/4"	2X34PVB	2.60
2 x 1/2"	2X12PVB	2.60
2 1/2 x 2"	212X2PVB	4.15
2 1/2 x 1 1/2"	212X112PVB	4.15
2 1/2 x 1 1/4"	212X114PVB	4.15
3 x 2 1/2"	3X212PVB	6.14
3 x 2"	3X2PVB	6.14
3 x 1 1/2"	3X112PVB	6.14
4 x 2 1/2"	4X212PVB	POA*
4 x 3"	4X3PVB	13.71
4 x 2"	4X2PVB	13.71
6 x 4"	6X4PVB	33.93
8 x 4"	8X4PVB	118.42
8 x 6"	8X6PVB	118.42

\*Price on Application

### Bushings

Slip x FIP



SIZE	STOCK NO	EACH
3/4 x 1/2"	34X12PVFAB	.96
1 x 3/4"	1X34PVFAB	1.56
1 x 1/2"	1X12PVFAB	1.56
1 1/4 x 1"	114X1PVFAB	2.37
1 1/4 x 3/4"	114X34PVFAB	2.37
1 1/4 x 1/2"	114X12PVFAB	2.37
1 1/2 x 1 1/4"	112X114PVFAB	2.74
1 1/2 x 1"	112X1PVFAB	2.74
1 1/2 x 3/4"	112X34PVFAB	2.74
1 1/2 x 1/2"	112X12PVFAB	2.74
2 x 1 1/2"	2X112PVFAB	3.67
2 x 1 1/4"	2X114PVFAB	3.67
2 x 1"	2X1PVFAB	3.67
2 x 3/4"	2X34PVFAB	3.67
2 x 1/2"	2X12PVFAB	3.67
2 1/2 x 2"	212X2PVFAB	5.33
2 1/2 x 1 1/2"	212X112PVFAB	5.33
2 1/2 x 1 1/4"	212X114PVFAB	5.33
3 x 2"	3X2PVFAB	6.14
3 x 1 1/2"	3X112PVFAB	6.14
4 x 2"	4X2PVFAB	13.68
4 x 3"	4X3PVFAB	13.68

### Bushings

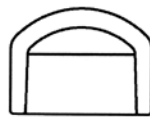
MIP x FIP



SIZE	STOCK NO	EACH
3/4 x 1/2"	34X12PVMFB	1.70
1 x 3/4"	1X34PVMFB	2.37
1 x 1/2"	1X12PVMFB	2.37
1 1/4 x 1"	114X1PVMFB	3.54
1 1/4 x 3/4"	114X34PVMFB	3.54
1 1/2 x 1 1/4"	112X114PVMFB	4.29
1 1/2 x 1"	112X1PVMFB	4.29
1 1/2 x 3/4"	112X34PVMFB	4.29
1 1/2 x 1/2"	112X12PVMFB	4.29
2 x 1 1/2"	2X112PVMFB	4.57
2 x 1 1/4"	2X114PVMFB	4.57
2 x 1"	2X1PVMFB	4.57

### Cap

Slip



SIZE	STOCK NO	EACH
1/2"	12PVCAP	.52
3/4"	34PVCAP	.61
1"	1PVCAP	.96
1 1/4"	114PVCAP	1.36
1 1/2"	112PVCAP	1.49
2"	2PVCAP	1.78
2 1/2"	212PVCAP	5.69
3"	3PVCAP	6.19
4"	4PVCAP	14.11
5"	5PVCAP	23.71
6"	6PVCAP	33.84
8"	8PVCAP	64.09

### Cap

FPT

SIZE	STOCK NO	EACH
1/2"	12PVSCCAP	1.10
3/4"	34PVSCCAP	1.27
1"	1PVSCCAP	1.92
1 1/4"	114PVSCCAP	2.27
1 1/2"	112PVSCCAP	2.37
2"	2PVSCCAP	4.21

### Plug

MIP



SIZE	STOCK NO	EACH
1/2"	12PVSCP	1.57
3/4"	34PVSCP	1.68
1"	1PVSCP	2.74
1 1/4"	114PVSCP	2.89
1 1/2"	112PVSCP	3.08
2"	2PVSCP	3.99
2 1/2"	212PVSCP	5.55
3"	3PVSCP	8.41
4"	4PVSCP	18.97

### Compression Couplings

Comp x Comp



SIZE	STOCK NO	EACH
3/4"	34PVCC	12.25
1"	1PVCC	15.95
1 1/4"	114PVCC	27.05
1 1/2"	112PVCC	25.16
2"	2PVCC	32.73
3"	3PVCC	80.59
4"	4PVCC	132.55

### Telescoping Repair Couplings



SIZE	STOCK NO	EACH
1 1/2"	112PVRC	31.01
2"	2PVRC	47.41
3"	3PVRC	92.01

(08)

### Deep Socket Coupling

Slip x Slip

SIZE	STOCK NO	EACH
2"	2PVLC	5.77
4"	4PVLC	22.47

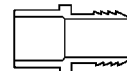
### Transition Coupling

#4141-007

SIZE	STOCK NO	EACH
3/4"	34PVTC	3.20

### Insert Adapter

Insert x I.P.S. Spigot



SIZE	STOCK NO	EACH
1"	1INSF	2.75

# PVC Pipe and Fittings <sup>(08)</sup>

## Schedule 80

cresline.com



(08a)

### Schedule 80

PIPE SIZE	STOCK NO	PER FOOT
<b>20' Lengths</b>		
1/2"	12X20PV80	1.21
3/4"	34X20PV80	1.66
1"	1X20PV80	1.97
1 1/4"	114X20PV80	2.75
1 1/2"	112X20PV80	3.62
2"	2X20PV80	4.72
2 1/2"	212X20PV80	8.86
3"	3X20PV80	10.88
4"	4X20PV80	15.64
6"	6X20PV80	30.27
8"	8X20PV80	45.60

(08a)

### Class 160 with Belled End

Working Pressure 160 PSI @ 73° F.

SIZE	STOCK NO	FOOT
3"	3X20PV160	3.90

(08a)

### Class 200


Working Pressure 200 PSI @ 73° F.

SIZE	STOCK NO	FOOT
3/4"	34X20PV200	.56
1"	1X20PV200	.73
1 1/4"	114X20PV200	1.24
1 1/2"	112X20PV200	1.46

### Well Casing with Belled End

#### Class 200

SIZE	STOCK NO	FOOT
4x20	4X20PVWCBE	6.74
5x20	5X20PVWCBE	10.11
6x20	6X20PVWCBE	14.66



(08a)

### Shur-Align Schedule 120 Drop Pipe

PIPE SIZE	STOCK NO	PER FOOT
<b>20' Lengths</b>		
1"	1X20S120PVDP	3.85
1 1/4"	114X20S120PVDP	5.33
2"	2X20S120PVDP	9.12
3"	3X20S120PVDP	20.55

(08a)

### Drop Pipe Schedule 80

SIZE	STOCK NO	FOOT
1"	1X20PVDP	1.97
1 1/4"	114X20PVDP	2.75
2"	2X20PVDP	4.72

(08)

### PVC Machine Couplings

SIZE	STOCK NO	EACH
1"	1PVMCXH	8.99
1 1/4"	114PVMCXH	10.38



### 90° Elbow

Slip x Slip

SIZE	STOCK NO	EACH
1/2"	12S80PVL	2.18
3/4"	34S80PVL	2.78
1"	1S80PVL	4.50
1 1/4"	114S80PVL	6.02
1 1/2"	112S80PVL	6.44
2"	2S80PVL	7.79
2 1/2"	212S80PVL	18.21
3"	3S80PVL	20.47
4"	4S80PVL	31.13
6"	6S80PVL	88.60
8"	8S80PVL	244.21



### 90° Elbow

FIP x FIP

SIZE	STOCK NO	EACH
1/2"	12S80PVSC45L	5.05
3/4"	34S80PVSC45L	6.30
1"	1S80PVSC45L	7.92
1 1/4"	114S80PVSC45L	8.53
1 1/2"	112S80PVSC45L	12.11
2"	2S80PVSC45L	13.62



### 90° Elbow

FIP x FIP - Special Reinforced

SIZE	STOCK NO	EACH
1/2"	12S80PVSRL	9.42
3/4"	34S80PVSRL	11.85



### 90° Elbow

Spigot to Socket

SIZE	STOCK NO	EACH
3/4"	34S80PVSL	3.67



### 45° Elbow

Slip x Slip

SIZE	STOCK NO	EACH
1/2"	12S80PV45L	4.10
3/4"	34S80PV45L	6.27
1"	1S80PV45L	9.41
1 1/4"	114S80PV45L	11.99
1 1/2"	112S80PV45L	14.18
2"	2S80PV45L	18.37
2 1/2"	212S80PV45L	38.58
3"	3S80PV45L	46.96
4"	4S80PV45L	84.55
6"	6S80PV45L	106.48
8"	8S80PV45L	230.85



### 45° Elbow

FIP x FIP

SIZE	STOCK NO	EACH
1/2"	12S80PVSC45L	8.10
3/4"	34S80PVSC45L	8.71
1"	1S80PVSC45L	10.94
2"	2S80PVSC45L	31.09



### 22 1/2° Elbow

Slip x Slip

SIZE	STOCK NO	EACH
1 1/2"	112S80PV22L	19.42
2"	2S80PV22L	22.70



# PVC Pipe and Fittings (08)

## Schedule 80

cresline.com



### Tees

Slip x Slip

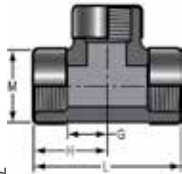
SIZE	STOCK NO	EACH
1/2"	12S80PVT	6.16
3/4"	34S80PVT	6.44
1"	1S80PVT	8.07
1 1/4"	114S80PVT	22.16
1 1/2"	112S80PVT	22.16
2"	2S80PVT	27.72
2 1/2"	212S80PVT	30.13
3"	3S80PVT	37.66
4"	4S80PVT	43.65
6"	6S80PVT	149.00
8"	8S80PVT	345.58



### Tees

FIP x FIP

SIZE	STOCK NO	EACH
1/2"	12S80PVST	7.11
3/4"	34S80PVST	7.92
1"	1S80PVST	17.47
1 1/4"	114S80PVST	18.52
1 1/2"	112S80PVST	22.46
2"	2S80PVST	24.13



### Tees

FIP x FIP - Special Reinforced

SIZE	STOCK NO	EACH
1/2"	12S80PVSRT	20.21
3/4"	34S80PVSRT	22.21



### Reducing Tee

Slip

SIZE	STOCK NO	EACH
3x2"	3X2S80PVT	34.37
4x3"	4X3S80PVT	55.55
6x4"	6X4S80PVT	149.00
8x6"	8X6S80PVT	345.58



### Cross

Slip


SIZE	STOCK NO	EACH
1 1/2"	112S80PVX	53.74
2"	2S80PVX	59.87



### Straight Couplings

Slip x Slip

SIZE	STOCK NO	EACH
1/2"	12S80PVC	3.95
3/4"	34S80PVC	5.35
1"	1S80PVC	5.49
1 1/4"	114S80PVC	8.37
1 1/2"	112S80PVC	9.03
2"	2S80PVC	9.69
2 1/2"	212S80PVC	23.85
3"	3S80PVC	27.39
4"	4S80PVC	34.29
6"	6S80PVC	73.79
8"	8S80PVC	100.43



### Reducer Coupling

Slip

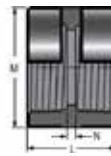
SIZE	STOCK NO	EACH
1 1/2 x 1"	112X1S80PVC	18.50
2 x 1"	2X1S80PVC	17.76
2 x 1 1/2"	2X112S80PVC	16.89
3 x 2"	3X2S80PVC	41.48
4 x 2"	4X2S80PVC	83.15
4 x 3"	4X3S80PVC	78.16
6 x 4"	6X4S80PVC	159.42
8 x 6"	8X6S80PVC	482.82



### Couplings

FIP x FIP

SIZE	STOCK NO	EACH
1/2"	12S80PVSCC	4.41
3/4"	34S80PVSCC	6.31
1"	1S80PVSCC	6.76
1 1/4"	114S80PVSCC	8.37
1 1/2"	112S80PVSCC	18.61
2"	2S80PVSCC	19.55



### Couplings

FIP x FIP - Special Reinforced

SIZE	STOCK NO	EACH
1/2"	12S80PVSRC	7.70
3/4"	34S80PVSRC	10.96



### Male Adapter

Slip x MIP

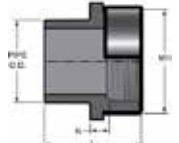
SIZE	STOCK NO	EACH
1/2"	12S80PVMA	4.63
3/4"	34S80PVMA	5.09
1"	1S80PVMA	8.81
1 1/4"	114S80PVMA	10.30
1 1/2"	112S80PVMA	14.80
2"	2S80PVMA	21.41
3"	3S80PVMA	27.00
4"	4S80PVMA	48.04
6"	6S80PVMA	112.18



### Female Adapter

Slip x FIP

SIZE	STOCK NO	EACH
1/2"	12S80PVFA	3.69
3/4"	34S80PVFA	5.49
1"	1S80PVFA	8.10
1 1/4"	114S80PVFA	13.11
1 1/2"	112S80PVFA	16.07
2"	2S80PVFA	28.05
2 1/2"	212S80PVFA	44.28
3"	3S80PVFA	49.85
4"	4S80PVFA	85.69



### Female Adapter

Slip x FIP - Special Reinforced

SIZE	STOCK NO	EACH
3/4"	34S80PVSRTFA	9.43



See Page 1231  
for applicable  
cements and cleaners

# PVC Pipe and Fittings <sup>(08)</sup>

## Schedule 80

cresline.com

### Unions

Slip x Slip



SIZE	STOCK NO	EACH
1/2"	12S80PVU	7.92
3/4"	34S80PVU	10.29
1"	1S80PVU	11.74
1 1/4"	114S80PVU	23.32
1 1/2"	112S80PVU	26.40
2"	2S80PVU	35.78

### Unions

FIP x FIP



SIZE	STOCK NO	EACH
1/2"	12S80PVSCU	9.39
3/4"	34S80PVSCU	13.16
1"	1S80PVSCU	17.48
1 1/4"	114S80PVSCU	33.37
1 1/2"	112S80PVSCU	41.32
2"	2S80PVSCU	63.56

### Union

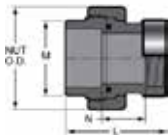
Soc with Vitron® O-Ring Seal



SIZE	STOCK NO	EACH
1/2"	12S80PVUV	8.51
3/4"	34S80PVUV	10.82
1"	1S80PVUV	12.34
1 1/4"	114S80PVUV	24.51
1 1/2"	112S80PVUV	30.75
2"	2S80PVUV	37.62
2 1/2"	212S80PVUV	60.26
3"	3S80PVUV	70.06
4"	4S80PVUV	97.58

### Union

Socket - Special Reinforced



SIZE	STOCK NO	EACH
3/4"	34S80PVSRU	23.80

### Reducer Bushing Flush Style

Slip x Slip



SIZE	STOCK NO	EACH
3/4 x 1/2"	34X12S80PVB	1.27
1 x 1/2"	1X12S80PVB	3.65
1 x 3/4"	1X34S80PVB	3.65
1 1/4 x 1/2"	114X12S80PVB	5.72
1 1/4 x 3/4"	114X34S80PVB	5.72
1 1/4 x 1"	114X1S80PVB	5.72
1 1/2 x 1/2"	112X12S80PVB	7.79
1 1/2 x 3/4"	112X34S80PVB	7.79
1 1/2 x 1"	112X1S80PVB	7.79
1 1/2 x 1 1/4"	112X114S80PVB	7.79
2 x 1/2"	2X12S80PVB	11.09
2 x 3/4"	2X34S80PVB	11.09
2 x 1"	2X1S80PVB	11.09
2 x 1 1/4"	2X114S80PVB	11.09
2 x 1 1/2"	2X112S80PVB	11.09
2 1/2 x 2"	212X2S80PVB	19.28
3 x 1 1/2"	3X112S80PVB	30.58
3 x 2"	3X2S80PVB	30.58
3 x 2 1/2"	3X212S80PVB	30.58
4 x 2"	4X2S80PVB	42.34
4 x 3"	4X3S80PVB	42.34
6 x 4"	6X4S80PVB	58.86
8 x 6"	8X6S80PVB	143.20

### Reducer Bushing Flush Style

Slip x FIP



SIZE	STOCK NO	EACH
1/2 x 1/4"	12X14S80PVFB	3.49
1/2 x 3/8"	12X38S80PVFB	3.67
3/4 x 1/2"	34X12S80PVFB	2.30
1 x 1/2"	1X12S80PVFB	3.65
1 x 3/4"	1X34S80PVFB	3.65
1 1/4 x 1"	114X1S80PVFB	7.40
1 1/2 x 1/2"	112X12S80PVFB	9.28
1 1/2 x 3/4"	112X34S80PVFB	9.28
1 1/2 x 1"	112X1S80PVFB	9.28
1 1/2 x 1 1/4"	112X114S80PVFB	9.28
2 x 1 1/2"	2X12S80PVFB	11.34
2 x 3/4"	2X34S80PVFB	11.34
2 x 1"	2X1S80PVFB	11.34
2 x 1 1/2"	2X112S80PVFB	11.34
2 1/2 x 2"	212X2S80PVFB	24.00
3 x 1 1/2"	3X112S80PVFB	46.74
3 x 2"	3X2S80PVFB	44.45
4 x 2"	4X2S80PVFB	68.29
4 x 3"	4X3S80PVFB	68.29

### Reducer Bushing Flush Style

MIP x FIP



SIZE	STOCK NO	EACH
1/2 x 1/4"	12X14S80PVMFB	7.95
3/4 x 1/4"	34X14S80PVMFB	5.93
3/4 x 1/2"	34X12S80PVMFB	4.88
1 x 1/2"	1X12S80PVMFB	7.65
1 x 3/4"	1X34S80PVMFB	7.65
1 1/4 x 1"	114X1S80PVMFB	8.12
1 1/2 x 3/4"	112X34S80PVMFB	9.62
1 1/2 x 1"	112X1S80PVMFB	9.62
1 1/2 x 1 1/4"	112X114S80PVMFB	9.62
2 x 3/4"	2X34S80PVMFB	14.09
2 x 1"	2X1S80PVMFB	14.09
2 x 1 1/2"	2X112S80PVMFB	14.09
3 x 1 1/2"	3X112S80PVMFB	25.93
3 x 2"	3X2S80PVMFB	25.93
4 x 2"	4X2S80PVMFB	52.34
4 x 3"	4X3S80PVMFB	68.29

### Caps

Slip x Slip



SIZE	STOCK NO	EACH
1/2"	12S80PVCAP	3.87
3/4"	34S80PVCAP	4.07
1"	1S80PVCAP	7.23
1 1/4"	114S80PVCAP	8.73
1 1/2"	112S80PVCAP	8.73
2"	2S80PVCAP	17.24
2 1/2"	212S80PVCAP	35.20
3"	3S80PVCAP	41.19
4"	4S80PVCAP	69.46
6"	6S80PVCAP	172.79
8"	8S80PVCAP	221.84

### Caps

FIP x FIP



SIZE	STOCK NO	EACH
1/2"	12S80PVSCCAP	4.83
3/4"	34S80PVSCCAP	5.41
1"	1S80PVSCCAP	6.82
1 1/4"	114S80PVSCCAP	8.12
1 1/2"	112S80PVSCCAP	9.28
2"	2S80PVSCCAP	18.21

### Plug

MIP



SIZE	STOCK NO	EACH
1/2"	12S80PVPL	3.91
3/4"	34S80PVPL	4.06

# PVC Pipe and Fittings <sup>(08)</sup>

## Schedule 80

cresline.com



### Flanges

4", 6", 8", 10" & 12"-Van Stone Slip to Flange

SIZE	STOCK NO	EACH
2"	2S80PVF	19.91
2 1/2"	212S80PVF	30.74
3"	3S80PVF	33.96
4"	4S80PVF	42.95
6"	6S80PVF	67.58
8"	8S80PVF	110.06
10"	10S80PVF	297.93
12"	12S80PVF	321.21



### Solid Flange

FIP to Flange

SIZE	STOCK NO	EACH
2"	2S80PVSCF	28.24



### Blind Flange

- 1/2"-12" Molded - 150psi Maximum Internal Pressure Rating @ 73°F
- 14"-24" fabricated - 50psi Maximum Internal Pressure Rating @ 73°F

SIZE	STOCK NO	EACH
1 1/2"	112S80PVBF	33.47
2"	2S80PVBF	50.00
2 1/2"	212S80PVBF	81.46
3"	3S80PVBF	98.30
4"	4S80PVBF	122.48
6"	6S80PVBF	148.82
8"	8S80PVBF	186.28
12"	12S80PVBF	997.01

### Neoprene Flange Gasket

SIZE	STOCK NO	EACH
2"	2PVFLGA	2.19
2 1/2"	212PVFLGA	5.62
3"	3PVFLGA	6.33
4"	4PVFLGA	8.41
6"	6PVFLGA	11.35



### Nipples

Schedule 80

SIZE	STOCK NO	EACH
1/4 x Cl.	14XCPVNIP	1.77
1/2 x Cl.	12XCPVNIP	1.16
1/2 x 2"	12X2PVNIP	1.25
1/2 x 2 1/2"	12X212PVNIP	1.30
1/2 x 3"	12X3PVNIP	1.45
1/2 x 3 1/2"	12X312PVNIP	1.45
1/2 x 4"	12X4PVNIP	1.58
1/2 x 4 1/2"	12X412PVNIP	1.58
1/2 x 5"	12X5PVNIP	1.85
1/2 x 5 1/2"	12X512PVNIP	1.85
1/2 x 6"	12X6PVNIP	2.09
3/4 x Cl.	34XCPVNIP	1.25
3/4 x Sh.	34XSPVNIP	1.25
3/4 x 2"	34X2PVNIP	1.30
3/4 x 2 1/2"	34X212PVNIP	1.30
3/4 x 3"	34X3PVNIP	1.52
3/4 x 3 1/2"	34X312PVNIP	1.52
3/4 x 4"	34X4PVNIP	1.83
3/4 x 4 1/2"	34X412PVNIP	1.83
3/4 x 5"	34X5PVNIP	2.16
3/4 x 5 1/2"	34X512PVNIP	1.39
3/4 x 6"	34X6PVNIP	2.47
1 x Cl.	1XCPVNIP	1.83
1 x Sh.	1XSPVNIP	1.92
1 x 2 1/2"	1X212PVNIP	1.23
1 x 3"	1X3PVNIP	2.23
1 x 3 1/2"	1X312PVNIP	2.23
1 x 4"	1X4PVNIP	2.62
1 x 4 1/2"	1X412PVNIP	2.62
1 x 5"	1X5PVNIP	3.28
1 x 5 1/2"	1X512PVNIP	3.28
1 x 6"	1X6PVNIP	3.61
1 1/4 x Cl.	114XCPVNIP	2.31
1 1/4 x Sh.	114XSPVNIP	2.45
1 1/4 x 2 1/2"	114X212PVNIP	2.45
1 1/4 x 3"	114X3PVNIP	2.94
1 1/4 x 3 1/2"	114X312PVNIP	2.94
1 1/4 x 4"	114X4PVNIP	3.38
1 1/4 x 4 1/2"	114X412PVNIP	3.38
1 1/4 x 5"	114X5PVNIP	4.05
1 1/4 x 5 1/2"	114X512PVNIP	4.05
1 1/2 x 6"	114X6PVNIP	4.50
1 1/2 x Cl.	112XCPVNIP	2.89
1 1/2 x Sh.	112XSPVNIP	3.10
1 1/2 x 3"	112X3PVNIP	3.61
1 1/2 x 4"	112X4PVNIP	4.13
1 1/2 x 5"	112X5PVNIP	4.73
1 1/2 x 6"	112X6PVNIP	5.39
2 x Cl.	2XCPVNIP	3.79
2 x Sh.	2XSPVNIP	4.23
2 x 3"	2X3PVNIP	4.50
2 x 3 1/2"	2X312PVNIP	7.01
2 x 4"	2X4PVNIP	5.21
2 x 4 1/2"	2X412PVNIP	6.13
2 x 5"	2X5PVNIP	6.13
2 x 5 1/2"	2X512PVNIP	6.13
2 x 6"	2X6PVNIP	6.87
3 x Cl.	3XCPVNIP	12.35
3 x 3"	3X3PVNIP	13.21
3 x 4"	3X4PVNIP	15.62
3 x 5"	3X5PVNIP	18.03
3 x 6"	3X6PVNIP	20.24

## PVC Socket True Union 2000 Ball Valves

### LESS Lock-Out Handle

Pressure rating at 73°F, Water:

1/2" - 2" 235 psi.

2 1/2" - 4" 150 psi.

EPDM O-Ring Seals.

Socket ends.

### Not for use with compressed air or gas

SIZE	STOCK NO	EACH
1/2"	12PVBAVA	51.61
3/4"	34PVBAVA	60.42
1"	1PVBAVA	71.33
1 1/4"	114PVBAVA	121.18
1 1/2"	112PVBAVA	121.18
2"	2PVBAVA	161.61
<b>Socket Ends</b>		
2 1/2"	212PVBAVA	226.69
3"	3PVBAVA	384.07
4"	4PVBAVA	662.80

## PVC Union Ball Check Valves

Pressure rating at 73°F, Water:

1/2" - 2" 235 psi

Viton® O-Ring Seals

Threaded and Socket ends

### Not for use with compressed air or gas

SIZE	STOCK NO	EACH
1/2"	12PVCV	76.03
3/4"	34PVCV	84.90
1"	1PVCV	106.64
1 1/4"	114PVCV	156.76
1 1/2"	112PVCV	178.04
2"	2PVCV	243.52



## PVC Union Ball Check Valves

Pressure rating at 73°F, Water:

2 1/2" - 4" 150 psi

Viton® O-Ring Seals

Socket ends

### Not for use with compressed air or gas

SIZE	STOCK NO	EACH
2 1/2"	212PVSCV	510.83
3"	3PVSCV	590.22
4"	4PVSCV	678.94

## Series 2132 PVC Compact Ball Valves

Pressure rating at 73°F, Water:

1/2" - 2" 235 psi

Viton® O-Ring Seals

Socket ends

### Not for use with compressed air or gas

SIZE	STOCK NO	EACH
1/2"	12PVCBAVA	21.72
3/4"	34PVCBAVA	26.97
1"	1PVCBAVA	32.16
1 1/4"	114PVCBAVA	46.78
1 1/2"	112PVCBAVA	59.74
2"	2PVCBAVA	80.55



## Series 2622 PVC Utility Ball Valves

Pressure rating at 73°F, Water:

1/2" - 6" 150 psi

EPDM O-Ring Seals

Slip x slip

### Not for use with compressed air or gas

SIZE	STOCK NO	EACH
1/2"	12PVUBAVA	4.01
3/4"	34PVUBAVA	4.98
1"	1PVUBAVA	7.05
1 1/4"	114PVUBAVA	11.39
1 1/2"	112PVUBAVA	28.36
2"	2PVUBAVA	24.31



## PVC Standard Butterfly Valve

Pressure rating at 73° F

Water: 1/2" - 12" • 150 psi

Wafer Style. Thru going bolts.

EPDM O-Ring Seal. Lever Handle type

### Not for use with compressed air or gas

SIZE	STOCK NO	EACH
4"	4PVBFVA	314.04
6"	6PVBFVA	464.92
8"	8PVBFVA	790.15



True Lug Available from Factory

## PVC Slice Gate Valves

Stainless steel shaft, Santoprene™ seals,

Max working pressure is 15 psi, three piece

allows for repair or can be used as union.

Slip x slip, Metal handle.

SIZE	STOCK NO	EACH
1 1/2"	112SLGAVA	15.30
2"	2SLGAVA	23.86
3"	3SLGAVA	30.74
4"	4SLGAVA	130.71





**NOTE:**  
Use IPS14108  
on Gallon Cans



## Weld-On® P-68 Primer

**For PVC & CPVC Pipe & Fittings**  
Quality low VOC primer for proper softening and preparation of PVC and CPVC pipe and fitting surfaces.  
**NSF and UPC Listed.**



**Use Purple where code calls for verification.**

DESCRIPTION	STOCK NO	EACH
Purple Pint . . . . .	PTPVPUPRN	20.18
Purple Quart . . . . .	QTPVPUPRN	32.81
Purple Gallon . . . . .	GAPVPUPRN	122.53
Clear Pint . . . . .	PTPVPRN	24.29
Clear Quart . . . . .	QTPVPRN	33.91

## P-75 Wet 'R Dry Primer

**For PVC & CPVC Pipe & Fittings**  
An aqua blue, very fast acting, primer for use with 725 (Wet 'R Dry) or other Weld-On PVC solvent cements.  
**NSF Listed.**



DESCRIPTION	STOCK NO	EACH
1/2 Pint . . . . .	12PTPVWNFPR	25.21

## Weld-On® P-70 Primer

**For PVC & CPVC Pipe & Fittings**  
Premium, industrial strength, low VOC primer for softening and preparation of PVC and CPVC pipe and fitting surfaces. Recommended for Schdule 80 and large size pipe.  
**NSF and UPC Listed.**



**Use Purple where code calls for verification.**

DESCRIPTION	STOCK NO	EACH
Purple Quart . . . . .	QTIGPUPRN	67.04
Clear Quart . . . . .	QTIGCLPR	67.04

## Applicators

### Cap Dauber



SIZE	STOCK NO	EACH
DQ50, or Quart sized cans. No. 11831		
1/2" . . . . .	IPS11831	1.73
DQ-150, for up to 3" Pipe Diameter		
1 1/2" . . . . .	CACAWBR	1.82

### Gallon Wide Mouth Cap w/Swab



STOCK NO	EACH
GACAROAP . . . . .	26.41

### Quart Can Cap with 4" Swab



STOCK NO	EACH
IPS12071 . . . . .	21.02

### SuperSwab



STOCK NO	EACH
4" swab for pipe diameter from 4" through 8"	
Swab & Handle	
IPS14108 . . . . .	25.39
Replacement Swab • 4-Pack	
IPS14109 . . . . .	36.37

## No. 780 Regular low-VOC PVC Cement

Regular-bodied fast-setting clear cement for use on PVC pipe and fittings up to 4 inches in diameter (except schd. 80). Also for PVC foamcore pipe.  
**NSF and UPC Listed.**



SIZE	STOCK NO	EACH
4 oz. . . . .	14PTPVCE	7.97
8 oz. . . . .	12PTPVCE	12.37
Pint . . . . .	PTPVCE	21.20
Quart . . . . .	QTPVCE	37.46
Gallon . . . . .	GAPVCE	133.50

## No. 781 Medium low-VOC PVC Cement

Medium-bodied fast-setting clear cement for up to 6" diameter PVC pipe and fittings (Schd. 80 up to 4"). Also for PVC foamcore pipe.  
**NSF and UPC Listed.**



SIZE	STOCK NO	EACH
Pint . . . . .	PTPVMCE	22.36
Quart . . . . .	QTPVMCE	25.30

## No. 782 Heavy-Duty low-VOC PVC Cement

Heavy-bodied medium-setting clear cement for all classes and schedules of PVC pipe and fittings up to 12" in diameter. Helps fill gaps in larger diameter pipe and loose fitting joints.  
**NSF and UPC Listed.**



DESCRIPTION	STOCK NO	EACH
Pint . . . . .	PTPVHDCE	20.43
Quart . . . . .	QTPVHDCE	36.77
Gallon . . . . .	GAPVHDCE	127.59

## No. 790 Multi-Purpose Cement for PVC and CPVC Pipe and Fittings

Medium bodied, fast setting, low VOC multi-purpose cement for all classes & schedules with interference fit through 6" diameter, Sch. 80 through 4" diameter.



SIZE	STOCK NO	EACH
Pint . . . . .	PTALPUCE	43.40

**Oatey**  
oatey.com

## Un-Purple Primer

**For PVC & CPVC Pipe & Fittings**  
Primer appears clear. Purple color revealed only under a UV light.  
**NSF Listed. (NOT MN approved)**



DESCRIPTION	STOCK NO	EACH
Pint . . . . .	PTPVUNPUPRN	28.05
Quart . . . . .	QTPVUNPUPRN	46.44

## Orange Lava™

**Hot CPVC Cut-In Cement**  
Fast curing cement designed for cut-in and repair jobs that require minimal down-time in all weather climates.  
**No primer necessary if local codes permit.**  
**NSF and UPC Listed.**



DESCRIPTION	STOCK NO	EACH
8oz . . . . .	12PTCPVCOLCE	23.23

## No. 727 Hot 'R Cold low VOC PVC Cement

Medium-bodied, very fast setting, clear cement for use on all Rigid/Flexible PVC pipe and fittings up to 6" or Schd. 80 up to 4" in diameter. Cold weather performance to -15°F.  
**NSF and UPC Listed.**



DESCRIPTION	STOCK NO	EACH
Pint . . . . .	PTPVCWCE	27.01
Quart . . . . .	QTPVCWCE	39.57
Gallon . . . . .	GAPVCWCE	182.16

## No. 735 Wet 'N Fast low VOC PVC Cement

For all Rigid/Flexible PVC pipe and fittings up to 6" diameter, Schd. 80 up to 4". For wet conditions and/or quick pressurization conditions; Extremely fast setting.



**No primer necessary if local codes permit.**  
**NSF and UPC Listed.**

DESCRIPTION	STOCK NO	EACH
Half Pint . . . . .	12PTPVWNFCE	23.34
Pint . . . . .	PTPVWNFCE	39.96

## No. 711 Industrial low VOC PVC Cement

Heavy Bodied, medium setting. For use on all classes and schedules of PVC pipe and fittings up to 12" in diameter. Gray color.  
**NSF, UPC and CSA Listed.**



DESCRIPTION	STOCK NO	EACH
Pint . . . . .	PTPVFSDHCE	44.87
Quart . . . . .	QTPVFSDHCE	75.53
Gallon . . . . .	GAPVFSDHCE	255.23

**No. 719 Extra Heavy Duty with Paint Can Top**  
Extra heavy bodied, slow setting, gray PVC cement for all classes and schedules with interference fit through 30" in diameter.  
**NSF, UPC and CSA Listed.**

DESCRIPTION	STOCK NO	EACH
Gallon . . . . .	GAPVXHCE	313.59

## (18) Weld-On 810 Kit

**Two-component, high strength, low-VOC reactive adhesive.**  
For fabricating and repairing PVC pipe, fittings and joining saddles to pipe. Also bonds PVC, CPVC, ABS, styrene, FRP (fiberglass reinforced polyester), metals, concrete, clay and other materials to themselves or to dissimilar materials.



DESCRIPTION	STOCK NO	EACH
4 oz. . . . .	4OZ810	62.83

**See Page 1203 for ABS & Transition Cements/All purpose Cleaners**



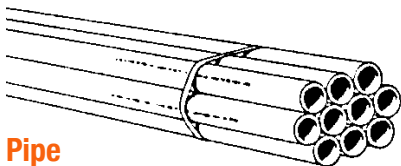


# Chemical Pipe and Fittings <sup>(50)</sup>

## Orion

orionfittings.com

- Made of fire retardant polypropylene.
- Designed for the conveyance of aggressive liquid chemical wastes under gravity flow conditions.
- All plastic construction.
- No metal in the joint.



### Pipe

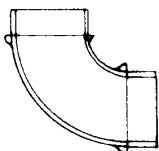
Schedule 40  
10' Lengths only

PIPE SIZE	STOCK NO	PER FOOT
1 1/2"	112X10PP	37.08
2"	2X10PP	49.73
3"	3X10PP	88.51
4"	4X10PP	124.75



### 1/4 Bend

SIZE	STOCK NO	EACH
1 1/2"	112PPL	66.31
2"	2PPL	76.42
3"	3PPL	211.29
4"	4PPL	376.50



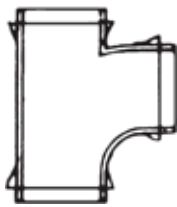
### Long Sweep 1/4 Bend

SIZE	STOCK NO	EACH
1 1/2"	112PPLSL	171.95
2"	2PPLSL	291.09



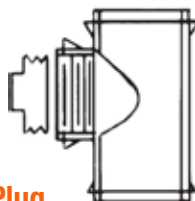
### 1/8 Bend

SIZE	STOCK NO	EACH
1 1/2"	112PP45L	58.44
2"	2PP45L	72.50
3"	3PP45L	187.69
4"	4PP45L	328.74



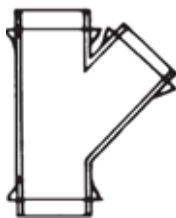
### Sanitary Tee

SIZE	STOCK NO	EACH
1 1/2"	112PPST	197.24
2"	2PPST	311.88
3"	3PPST	462.47
4"	4PPST	790.64
2x1 1/2"	2X112PPST	143.29
3x2"	3X2PPST	344.47
3x1 1/2"	3X112PPST	333.79
4x2"	4X2PPST	534.40
4x3"	4X3PPST	516.42



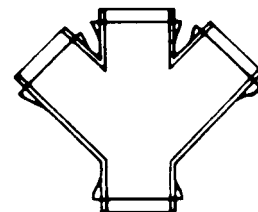
### Cleanout Tee with Plug

SIZE	STOCK NO	EACH
1 1/2"	112PPCOT	178.70
2"	2PPCOT	189.93
3"	3PPCOT	387.18



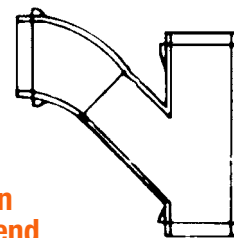
### 45 Wye

SIZE	STOCK NO	EACH
1 1/2"	112PPY	58.44
2"	2PPY	96.38
3"	3PPY	289.40
4"	4PPY	443.37
2x1 1/2"	2X112PPY	135.99
3x1 1/2"	3X112PPY	376.50
3x2"	3X2PPY	388.30
4x2"	4X2PPY	622.63
4x3"	4X3PPY	641.17



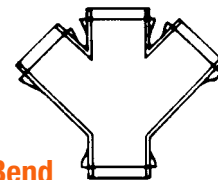
### Double Wye

SIZE	STOCK NO	EACH
1 1/2"	112PPDY	469.79
2"	2PPDY	853.02
2x1 1/2"	2X112PPDY	848.53
3x2"	3X2PPDY	738.38



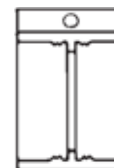
### Combination Wye & 1/8 Bend

SIZE	STOCK NO	EACH
1 1/2"	112PPLTY	191.62
2"	2PPLTY	209.05
3"	3PPLTY	513.05
2x1 1/2"	2X112PPLTY	201.73
3x1 1/2"	3X112PPLTY	696.24
3x2"	3X2PPLTY	575.42
4x2"	4X2PPLTY	904.16



### Combination Double Wye & 1/8 Bend

SIZE	STOCK NO	EACH
2"	2PPDLTY	853.02



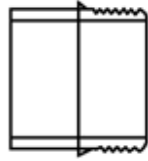
### Coupling

SIZE	STOCK NO	EACH
1 1/2"	112PPC	52.83
2"	2PPC	60.97
3"	3PPC	89.63
4"	4PPC	120.26

# Chemical Pipe and Fittings <sup>(50)</sup>

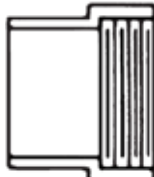
**Orion**

orionfittings.com




## Male Adapter

SIZE	STOCK NO	EACH
1 1/2"	112PPMA	76.42
2"	2PPMA	67.15



## Female Adapter

SIZE	STOCK NO	EACH
1 1/2"	112PPFA	111.55
2"	2PPFA	78.11



## MJ Adapter

SIZE	STOCK NO	EACH
1 1/2"	112PPSA	183.75



## "P" Trap

Full Drop Union Connection

SIZE	STOCK NO	EACH
2"	2PPUPT	608.58




## "P" Trap

SIZE	STOCK NO	EACH
1 1/2"	112PPPT	631.06
2"	2PPPT	560.82
3"	3PPPT	1165.46



## Sink Outlet with Plug

SIZE	STOCK NO	EACH
Black 1 1/2 x 3 9/16"	112PPSO	275.35



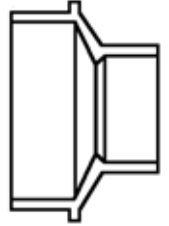
## Cleanout Adapter with Plug

SIZE	STOCK NO	EACH
1 1/2"	112PPCOP	183.75
2"	2PPCOP	196.11
3"	3PPCOP	333.79
4"	4PPCOP	510.25



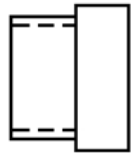
## Sink Tailpiece Extension

SIZE	STOCK NO	EACH
1 1/2 x 12"	112RLNSX12	341.09



## Reducing Bushing

SIZE	STOCK NO	EACH
2 x 1 1/2"	2X112PPC	100.02
3 x 1 1/2"	3X112PPC	111.55
3 x 2"	3X2PPC	123.07
4 x 2"	4X2PPC	239.38
4 x 3"	4X3PPC	255.68



## MJ Cap

No coupling included

SIZE	STOCK NO	EACH
1 1/2"	112PPCAP	170.26
2"	2PPCAP	275.91
3"	3PPCAP	319.75
4"	4PPCAP	342.23

## Grooving Tool & Spanner

SIZE	STOCK NO	EACH
1 1/2"	112PPTO	910.97
2"	2PPTO	917.20
3"	3PPTO	1750.75
4"	4PPTO	1613.39

Spears® LabWaste® CPVC pipe and fittings are NSF® Certified for Corrosive Waste Use & Listed to ASTM F 2618 Specification for CPVC Pipe & Fittings for Chemical Waste Drainage Systems. Meets 25/50 Flame & Smoke Requirement for use in Return Air Plenums.

Non-Pressure Drainage Service to 220° F. Specially Formulated One-Step Solvent Cement Provides Chemical Resistance Equal to System Pipe & Fittings.

**Pipe**

**Schedule 40**

10' Lengths only



PIPE PER SIZE	STOCK NO	FOOT
1 1/2" .....	112X10LW	12.24
2" .....	2X10LW	16.56
3" .....	3X10LW	29.92
4" .....	4X10LW	42.48
6" .....	6X10LW	76.70

**Couplings**



SIZE	STOCK NO	EACH
1 1/2" .....	112LWC	32.52
2" .....	2LWC	40.58
3" .....	3LWC	51.94
4" .....	4LWC	73.91
6" .....	6LWC	117.13

**Reducing**

2" x 1 1/2" .....	2X112LWC	63.64
3" x 1 1/2" .....	3X112LWC	67.16
3" x 2" .....	3X2LWC	73.91
4" x 2" .....	4X2LWC	81.23
4" x 3" .....	4X3LWC	88.61
6" x 4" .....	6X4LWC	149.86

**Female Adapter**



SIZE	STOCK NO	EACH
1 1/2" .....	112LWFA	25.58
2" .....	2LWFA	34.84
3" .....	3LWFA	57.52
4" .....	4LWFA	110.53
6" .....	6LWFA	185.18

**Cleanout Adapter with Square Head Plug**



SIZE	STOCK NO	EACH
1 1/2" .....	112LWCOA	26.94
2" .....	2LWCOA	31.74
3" .....	3LWCOA	58.58
4" .....	4LWCOA	100.77
6" .....	6LWCOA	174.31

**"P" Trap Solvent Weld**



SIZE	STOCK NO	EACH
1 1/2" .....	112LWWPT	81.16
2" .....	2LWWPT	113.27
3" .....	3LWWPT	205.60
4" .....	4LWWPT	365.45

**1/4 Bend**



SIZE	STOCK NO	EACH
1 1/2" .....	112LWL	41.63
2" .....	2LWL	51.74
3" .....	3LWL	87.82
4" .....	4LWL	139.72
6" .....	6LWL	361.57

**1/4 Bend Street Ell**



SIZE	STOCK NO	EACH
1 1/2" .....	112LWSL	48.88
2" .....	2LWSL	62.02
3" .....	3LWSL	83.06
4" .....	4LWSL	131.94
6" .....	6LWSL	320.15

**Long Sweep 1/4 Bend**



SIZE	STOCK NO	EACH
1 1/2" .....	112LWLRL	43.08
2" .....	2LWLRL	58.72
3" .....	3LWLRL	100.46
4" .....	4LWLRL	144.37
6" .....	6LWLRL	464.10

**1/8 Bend**



SIZE	STOCK NO	EACH
1 1/2" .....	112LW45L	40.89
2" .....	2LW45L	49.83
3" .....	3LW45L	91.43
4" .....	4LW45L	103.63
6" .....	6LW45L	302.68

**1/8 Bend Street Ell**



SIZE	STOCK NO	EACH
1 1/2" .....	112LWS45L	30.98
2" .....	2LWS45L	35.19
3" .....	3LWS45L	77.98
4" .....	4LWS45L	80.02
6" .....	6LWS45L	287.53

**LabWaste® One-Step CPVC Cement**



SIZE	STOCK NO	EACH
Quart .....	QTLWCE	141.58

**Sanitary Tees**



SIZE	STOCK NO	EACH
1 1/2" .....	112LWST	51.74
2" .....	2LWST	61.94
3" .....	3LWST	123.95
4" .....	4LWST	185.68
6" .....	6LWST	526.11

**Reducing**

2 x 1 1/2 x 1 1/2" .....	2X112X112LWST	61.83
2 x 2 x 1 1/2" .....	2X112LWST	61.83
2 x 1 1/2 x 2" .....	2X112X2LWST	64.62
3 x 3 x 1 1/2" .....	3X112LWST	107.62
3 x 3 x 2" .....	3X2LWST	115.68
4 x 4 x 2" .....	4X2LWST	165.90
4 x 4 x 3" .....	4X3LWST	173.33
6 x 6 x 4" .....	6X4LWST	433.40

**Cleanout Tee with Square Head Plug**



SIZE	STOCK NO	EACH
1 1/2" .....	112LWCOT	61.57
2" .....	2LWCOT	68.01
3" .....	3LWCOT	142.63
4" .....	4LWCOT	194.26
6" .....	6LWCOT	524.64

**45 Wye**



SIZE	STOCK NO	EACH
1 1/2" .....	112LWY	52.72
2" .....	2LWY	73.94
3" .....	3LWY	131.80
4" .....	4LWY	192.11
6" .....	6LWY	487.71

**Reducing**

2 x 1 1/2 x 1 1/2" .....	2X112X112LWY	74.88
2 x 2 x 1 1/2" .....	2X112LWY	73.94
2 x 1 1/2 x 2" .....	2X112X2LWY	73.94
3 x 3 x 1 1/2" .....	3X112LWY	113.49
3 x 3 x 2" .....	3X2LWY	122.85
4 x 4 x 2" .....	4X2LWY	176.84
4 x 4 x 3" .....	4X3LWY	184.40
6 x 6 x 4" .....	6X4LWY	316.70

**Combination Wye & 1/8 Bend**



SIZE	STOCK NO	EACH
1 1/2" .....	112LWLTY	68.81
2" .....	2LWLTY	91.85
2 x 1 1/2" .....	2X112LWLTY	82.68

# Geothermal Tubing and Fittings <sup>(08b)</sup>

Centfuse Geothermal pipe by Centennial Plastics. HDPE & Earthloops with "patented" bullet U bend fittings for heat pump systems. Centennial Geothermal pipe is certified by NSF to meet it's highest standards for polyethylene NSF standard 14.



## Geothermal Tubing

Coils • SDR11 • 200 PSI • For Horiz. use @ 6' Depth

PIPE SIZE	STOCK NO	PER FOOT
3/4" x 600'	34X600GEO	.81
3/4" x 800'	34X800GEO	.81
1 1/4" x 100'	114X100GEO	1.94
1 1/4" x 200'	114X200GEO	1.94
1 1/4" x 300'	114X300GEO	1.94
2" x 300'	2X300GEO	3.05
<b>Earth Loops</b>		
3/4" x 310'	34X310GEO	.98
1" x 310'	1X310GEO	1.41
3/4" x 370'	34X370GEO	.95
3/4" x 410'	34X410GEO	.93
1" x 410'	1X410GEO	1.37
3/4" x 510'	34X510GEO	.91
3/4" x 810'	34X810GEO	.87
<b>20' Lengths • SDR11 • 160 PSI</b>		
3/4" x 20'	34X20GEO	.81
1" x 20'	1X20GEO	1.25
1 1/4" x 20'	114X20GEO	1.94
2" x 20'	2X20GEO	3.05
3" x 20'	3X20GEO	5.96
4" x 20'	4X20GEO	9.86



## Geothermal U-Bend


With Fusion Coupling

PIPE SIZE	STOCK NO	EACH
3/4"	34GEOUB	86.63
1"	1GEOUB	86.63

## Geothermal Male Adapters

Socket Fusion x MPT

SIZE	STOCK NO	EACH
1"	1GEOMA	31.45
1 1/4"	114GEOMA	60.65
2"	2GEOMA	94.26
<b>Reducing</b>		
1" x 3/4"	1X34GEOMA	30.58
1 1/4" x 1"	114X1GEOMA	33.17



## Geothermal Outlet Manifold

1 1/4" x 3/4"

DESCRIPTION	STOCK NO	EACH
3 outlet	30UGEOMA	33.62
4 outlet	40UGEOMA	41.42
5 outlet	50UGEOMA	56.95
6 outlet	60UGEOMA	77.79
7 outlet	70UGEOMA	94.52



## Geothermal Couplings

Socket Fusion

SIZE	STOCK NO	EACH
3/4"	34GEOC	3.38
1"	1GEOC	3.75
1 1/4"	114GEOC	4.47
2"	2GEOC	6.07



**Reducing**

1" x 3/4"	1X34GEOC	13.58
1 1/4" x 3/4"	114X34GEOC	20.80
1 1/4" x 1"	114X1GEOC	9.87
2" x 1"	2X1GEOC	23.15
2" x 1 1/4"	2X114GEOC	13.21



## Geothermal Ells

Socket Fusion

SIZE	STOCK NO	EACH
3/4"	34GEOEL	4.77
1"	1GEOEL	5.44
1 1/4"	114GEOEL	7.87
2"	2GEOEL	19.06

**Reducing**

1" x 3/4"	1X34GEOEL	5.78
1 1/4" x 3/4"	114X34GEOEL	6.00



## Geothermal Tees

Socket Fusion

SIZE	STOCK NO	EACH
3/4"	34GEOET	5.96
1"	1GEOET	7.72
1 1/4"	114GEOET	11.47
2"	2GEOET	22.85

**Reducing**

1 1/4" x 3/4" x 3/4"	114X34X34GEOET	11.37
1 1/4" x 1 1/4" x 3/4"	114X34GEOET	11.37
2" x 2" x 3/4"	2X34GEOET	26.19



## Geothermal Caps

Socket Fusion

SIZE	STOCK NO	EACH
3/4"	34GEOCAP	4.88
1"	1GEOCAP	5.40
1 1/4"	114GEOCAP	6.59
2"	2GEOCAP	8.31



## Geothermal Clip

PIPE SIZE	STOCK NO	EACH
3/4"	34GEOCLIP	6.45
1"	1GEOCLIP	6.45



## Geo-Stab Coupling

DR11

DESCRIPTION	STOCK NO	EACH
3/4"	34GEOSTABC	25.58
1 1/4"	114GEOSTABC	47.96



## Geo-Stab 1/4 Bend

DR11

DESCRIPTION	STOCK NO	EACH
1 1/4"	114GEOSTABL	107.88



## Geo-Stab Reducing Tee

DR11

DESCRIPTION	STOCK NO	EACH
1 1/4" x 1 1/4" x 3/4"	114X34GEOSTABT	147.34



## Geo-Stab Male Adapter

DR11

DESCRIPTION	STOCK NO	EACH
1 x 1 1/4"	1X114GEOSTABMA	81.10



## Heater Bushing Sockets

For HPDE/Geothermal

SIZE	STOCK NO	EACH
1/2" IPS	95305000	113.68
3/4" IPS	95305010	113.68
1" IPS	95305020	113.68
1 1/4" IPS	95305030	149.69
1 1/2" IPS	95305040	149.69
2" IPS	95305050	149.69
3" IPS	95305060	450.94
4" IPS	95305070	613.92



## Geothermal Socket Fusion Kit

PIPE SIZE	STOCK NO	EACH
3/4" - 2"	48CPT2K	3920.02

(41)

Chamfering Tool on Page 1221





# PP-RCT Pipe and Fittings (OBC)

## Niron • Socket Fusion

### RCT Piping

SIZE	STOCK NO	PER FOOT
<b>SDR 7.4 at 50°F - 480 psi or at 203°F - 120 psi</b>		
1/2"	27TNIRCL2073	1.64
3/4"	27TNIRCL2573	2.45
1 1/2"	27TNIRCL5073	10.35
2"	27TNIRCL6373	15.51
<b>SDR 9 at 50°F - 380 psi or at 203°F - 96 psi</b>		
1"	27TNIRCL329	2.78
1 1/2"	27TNIRCL509	6.68
2"	27TNIRCL639	10.83
6"	27TNIRCL1609	44.52
<b>SDR 11 at 50°F - 300 psi or at 203°F - 75 psi</b>		
1 1/4"	27TNIRCL4011	3.46
1 1/2"	27TNIRCL5011	5.71
2"	27TNIRCL6311	9.26
2 1/2"	27TNIRCL7511	13.33
3"	27TNIRCL9011	18.78
4"	27TNIRCL12511	31.57
6"	27TNIRCL16011	35.38
8"	27TNIRCL20011	56.88
10"	27TNIRCL25011	88.72
12"	27TNIRCL31511	136.62
<b>SDR 17 at 50°F - 190 psi or at 203°F - 48 psi</b>		
2"	27TNIRCL6317	8.17
2 1/2"	27TNIRCL7517	11.97
3"	27TNIRCL9017	17.42
4"	27TNIRCL12517	23.13
6"	27TNIRCL16017	29.66
8"	27TNIRCL20017	47.36
10"	27TNIRCL25017	74.02
12"	27TNIRCL31517	113.76

### 90° Elbow

SIZE	STOCK NO	EACH
1/2"	27NG20	2.07
3/4"	27NG25	2.61
1"	27NG32	3.81
1 1/4"	27NG40	5.87
1 1/2"	27NG50	12.63
2"	27NG63	19.43
2 1/2"	27NG75	43.16
3"	27NG90	71.58
4"	27NG125	155.12

### 90° Elbow - Long Spigot SDR 11

SIZE	STOCK NO	EACH
4"	27NG901125MM	125.18
6"	27NG901160MM	163.28
8"	27NG9011200MM	304.80
10"	27NG9011250MM	424.29
12"	27NG9011315MM	989.60
14" - 24"	Butt Fusion Sizes ..... Call for Pricing	

### 45° Elbow

SIZE	STOCK NO	EACH
1/2"	27NC4520	2.07
3/4"	27NC4525	2.61
1"	27NC4532	3.81
1 1/4"	27NC4540	5.87
1 1/2"	27NC4550	12.63
2"	27NC4563	19.05
2 1/2"	27NC4575	42.72
3"	27NC4590	76.20
4"	27NC45125	163.28

### 45° Elbow - Long Spigot SDR 11

SIZE	STOCK NO	EACH
4"	27NC451125MM	125.18
6"	27NC451160MM	174.17
8"	27NC4511200MM	293.73
10"	27NC4511250MM	391.65
12"	27NC4511315MM	1169.53
14" - 24"	Butt Fusion Sizes Call for Pricing	

### 90° Tee

SIZE	STOCK NO	EACH
1/2"	27NT20	2.78
3/4"	27NT25	3.81
1"	27NT32	4.84
1 1/4"	27NT40	8.17
1 1/2"	27NT50	20.95
2"	27NT63	29.94
2 1/2"	27NT75	50.62
3"	27NT90	83.82
4"	27NT125	168.73

### Tee - Long Spigot SDR 11

SIZE	STOCK NO	EACH
4"	27NT1125MM	157.84
6"	27NT1160MM	195.94
8"	27NT11200MM	391.88
10"	27NT11250MM	643.24
12"	27NT11315MM	1349.46
14" - 24"	Butt Fusion Sizes ..... Call for Pricing	

### Reducing Tee

SIZE	STOCK NO	EACH
3/4" x 1/2" x 1/2"	27NTR252020	3.81
3/4" x 3/4" x 1/2"	27NTR252025	3.81
3/4" x 1/2" x 3/4"	27NTR252520	3.81
3/4" x 3/4" x 1"	27NTR253225	4.90
1" x 1/2" x 1/2"	27NTR322020	4.90
1" x 3/4" x 1/2"	27NTR322025	4.90
1" x 1" x 1/2"	27NTR322032	4.90
1" x 3/4" x 3/4"	27NTR322525	4.90
1" x 1" x 3/4"	27NTR322532	4.90
1" x 3/4" x 1"	27NTR323225	4.90
1 1/4" x 1 1/4" x 1 1/2"	27NTR402040	7.35
1 1/4" x 1 1/4" x 3/4"	27NTR402540	7.35
1 1/4" x 1 1/4" x 1"	27NTR403240	7.35
1 1/2" x 1 1/2" x 1 1/2"	27NTR502050	20.95
1 1/2" x 1 1/2" x 3/4"	27NTR502550	20.95
1 1/2" x 1 1/2" x 1"	27NTR503250	20.95
1 1/2" x 1 1/2" x 1 1/4"	27NTR504050	20.95
2" x 2" x 3/4"	27NTR632563	28.30
2" x 2" x 1"	27NTR633263	28.30
2" x 2" x 1 1/4"	27NTR634063	28.30
2" x 2" x 1 1/2"	27NTR635063	28.30
2 1/2" x 2 1/2" x 1"	27NTR753275	46.27
2 1/2" x 2 1/2" x 1 1/4"	27NTR754075	46.27
2 1/2" x 2 1/2" x 1 1/2"	27NTR755075	46.27
2 1/2" x 2 1/2" x 2"	27NTR756375	46.27
3" x 3" x 1 1/2"	27NTR905090	93.08
3" x 3" x 2"	27NTR906390	93.08
3" x 3" x 2 1/2"	27NTR907590	93.08
4" x 4" x 2"	27NTR12563125	168.73
4" x 4" x 2 1/2"	27NTR12575125	168.73
4" x 4" x 3"	27NTR12590125	168.73



### Female Threaded Tee

SIZE	TYPE	STOCK NO	EACH
1/2" x 1/2" NPT	A	27NTF2012NPT	10.89
3/4" x 1/2" NPT	A	27NTF2512NPT	10.89
3/4" x 3/4" NPT	A	27NTF2534NPT	14.84
1" x 1/2" NPT	B	27NTF3212NPT	14.84
1" x 3/4" NPT	B	27NTF3234NPT	16.82
1" x 1" NPT	B	27NTF321NPT	27.21

\*5" Use Ring 00FLAACPP1255A5

### Fusion End Cap

SIZE	STOCK NO	EACH
1/2"	27NCC20	3.00
3/4"	27NCC25	3.81
1"	27NCC32	4.62
1 1/4"	27NCC40	7.08
1 1/2"	27NCC50	9.80
2"	27NCC63	16.60
2 1/2"	27NCC75	24.22
3"	27NCC90	54.98
4"	27NCC125	100.97

### End Cap - Long Spigot SDR 11

SIZE	STOCK NO	EACH
2"	27NCC6311M	16.33
2 1/2"	27NCC7511M	23.95
3"	27NCC9011M	54.43
4"	27NCC12511M	100.15
6"	27NCC16011M	136.07

### Coupling

SIZE	STOCK NO	EACH
1/2"	27NMAN20	1.91
3/4"	27NMAN25	2.12
1"	27NMAN32	2.73
1 1/4"	27NMAN40	3.37
1 1/2"	27NMAN50	7.08
2"	27NMAN63	14.15
2 1/2"	27NMAN75	15.79
3"	27NMAN90	34.83
4"	27NMAN125	74.57

### Stub Flange

SIZE	STOCK NO	EACH
1" with ring gasket	27NCOSA32	6.53
1 1/4" with ring gasket	27NCOSA40	7.62
1 1/2" with ring gasket	27NCOSA50	12.24
2" with ring gasket	27NCOSA63	13.61
2 1/2" with ring gasket	27NCOSA75	19.32
3"	27NCOSA90*	39.19
4"	27NCOSA125*	97.97

\*Requires Flat Full Face Gasket

### Flange Adapter Long Spigot End


SIZE	STOCK NO	EACH
2"	27NCRT6311	19.59
2 1/2"	27NCRT7511	27.21
3"	27NCRT9011	39.19
4"	27NCRT12511	70.76
5"	27NCRT12511A5LS*	84.12
6"	27NCRT16011	95.25
8"	27NCRT20011	288.47
10"	27NCRT25011	375.55
12"	27NCRT31511	751.11
14" - 24"	Butt Fusion Sizes ..... Call for Pricing	



# PP-RCT Pipe and Fittings (OBC)

## Niron • Socket Fusion

nupiamericas.com



### Reducer Socket Fusion

SIZE	TYPE	STOCK NO	EACH
3/4" x 1/2"	A	27NR2520	2.12
1" x 1/2"	B	27NR3220	2.73
1" x 3/4"	A	27NR3225	2.73
1 1/4" x 1/2"	B	27NR4020	4.35
1 1/4" x 3/4"	B	27NR4025	4.35
1 1/4" x 1"	A	27NR4032	4.35
1 1/2" x 1/2"	B	27NR5020	7.08
1 1/2" x 3/4"	B	27NR5025	7.08
1 1/2" x 1"	B	27NR5032	7.08
1 1/2" x 1 1/4"	A	27NR5040	7.08
2" x 3/4"	B	27NR6325	14.42
2" x 1"	B	27NR6332	14.42
2" x 1 1/4"	B	27NR6340	14.42
2" x 1 1/2"	A	27NR6350	14.42
2 1/2" x 1/2"	B	27NR7520	16.33
2 1/2" x 3/4"	B	27NR7525	16.33
2 1/2" x 1"	B	27NR7532	16.33
2 1/2" x 1 1/4"	B	27NR7540	16.33
2 1/2" x 1 1/2"	B	27NR7550	16.33
2 1/2" x 2"	A	27NR7563	16.33
3" x 2 1/2"	A	27NR9075	36.19
4" x 3"	C	27NR12590	88.17

**Male Concentric Reducer - Long Spigot SDR 9**  
Butt Weld or can be used with Electrofusion  
4" x 2" ..... 27NR125639MM 145.87

**Male Concentric Reducer - Long Spigot SDR 11**  
Butt Weld or can be used with Electrofusion  
4" x 2 1/2" ..... 27NR125751MM 88.17

4" x 3" ..... 27NR1259011MM 88.17  
6" x 3" ..... 27NR16012511MM 97.92  
8" x 6" ..... 27NR20016011MM 102.33

Other sizes and SDR's available . . . Call for Pricing

### Sidewall Welding Sockets

With Socket Fusion Outlets

OUTLET	MAIN PIPE	STOCK NO	EACH
1/2"	1 1/4"	27NGS2040	5.44
1/2"	1 1/2"	27NGS2050	5.44
1/2"	2"-2 1/2"	27NGS206375	7.62
1/2"	3"-4"	27NGS2090110125	10.89
1/2"	6"-8"	27NGS20160200	13.61
1/2"	10"-12"	27NGS20250315	16.33
3/4"	1 1/4"	27NGS2540	5.44
3/4"	1 1/2"	27NGS2550	5.44
3/4"	2"-2 1/2"	27NGS256375	7.62
3/4"	3"-4"	27NGS2590110125	10.89
3/4"	6"-8"	27NGS25160200	13.61
3/4"	10"-12"	27NGS25250315	16.33
1"	2"-2 1/2"	27NGS326375	7.62
1"	3"-4"	27NGS3290110125	10.89
1"	6"-8"	27NGS32160200	13.61
1"	12"-10"	27NGS32250315	16.33
1 1/4"	3"	27NGS4090	10.89
1 1/4"	4"	27NGS40125	10.89
1 1/4"	6"-8"	27NGS40160200	13.61
1 1/4"	10"-12"	27NGS40250315	28.30
1 1/2"	3"	27NGS5090	19.59
1 1/2"	4"	27NGS50125	19.59
1 1/2"	6"	27NGS50160	28.30
1 1/2"	8"	27NGS50200	37.01
1 1/2"	10"	27NGS50250	43.54
2"	4"	27NGS63125	19.59
2"	6"	27NGS63160	28.30

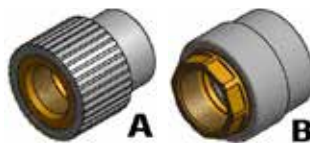
Available up to 4" outlet  
on 8"-24" Main Pipe. . . . . Call for Pricing

### Sidewall Female Welding Sockets

With NPT Lead Free Brass - Side Fusion

SIZE	THREAD	STOCK NO	EACH
2"-2 1/2"	1/2"	27NGSF126375NPT	16.82
3"-4"	1/2"	27NGSF1290110125NPT	16.82
6"-8"	1/2"	27NGSF12160200NPT	16.82
10"-12"	1/2"	27NGSF12250315NPT	16.82
2"-2 1/2"	3/4"	27NGSF346375NPT	24.74
3"-4"	3/4"	27NGSF3490110125NPT	24.74
6"-8"	3/4"	27NGSF34160200NPT	24.74
10"-12"	3/4"	27NGSF34250315NPT	24.74
2"-2 1/2"	1"	27NGSF016375NPT	39.58
3"-4"	1"	27NGSF0190110125NPT	39.58
6"-8"	1"	27NGSF01160200NPT	39.58
10"-12"	1"	27NGSF01250315NPT	39.58


Available up to 2" Thread Brass  
& Stainless Steel . . . . . Call for Pricing



### Female Threaded Adapter

With NPT Lead Free Brass - Socket Fusion

SIZE	TYPE	STOCK NO	EACH
1/2" x 1/2"	A	27NRFF2012NPT	8.91
1/2" x 3/4"	A	27NRFF2034NPT	10.89
3/4" x 1/2"	A	27NRFF2512NPT	8.91
3/4" x 3/4"	A	27NRFF2534NPT	10.89
1" x 3/4"	A	27NRFF3234NPT	14.84
1" x 1"	A	27NRFF321NPT	22.76
1 1/4" x 1"	B	27NRFF401NPT	24.74
1 1/4" x 1 1/4"	B	27NRFF40114NPT	37.11
1 1/2" x 1 1/4"	B	27NRFF50114NPT	38.59
1 1/2" x 1 1/2"	B	27NRFF50112NPT	44.53
2" x 1 1/2"	B	27NRFF63112NPT	45.52
2" x 2"	B	27NRFF632NPT	64.32
2 1/2" x 2"	B	27NRFF752NPT	74.22
2 1/2" x 2 1/2"	B	27NRFF75212NPT	128.65
3" x 3"	B	27NRFF903NPT	188.02
4" x 4"	C	27NRFF1254NPT	346.36



### Male Threaded Adapter

With NPT Lead Free Brass - Socket Fusion

SIZE	TYPE	STOCK NO	EACH
1/2" x 1/2"	A	27NRFM2012NPT	9.90
1/2" x 3/4"	A	27NRFM2034NPT	13.85
3/4" x 1/2"	A	27NRFM2512NPT	9.90
3/4" x 3/4"	A	27NRFM2534NPT	14.84
1" x 3/4"	A	27NRFM3234NPT	17.81
1" x 1"	A	27NRFM321NPT	24.74
1 1/4" x 1"	B	27NRFM401NPT	24.74
1 1/4" x 1 1/4"	B	27NRFM40114NPT	37.11
1 1/2" x 1 1/4"	B	27NRFM50114NPT	37.11
1 1/2" x 1 1/2"	B	27NRFM50112NPT	49.48
2" x 1 1/2"	B	27NRFM63112NPT	54.43
2" x 2"	B	27NRFM632NPT	74.22
2 1/2" x 2"	B	27NRFM752NPT	79.17
2 1/2" x 2 1/2"	B	27NRFM75212NPT	108.86
3" x 3"	B	27NRFM903NPT	178.13
4" x 4"	C	27NRFM1254NPT	489.85



### Female Threaded Adapter

With NPT Stainless Steel - Socket Fusion

SIZE	TYPE	STOCK NO	EACH
1/2" x 1/2"	A	27NRFF2012SSNPT	37.11
1/2" x 3/4"	A	27NRFF2034SSNPT	44.53
3/4" x 1/2"	A	27NRFF2512SSNPT	37.11
3/4" x 3/4"	A	27NRFF2534SSNPT	44.53
1" x 3/4"	A	27NRFF3234SSNPT	37.11
1" x 1"	A	27NRFF321SSNPT	86.59
1 1/4" x 1"	C	27NRFF401SSNPT	89.06
1 1/4" x 1 1/4"	B	27NRFF40114SSNPT	125.68
1 1/2" x 1 1/4"	D	27NRFF50114SSNPT	125.68
1 1/2" x 1 1/2"	B	27NRFF50112SSNPT	150.42
2" x 1 1/2"	D	27NRFF63112SSNPT	150.42
2" x 2"	B	27NRFF632SSNPT	286.99

Available up to 4" . . . . . Call for Pricing



### Male Threaded Adapter

With NPT Stainless Steel - Socket Fusion

SIZE	TYPE	STOCK NO	EACH
1/2" x 1/2"	A	27NRFM2012SSNPT	39.58
1/2" x 3/4"	A	27NRFM2034SSNPT	44.53
3/4" x 1/2"	A	27NRFM2512SSNPT	39.58
3/4" x 3/4"	A	27NRFM2534SSNPT	44.53
1" x 3/4"	A	27NRFM3234SSNPT	44.53
1" x 1"	A	27NRFM321SSNPT	177.89
1 1/4" x 1"	C	27NRFM401SSNPT	183.82
1 1/4" x 1 1/4"	B	27NRFM40114SSNPT	230.33
1 1/2" x 1 1/4"	D	27NRFM50114SSNPT	238.49
1 1/2" x 1 1/2"	B	27NRFM50112SSNPT	260.02
2" x 1 1/2"	D	27NRFM63112SSNPT	267.19
2" x 2"	B	27NRFM632SSNPT	311.73

Available up to 4" . . . . . Call for Pricing

### Grooved Mechanical Adapter Long Spigot

For butt fusion or electrofusion welding.

SIZE	TYPE	STOCK NO	EACH
2" x 2"	A	27NRV6311	311.73
3" x 3"	A	27NRV9011	717.46
4" x 4"	A	27NRV12511	1113.30



# PP-RCT Pipe and Fittings (08C)

## Niron • Socket Fusion

nupiamericas.com



### Unions

#### Socket Fusion

SIZE	STOCK NO	EACH
<b>Brass Nut with Socket Fusion Ends</b>		
1/2"	27NCSJ2020	87.09
3/4"	27NCSJ2525	97.97
1"	27NCSJ4040	190.50
1 1/4"	27NCSJ3232	125.19
1 1/2"	27NCSJ5050	195.94
2"	27NCSJ6363	315.68



### Union Ball Valves

#### Socket Fusion • True Union

SIZE	TYPE	STOCK NO	EACH
1/2"	A	27NRSPRRT20	59.38
3/4"	A	27NRSPRRT25	59.38
1"	A	27NRSPRRT32	59.38
1 1/4"	A	27NRSPRRT40	113.80
1 1/2"	A	27NRSPRRT50	133.60
2"	A	27NRSPRRT63	148.44
2 1/2"	A	27NRSPRRT75	504.70
3"	A	27NRSPRRT90	841.16

### WELDING COLLAR SPIGOT ENDS

#### Socket Fusion • TU Butt Fusion & Electrofusion

SIZE	STOCK NO	EACH
1 1/4"	27NAPPS40	21.77
1 1/2"	27NAPPS50	22.86
2"	27NAPPS63	43.54
3"	27NAPPS90	76.20

### Pipe Reinforcement

#### Self-gripping – Snap-on effect

Keeps plastic pipe straight.  
Reinforcement fits inside insulation.

SIZE X LENGTH	INCH CONVERSION	STOCK NO	EACH
25mm x 10'	3/4"	PRM025	36.54
32mm x 10'	1"	PRM032	43.69
40mm x 10"	1 1/4"	PRM040	52.13
50mm x 10'	1 1/2"	PRM050	60.98
63mm x 10'	2"	PRM063	63.85
75mm x 10'	2 1/2"	PRM075	65.91
90mm x 10'	3"	PRM090	68.62
125mm x 10'	4"	PRM125	193.98
160mm x 10'	6"	PRM160	238.75

**Niron Pipe Clamps  
on Page 1242 & 1510**

### Coupling Style

#### Compression

SIZE	STOCK NO	EACH
1/2"	03NKMAN20	9.53
3/4"	03NKMAN25	11.43
1"	03NKMAN32	16.33
1 1/4"	03NKMAN40	29.94
1 1/2"	03NKMAN50	43.54
2"	03NKMAN63	54.43

### PP Encapsulated Backing Ring

#### ANSI/ASA150

SIZE	STOCK NO	EACH
1"	00FLAACPP321	19.59
1 1/4"	00FLAACPP40114	19.59
1 1/2"	00FLAACPP50112	19.59
2"	00FLAACPP632	26.13
2 1/2"	00FLAACPP75212	36.81
3"	00FLAACPP903	36.81
3 1/2" Socket Fusion/Butt Fusion or		
4" Electrofusion	00FLAACPP1104	44.53
4" Socket Fusion Only	00FLAACPP1254	44.53
5"	00FLAACPP1255A5	55.22
6"	00FLAACPP1606	82.53
8"	00FLAACPP2008	111.03
10"	00FLAACPP25010	150.22

Available up to 14"-24" ..... Call for Pricing

### Gasket Low - Stress EPDM

SIZE	STOCK NO	EACH
1"	00GRET321	16.70
1 1/4"	00GRET40114	18.37
1 1/2"	00GRET50112	18.37
2"	00GRET632	19.49
2 1/2"	00GRET75212	19.49
3"	00GRET903	22.27
4"	00GRET1104	25.05
5"	00GRET1255	25.05
6"	00GRET1606	37.30
8"	00GRET2008	44.53
10"	00GRET25010	83.50
12"	00GRET31512	100.20

Other sizes available up to 24" ..... Call for Pricing

### Niron Flange Adapters and Bolts

Flange Part Number BASED ON SDR-11	Ring Style	SIZE	FLANGE WIDTH	BACKER RING	N HOLES	1/8" GASKET	Backing Washer	CAP SCREW Niron to Niron	CAP SCREW Niron to Steel
27NCRT3211	PE	1"	0.41	0.63	4	0.125	0.125	1/2" X 3-1/4"	1/2" X 2-3/4"
27NCRT4011	PE	1-1/4"	0.43	0.63	4	0.125	0.125	1/2" X3-1/2"	1/2" X 3"
27NCRT5011	PE	1-1/2"	0.47	0.71	4	0.125	0.125	1/2" X3-3/4"	1/2" X 3-1/4"
27NCRT6311	PE	2"	0.66	0.71	4	0.125	0.125	5/8" X 4-1/2"	5/8" X 3-3/4"
27NCRT7511	PE	2-1/2"	0.67	0.71	4	0.125	0.125	5/8" X4-1/2"	5/8" X 3-3/4"
27NCRT9011	PE	3"	0.71	0.79	4	0.125	0.125	5/8" X4-1/2"	5/8" X 4"
27NCRT12511	PE	4"	0.79	LS .94	8	0.125	0.125	3/4" X 5"	3/4" X 4"
27NCRT12511A5	PE	5"	1.02	0.94	8	0.125	0.125	3/4" X 6-1/2"	3/4" X 5"
27NCRT16011	PE	6"	0.96	1.02	8	0.125	0.125	3/4" X 6"	3/4" X 5"
27NCRT20011	PE	8"	1.26	1.02	8	0.125	0.125	3/4" X 7"	3/4" X 5-1/2"
27NCRT25011	PE	10"	1.32	1.18	12	0.125	0.125	7/8" X 7-1/2"	7/8" X 6"
27NCRT31511	EPC	12"	1.77	1.50	12	0.125	0.125	7/8" X 8-1/2"	7/8" X 6-1/2"
27NCRT35511MB	EPC	14"	1.52	1.63	12	0.125	0.125	1" X 8-1/2"	1" X 6-1/2"
27NCRT40011MB	EPC	16"	1.85	1.88	16	0.125	0.125	1" X 9-1/2"	1" X 7"
27NRCT40011MBV**	BV Only	16"	3.17	1.88	16	0.125	0.125	1" X 12-1/2"	1" X 8-1/2"
27NCRT45011MB	EPC	18"	2.30	1.90	16	0.125	0.125	1-1/8" X 10-1/2"	1-1/8" X 8"
27NCRT45011MBV**	BV Only	18"	3.17	1.90	16	0.125	0.125	1-1/8" X 12-1/2"	1-1/8" X 9"
27NCRT50011MB	EPC	20"	2.30	2.13	20	0.125	0.125	1-1/8" X 11"	1-1/8" X 8-1/2"
27NCRT63017MB	PE	24"	2.30	1.81	20	0.125	0.125	1-1/4" X 12-1/2"	1-1/4" X 9-1/2"

### INSTAHEADER™ PEX ADAPTER

#### ASTM F 1960 • Socket Fusion Sidewall

SIZE OR PIPE X PEX	STOCK NO	EACH
2 or 2 1/2" x 1/2"	27NPGS126375	16.82
3 or 4" x 1/2"	27NPGS129010125	16.82
2 or 2 1/2" x 3/4"	27NPGS346375	26.72
3 or 4" x 3/4"	27NPGS349010125	26.72
2 or 2 1/2" x 1"	27NPGS16375	37.60
3 or 4" x 1"	27NPGS19010125	37.60

### PEX ADAPTER

#### Cold Expansion - ASTM F 1960 • Fem. Socket Fusion

SIZE	STOCK NO	EACH
1/2" x 1/2"	27NPR1220	13.06
3/4" x 1/2"	27NPR1225	14.84
3/4" x 3/4"	27NPR3425	16.33
1" x 1"	27NPR0132	27.21

Available up to 2" PEX. .... Call for Pricing

### Pipe Size Chart

U.S. (ANSI) Standards			ISO Standards		
NOMINAL PIPE SIZE (inches)	IPS I.D. Steel	ACTUAL O.D. (inches)	NOMINAL MILLIMETERS Niron	Niron I.D.	ACTUAL O.D. (inches)
1/2"	0.62	0.840	20 mm	0.57	0.79
3/4"	0.82	1.050	25 mm	0.71	0.98
1"	1.05	1.315	32 mm	0.98	1.26
1 1/4"	1.38	1.660	40 mm	1.29	1.57
1 1/2"	1.61	1.900	50 mm	1.61	1.97
2"	2.07	2.375	63 mm	2.03	2.48
2 1/2"	2.49	2.875	75 mm	2.42	2.95
3"	3.07	3.500	90 mm	2.90	3.54
3 1/2"	3.55	4.000	110 mm	3.54	4.33
4"	4.03	4.500	125 mm	4.03	4.92
6"	6.06	6.625	160 mm	5.15	6.30
8"	7.98	8.625	200 mm	6.44	7.87
10"	10.02	10.750	250 mm	8.50	9.84
12"	12.00	12.750	315 mm	10.15	12.40
14"	13.25	13.000	355 mm	11.44	13.98
16"	15.25	16.000	400 mm	12.88	15.75
18"	17.25	18.000	450 mm	14.50	17.72
20"	19.25	20.000	500 mm	16.11	19.69
22"	N/A	N/A	560 mm	18.04	22.05
24"	23.25	24.000	630 mm	21.89	24.80

# PP-RCT Pipe and Fittings (OBC)

## Niron • Electrofusion

nupiamericas.com



### Male Threaded Adapter

With NPT Lead Free Brass use on Butt, Socket or EF

SIZE	STOCK NO	EACH
1/2" x 1/2"	27NRFM732012NPT	23.39
3/4" x 3/4"	27NRFM732534NPT	26.99
1" x 1"	27NRFM9321NPT	49.45
1 1/4" x 1 1/4"	27NRFM1140114NPT	64.32
1 1/2" x 1 1/2"	27NRFM1150112NPT	69.27
2" x 2"	27NRFM11632NPT	89.06
2 1/2" x 2 1/2"	27NRFM1175212NPT	282.04
3" x 3"	27NRFM11903NPT	321.62
4" x 4"	27NRFM111254NPT	346.36



### Female Threaded Adapter

With NPT Lead Free Brass use on Butt, Socket or EF

SIZE	STOCK NO	EACH
3/4" x 3/4"	27NRFF732534NPT	26.99
1" x 1"	27NRFF9321NPT	49.45
1 1/2" x 1 1/2"	27NRFF1150112NPT	69.27
2" x 2"	27NRFF11632NPT	89.06
3" x 3"	27NRFF11903NPT	321.44
4" x 4"	27NRFF111254NPT	346.36



### Coupling

Electrofusion

SIZE	STOCK NO	EACH
1/2"	27NME20	24.50
3/4"	27NME25	27.21
1"	27NME32	30.48
1 1/4"	27NME40	34.83
1 1/2"	27NME50	38.10
2"	27NME63	43.54
2 1/2"	27NME75	52.25
3"	27NME90	68.58
4"	27NME125	119.74
6"	27NME160	152.40
8"	27NME20011	244.93
10"	27NME25011	489.85
12"	27NME31511	653.14

Available up to 24"..... Call for Pricing



### EF Branch Saddle with Rigid Underclamp

Electrofusion

SIZE	STOCK NO	EACH
1 1/4" x 1"	27NCOL4032	48.99
1 1/2" x 3/4"	27NCOL5025	52.25
1 1/2" x 1"	27NCOL5032	52.25
2" x 3/4"	27NCOL6325	56.61
2" x 1"	27NCOL6332	56.61
2" x 2"	27NCOL6363	80.50
2 1/2" x 3/4"	27NCOL7525	60.96
2 1/2" x 1 1/4"	27NCOL7540	60.96
3" x 3/4"	27NCOL9025	101.24
3" x 1"	27NCOL9032	101.24
3" x 2"	27NCOL9063	101.24
4" x 3/4"	27NCOL12525	113.21
4" x 1"	27NCOL12532	113.21
4" x 2"	27NCOL12563	113.21

### EF Tee

Requires butt fusion or electrofusion or socket coupling on outlet side of the tee.



Electrofusion

SIZE	STOCK NO	EACH
1/2"	27NTCE020	20.41
3/4"	27NTCE025	26.94
1"	27NTCE032	29.67
1 1/4"	27NTCE040	32.66
1 1/2"	27NTCE050	40.28
2"	27NTCE063	48.99
2 1/2"	27NTCE075	81.64
3"	27NTCE090	108.86
4"	27NTCE125	272.14
6"	27NTCE160	353.78
8"	27NTCE200	816.42
10"	27NTCE250	1904.99



### Reducer

Electrofusion

SIZE	STOCK NO	EACH
1" x 3/4"	27NRDE3225	30.48
1 1/4" x 1"	27NRDE4032	34.83
1 1/2" x 1"	27NRDE5032	38.10
1 1/2" x 1 1/4"	27NRDE5040	38.10
2" x 1"	27NRDE6332	43.54
2" x 1 1/4"	27NRDE6340	43.54
2" x 1 1/2"	27NRDE6350	43.54
2 1/2" x 2"	27NRDE7563	52.25
3" x 2"	27NRDE9063	68.58
4" x 2"	27NRDE1263	141.51
4" x 3"	27NRDE1290	141.51
4" x 3 1/2"	27NRDE1211	141.51
6" x 3"	27NRDE1690	201.38
6" x 4"	27NRDE1612	217.71
8" x 6"	27NRDE2016	598.71
10" x 8"	27NRDE2520	1061.35

### Branch Fittings with Belt

Electrofusion

SIZE	STOCK NO	EACH
3" x 1 1/4"	27NCOL9040	113.14
3" x 3"	27NCOL9090	157.75
4" x 2 1/2"	27NCOL12575	152.40
4" x 3"	27NCOL12590	157.75
6" x 3/4"	27NCOL16025	113.21
6" x 1"	27NCOL16032	121.92
6" x 2"	27NCOL16063	121.92
6" x 2 1/2"	27NCOL16075	157.84
6" x 3"	27NCOL16090	157.84
6" x 4"	27NCOL160125	201.38
8" x 1"	27NCOL20032	169.71
8" x 3"	27NCOL20090	169.71
8" x 4"	27NCOL200125	201.26

10" & 12" main sizes with various outlets and large diameter saddle bases up to 24" x 8" outlet are available .. Call for pricing

### 90° Elbow

Electrofusion




SIZE	STOCK NO	EACH
1/2"	27NGEM20	16.88
3/4"	27NGEM25	24.50
1"	27NGEM32	24.50
1 1/4"	27NGEM40	26.67
1 1/2"	27NGEM50	31.57
2"	27NGEM63	34.83
2 1/2"	27NGEM75	42.45
3"	27NGEM90	81.64
4"	27NGEM125	217.71
6"	27NGEM160	293.91
8"	27NGEM200	571.50
10"	27NGEM250	1360.71

### 45° Elbow

Electrofusion



SIZE	STOCK NO	EACH
1"	27NCEM32	24.50
1 1/4"	27NCEM40	26.67
1 1/2"	27NCEM50	31.57
2"	27NCEM63	34.83
2 1/2"	27NCEM75	42.45
3"	27NCEM90	81.64
4"	27NCEM125	217.71
6"	27NCEM160	293.91
8"	27NCEM200	571.50
10"	27NCEM250	1360.71



### Male Threaded Transition Branch Saddle with Rigid Underclamp

Electrofusion

SIZE	TYPE	STOCK NO	EACH
2" x 1/2"	A	27NCOLF63M12	88.17
2" x 3/4"	A	27NCOLF63M34	89.26
2" x 1"	A	27NCOLF63M01	105.59
2" x 1 1/2"	B	27NCOLF63M112	154.58
2 1/2" x 1 1/2"	A	27NCOLF75M12	92.53
2 1/2" x 3/4"	A	27NCOLF75M34	93.62



### Female Threaded Transition Branch Saddle with Rigid Underclamp

Electrofusion

SIZE	TYPE	STOCK NO	EACH
2" x 1/2"	A	27NCOLF63F12	83.82
2" x 3/4"	A	27NCOLF63F34	86.00
2" x 1"	A	27NCOLF63F01	105.59
2" x 1 1/2"	C	27NCOLF63F112	154.58
2 1/2" x 1"	A	27NCOLF75F01	109.95
3" x 1"	A	27NCOLF90F01	150.22
4" x 1"	A	27NCOLF125F01	162.20



# PP-RCT Pipe and Fitting Tools <sup>(40)</sup>

Niron • Ritmo America

nupiamericas.com

## Electrofusion

### ElectroFusion Welding Unit

Model E9001P/110 • 115v 1500 VA • Orange Case  
1/2" - 6" ElectroFusion Fittings for PPR & HDPE

STOCK NO	EACH
00E9001LP110	4750.10
Rental 00E9001LP110RU	Call for Pricing

Model E9001LP/110 • 115v 2000 VA • Yellow Case  
1/2" - 16" ElectroFusion Fittings for PPR & HDPE

STOCK NO	EACH
00E9001P110	7520.99
Rental 00E9001P110RU	Call for Pricing

### Barcode Scanner Gun Replacement

STOCK NO	EACH
00BCSCAN	359.62



### Elektra 500

Working range up to 18" IPS  
ElectroFusion Fittings for PPR & HDPE  
120v 50-60Hz • Laser Scanner • Transport Case

STOCK NO	EACH
Rental ELEKTRA500RU	Call for Pricing



### Elektra 1000

Working range up to 36" DIPS  
ElectroFusion Fittings for PPR & HDPE  
230v 50-60Hz • Laser Scanner • Transport Case

STOCK NO	EACH
Rental ELEKTRA1000RU	Call for Pricing



### Automatic Multifunction Welding Unit with Barcode Scanner

110v • 1/2" - 24"

STOCK NO	EACH
Rental 00E9001110RU	Call for Pricing



### IntegriFuse™ Mechanical Scraper

- Mechanically Operated
- Easy to use
- Removes Pipe Oxidation Layer
- Pressure Sensitive Cutter

STOCK NO	EACH
Working Range 2 1/2" IPS to 8" IPS	
SCRINT200	1485.00
Replacement Blades	
SCRINTBLADEKIT	503.71

Rental SCRINT200RU ..... Call for Pricing



### RTC Pipe Scrapers

Essential patented (RTC series) tools for plastic pipes preparation before electrofusion.

STOCK NO	EACH
Working Range 1 1/2" IPS to 6" IPS	
RTC160	2754.00
Rental	
RTC160RU	Call for Pricing
Working Range 2 1/2" IPS to 12" IPS	
RTC315	2766.44
Rental	
RTC315RU	Call for Pricing
Rental • Working Range 14" IPS to 28" IPS	
RTC710RU	Call for Pricing

### Replacement Blades and Screws

For use with RTC Scrapers & Turbos

DESCRIPTION	STOCK NO	EACH
Blades	RTCBLADES	111.31
Screws for Blades	RTCSCREWS	1.80

### Modular Rotary Scraper

For large sizes 10"(250mm)-32"(812mm)

STOCK NO	EACH
00RAT10	14472.96
Rental 00RAT10RU	Call for Pricing



### Turbo Pipe Scrapers

TURBO Scrapers are simple and easy to use with your drill. The fast rotating tool allows fast and precise scraping needed to prepare the pipe OD for Electrofusion with minimal effort. Millimeter Pipe Sizes 20 mm to 125 mm in SDR 7.3 thru 17.

For Pipe and ElectroFusion Fitting Preparation

SIZE	METRIC	STOCK NO	EACH
1/2"	20MM	99890000	430.01
3/4"	25MM	99890001	430.01
1"	32MM	99890002	447.74
1 1/4"	140MM	99890003	492.53
1 1/2"	50MM	99890004	511.97
2"	63MM	99890005	511.97
2 1/2"	75MM	99890006	699.84
3"	90MM	99890007	750.06
4"	125MM	998900073	861.84

ElectroFusion 1/2" - 2" Turbo Rental Kit  
SCRAPPERKITRU ..... Call for Pricing



## Socket Fusion

### Cold Rings

Socket Fusion (1/2" - 2")

Used to clamp, hold and round at the desired place of the pipe in order to weld it properly.

STOCK NO	EACH
20MMCOLDRING	170.54
25MMCOLDRING	170.54
32MMCOLDRING	170.54
40MMCOLDRING	170.54
50MMCOLDRING	189.48
63MMCOLDRING	189.48



### Metal Chamfering Tools

Socket Fusion (1/2" - 4")

Bevels the outside edge of a pipe end for socket fusion.

STOCK NO	EACH
20MMCHAMFER	78.25
25MMCHAMFER	79.95
32MMCHAMFER	81.65
40MMCHAMFER	85.05
50MMCHAMFER	182.15
63MMCHAMFER	190.84
75MMCHAMFER	195.72
90MMCHAMFER	233.61
125MMCHAMFER	276.88



### Beveling Plastic Tool

Ranges 20 to 40 mm (1/2" - 1 1/4")

STOCK NO	EACH
00SMUSS2062	131.37



### Drill for PPR InstaBranch Saddles

With Socket Fusion Outlets (NGS or NGSF)

OUTLET	MAIN PIPE	STOCK NO	EACH
1/2 - 3/4"	1 1/4 - 3"	00FGS254090	232.96
1/2 - 3/4"	4 - 12"	00FGS25110315	233.80
1"	2 - 4"	00FGS3263125	232.96
1"	6 - 12"	00FGS32160315	232.96
1 1/4"	4 - 24"	00FGS40	277.33
1 1/2"	4 - 24"	00FGS50	554.65
2"	4 - 24"	00FGS63	554.65



### Pipe Fusion Surface Pyrometer Thermometer

- K-type Digital Thermocouple Thermometer Dual-Channel
- Range: -328°F to 2501°F
- Accuracy: ±1.5% or 7.5°F @ 500°F
- 3 AAA Batteries (Included)
- Auto Off
- Type K Surface Probe

STOCK NO	EACH
FUSIONPYROMETER	276.95



# PP-RCT Pipe and Fitting Tools <sup>(40)</sup>

Niron • Ritmo America • McElroy

nupiamericas.com

## Socket Fusion

### Heater Bushing Sockets

Working range 20mm to 125mm (1/2" - 4")

STOCK NO	EACH
20MMSOCKET	70.65
25MMSOCKET	88.65
32MMSOCKET	90.20
40MMSOCKET	108.23
50MMSOCKET	123.23
63MMSOCKET	153.27
75MMSOCKET	151.32
90MMSOCKET	204.86
125MMSOCKET	302.30



### Socket Fusion Heater Tool Bags

FITS	STOCK NO	EACH
1/2 - 4" Heater Tool Bag . R125HEATBAG		208.51

### Heater Die Pair for InstaBranch Saddles

For use with Socket Fusion Kits

MAIN PIPE	SADDLE	STOCK NO	EACH
1/4"	1/2 - 3/4"	95307129	196.23
1/2"	1/2 - 3/4"	95307130	196.23
2"	1/2 - 3/4"	95307131	196.23
2 1/2"	1/2 - 3/4"	95307132	196.23
3"	1/2 - 3/4"	95307133	208.48
4"	1/2 - 3/4"	95307135	233.02
6"	1/2 - 3/4"	95307136	306.62
8"	1/2 - 3/4"	95307137	490.57
2"	1"	95307101	196.23
2 1/2"	1"	95307102	196.23
3"	1"	95307103	208.48
4"	1"	95307109	233.02
6"	1"	95307113	306.62
8"	1"	95307117	490.57
10"	1"	95307121	515.10
3"	1 1/4"	95307104	208.48
4"	1 1/4"	95307110	233.02
6"	1 1/4"	95307114	306.62
8"	1 1/4"	95307118	490.57
10"	1 1/4"	95307122	515.10
3"	1 1/2"	95307100	208.48
4"	1 1/2"	95307111	233.02
6"	1 1/2"	95307115	306.62
8"	1 1/2"	95307119	490.57
10"	1 1/2"	95307123	515.10
4"	2"	95307112	306.62
6"	2"	95307116	232.06
8"	2"	95307120	490.57
10"	2"	95307124	515.10
12"	2"	95307128	576.54

Available 4" outlets up to 24" mains Call for Pricing



### (41) Spider 125 Series 2

63mm - 125mm (2" - 4" Niron)

Ideal for performing socket fusions overhead, vertically and other tight indoor spaces.

Features:

- New jaw clamping system maintains roundness of pipe, improves force distribution
- Strong gearbox and self-locking drive handle for proper alignment and constant fusion pressure
- Lightweight and compact
- Universal clamping jaw system fits all pipe brands and fittings; inserts not required

STOCK NO	EACH
A467602	6053.40
Rental A467602RU	Call for Pricing



### Prisma Up 90 Sidewall Socket Fusion Machine

The machine is designed to weld special PP-R joints like collectors and reduced branches.

- Working range: Main pipe Ø 40 ÷ 250 mm; branch pipe: 20 ÷ 90 mm.

STOCK NO	EACH
PRISMAUP90	5124.69

### Prisma Up 90 Hole Saws

SIZE	STOCK NO	EACH
20/25MM	2025MMHOSA	206.74
32MM	32MMHOSA	206.74
40MM	40MMHOSA	206.74
50MM	50MMHOSA	413.47
63MM	63MMHOSA	413.47
75MM	75MMHOSA	420.49
90MM	90MMHOSA	420.49

### Hornet™ Outlet Fusion Tool

Polypropylene outlet fusion for branch sizes 20mm to 63mm on to 40mm to 630mm main sizes

Features:

- Anodized aluminum wear surfaces
- Quick-change drill and fitting adapter
- Rack and pinion drive for smooth operation
- Self-centering base design ensures fusion operations align on center of pipe
- Integrated ratchet strap allows operation across wide range of pipe sizes
- Light weight and compact
- Carriage locks in position

STOCK NO	EACH
Rental ASW25001RU	Call for Pricing



### (41) Socket Fusion Kit

Features:

- Microprocessor control to precisely set & monitor heater temperature in all field conditions
- Heaters are field serviceable, including the electronics
- 20 ft. power cord
- Two heater stands included in all Heater Kits, providing three mounting options: Toolbox, Bench or Freestanding
- Socket adapters have a durable Teflon coating with size and part number clearly marked
- Durable custom toolbox

20mm - 63mm (1/2" - 2") • 120V

STOCK NO	EACH
ASW30001	1225.80



### (41) Socket Heater Kit

Requires BOTH items to make a kit

STOCK NO	EACH
For 20mm - 125mm (1/2" - 4") • 100 - 120V, 1 Phase	
ASW20301	1031.40
Adapter Kit 20mm - 125mm • Brushing & Case Only	
ASW30401	1979.10



### (41) PRISMA JIG Socket Fusion

A socket welding machine for HDPE, PP & PP-R, PVDF, PB from OD 63 through 125 mm. Machine displays a steel frame that can be used as a support to the aligning body; the unit distinguishes itself by being able to work in tight spaces, after a swift releasing manoeuvre of the frame.

STOCK NO	EACH
Rental JIGKITRU	Call for Pricing



## Butt Fusion Machines



(41)

### Acrobat 160

63mm - 160mm (2" - 6")

Includes: 160mm & 125mm jaws

Features:

- Small footprint, lightweight
- Tool-less conversion from 4-jaw to 3-jaw carriage for tight work spaces
- Narrow jaws allow fusions for flanges to outlet branch of tees and most fittings
- Hard anodized aluminum wear surfaces

Includes: Fusion machine, facer, heater, insulated heater stand, facer stand, Acrobat HPU (Hydraulic Power Unit) 120V & shipping container.

STOCK NO	EACH
A714501	23665.50
Rental A714501RU... Call for Pricing	
<b>Replacement Blades for Acrobat 160</b>	
STOCK NO	EACH
710604	317.25

(41)

### Butt Fusion Insert Jaws

For Acrobat 160 & 250

SIZE	STOCK NO	EACH
75MM (2 1/2")	716810	689.85
90MM (3")	716808	689.85
110MM (3 1/2")	716804	689.85
125MM (4")	716802	689.85
160MM (6")	2503812	1888.65
200MM (8")	2503813	2124.90

#### Rentals

SIZE	STOCK NO	EACH
63MM	716812RU	Call for Pricing
75MM (2 1/2")	716810RU	Call for Pricing
90MM (3")	716808RU	Call for Pricing
110MM (3 1/2")	716804RU	Call for Pricing
125MM (4")	716802RU	Call for Pricing



(41)

### Acrobat 250

63mm - 250mm (2" - 10")

Includes: 250mm, 200mm & 160mm jaws

Features:

- Small footprint, lightweight
- Tool-less conversion from 4-jaw to 3-jaw carriage for tight work spaces
- Narrow jaws allow fusions for flanges to outlet branch of tees and most fittings
- Hard anodized aluminum wear surfaces

Includes: Fusion machine, facer, heater, insulated heater stand, facer stand, Acrobat HPU (Hydraulic Power Unit) 120V & shipping container.

STOCK NO	EACH
A2500101	34663.95
Rental A2500101RU... Call for Pricing	
<b>Replacement Blades for Acrobat 250</b>	
STOCK NO	EACH
T1208602	587.25



### ACROBAT™ 315 with EP800AD HPU

Includes fusion machine, 200mm to 315mm (8" - 12") inserts, facer, heater, insulated heater stand, facer stand, HPU (Hydraulic Power Unit) and shipping container.

**Low Force Carriage, 120V EP800AD HPU**

STOCK NO	EACH
A31500101	39374.10
Rental A31500101RU... Call for Pricing	

### 99% Isopropyl Alcohol

1 Gallon

STOCK NO	EACH
2907	63.34

(08C)

### White Bead Tape

SELF AMALGAMATING TAPE TO PROTECT WELDING BEAD FROM UV

SIZE	STOCK NO	EACH
2"	00TAPE02	229.59



## IPS & MM Pipe Clamps



### BISMAT® Flash

- single screw clamp
- with BISMAT® Flash quick locking system
- clamp easy to close with one hand
- locking screw can be secured without tools
- material: steel
- zinc plated
- noise insulating lining, EPDM rubber, black
- age resistant lining
- sound insulating lining according DIN 4109
- tested for fire safety

For use with 3/8" Threaded Rod

IPS	NIRON (MM)	STOCK NO	EACH
1/2"	20 mm	CR3379023	3.72
3/4"	25 mm	CR3379028	3.88
1"	32 mm	CR3379035	4.19
1 1/4"	40 mm	CR3379043	5.13
1 1/2"	50 mm	CR3379051	5.49
2"	63 mm	CR3379063	6.03

### W2000 Cushion Strut Clamp



- alternative to the Cushion Clamp
- one-piece design - no loose parts
- easier, faster, safer - installs with one hand
- 3-way screw head - Phillips, flat and hex
- design allows one clamp to fit multiple sizes
- W Series Clamps are boxed for easy handling
- material: steel 1.0242
- high grade Zn-Mg based coating
- rubber lining protects against corrosion
- noise/vibration insulating lining
- age resistant lining

IPS	NIRON (MM)	STOCK NO	EACH
1/2"	20 mm	2025012	2.23
3/4"	25 mm	2025014	2.53
1"	32 mm	2025016	4.22
1 1/4"	40 mm	2025020	5.18
1 1/2"	50 mm	2025022	5.49
2"	63 mm	2025026	6.27

### BIS Heavy Duty Clamp HD1501



- two-part clamp with two locking bolts
- up to and including 5": locking nut is captive
- heavy design
- bolts secured with anti-loss washer
- with CO2 welded connection nut
- material: steel
- surface protection:
  - part of the BIS UltraProtect® 1000 system
  - suitable for in and outdoor applications
- noise insulating lining, EPDM rubber, black
- age resistant lining
- sound insulating lining according DIN 4109
- tested for fire safety

For use with 1/2" & 3/8" Threaded Rod

IPS	NIRON (MM)	STOCK NO	EACH
3/4"	25 mm	33178029	14.22
1"	32 mm	33178035	18.31
1 1/4"	40 mm	33178045	16.43
1 1/2"	50 mm	33178051	16.94
2"	63 mm	33178064	18.40
2 1/2"	75 mm	33178078	17.75
3"	90 mm	33178092	17.98
4" IPS ONLY	--	33178116	21.75
4" Niron	125 mm	33178133	25.87
6"	160 mm	33178169	40.82
--	200 mm	33178204	45.88
--	250 mm	33178250	47.20
12"	315 mm	33178325	73.21

# No-Hub Cast Iron Pipe and Fittings <sup>(10)</sup>

charlottepipe.com



## No-Hub Pipe

10' Length

PIPE SIZE	STOCK NO	EACH LENGTH
1 1/2"	112X10NH	325.50
2"	2X10NH	326.07
3"	3X10NH	450.94
4"	4X10NH	585.37
5"	5X10NH	842.06
6"	6X10NH	1006.32
8"	8X10NH	1564.69
10"	10X10NH	2658.57
12"	12X10NH	3861.93

## 1/4 Bend



SIZE	STOCK NO	EACH
1 1/2"	112NHL	44.25
2"	2NHL	48.18
3"	3NHL	67.31
4"	4NHL	99.37
5"	5NHL	223.68
6"	6NHL	248.06
8"	8NHL	674.81

## 1/4 Bend Reducing



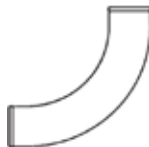
SIZE	STOCK NO	EACH
4x3	4X3NHL	201.74

## Short Sweep



SIZE	STOCK NO	EACH
2"	2NHSSL	67.31
3"	3NHSSL	87.75
4"	4NHSSL	155.25
5"	5NHSSL	272.07
6"	6NHSSL	285.75
8"	8NHSSL	739.50
10"	10NHSSL	1349.24
12"	12NHSSL	4212.93
15"	15NHSSL	5518.13

## Long Sweep



SIZE	STOCK NO	EACH
1 1/2"	112NHLRL	112.50
2"	2NHLRL	105.00
3"	3NHLRL	127.13
4"	4NHLRL	202.31
5"	5NHLRL	365.81
6"	6NHLRL	447.00



## Double 1/4 Bend

SIZE	STOCK NO	EACH
2"	2NHDL	108.57

## 1/4 Bend with 2" Low Heel Inlet



SIZE	STOCK NO	EACH
3"	3X2NHHL	106.31
4"	4X2NHHL	135.57

## Tapped 1/4 Bend



SIZE	STOCK NO	EACH
1 1/2"	112NHFAL	59.82
2 x 1 1/2"	2X112NHFAL	55.69
2 x 2"	2NHFAL	81.93

## 1/6 Bend



SIZE	STOCK NO	EACH
2"	2NH60L	50.63
3"	3NH60L	65.62
4"	4NH60L	87.75

## 1/8 Bend



SIZE	STOCK NO	EACH
1 1/2"	112NH45L	36.75
2"	2NH45L	41.43
3"	3NH45L	55.69
4"	4NH45L	72.94
5"	5NH45L	151.69
6"	6NH45L	161.43
8"	8NH45L	464.99
10"	10NH45L	883.68
12"	12NH45L	1786.50
15"	15NH45L	3563.43

## 1/16 Bend



SIZE	STOCK NO	EACH
1 1/2"	112NH22L	38.81
2"	2NH22L	42.38
3"	3NH22L	49.32
4"	4NH22L	65.25
5"	5NH22L	144.37
6"	6NH22L	174.57
8"	8NH22L	277.68



## Sanitary Tee

SIZE	STOCK NO	EACH
1 1/2"	112NHST	62.06
2 x 1 1/2"	2X112NHST	67.31
2"	2NHST	66.38
3 x 1 1/2"	3X112NHST	78.56
3 x 2"	3X2NHST	72.56
3"	3NHST	81.93
4 x 2"	4X2NHST	104.06
4 x 3"	4X3NHST	119.06
4"	4NHST	155.06
5 x 2"	5X2NHST	258.94
5 x 3"	5X3NHST	272.07
5 x 4"	5X4NHST	279.94
6 x 2"	6X2NHST	267.56
6 x 4"	6X4NHST	279.94
5"	5NHST	362.06
6"	6NHST	369.00
8 x 4"	8X4NHST	788.99
8"	8NHST	1496.06

## Sanitary Cross




SIZE	STOCK NO	EACH
1 1/2"	112NHSX	93.74
2"	2NHSX	113.06
3x2"	3X2NHSX	155.63
3"	3NHSX	174.19
4x2"	4X2NHSX	222.18
4x3"	4X3NHSX	268.12
4"	4NHSX	329.99

## Side Outlet Sanitary Tee



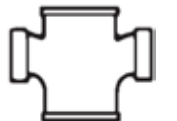
SIZE	STOCK NO	EACH
3x3x2LH	3X3X2NHLST	281.62
3x3x2RH	3X3X2NHRST	281.62

## Sanitary Tapped Tee



SIZE	STOCK NO	EACH
1 1/2 x 1 1/2"	112NHTST	81.93
2 x 1 1/4"	2X114NHTST	81.93
2 x 1 1/2"	2X112NHTST	72.56
2 x 2"	2X2NHTST	83.44
3 x 1 1/2"	3X112NHTST	98.81
3 x 2"	3X2NHTST	115.68
3 x 3"	3X3NHTST	213.56
4 x 1 1/2"	4X112NHTST	102.56
4 x 2"	4X2NHTST	116.25

## Sanitary Tapped Cross



SIZE	STOCK NO	EACH
1 1/2 x 1 1/2"	112X112NHTSX	103.13
2 x 1 1/2"	2X112NHTSX	101.06
2 x 2"	2X2NHTSX	119.81

# No-Hub Cast Iron Pipe and Fittings <sup>(10)</sup>

charlottepipe.com

## Test Tees - less Plug



SIZE	STOCK NO	EACH
2"	2X2NHHT	59.99
3"	3X3NHHT	98.63
4"	4X4NHHT	173.06
5"	5X5NHHT	355.87
6"	6X6NHHT	378.38
8"	8X8NHHT	966.18
10"	10X10NHHT	1804.32

## Wye



SIZE	STOCK NO	EACH
1 1/2"	112NHY	62.82
2"	2NHY	61.32
3x2"	3X2NHY	66.38
3"	3NHY	89.44
4x2"	4X2NHY	95.07
4x3"	4X3NHY	124.50
4"	4NHY	143.25
5x2"	5X2NHY	210.18
5x3"	5X3NHY	295.12
5x4"	5X4NHY	303.56
5"	5NHY	339.19
6x3"	6X3NHY	295.12
6x4"	6X4NHY	303.56
6x5"	6X5NHY	368.44
6"	6NHY	380.62
8x3"	8X3NHY	476.63
8x4"	8X4NHY	522.19
8x5"	8X5NHY	632.62
8x6"	8X6NHY	642.18
8"	8NHY	896.25
10"	10NHY	1989.00
12"	12NHY	3917.07
10x4"	10X4NHY	1379.25
10x6"	10X6NHY	1443.74
10x8"	10X8NHY	1732.50
15"	15NHY	9111.57

## Double Wye



SIZE	STOCK NO	EACH
2"	2NHDY	97.50
3x2"	3X2NHDY	151.69
3"	3NHDY	179.81
4"	4NHDY	365.07
4x2"	4X2NHDY	201.74
4x3"	4X3NHDY	228.00
5x4"	5X4NHDY	484.31
6x4"	6X4NHDY	520.68
6"	6NHDY	644.44
8"	8NHDY	1898.25

## Combination Wye & 1/8 Bend



SIZE	STOCK NO	EACH
1 1/2"	112NHLYT	66.74
2x1 1/2"	2X112NHLYT	74.44
2"	2NHLYT	70.12
3x2"	3X2NHLYT	87.75
3"	3NHLYT	110.25
4x2"	4X2NHLYT	114.18
4x3"	4X3NHLYT	162.38
4"	4NHLYT	213.00
5x3"	5X3NHLYT	362.62
5x4"	5X4NHLYT	400.50
5"	5NHLYT	434.25
6x2"	6X2NHLYT	295.12
6x3"	6X3NHLYT	358.13
6x4"	6X4NHLYT	342.56
6"	6NHLYT	582.94
8x4"	8X4NHLYT	710.44
8x6"	8X6NHLYT	1062.56
8"	8NHLYT	1363.31

## Double Combination Wye & 1/8 Bend



SIZE	STOCK NO	EACH
2"	2NHDTY	166.68
3x2"	3X2NHDTY	218.25
3"	3NHDTY	256.50
4x2"	4X2NHDTY	318.56
4x3"	4X3NHDTY	334.13
4"	4NHDTY	504.37

## Upright Wye



SIZE	STOCK NO	EACH
2"	2NHUY	107.81
4x2"	4X2NHUY	148.12
3"	3NHUY	147.38
3x2"	3X2NHUY	105.56
4"	4NHUY	389.81
4x3"	4X3NHUY	196.87

## Short Reducer



SIZE	STOCK NO	EACH
2x1 1/2"	2X112NHR	34.87
3x2"	3X2NHR	34.68
4x2"	4X2NHR	52.31
4x3"	4X3NHR	52.31
5x3"	5X3NHR	97.50
5x4"	5X4NHR	101.06
6x2"	6X2NHR	144.37
6x3"	6X3NHR	140.82
6x4"	6X4NHR	140.82
6x5"	6X5NHR	144.37
8x4"	8X4NHR	217.31
8x5"	8X5NHR	245.44
8x6"	8X6NHR	241.69
10x4"	10X4NHR	426.75
10x6"	10X6NHR	451.13
10x8"	10X8NHR	528.94
12x6"	12X6NHR	946.12
12x8"	12X8NHR	973.12
12x10"	12X10NHR	989.25

## Tapped Adapters



SIZE	STOCK NO	EACH
1 1/2"	112NHTA	53.43
2x2"	2X2NHTA	55.31
2x1 1/2"	2X112NHTA	55.31

## Tapped Ferrule - less Plug



SIZE	STOCK NO	EACH
2x1 1/2"	2X112NHCO	45.37
3x2 1/2"	3X212NHCO	51.75
4x3 1/2"	4X312NHCO	57.56
5x4"	5X4NHCO	136.50
6x5"	6X5NHCO	128.82
8x6"	8X6NHCO	310.69

## Blind Plug



SIZE	STOCK NO	EACH
1 1/2"	112NHBP	24.00
2"	2NHBP	24.19
3"	3NHBP	34.87
4"	4NHBP	55.31
5"	5NHBP	101.06
6"	6NHBP	105.56
8"	8NHBP	280.31
10"	10NHBP	413.25
12"	12NHBP	654.75
15"	15NHBP	1124.25

## Figure Five Double Fixture



SIZE	STOCK NO	EACH
2"	2NHDF	160.88
3"	3NHDF	400.32
4"	4NHDF	651.38

## Figure One



SIZE	STOCK NO	EACH
1 1/2" Tapped (Sides)		
2 x 1 1/2"	EZS1	165.75

# No-Hub Cast Iron Pipe and Fittings

## Charlotte Pipe

charlottepipe.com



(10)

### P-Trap

SIZE	STOCK NO	EACH
1 1/2"	112NHPT	74.44
2"	2NHPT	70.12
3"	3NHPT	153.75
4"	4NHPT	272.07
6"	6NHPT	659.62



(10)

### Deep Seal P-Trap

SIZE	STOCK NO	EACH
2"	2NHDPT	164.07
3"	3NHDPT	264.18
4"	4NHDPT	419.62



(10a)

### No-Hub Coupling

SIZE	STOCK NO	EACH
1 1/2"	112NHC	9.36
2 x 1 1/2"	2X112NHC	10.91
2"	2NHC	9.36
3"	3NHC	11.22
3 x 2"	3X2NHC	17.05
4"	4NHC	13.24
4x3"	4X3NHC	20.24
5"	5NHC	32.25
6"	6NHC	33.51
8"	8NHC	63.38
10"	10NHC	83.68
12" (extra heavy)	12NHC	326.19
15" (extra heavy)	15NHC	456.78

## Husky

anaco-husky.com



(02)

### White 5/16" Drive Heavy Duty Coupling

SIZE	STOCK NO	EACH
2" (4-Band)	2HD2006	18.25
3" (4-Band)	3HD2008	21.05
4" (4-Band)	4HD2010	24.49
5" (6-Band)	5HD2012	50.36
6" (6-Band)	6HD2014	57.41
8" (6-Band)	8HD2016	118.36
10" (6-Band)	10HD2017	152.17

(02)

### Orange 3/8" Drive Super Duty Cplg

SIZE	STOCK NO	EACH
1 1/2" (4-Band)	112SD4002	21.00
2" (4-Band)	2SD4006	22.37
3" (4-Band)	3SD4008	25.86
4" (4-Band)	4SD4010	30.13
5" (6-Band)	5SD4012	61.75
6" (6-Band)	6SD4014	73.11
8" (6-Band)	8SD4016	144.70
10" (6-Band)	10SD4017	186.11
12" (6-Band)	12SD4018	237.56

(02)

### Hi-Torq Flush Sleeve

SIZE	STOCK NO	EACH
3"	HT30033	6.41



(40)

### No-Hub Torque Wrench

MODEL	STOCK NO	EACH
7020	PA7020	31.32

(40)

### Water Manometer

SIZE	STOCK NO	EACH
12" Scale	WAMA	80.10

## Ideal

idealtridon.com



(02)

### Yellow 5/16" Drive Heavy Duty MD Coupling

SIZE	STOCK NO	EACH
1 1/2" 4-Band	6217Y8G	16.33
2" 4-Band	6218Y8G	17.30
3" 4-Band	6219Y8G	19.96
4" 4-Band	6220Y8G	23.21
5" 6-Band	6221Y8G	47.74
6" 6-Band	6222Y8G	54.42
8" 6-Band	6223Y8G	112.21
10" 6-Band	6230Y8G	144.26



(02)

### Green 3/8" Drive Heavy Duty HD Coupling

SIZE	STOCK NO	EACH
1 1/2" 4-Band	6217H8G	18.01
2" 4-Band	6218H8G	19.18
3" 4-Band	6219H8G	22.17
4" 4-Band	6220H8G	25.83
5" 6-Band	6221H8G	52.95
6" 6-Band	6222H8G	62.69
8" 6-Band	6223H8G	124.07
10" 6-Band	6230H8G	159.58

## Black Swan



(18)

### No-Hub Sealant

STOCK NO	EACH
SW04085	43.61



(18)

### Gasket Lubricants Lubri/Fast

SIZE	STOCK NO	EACH
Quart	4080	32.40

(02)

### Ty-Seal

SIZE	STOCK NO	EACH
Quart	QTTYSE	30.65
Gallon	GATYSE	104.49


blackswanmfg.com



# Hub Cast Iron Pipe and Fittings <sup>(10)</sup>


## Service Weight

charlottepipe.com



### Single Hub Pipe

PIPE SIZE	STOCK NO	EACH LENGTH
<b>5 foot lengths</b>		
2"	2X5SVSH	383.41
3"	3X5SVSH	391.95
4"	4X5SVSH	454.36
6"	6X5SVSH	860.68
8"	8X5SVSH	1305.03
10"	10X5SVSH	1846.17
12"	12X5SVSH	2437.01
<b>10 foot lengths</b>		
2"	2X10SVSH	381.71
3"	3X10SVSH	501.88
4"	4X10SVSH	652.28
6"	6X10SVSH	1121.50
8"	8X10SVSH	1745.98
10"	10X10SVSH	2906.23
12"	12X10SVSH	4221.99
15"	15X10SVSH	6170.77



### 30" Double Hub Shorties

SIZE	STOCK NO	EACH
3"	3X30SVDH	371.72
4"	4X30SVDH	421.44



### 1/4 Bend

SIZE	STOCK NO	EACH
2"	2SVL	86.54
3"	3SVL	115.78
4"	4SVL	181.83
6"	6SVL	315.66
8"	8SVL	950.87
10"	10SVL	1389.38
12"	12SVL	1882.24



### 1/4 Bend Short Sweep

SIZE	STOCK NO	EACH
2"	2SVSSL	84.82
3"	3SVSSL	151.62
4"	4SVSSL	232.29
6"	6SVSSL	470.43



### 1/4 Bend Long Sweep

SIZE	STOCK NO	EACH
2"	2SVLRL	131.87
3"	3SVLRL	187.93
4"	4SVLRL	275.93



### 1/6 Bend

SIZE	STOCK NO	EACH
4"	4SV60L	173.31



### 1/8 Bend

SIZE	STOCK NO	EACH
2"	2SV45L	61.67
3"	3SV45L	96.77
4"	4SV45L	141.62
5"	5SV45L	199.14
6"	6SV45L	239.85
8"	8SV45L	716.62
10"	10SV45L	1029.85
12"	12SV45L	1953.17



### 1/16 Bend

SIZE	STOCK NO	EACH
2"	2SV22L	69.71
4"	4SV22L	123.58
6"	6SV22L	209.39



### Sanitary Tee

SIZE	STOCK NO	EACH
2"	2SVST	121.15
3"	3SVST	195.49
4"	4SVST	239.85
3x2	3X2SVST	168.43
4x2	4X2SVST	204.51
4x3	4X3SVST	220.10
6"	6SVST	541.36



### Sanitary Cross

SIZE	STOCK NO	EACH
2"	2SVSX	263.74
4"	4SVSX	400.23



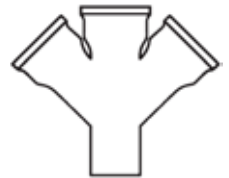
### Clean-out Tee less cover

SIZE	STOCK NO	EACH
3"	3SVCOT	474.09
4"	4SVCOT	503.59
6"	6SVCOT	808.52
8"	8SVCOT	1459.09



### Wye

SIZE	STOCK NO	EACH
2"	2SVY	110.42
3"	3SVY	204.51
4"	4SVY	273.97
5"	5SVY	485.80
6"	6SVY	630.59
8"	8SVY	1541.71
12"	12SVY	6290.46
3x2	3X2SVY	158.68
4x2	4X2SVY	213.04
4x3	4X3SVY	234.74
5x2	5X2SVY	363.19
5x3	5X3SVY	382.68
6x4	6X4SVY	425.10
8x4	8X4SVY	811.44
8x6	8X6SVY	1007.67
10x4	10X4SVY	1389.38
12x4	12X4SVY	2348.04
12x6	12X6SVY	2419.96
12x8	12X8SVY	3019.33
15X8"	15X8SVY	8354.29
15X12"	15X12SVY	8830.58



### Double Wye

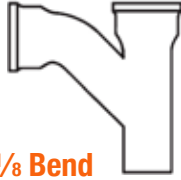
SIZE	STOCK NO	EACH
2"	2SVDY	269.34



# Hub Cast Iron Pipe and Fittings <sup>(10)</sup>

## Service Weight

charlottepipe.com




### Combination Wye & 1/8 Bend

SIZE	STOCK NO	EACH
2"	2SVLTY	151.62
3"	3SVLTY	230.35
4"	4SVLTY	317.84
6"	6SVLTY	762.70
3x2	3X2SVLTY	174.29
4x2	4X2SVLTY	234.74
4x3	4X3SVLTY	276.41
6x4	6X4SVLTY	549.90



### Reducer

SIZE	STOCK NO	EACH
3x2	3X2SVR	84.82
4x2	4x2SVR	96.77
4x3	4x3SVR	110.42
6x4	6X4SVR	222.79
6x5	6X5SVR	239.85
8x4	8X4SVR	371.72
8x6	8X6SVR	381.71
10x4	10X4SVR	559.90
10x6	10X6SVR	626.68
10x8	10X8SVR	627.41
12x6	12X6SVR	977.68
12x10	12X10SVR	1021.07
15x6	15X6SVR	1906.38
15x12	15X12SVR	2173.27



### Blind Plug

SIZE	STOCK NO	EACH
2"	2SVBP	43.63
3"	3SVBP	61.91
4"	4SVBP	75.80



### No 70 Trap

SIZE	STOCK NO	EACH
2"	2SVPT	138.46
3"	3SVPT	206.46
4"	4SVPT	297.38



### No 71 Deep Seal P-Trap

SIZE	STOCK NO	EACH
2"	2SVDPT	245.46
3"	3SVDPT	302.74



### No 73 Running Trap

SIZE	STOCK NO	EACH
4"	4SVRT	582.81



### No 2-253 Plain End Closet Bend

SIZE	STOCK NO	EACH
4x4x16	4X4X16CB	360.99
4x6x16	4X6X16CB	416.08
4x4x16x16	4X4X16X16CB	548.19
3x4x16x16	3X4X16X16CB	533.82
4x3x6x16	4X3X6X16CB	338.81



### TY Seal Gaskets

SIZE	STOCK NO	EACH
2"	2TYSEGA	18.46
3"	3TYSEGA	23.52
4"	4TYSEGA	29.67
5"	5TYSEGA	46.74
6"	6TYSEGA	48.13
8"	8TYSEGA	105.39
10"	10TYSEGA	183.30
12"	12TYSEGA	233.61
15"	15TYSEGA	279.66

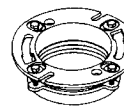


### Closet Collar

With 2" Offset

Lead & Oakum Caulk type to go over pipe

SIZE	STOCK NO	EACH
4x4x2	4X4X2CF	437.54



### CF4 No Caulk Closet Flange

To go over pipe

WIDTH X HEIGHT	STOCK NO	EACH
3x2	3X2CFNC	36.36
4x2	4X2CFNC	36.15
4x3	4X3CFNC	47.63
4x4	4X4CFNC	109.59



### No 2-252 Closet Collar

Lead & Oakum Caulk type to go over pipe

WIDTH X HEIGHT	STOCK NO	EACH
4x1	4X1CF	68.01
4x1 1/2	4X1 1/2CF	68.01
4x2	4X2CF	81.18
4x2 1/2	4X2 1/2CF	89.45
4x3	4X3CF	109.69
4x3x3 (Reducing)	4X3X3CF	122.85
4x4	4X4CF	144.79
4x6	4X6CF	254.23



### Cleanout Plug/less cover

SIZE	STOCK NO	EACH
3 x 2 1/2"	3SVCOP	82.88
4 x 3 1/2"	4SVCOP	101.64
6 x 5"	6SVCOP	192.56
8 x 6"	8SVCOP	368.55



### Type A Cover

Low Square Head  
Rough Brass

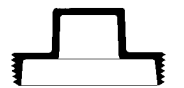
SIZE	STOCK NO	EACH
1 1/2"	112ACOC	53.19
2"	2ACOC	53.19
2 1/2"	212ACOC	75.47
3"	3ACOC	82.49
3 1/2"	312ACOC	117.32
4"	4ACOC	136.49
5"	5ACOC	235.85
6"	6ACOC	491.67
8"	8ACOC	684.99



### Type S Cover

Rough Brass

SIZE	STOCK NO	EACH
1 1/2"	112SCOC	45.95
2"	2SCOC	73.71
2 1/2"	212SCOC	72.16
3"	3SCOC	98.96
3 1/2"	312SCOC	117.32
4"	4SCOC	157.41
5"	5SCOC	262.44
6"	6SCOC	461.97



### Type O Cover

Rough Brass  
Cored High Hex Head

SIZE	STOCK NO	EACH
10"	10OCOC	2960.69



### No-Hub Closet Flange Notched and Slotted

WIDTH X HEIGHT	STOCK NO	EACH
4x3x3 1/2"	4X3X3 1/2NHCF	99.00
4x4x4"	4X4X4NHCF	115.68

## IPS Test Ball Plugs



PIPE SIZE	STOCK NO	EACH
8"	IPS83628	485.06

## IPS Test Plugs

Pressure relief pneumatic test plugs.



PIPE SIZE	STOCK NO	EACH
1 1/2"	IPS83756	58.52
2"	IPS83757	53.73
3"	IPS83758	73.40
4"	IPS83759	85.39

## Cherne Clean-Seal Plugs



SIZE	STOCK NO	EACH
2"	CH271705	58.10
3"	CH271713	62.97
4"	CH271721	64.41

## Hose with Poly-Lift Line

- Great for plugs up to 15"
- 3/16" ID hose
- Threaded connection fittings



SIZE	STOCK NO	EACH
30'	CH261106	259.14

## Poly-Lift Line and Gauge

- Greater lifting strength
- Recommended for plugs 6" to 48"
- Retard gauge helps prevent peg-out damage
- Heavy-duty rubber gauge
- 3/8" heavy-duty ID hose, quick inflation/deflation
- Quick-dump valve for easy deflation



SIZE	STOCK NO	EACH
30'	CH383308	548.31

## Deflection Gauge Fixed SDR 35.5%

- Durable, zinc-plated construction
- Conforms to mandrel sizing specification (blade length = or > nominal pipe size)
- Nine-arm design ensures testing accuracy
- Open design allows debris pass-through



SIZE	STOCK NO	EACH
6"	CH286068	393.36
8"	CH286078	512.07
10"	CH286088	602.44
12"	CH286098	602.44

## Manhole Cover Hook

With 90° Handle



SIZE	STOCK NO	EACH
36"	CH015438	113.42

## Long Test Ball

- Natural-rubber construction
- Compatible with PVC pipes
- Makes sealing wye fittings easy when performing tests on DWV systems
- 13 psi or 30 ft. of head pressure
- Ring and chain assembly help prevent the plug from being drawn into system during testing
- 3 ft. extension hose with car-tire inflation valve



SIZE	STOCK NO	EACH
3"	CH271039	131.52
4"	CH271047	151.44
4-6"	CH271098	344.50

## Pneumatic Test Plugs

- Natural rubber body provides excellent expansion and a great seal in pipe
- Inflatable design can fit through test tees, sanitary tees, floor drains and other hard to access pipe openings
- Ideal for testing pressures up to 13 psi or with 30 ft. of head pressure
- Standard tire air fitting for easy connections.
- Ring and chain assembly helps prevent the plug from being drawn into DWV systems



PIPE SIZE	STOCK NO	EACH
1 1/4-1 1/2"	CH270016	43.15
2"	CH270024	46.68
3"	CH270032	50.49
4"	CH270040	58.42
5"	CH270059	139.58
6"	CH270067	165.16

## Extension Hose

- Ideal for plumbing applications
- Standard tire fitting connections
- Easy to install
- 3/16 in. ID hose



SIZE	STOCK NO	EACH
3'	CH274038	22.16

## Clean-Seal 2® Plugs

Plug, fill and drain a DWV system from any PVC, ABS or cast iron tee.



SIZE	STOCK NO	EACH
3"	CH271838	78.15

## Econ-O-Pump™ Test Pumps

- Test Pumps ensure high performance during inflation of test plugs
- Traditional thumb lock
- 200 psi gauge with cover



STOCK NO	EACH
CH273888	55.58

## Underground Muni-Ball Plugs

- Works in all types of pipe
- Natural rubber seals the roughest of surfaces
- 8", 10" and 12" plugs include two-port plug for easy use in sewer air tests
- Threaded aluminum bypass



SIZE	BYPASS	STOCK NO	EACH
2"	1/8"	CH262010	259.23
3"	1/2"	CH262258	280.13
4"	3/4"	CH262048	280.13
6"	1 1/2"	CH262064	330.39
8"	3"	CH262080	403.72
10"	3"	CH262110	533.29
12"	3"	CH262129	749.24

## Underground Test-Ball Plugs

- Natural rubber for superb expansion & memory
- Seals both round and out-of-round pipe
- Removable inflation valve can be replaced with quick disconnect or if it is damaged
- Features an eye-bolt for use with a poly-lift line
- Block flow or back plug for sewer air testing



PIPE SIZE	STOCK NO	EACH
8"	CH041386	304.20
10"	CH041394	493.86
12"	CH041408	621.55

## Inside of Pipe Gripper Plugs

- Rated for 17 PSI or 40 ft. of head pressure
- Extra large zinc wing nut
- Natural rubber O-ring
- ABS glass-reinforced plates
- Zinc-Plated carriage bolt



PIPE SIZE	STOCK NO	EACH
4"	CH270296	14.58
6"	CH270253	39.45
8"	CH270288	75.06

## Air-Loc Plug (Front)

- Mechanical bonding of natural rubber & end plates eliminates failures of chemical bonding
- Improved performance and safety
- Superior back pressure (15 psi, 1 bar)
- Premium performance and aesthetics
- Lightweight, short and flexible



PIPE SIZE	STOCK NO	EACH
6-12"	CH317128	1079.73

## I-Series Test-Ball Plug

- Mechanical bonding of natural rubber & end plates eliminates failures of chemical bonding
- Improved performance and safety
- Superior back pressure (15 psi, 1 bar)
- Premium performance and aesthetics
- Lightweight, short and flexible



PIPE SIZE	STOCK NO	EACH
6-12"	CH310128	937.01

# Test Plugs

(18)

## Test-Tite Mechanical Test Plug



SIZE	STOCK NO	EACH
2"	IPS83656	88.92
3"	IPS83657	95.85
4"	IPS83658	114.59
6"	IPS83659	455.94

(02)

## Ingot Lead

SIZE	STOCK NO	EACH
Per Lb.	.LBLEAD	7.56

(02)

## Oakum



SIZE	STOCK NO	EACH
5# Box-27" lengths	.5LBOA	55.05

(02)

## Lead Wool



SIZE	STOCK NO	EACH
5 Lb.	.LBLEWO	7.39

(02)

## Kollar Kap Closet Flange Spacer



Installs on 4" closet stub before pouring concrete. Made of molded expandable polystyrene. Height 7", Diameter at top 6"

STOCK NO	EACH
4KOKA	10.64

(18)

## "Twist-Tite" Mechanical Plug



SIZE	STOCK NO	EACH
2"	.2GRPL	9.81
4"	.4GRPL	15.19

(40)

## Model 200 Test Pump



Delivers a large volume of air for testing vents and waste systems in apartments, commercial buildings and residential dwellings.

Check valve, test valve, gauge, and 1 1/2" adaptor

STOCK NO	EACH
TP200	485.60

(02)

## TESTRITE Test Wedge



with Valve.

PIPE SIZE	STOCK NO	EACH
2"	HOTRW2V	45.87
3"	HOTRW3V	51.26

(02)

## Seal Replacement Kit



Used with TESTRITE Test Wedge

SEAL SIZE	STOCK NO	EACH
2"	HOTRR2	8.36
3"	HOTRR3	11.20

(02)

## Test Clean-Out Tee



with Plug.

PIPE SIZE	STOCK NO	EACH
2"	HOTRPVC2AB	22.26
3"	HOTRPVC3AB	29.68

(02)

## Spanner Ring Tool



PIPE SIZE	STOCK NO	EACH
2"-3"	.HOTRT23	58.68

(18)

## Econ-O-Grip Plugs



SIZE	STOCK NO	EACH
1 1/2"	112ECGRPL	3.99
2"	2ECGRPL	4.32
3"	3ECGRPL	6.75
4"	4ECGRPL	8.46
5"	5ECGRPL	16.44
6"	6ECGRPL	18.09

(18)

## Standard "Test Titan" Mechanical Test Plugs



SIZE	STOCK NO	EACH
1 1/2"	.8821	4.99
2"	8822	4.99
3"	8823	7.50
4"	.8824	9.28

(02)

## Gripper Cleanout Plugs



With Neoprene Gasket

For openings with damaged/deteriorated threads. Also used for openings under construction, to keep out debris.

Easy to install and reusable.

SIZE	STOCK NO	EACH
3 1/2"	.312ETCOPL	27.00
4"	4ETCOPL	29.40

(18)

## "Fit-All" Cleanout Plugs



SIZE	STOCK NO	EACH
3"	CS8260	17.85
3 1/2"	CS8261	13.71
4"	CS8262	21.25

(40)

## Drum Trap 4-Way Countersunk Plug Wrench



SIZES	STOCK NO	EACH
3/4", 1", 1 1/8", 1 3/8"	DTPW	34.67

(18)

## Flush Mechanical Clean-out repair plug



SIZE	STOCK NO	EACH
2"	83687	27.49
3"	83688	29.01
3 1/2"	83689	32.66
4"	83690	39.60

(18)

## Counter Sunk ABS Plugs



Tamper Proof

SIZE	STOCK NO	EACH
1 1/2"	CS15	17.64
2"	CS2	18.02
2 1/2"	CS25	21.74
3"	CS3	24.41
3 1/2"	CS35	25.74

**Reserved**

# Roof Flashings (02)



## 4# Sheet Lead

1/16" Thick

SIZE	STOCK NO	EACH
36x36"	.36X36SHLE	155.52
48x48"	.48X48SHLE	276.48

(18)

## 40 MIL PVC Shower Pan Liner

SIZE	STOCK NO	EACH
5'x 40' Roll	5X40PL	453.59

(18)

## 40 MIL PVC Shower Pan Liner

SIZE	STOCK NO	EACH
4'x 50' Roll	4X50PL	453.59

(18)

## Cut to Measure (per running foot)


SIZE	STOCK NO	EACH
4' wide	4PL	10.08
5' wide	5PL	10.08

(18)

## PVC Shower Pan Liner Cement

STOCK NO	EACH
PVLICE	47.74

[maycoindustries.com](http://maycoindustries.com)



## Adjustable Roof Flashing

For corrugated steel roofs. Unaffected by ice and snow, hail storms, vibration, expansion and contraction. On sight installation. Easily customized with a knife or scissors to accommodate a broad range of pipes and vent diameters.

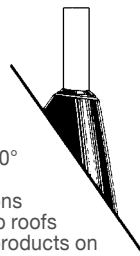
SIZE	STOCK NO	EACH
1/4"-2"	OA14050	36.58
1/4"-3"	OA14051	42.45
3-6"	OA14053	70.59
5-9"	OA14055	101.56



## Oatey All-Flash® No-Calk® Roof Flashing

- Thermoplastic Base
- Rated 180° continuous heat
- Approved for type B installations
- Plastic base for pitch from 0-45°
- Do not use petroleum based products on plastic bases or rubber collars.

SIZE	STOCK NO	EACH
1 1/2, 2, 3"	OA11919	11.11
3, 4"	OA11920	14.97



## Oatey Highrise® Roof Flashing

- Slides over pipe for pitch 10-60°
- Rated 180° continuous heat
- Approved for type B installations
- Not for hot-mopped or built-up roofs
- Do not use petroleum based products on plastic bases or rubber collars.

SIZE	STOCK NO	EACH
1 1/2, 2, 3"	OA11930	18.72
3, 4"	OA11931	24.00

## Sideflash Vertical Flashing

Hard plastic base with elastomeric collar.  
**NOT for use on sloped surfaces**

SIZE	STOCK NO	EACH
1/2"-2 1/2"	OA12805	13.78
3-6"	OA12806	17.15

[oatey.com](http://oatey.com)



## Galvanized Steel Base Roof Cap

SIZE	STOCK NO	EACH
1, 1 1/4, 1 1/2, 2"	NC1	10.70
2"	NC2	18.96
3"	NC3	20.63
4"	NC4	26.78

[ipscorp.com](http://ipscorp.com)



## Olson Roof Cap

SIZE	STOCK NO	EACH
<b>Slant</b>		
2"	21S	42.82
3"	31S	44.86
4"	41S	51.52
<b>Flat</b>		
2"	21F	59.14
3"	31F	63.22
4"	41F	67.29
<b>Tops Only</b>		
Fits 2"	2OLT	33.08
Fits 3"	3OLT	35.44
Fits 4"	4OLT	40.16



## No. 1 Galvanized Code Roof Flanges

SIZE	STOCK NO	EACH
<b>Slant</b>		
2"	21SM	34.67
3"	31SM	38.75
4"	41SM	44.86
<b>Flat</b>		
2"	21FM	57.10
3"	31FM	61.18
4"	41FM	65.47
<b>Tops Only</b>		
Fits 2"	21T	25.99
Fits 3"	31T	28.35
Fits 4"	41T	31.89

[fjmooremf.com](http://fjmooremf.com)



**Pipe Code**

- CI = Cast Iron
- ST = Steel
- XCI = Extra Heavy Cast Iron
- PL = Plastic
- CO = Copper



**PROFLEX  
Fernco Specialty Couplings  
Shielded Transition Coupling**

FOR SIZE AND PIPE TYPE		STOCK NO	EACH
1/2" CI•PL•ST	to 1/2" CI•PL•ST	FE3000150	14.47
2" CI•PL•ST	to 2" CI•PL•ST	FE300022	14.45
2" CI•PL•ST	to 1/2" CI•PL•ST	FE3000215	19.25
3" CI	to 3" PL•ST•XCI	FE300033	22.06
4" CI	to 3" PL•ST•XCI	FE300043	32.21
4" CI	to 4" PL•ST•XCI	FE300044	24.11
5" CI	to 5" PL•ST•XCI	FE300055	51.84
6" CI	to 6" PL•ST•XCI	FE300066	69.36
8" CI	to 8" PL•ST•XCI	FE300088	94.39
3" CI	to 2" CI•PL•ST	FE3004320	22.82
4" CI	to 2" CI•PL•ST	FE3004420	27.78
4" CI	to 3" CI	FE3004430	27.08
5" CI	to 4" CI	FE3004540	58.64
1/2" CI•PL•ST	to 1/4" CO•1" PL	FE3001125	23.36
1/2" CI•PL•ST	to 1/2" CO•1/4" PL	FE3001150	20.22
2" CI•PL•ST	to 1/2" CO•1/4" PL	FE3001215	20.22
2" CI•PL•ST	to 2" CO	FE300122	26.60
3" CI	to 3" CO	FE300133	28.54
1/2" CO	to 1/2" CO•1/4" PL	FE3003150	21.84
2" CO	to 2" CO	FE300322	23.36
3" PL•ST•XCI	to 3" PL•ST•XCI	FE300533	23.17
4" PL•ST•XCI	to 4" PL•ST•XCI	FE300544	27.11
6" PL•ST•XCI	to 6" PL•ST•XCI	FE300566	69.36
3" PL•ST•XCI	to 2" CI•PL•ST	FE300832	29.78
3" PL•ST•XCI	to 3" CO	FE300733	25.49
4" PL•ST•XCI	to 4" CO	FE300744	33.35
Bath Waste Tubing	to 1/2" CI•PL•ST	FE3002150	23.65
Bath Waste Tubing	to 2" CI•PL•ST	FE3002215	26.60
4" Thinwall Plastic	to 4" Sch. 40 Plastic	FE300944	24.71

**Fernco Strong Back  
RC 1056 Series Couplings**

FOR SIZE AND PIPE TYPE		STOCK NO	EACH
2 1/2" PL	to 2" CI•PL	FE105625022RC	41.67
4" PL	to 3" CI•PL	FE105643RC	83.70
4" CI•PL	to 4" CI•PL	FE105644RC	58.76
5" CI	to 3" CI	FE105653RC	84.67
6" CI•PL	to 4" CI•PL	FE105664RC	144.72
6" CI•PL	to 5" CI•PL	FE105665RC	162.72
10" CI•PL	to 10" CI•PL	FE10561010RC	227.48

**Fernco Band Seal End Cap  
For Cast Iron or PVC**

SIZE	STOCK NO	EACH
1/2"	FEQC101	3.56
2"	FEQC102	4.19
3"	FEQC103	5.29
4"	FEQC104	6.80
5"	FEQC105	13.85
6"	FEQC106	14.20
8"	FEQC108	28.70



**Fernco Couplings**

SIZE	DESCRIPTION	STOCK NO	EACH
1/2 x 1/4"	plain ends, cast iron or plastic	FE1056150125	6.78
1/2 x 1/2"	plain ends, cast iron or plastic	FE1056150	6.56
2 x 1/2"	plain ends, cast iron or plastic	FE1056215	7.45
2x2"	plain ends, cast iron or plastic	FE105622	7.05
3x2"	plain ends, cast iron or plastic	FE105632	8.80
3x3"	plain ends, cast iron or plastic	FE105633	9.50
4x3"	plain ends, cast iron or plastic	FE105643	12.83
6"	ductile iron to cast iron or plastic	FE105166	27.49
4x2"	plain ends, cast iron or plastic	FE105642	16.61
4x4"	plain ends, cast iron or plastic	FE105644	11.91
6x4"	plain ends, cast iron or plastic	FE105664	29.89
6x6"	plain ends, cast iron or plastic	FE105666	25.46
8x6"	plain ends, cast iron or plastic	FE105686	47.30
8x8"	plain ends, cast iron or plastic	FE105688	39.18
10x8"	plain ends, cast iron or plastic	FE1056108	64.40
10x10"	plain ends, cast iron or plastic	FE10561010	58.81
12x10"	plain ends, cast iron or plastic	FE10561210	76.01
12x12"	cast iron or plastic, cast iron or plastic	FE10561212	68.61
15x12"	cast iron or plastic, cast iron or plastic	FE10561512	159.98
15x15"	cast iron or plastic, cast iron or plastic	FE10561515	122.61
5" OD x 4.38" OD	plain ends, clay, C.I. or plastic	FE100244	11.91
7.38 OD x 4.38" OD	plain ends, clay, C.I. or plastic	FE100264	29.89
7.38 OD x 6.38" OD	plain ends, clay, C.I. or plastic	FE100266	25.46
9.65 OD x 8.50" OD	plain ends, clay, C.I. or plastic	FE100288	39.18
11.80 OD x 10.60" OD	plain ends, clay, C.I. or plastic	FE10021010	58.81



**Flex-Seal Coupling**

**Socket x Sch. 40 Plastic**

SIZE	STOCK NO	EACH
3x3"	FE105933	37.75
4x4"	FE105944	47.25



**Stainless Steel SRC Shields**

**Max pressure 4.3 PSI, Max Temp. 140°F**


FITS COUPLING NO	STOCK NO	EACH
FE1056150	FESRC9	15.63
FE105622	FESRC11	19.12
FE105633	FESRC15	26.03
FE105644	FESRC19	32.97
FE105666	FESRC25	43.42



**Fernco Donuts**

Sewer pipe compression joint sealers.  
Seal against infiltration and exfiltration.  
Material to material or material transitions.

DESCRIPTION	STOCK NO	EACH
2" Service soil hub to 1/2" PVC/Steel Sch. 40	FE22U139	18.28
4" Service soil hub to 4" Soil	FE44U401	23.90
4" Service soil hub to 3" PVC/Steel Sch. 40	FE44U305	26.78
4" Service soil hub to 4" PVC/Steel Sch. 40	FE44U405	21.65
2" CI XH Hub to 2" PVC/Steel Sch. 40	FE22UX205	16.17
4" CI XH Hub to 3" PVC/Steel Sch. 40	FE44UX305	26.78
4" CI XH Hub to 4" PVC/Steel Sch. 40	FE44UX405	21.65



(02)

**Fernco EZ Tap Sewer Saddle**

- Single band with single drawpoint for quick installation
- Resistant to caustic chemicals, bacteria and fungi

**EZ Tap 4**

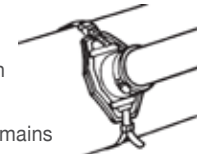
Used to connect 4" lateral pipes to 6" and larger sewer mains

STOCK NO	EACH
4EZTAP	197.67

**EZ Tap 6**

Connects 6" lateral pipes to 8" and larger sewer mains

STOCK NO	EACH
6EZTAP	269.49





## JCM #110 Repair Clamp

SIZE	STOCK NO	EACH
1/2 x 3	12X3110C	14.17
3/4 x 3	34X3110C	14.35
1 x 3	1X3110C	15.86
1 1/4 x 3	114X3110C	16.71
1 1/2 x 3	112X3110C	17.28
2 x 3	2X3110C	19.17
1/2 x 6	12X6110C	25.59
3/4 x 6	34X6110C	27.10
1 1/4 x 6	114X6110C	29.56
1 1/2 x 6	112X6110C	32.11
2 x 6	2X6110C	34.19
2 1/2 x 6	212X6110C	46.75
3 x 6	3X6110C	50.43
4 x 6	4X6110C	53.54
6 x 6	6X6110C	65.54



## JCM #101 Universal Repair Clamp

SIZE	LENGTH	O.D. RANGE	STOCK NO	EACH
2 1/2	7 1/2	2.70-3.13	212X712101C	128.43
3	12	3.46-3.70	3101C	244.96
3-4	12	3.73-4.13	3X12101C	244.96
4	7 1/2	4.74-5.14	4X712101C	167.81
4	12	4.74-5.14	4X12101C	264.98
6	7 1/2	6.84-7.25	6X712101C	198.88
6	12	6.84-7.25	6X12101C	318.34
8	18	8.99-9.39	8X18101C	545.55



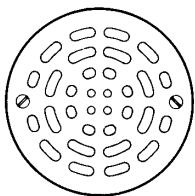
## JCM #242 Repair Clamp

SIZE	STOCK NO	EACH
4 x 10	4X10242C	337.62
6 x 10	6X10242C	459.39

OUTSIDE PIPE DIAMETER										
Outside Pipe Diameter in Inches										
	3/4"	1"	1 1/4"	1 1/2"	2"	3"	4"	5"	6"	8"
Steel										
Iron Pipe Size	1.05	1.315	1.660	1.900	2.375	3.500	4.500	5.56	6.62	8.62
ABS/PVC Plastic										
Schedule 40	1.05	1.315	1.660	1.900	2.375	3.500	4.500	5.56	6.62	8.62
Cast Iron	---	---	---	1.900	2.350	3.350	4.380	5.30	6.30	8.38
Copper	.875	1.125	1.375	1.625	2.125	3.125	4.125	5.125	6.125	8.125
Thinwall Plastic										
Sewer & Drain	---	---	---	---	---	3.250	4.215	5.30	6.27	8.16

# Drains and Accessories

tylerpipe.com



(02)

## #50 Replacement Strainer

SIZE	STOCK NO	EACH
5"	5FDCOV	11.86
5 3/4"	534FDCOV	13.91
6"	6FDCOV	15.34
6 3/8"	638FDCOV	16.03
6 1/2"	612FDCOV	16.03
6 3/4"	634FDCOV	16.54
7"	7FDCOV	20.77
7 1/2"	712FDCOV	24.00
7 7/8"	778FDCOV	25.86
8"	8FDCOV	25.86
8 1/2"	812FDCOV	29.24
8 5/8"	858FDCOV	29.67
9"	9FDCOV	29.67
9 1/2"	912FDCOV	32.55
10"	10FDCOV	39.24

jumbomfg.com



(18)

## G-O-N Glue On Nozzle

The G-O-N downspout nozzle is cast nickel brass construction, with a bonded, threaded & sealed PVC insert, allowing the nozzle to glue directly onto PVC pipe. Escutcheon is furnished in cast nickel-bronze with a security ring.

SIZE	STOCK NO	EACH
3"	RE82702	430.11
4"	RE82704	525.90
6"	RE82705	903.21
8"	RE82707	1312.69

(11)

## EZ Drains

PVC body with nickel bronze strainers

### Slab on grade adjustable drain

OUTLET SIZE	COVER SIZE	COVER TYPE	STOCK NO	EACH
2x3"	5"	Round	EZPV2	52.63
2x3"	6"	Round	EZPV2R6	70.36
2x3"	6"	Square	EZPV2S6	95.53
4"	5"	Round	EZPV4	52.63
4"	6"	Round	EZPV4R6	70.36
4"	6"	Square	EZPV4S6	95.53

### Floor drain with stainless steel deck plate

OUTLET SIZE	COVER SIZE	COVER TYPE	STOCK NO	EACH
2x3"	5"	Round	EZ2PV2	75.51
2x3"	5"	Square	EZ2PV2ST	90.39
4"	5"	Round	EZ2PV4	75.51
4"	5"	Square	EZ2PV4ST	90.39

### Adjustable floor cleanout drains

OUTLET SIZE	COVER SIZE	COVER TYPE	STOCK NO	EACH
3x4"	5"	Round	EZCPV3	85.24
3x4"	6"	Square	EZCPV3S6	107.55
4"	5"	Round	EZCPV4	85.24
4"	6"	Square	EZCPV4S6	107.55

zurn.com



(02)

## Stainless Steel Wall Plates

SIZE	STOCK NO	EACH
3"	SC8703	6.57
4"	SC8704	7.68
5"	SC8705	10.96
6"	SC8706	12.06
8"	SC8708	14.26
10"	SC870810	25.22
12"	SC870812	36.18

### Screws

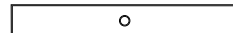
4 1/2"	CPS412	2.85
6"	CPS6	3.59



(02)

## Tapped Wall Bar

SIZE	STOCK NO	EACH
1/4" x 9"	SC870B	4.35



(02)

## White Plastic Wall Plate

SIZE	STOCK NO	EACH
4 1/2"	SC8714	3.78
6 1/2"	SC8716	6.88
8 1/2"	SC8718	10.81



siouxchief.com



(18)

## Dura G-O-N

### High impact polymer Glue on Nozzle

SIZE	STOCK NO	EACH
3"	GON3D	119.87
4"	GON4D	141.13
6"	GON6D	154.13

(18)

## Floor Drain Trap Seal

### SureSeal®

SIZE	STOCK NO	EACH
2"	RE97041	96.59
3"	RE97042	107.77
4"	RE97044	126.36



rectorseal.com

## Series 100 "Topper" Universal Adjustable Access Cover

Medium duty with polished metal top  
Three set screws offer 2" of vertical adjustment

OUTSIDE DIA.	INSIDE DIA.-TOP	INSIDE DIA.-BOTTOM	HEIGHT	STOCK NO	EACH
7 <sup>1</sup> / <sub>8</sub> "	5 <sup>9</sup> / <sub>16</sub> "	6 <sup>5</sup> / <sub>8</sub> "	2 <sup>3</sup> / <sub>4</sub> "	*SC8503T	126.43
9 <sup>1</sup> / <sub>8</sub> "	7 <sup>1</sup> / <sub>4</sub> "	8 <sup>5</sup> / <sub>8</sub> "	2 <sup>3</sup> / <sub>4</sub> "	**SC8504T	189.31

\* Fits 3-4" C.I. or plastic  
\*\* Fits 5-6" C.I. or plastic



## No-Hub Floor Drain Polished Metal Ring and Strainer

PIPE SIZE	TOP DIA.	HEIGHT	STOCK NO	EACH
4"	6 <sup>1</sup> / <sub>2</sub> "	2 <sup>7</sup> / <sub>8</sub> "	SC84424NR	108.41



## Adjustable Floor Drains

PIPE SIZE	DESC.	TOP DIA.	HEIGHT	STOCK NO	EACH
2"	PVC	4 <sup>3</sup> / <sub>8</sub> "	3 <sup>3</sup> / <sub>8</sub> - 5"	SC8422PNR	75.40
2"	ABS	4 <sup>3</sup> / <sub>8</sub> "	3 <sup>3</sup> / <sub>8</sub> - 5"	SC8422ANR	75.40
3"	PVC	5 <sup>1</sup> / <sub>2</sub> "	4 <sup>1</sup> / <sub>4</sub> - 5 <sup>1</sup> / <sub>2</sub> "	SC8423PNR	75.40
4"	PVC	6 <sup>1</sup> / <sub>2</sub> "	4 <sup>1</sup> / <sub>2</sub> - 5 <sup>3</sup> / <sub>4</sub> "	SC8424PNR	91.29



## Toupee-Plus™ Adjustable Cleanout

OUTSIDE DIA.	INSIDE DIA.-TOP	INSIDE DIA.-BOTTOM	HEIGHT	STOCK NO	EACH
<b>Medium Duty with PVC Connection</b>					
4"	4"	5 <sup>7</sup> / <sub>8</sub> "	3 <sup>3</sup> / <sub>4</sub> - 4 <sup>3</sup> / <sub>4</sub> "	SC85144T	120.62
<b>Medium Duty with No Hub Connection</b>					
4"	3 <sup>1</sup> / <sub>2</sub> "	6"	3 <sup>1</sup> / <sub>4</sub> - 4 <sup>3</sup> / <sub>4</sub> "	SC85124T	176.63



## The Adjustable Gripper Stainless Steel Replacement Strainer for Floor Drains

Will connect to openings from 3<sup>1</sup>/<sub>4</sub>" to 6<sup>3</sup>/<sub>4</sub>".  
7<sup>1</sup>/<sub>4</sub>" diameter, 14 gauge.

STOCK NO	EACH
SC8477	44.32



## Gripper Stainless Steel Pipe Strainer

- Heavy Gauge Stainless Steel
- Gripping "fingers" fit snugly inside Sch. 40 pipe

### 847 Series

SIZE	STOCK NO	EACH
2"	SC8472	8.34
3"	SC8473	8.79
4"	SC8474	9.23



## No-Hub Flashing Drain

Cast nickle ring and strainer, PVC top housing and collar. Cast Iron no-hub adapter. Tapped and plugged trap primer connection. Equivalent to: Zurn 415, Smith 2010, Wade 1100, and Josam 30000 series floor drains.



OUTSIDE DIA. TOP	DIAMETER BOTTOM	HEIGHT	STOCK NO	EACH
6 <sup>1</sup> / <sub>2</sub> "	2"	5" - 6 <sup>7</sup> / <sub>8</sub> "	SC86322NR	187.95
6 <sup>1</sup> / <sub>2</sub> "	4"	5" - 6 <sup>7</sup> / <sub>8</sub> "	SC86324NR	187.95

## Adjustable On-Grade Cleanout

Cast nickle ring and cover, Grey PVC top housing, ABS or White PVC adapter. Pre-doped polypro plug included - ready for test. Highly polished cast metal cover provides a fantastic look. Brass female thread inserts for cover screws. Standard threads on cleanout throat for easy adaptably to any FIP adapter.



OUTSIDE DIA. TOP	DIAMETER BOTTOM	HEIGHT	PLUG	STOCK NO	EACH
<b>PVC</b>					
6 <sup>1</sup> / <sub>2</sub> "	3"	4 <sup>1</sup> / <sub>4</sub> " - 5 <sup>1</sup> / <sub>2</sub> "	2 <sup>1</sup> / <sub>2</sub> "	SC8523PNR	120.62
6 <sup>1</sup> / <sub>2</sub> "	4"	4 <sup>1</sup> / <sub>2</sub> " - 5 <sup>3</sup> / <sub>4</sub> "	3 <sup>1</sup> / <sub>2</sub> "	SC8524PNR	120.62

## 821-200 Shower Pan Drain

Square cast metal ring & round strainer.  
Square top is perfect for tile floors. ABS or PVC adapter. PVC top housing & collar.



### Polished Cast Nickel

DESCR.	OUTSIDE DIA. TOP	DIAMETER BOTTOM	HEIGHT	STOCK NO	EACH
ABS	4 <sup>9</sup> / <sub>16</sub> "	2"	3 <sup>15</sup> / <sub>16</sub> " - 5 <sup>15</sup> / <sub>16</sub> "	SC821200ANQ	74.14
PVC	4 <sup>9</sup> / <sub>16</sub> "	2"	3 <sup>15</sup> / <sub>16</sub> " - 5 <sup>15</sup> / <sub>16</sub> "	SC821200PNQ	74.14

See page 107 for Shower Drains



# Drains and Accessories <sup>(11)</sup>

siouxchief.com

## Finish Line Adjustable Drainage System

(Adjustable AFTER the pour)

### Adjustable Floor Drain

Schedule 40 PVC, round nickel, plastic body.

#### No. 832 On-Grade Adjustable Floor Drain • Complete Assembly

OUTSIDE DIA. TOP	DIAMETER BOTTOM	PRE-POUR HEIGHT	STOCK NO	EACH
5 1/2"	2x3"	4.63"-5.5"	SC83225PNR	72.58
6 1/2"	2"	5.5"-6.75"	SC83222PNR	97.44
6 1/2"	3x4"	5.25"-6.5"	SC83236PNR	97.44
6 1/2"	4"	5.5"-6.75"	SC8324PNR	97.44



### Adjustable Flashing Drain

Schedule 40 PVC, round nickel, plastic body.

#### No. 833 Above-Grade Adjustable Floor Drain • Complete Assembly

OUTSIDE DIA. TOP	DIAMETER BOTTOM	PRE-POUR HEIGHT	STOCK NO	EACH
6 1/2"	2"	4.8"-6.05"	SC8332PNR	120.46
6 1/2"	3"	4.8"-6.05"	SC8333PNR	120.46
6 1/2"	4"	4.8"-6.05"	SC8334PNR	120.46



### Adjustable Flashing Drain

Ductile Iron, round nickel-bronze, 1/2" FIP thread, plugged.

#### No. 832 On-Grade Adjustable Floor Drain • Complete Assembly

OUTSIDE DIA. TOP	DIAMETER BOTTOM	PRE-POUR HEIGHT	STOCK NO	EACH
5 1/2"	2"	4 5/8"-5 5/8"	SC83225DNR	173.41



### Adjustable Floor Drain • Rough-In Drain Body

Schedule 40 Hub Connection, PVC body.

SCH. 40 HUB	STOCK NO	EACH
No. 832/833 • PVC Body ONLY • On-Grade		

2"	SC8322PF	26.26
3"	SC83236PF	26.26
4"	SC8324PF	26.26

Schedule 40 Hub Connection, PVC body.

No. 832/833 • ABS Body ONLY • On-Grade		
3"	SC83236AF	26.26

### Adjustable Flashing Drain • Rough-In Drain Body

No-Hub, Push-Joint, or Schedule 40 Hub Connection, PVC body.

#### No. 832/833 • Body ONLY • Above Grade

SCH. 40 HUB	STOCK NO	EACH
2"	SC8332PF	49.27
3"	SC8333PF	49.27
4"	SC8334PF	49.27

### Adjustable Drain • Finish Fixture

#### No. 832/833 • Nickel Finish Fixture ONLY

STRAINER DIA.	STOCK NO	EACH
6 1/2" Round	SC8324HNR	71.19
7 1/16" Square	SC8324HNQ	105.72

### LittleMAX

#### No. 8643-P • Standard On-Grade Drain

Strainer ring can be used as a clamping collar for above-grade applications

STRAINER DIA.	STOCK NO	EACH
7 1/4" Round	SC8643P	73.63



### Sand Bucket

For Use with LittleMAX Drain

STOCK NO	EACH
SC864S	13.61

See page 107 for  
Shower Drains

### Adjustable Cleanout

Schedule 40 PVC, round nickel, plastic body.

#### No. 834 Adjustable Cleanout • Complete Assembly

OUTSIDE DIA. TOP	DIAMETER BOTTOM	PRE-POUR HEIGHT	STOCK NO	EACH
6 1/2"	3"	5 1/4"-6 1/2"	SC8343PNR	119.79
6 1/2"	4"	5 1/2"-6 3/4"	SC8344PNR	119.79

Cast Iron, round nickel-bronze ring & strainer.

#### No. 822 Adjustable Cleanout with Deck Flange • Complete

OUTSIDE DIA. TOP	DIAMETER NO-HUB	ADJ. FINISH HEIGHT	STOCK NO	EACH
5 1/2"	3"	0"-3/4"	SC822C3DNR	199.11



### Adjustable Clean-Out • Finish Fixture

#### No. 834 • Nickel Finish Fixture ONLY

STRAINER DIA.	STOCK NO	EACH
6 1/2" Round	SC8344HNR	89.66
7 1/16" Square	SC8344HNQ	117.03

### Adjustable Clean-Out

DESCRIPTION	STOCK NO	EACH
-------------	----------	------

#### No. 834 • PVC Body ONLY • Sch. 40 Hub Connection

3"	SC8343PF	30.12
4"	SC8344PF	30.12

#### No. 834 • ABS Body ONLY • Sch. 40 Hub Connection

4"	SC8344AF	30.12
----	----------	-------

### Halo Adjustable Floor Drain

Schedule 40 PVC, round nickel, plastic body with deck flange.

DESCRIPTION	ADJ. HEIGHT	STOCK NO	EACH
-------------	-------------	----------	------

#### No. 822 On-Grade Adjustable Floor Drain • Complete Assembly

2" x 3"	0"-3/4"	SC8222PNR	82.24
3" x 4"	0"-3/4"	SC8223PNR	82.24

Cast Iron, round nickel-bronze ring & strainer.

#### No. 822 Adjustable Floor Drain with Deck Flange • Complete

2"	0"-3/4"	SC8222DNR	168.60
----	---------	-----------	--------



### Halo Finish Line Adjustable Floor Drain

#### Finish Fixture

DESCRIPTION	STOCK NO	EACH
Round	SC8323HNR	52.64

(18)

### Perfect Prime

#### Brass Plated Trap Primer Valve

DESCRIPTION	STOCK NO	EACH
1/2" FIP x 1/2" MIP	SC69501	95.43



NOTE: Ductile Iron Style Finish Line  
Available upon request.





# Josam Drains and Accessories <sup>(11)</sup>

mea-josam.com

## Series 21500 Roof Drains

SIZE	STOCK NO	EACH
<b>No-Hub</b>		
2" . . . . .	JO21502Z22	266.42
3" . . . . .	JO21503Z22	266.42
4" . . . . .	JO21504Z22	266.42
6" . . . . .	JO21506Z22	354.66



## Overflow Collar for Series 21500 and 21510

Clamp Ring

SIZE	STOCK NO	EACH
2" . . . . .	JO029276	66.56



## 21500-1 Underdeck Clamp Only For Series 21500 and 21510

STOCK NO	EACH
JO215001 . . . . .	70.38

## Drainage Control Backwater Valve

Manual gate valve, C.I. body, brass working parts, 4" spigot outlet.

STOCK NO	EACH
JO67364 . . . . .	1459.89



## (18) Tru-Gap Air Gap Fixture

2" PVC DWV Solvent Weld  
 • 4<sup>5</sup>/<sub>8</sub>" Overall Width  
 • 2<sup>3</sup>/<sub>32</sub>" Body Height  
 • 1" Hook Depth

STOCK NO	EACH
92534 . . . . .	33.24



## Series 25010 Downspout Nozzel

Cast bronze Downspout Nozzle, loose wall flange connection. For diverting rainwater.

SIZE	STOCK NO	EACH
<b>No-Hub Spigot Outlet</b>		
3" . . . . .	JO25013Z	182.01
4" . . . . .	JO25014Z	182.01
6" . . . . .	JO25016Z	432.05
8" . . . . .	JO25018Z	657.65



## Residential Carriers

### For Siphon Jet Closets Only

PIPE SIZE	DESCRIPTION	STOCK NO	EACH
3"	Single, On-Stack Adapter Type for PVC Plastic Pipe	JO16123	298.11



## Commercial Carriers

### Floor-mount, Concealed Arms

DESCRIPTION	STOCK NO	EACH
For 20x18 Lavatories . . . . .	JO17100202	286.62



### Floor-mounted, Urinal Carrier

Includes hanger plate, adjustable supporting rods, structural uprights and welded feet.

DESCRIPTION	STOCK NO	EACH
Adjustable Height . . . . .	JO17550UR	217.09



### Neoprene Carrier Gasket with Lubricant

STOCK NO	EACH
JONEOGA . . . . .	55.71

### Horizontal No-Hub Fittings

For Siphon Jet or Blowout Closets  
**Less Trim Pack (See Below)**

PIPE SIZE	DESCRIPTION	STOCK NO	EACH
4"	Single Left-Hand, Standard Barrel	JO10674	212.41
4"	Single Right-Hand, Standard Barrel	JO10684	212.41
4"	Back-to-Back, Standard Barrel	JO10694	363.38



### Trim Packs

For Siphon Jet or Blowout Closet.  
**To Complete Horizontal No-Hub Fittings:**  
**One for each single carrier.**  
**Two for each back to back carrier.**

PIPE SIZE	STOCK NO	EACH
4" . . . . .	JO12000	223.05
<b>12" ABS Extension for JO12000</b>		
12" . . . . .	JOC130	25.52



### Positioning Frame

For Siphon Jet Carriers (ABS)

STOCK NO	EACH
JO565949 . . . . .	23.40

### Trim Kit for Josam Carriers

DESCRIPTION	STOCK NO	EACH
Hardware less gasket . . . . .	JOCAHA	155.47
Felt gasket only . . . . .	JOCAGA	108.28

# Drains and Accessories <sup>(11)</sup>

mea-josam.com

## Josam



### MEA-JOSAM Drainage Channel Pro-Plus 100C Series

Interconnecting channel sections made of SMC/GRP sheet molding compound/glass reinforced polyester. Channel support brackets capable of accepting re-bar, end outlets, bottom outlets and corner or T-sections.

#### Neutral Section • With 140122 Grate

LENGTH (1 METER TRENCH)	STOCK NO	EACH
(2) 1/2 meter grates	PRO140002	219.81

### End Cap

STOCK NO	EACH
PRO100EC	26.81
with 4" Outlet	
PRO100OE4	26.81

### Bottom Outlet with 4" Outlet

STOCK NO	EACH
PRO100OB4	26.81

### Brackets

STOCK NO	EACH
Channel Support	
PRO100BS	18.23
End Outlet Support	
PRO100BSW	18.23
Center Outlet Support	
PRO100BSC	18.23



### Strainer Extension

Cast iron threaded strainer extension.

SIZE	MIN - MAX	STOCK NO	EACH
2 1/4"	1 1/4" - 2"	2WT	39.97



### Series F Round Funnel

SIZE	STOCK NO	EACH
Nikaloy		
4"	JOF4	123.11



### Series 3000 Floor Drain Body Only

SIZE	STOCK NO	EACH
No-Hub		
2"	JO30002Z	54.65
3"	JO30003Z	54.65
4"	JO30004Z	54.65



### Series "A" Round Super-flo Strainer

SIZE	STOCK NO	EACH
Nikaloy		
5"	JO5A	83.78
6"	JO6A	116.10
7"	JO7A	141.82
8"	JO8A	192.21
Nikaloy with Flap		
6"	JO6AJ	226.02



### Series 5500 Floor Clean Out

SIZE	STOCK NO	EACH
Nickel Bronze Top / No-Hub Out		
2"	JO550021Z	182.44
3"	JO550031Z	192.21
4"	JO550041Z	257.07
6"	JO550061Z	418.23

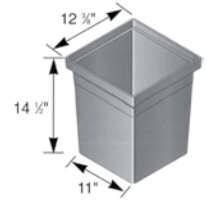


### Series 32100 Floor Drain Super-flo 9" Top

SIZE	STOCK NO	EACH
No-Hub		
3"	JO32103Z	146.29
4"	JO32104Z	146.29

## National Diversified Sales Products

ndspro.com

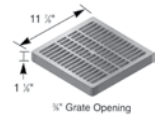


(02)

### Square Sump Box Catch Basin

No. 1225

SIZE	STOCK NO	EACH
12 x 12"	NDS1225	125.10



(02)

### Square Black Grate

No. 1211

SIZE	STOCK NO	EACH
12 x 12"	NDS1211	96.96

## Sioux Chief

siouxchief.com



(18)

### Standard Series PVC Roof Drains

SIZE	STOCK NO	EACH
2"	SC867P2	66.80
3"	SC867P3	66.80
4"	SC867P4	66.80

### Under Deck Clamp

Use with 867 Roof Drains

STOCK NO	EACH
SC867C	41.67

## Drains & Accessories

### Watts Round Nikaloy Funnel

SIZE	STOCK NO	EACH
4" NB	4F41	214.54

### Watts Nickel Bronze Strainer Strainer ONLY • LESS Membrane Clamp

SIZE	STOCK NO	EACH
5"	A5	144.91
6"	A6	198.41

### Watts Floor Drain Body

Body ONLY • No-Hub Outlet • with Clamp

SIZE	STOCK NO	EACH
2"	2FD102	116.19
3"	3FD103	117.50
4"	4FD104	110.74



### Watts On-Grade Floor Drain Body

Body ONLY • No-Hub Outlet • LESS Clamp

SIZE	STOCK NO	EACH
2"	2B4342	105.87
3"	3B4343	172.31
4"	4B4344	65.88



### Underdeck Clamp With Hardware

STOCK NO	EACH
B15DC	120.69

### Watts Floor Clean Out

Brass Plug • No-Hub Outlet

SIZE	STOCK NO	EACH
2"	2CO202R34B	313.28
3"	3CO203R34B	330.93
4"	4CO204R34B	441.48



### Cast Iron Roof Drain No-Hub Outlet • With DOMES

SIZE	STOCK NO	EACH
3"	3RD303K	459.50
4"	4RD304K	459.50
5"	5RD305K	610.79
6"	6RD306K	610.79



### Exterior Overflow For R-300 Roof Drains Suffix "R"

STOCK NO	EACH
RD300R	207.79

## Commercial Carriers

### Vertical Lavatory Carrier Track Style

DESCRIPTION	STOCK NO	EACH
For 20x18 Lavatories	TCA411	495.91



### Floor Mounted Urinal Carrier

Epoxy coated floor mounted urinal carrier with heavy gauge steel offset uprights with welded feet, universal steel hanger support plate with integral mounting brackets and plated hardware.

DESCRIPTION	STOCK NO	EACH
42" with Slide Adjustment	CA311	376.91



### Horizontal No-Hub Fittings With Trim Pack

PIPE SIZE	DESCRIPTION	STOCK NO	EACH
4"	Single Left-Hand, Standard Barrel	ISCA101L	808.62
4"	Single Right-Hand, Standard Barrel	ISCA101R	808.62
4"	Back-to-Back, Standard Barrel	ISCA101D	1511.39



### Vertical No-Hub Fittings On-Stack, 4" Branch

PIPE SIZE	DESCRIPTION	STOCK NO	EACH
4"	Single Left-Hand, 2" Vent, Standard Barrel	ISCA121	918.24
4"	Back-to-Back, 2" Vent Same Side, Standard Barrel	ISCA121D	1621.01



### Neo-Seal Closet Gasket Kit

STOCK NO	EACH
Z1210574	40.27

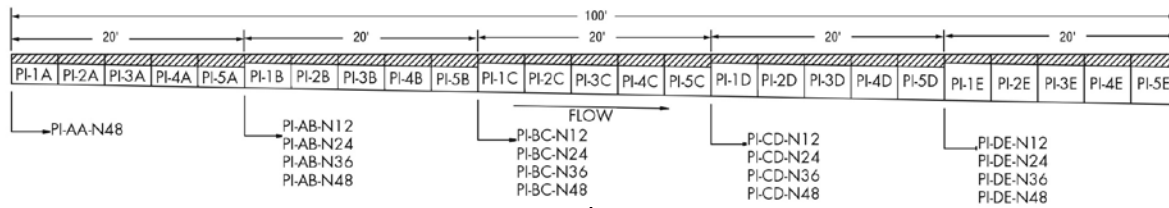
### CA-1 Neoprene Closet Gasket

STOCK NO	EACH
CA1	37.07



# Pre-Sloped Poly Trench Drain System <sup>(11a)</sup>

watts.com



## Dead Level Polypropylene - Channel and Frame Only

### A Series 4' - 20'

LENGTH	SLOPE	STOCK NO	EACH
48"	5 <sup>5</sup> / <sub>16</sub> - 5 <sup>15</sup> / <sub>16</sub>	WAPP1A	327.73
48"	5 <sup>15</sup> / <sub>16</sub> - 6 <sup>1</sup> / <sub>4</sub>	WAPP2A	327.73
48"	6 <sup>1</sup> / <sub>4</sub> - 6 <sup>9</sup> / <sub>16</sub>	WAPP3A	327.73
48"	6 <sup>9</sup> / <sub>16</sub> - 6 <sup>7</sup> / <sub>8</sub>	WAPP4A	327.73
48"	6 <sup>7</sup> / <sub>8</sub> - 7 <sup>3</sup> / <sub>16</sub>	WAPP5A	327.73
48"	7 <sup>3</sup> / <sub>16</sub>	WAPPAB	327.73

### B Series 20' - 40'

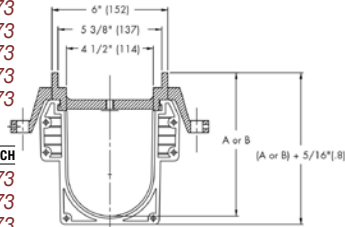
LENGTH	SLOPE	STOCK NO	EACH
48"	7 <sup>3</sup> / <sub>16</sub> - 7 <sup>1</sup> / <sub>2</sub>	WAPP1B	327.73
48"	7 <sup>1</sup> / <sub>2</sub> - 7 <sup>13</sup> / <sub>16</sub>	WAPP2B	327.73
48"	7 <sup>13</sup> / <sub>16</sub> - 8 <sup>1</sup> / <sub>8</sub>	WAPP3B	327.73
48"	8 <sup>1</sup> / <sub>8</sub> - 8 <sup>7</sup> / <sub>16</sub>	WAPP4B	327.73
48"	8 <sup>7</sup> / <sub>16</sub> - 8 <sup>3</sup> / <sub>4</sub>	WAPP5B	327.73
48"	8 <sup>3</sup> / <sub>4</sub>	WAPPBC	327.73

### C Series 40' - 60'

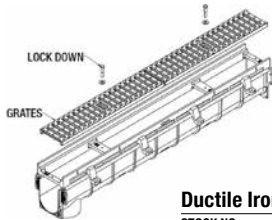
LENGTH	SLOPE	STOCK NO	EACH
48"	8 <sup>3</sup> / <sub>4</sub> - 9 <sup>1</sup> / <sub>16</sub>	WAPP1C	327.73
48"	9 <sup>1</sup> / <sub>16</sub> - 9 <sup>9</sup> / <sub>16</sub>	WAPP2C	327.73
48"	9 <sup>9</sup> / <sub>16</sub> - 9 <sup>11</sup> / <sub>16</sub>	WAPP3C	327.73
48"	9 <sup>11</sup> / <sub>16</sub> - 10	WAPP4C	327.73
48"	10 - 11 <sup>5</sup> / <sub>16</sub>	WAPP5C	327.73

### Neutral Section

LENGTH	STOCK NO	EACH
24"	WAPPABN24	164.48



## Accessories - Must Order To Complete System



### Ductile Iron Grate Lockdown Bolt

STOCK NO	EACH
WADLH4	5.60

### Frame Bolt

STOCK NO	EACH
WADLH2	1.46

### Ductile Iron Grate 6" x 24"

STOCK NO	EACH
WADIGR	211.63

### Channel Screw

STOCK NO	EACH
WADLH1	2.23

### Frame Lock / Bolt / Washer

STOCK NO	EACH
WAFL	22.03

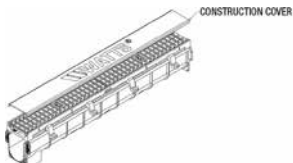


### Male End Cap

STOCK NO	EACH
WAECM	41.47

### Female End Cap

STOCK NO	EACH
WAECF	41.47



### Construction Cover

STOCK NO	EACH
WAFGCC	31.94

### 24" x 24" Catch Basin with Grate

STOCK NO	EACH
WACB2424	1841.99

### 24" x 24" Trash Basket

STOCK NO	EACH
WATB2424	369.51



### 6" x 24" Catch Basin (No Grate)

STOCK NO	EACH
WACB624	670.52

### 6" x 24" Trash Basket

STOCK NO	EACH
WATB624	95.99



## Dead Level Trench Components 4' - 16'

### P4-E0-DI

#### 4 foot trench consisting of the following:

STOCK NO	DESCRIPTION	QTY	WATTS NO
WAECM	male endcap	1	8187014
WAECF	female endcap	1	8187015
WAFGCC	construction cover	1	8187071
WAPP1A	4 foot A channel, F1 frame	1	8187241
WADIGR	6x24 ductile iron grate	2	8187307
WADLH1	channel screw	8	8187359
WADLH2	frame bolt	4	8187360
WADLH4	grate lockdown bolt, DI	2	8187362

### P6-E0-DI

#### 6 foot trench consisting of the following:

STOCK NO	DESCRIPTION	QTY	WATTS NO
WAECM	male endcap	1	8187014
WAECF	female endcap	1	8187015
WAFGCC	construction cover	2	8187071
WAFL	frame lock/bolt/washer	1	8187099
WAPP5A	4 foot A channel, F5 frame	1	8187245
WAPPABN24	24" neutral channel with poly frame	1	8187247
WADIGR	6x24 ductile iron grate	3	8187307
WADLH1	channel screw	16	8187359
WADLH2	frame bolt	8	8187360
WADLH4	grate lockdown bolt, DI	3	8187362

### P8-E0-DI

#### 8 foot trench consisting of the following:

STOCK NO	DESCRIPTION	QTY	WATTS NO
WAECM	male endcap	1	8187014
WAECF	female endcap	1	8187015
WAFGCC	construction cover	2	8187071
WAFL	frame lock/bolt/washer	1	8187099
WAPP1A	4 foot A channel, F1 frame	1	8187241
WAPP2A	4 foot A channel, F2 frame	1	8187242
WADIGR	6x24 ductile iron grate	4	8187307
WADLH1	channel screw	12	8187359
WADLH2	frame bolt	4	8187360
WADLH4	grate lockdown bolt, DI	4	8187362

### P12-E0-DI

#### 12 foot trench consisting of the following:

STOCK NO	DESCRIPTION	QTY	WATTS NO
WAECM	male endcap	1	8187014
WAECF	female endcap	1	8187015
WAFGCC	construction cover	3	8187071
WAFL	frame lock/bolt/washer	2	8187099
WAPP1A	4 foot A channel, F1 frame	1	8187241
WAPP2A	4 foot A channel, F2 frame	1	8187242
WAPP3A	4 foot A channel, F3 frame	1	8187243
WADIGR	6x24 ductile iron grate	6	8187307
WADLH1	channel screw	16	8187359
WADLH2	frame bolt	12	8187360
WADLH4	grate lockdown bolt, DI	6	8187362

### P16-E0-DI

#### 16 foot trench consisting of the following:

STOCK NO	DESCRIPTION	QTY	WATTS NO
WAECM	male endcap	1	8187014
WAECF	female endcap	1	8187015
WAFGCC	construction cover	4	8187071
WAFL	frame lock/bolt/washer	3	8187099
WAPP1A	4 foot A channel, F1 frame	1	8187241
WAPP2A	4 foot A channel, F2 frame	1	8187242
WAPP3A	4 foot A channel, F3 frame	1	8187243
WAPP4A	4 foot A channel, F4 frame	1	8187244
WADIGR	6x24 ductile iron grate	8	8187307
WADLH1	channel screw	20	8187359
WADLH2	frame bolt	16	8187360
WADLH4	grate lockdown bolt, DI	8	8187362



# Pre-Sloped Poly Trench Drain System <sup>(11a)</sup>

watts.com

## Dead Level Trench Components 20' - 50'

<b>P20-E0-DI 20 foot trench consisting of the following:</b>			
STOCK NO	DESCRIPTION	QTY	WATTS NO
WAECM	male endcap	1	8187014
WAECF	female endcap	1	8187015
WAFG-CC	construction cover	5	8187071
WAFL	frame lock/bolt/washer	4	8187099
WAPP1A	4 foot A channel, F1 frame	1	8187241
WAPP2A	4 foot A channel, F2 frame	1	8187242
WAPP3A	4 foot A channel, F3 frame	1	8187243
WAPP4A	4 foot A channel, F4 frame	1	8187244
WAPP5A	4 foot A channel, F5 frame	1	8187245
WADIGR	6x24 ductile iron grate	10	8187307
WADLH1	channel screw	24	8187359
WADLH2	frame bolt	20	8187360
WADLH4	grate lockdown bolt, DI	10	8187362

<b>P24-E0-DI 24 foot trench consisting of the following:</b>			
STOCK NO	DESCRIPTION	QTY	WATTS NO
WAECM	male endcap	1	8187014
WAECF	female endcap	1	8187015
WAFGCC	construction cover	6	8187071
WAFL	frame lock/bolt/washer	5	8187099
WAPP1A	4 foot A channel, F1 frame	1	8187241
WAPP2A	4 foot A channel, F2 frame	1	8187242
WAPP3A	4 foot A channel, F3 frame	1	8187243
WAPP4A	4 foot A channel, F4 frame	1	8187244
WAPP5A	4 foot A channel, F5 frame	1	8187245
WAPP1B	4 foot B channel, F1 frame	1	8187250
WADIGR	6x24 ductile iron grate	12	8187307
WADLH1	channel screw	28	8187359
WADLH2	frame bolt	24	8187360
WADLH4	grate lockdown bolt, DI	12	8187362

<b>P40-E0-DI 40 foot trench consisting of the following:</b>			
STOCK NO	DESCRIPTION	QTY	WATTS NO
WAECM	male endcap	1	8187014
WAECF	female endcap	1	8187015
WAFGCC	construction cover	10	8187071
WAFL	frame lock/bolt/washer	9	8187099
WAPP1A	4 foot A channel, F1 frame	1	8187241
WAPP2A	4 foot A channel, F2 frame	1	8187242
WAPP3A	4 foot A channel, F3 frame	1	8187243
WAPP4A	4 foot A channel, F4 frame	1	8187244
WAPP5A	4 foot A channel, F5 frame	1	8187245
WAPP1B	4 foot B channel, F1 frame	1	8187250
WAPP2B	4 foot B channel, F2 frame	1	8187251
WAPP3B	4 foot B channel, F3 frame	1	8187252
WAPP4B	4 foot B channel, F4 frame	1	8187253
WAPP-5B	4 foot B channel, F5 frame	1	8187254
WADIGR	6x24 ductile iron grate	20	8187307
WADLH1	channel screw	44	8187359
WADLH2	frame bolt	40	8187360
WADLH4	grate lockdown bolt, DI	20	8187362

<b>P50-E0-DI 50 foot trench consisting of the following:</b>			
STOCK NO	DESCRIPTION	QTY	WATTS NO
WAECM	male endcap	1	8187014
WAECF	female endcap	1	8187015
WAFGCC	construction cover	13	8187071
WAFL	frame lock/bolt/washer	12	8187099
WAPP4A	4 foot A channel, F4 frame	1	8187244
WAPP5A	4 foot A channel, F5 frame	1	8187245
WAPPABN24	24" neutral channel with poly frame	1	8187247
WAPP1B	4 foot B channel, F1 frame	1	8187250
WAPP2B	4 foot B channel, F2 frame	1	8187251
WAPP3B	4 foot B channel, F3 frame	1	8187252
WAPP4B	4 foot B channel, F4 frame	1	8187253
WAPP5B	4 foot B channel, F5 frame	1	8187254
WAPP-C	4 foot C channel, F1 frame	1	8187259
WAPP2C	4 foot C channel, F2 frame	1	8187260
WAPP3C	4 foot C channel, F3 frame	1	8187261
WAPP4C	4 foot C channel, F4 frame	1	8187262
WAPP5C	4 foot C channel, F5 frame	1	8187263
WADIGR	6x24 ductile iron grate	25	8187307
WADL-H1	channel screw	60	8187359
WADLH2	frame bolt	52	8187360
WADLH4	grate lockdown bolt, DI	25	8187362

## Dead Level Trench Components 60'

<b>P60-E0-DI 60 foot trench consisting of the following:</b>			
STOCK NO	DESCRIPTION	QTY	WATTS NO
WAECM	male endcap	1	8187014
WAECF	female endcap	1	8187015
WAFGCC	construction cover	15	8187071
WAFL	frame lock/bolt/washer	14	8187099
WAPP1A	4 foot A channel, F1 frame	1	8187241
WAPP2A	4 foot A channel, F2 frame	1	8187242
WAPP3A	4 foot A channel, F3 frame	1	8187243
WAPP4A	4 foot A channel, F4 frame	1	8187244
WAP-5A	4 foot A channel, F5 frame	1	8187245
WAPP1B	4 foot B channel, F1 frame	1	8187250
WAPP2B	4 foot B channel, F2 frame	1	8187251
WAPP3B	4 foot B channel, F3 frame	1	8187252
WAPP4B	4 foot B channel, F4 frame	1	8187253
WAPP5B	4 foot B channel, F5 frame	1	8187254
WAPP1C	4 foot C channel, F1 frame	1	8187259
WAPP2C	4 foot C channel, F2 frame	1	8187260
WAPP3C	4 foot C channel, F3 frame	1	8187261
WAPP4C	4 foot C channel, F4 frame	1	8187262
WAPP5C	4 foot C channel, F5 frame	1	8187263
WADIGR	6x24 ductile iron grate	30	8187307
WADLH1	channel screw	64	8187359
WADLH2	frame bolt	60	8187360
WADLH4	grate lockdown bolt, DI	30	8187362
*WACB2424	24X24 catch basin, ductile frame/gr		8187320
WATB2424	trash basket, 24x24		8187304
*WACB624	6x24 catch basin, poly frame		8187322
WATB624	trash basket, 6x24		8154020
WADIGR	6x24 ductile iron grate		8187307

\* catch basins connect to #5 frame and channels, or neutral channels





# Grease Interceptors & Inflammable Waste Traps <sup>(02)</sup>

[schierproducts.com](http://schierproducts.com)

## Schier Grease Interceptors <sup>(11)</sup>



### Great Basins

Indoor Grease Interceptors. Can be installed on-floor, buried or the low-profile models can be under or next to sinks.

GPM	PIPE SIZE	STOCK NO	EACH
20 or 25	2" or 3"	SCHGB1	907.16
35 or 50	3" or 4"	SCHGB2	1440.77
50 or 75	3" or 4"	SCHGB3	2348.93

### Pumpout Port Kit

Pumpout fitting, piping, 3" cam and groove fitting with cap. Use with Great Basin models: SHGB1, SHGB2 and SHGB3.

STOCK NO	EACH
PP1	211.44



### Great Basin Riser

Riser for grease interceptors with covers installed below grade. Use with Great Basin models: SHGB1, SHGB2 and SHGB3.

STOCK NO	COVER SIZE	EACH
FCR1	21"	498.38
FCR2	24"	655.45



### Great Basin

Grease Interceptors

STOCK NO	EACH
GB50	3000.35
GB75	4074.64
GB250	7288.45



## Inflammable Waste Traps <sup>(02)</sup>

### Standard Waste Trap

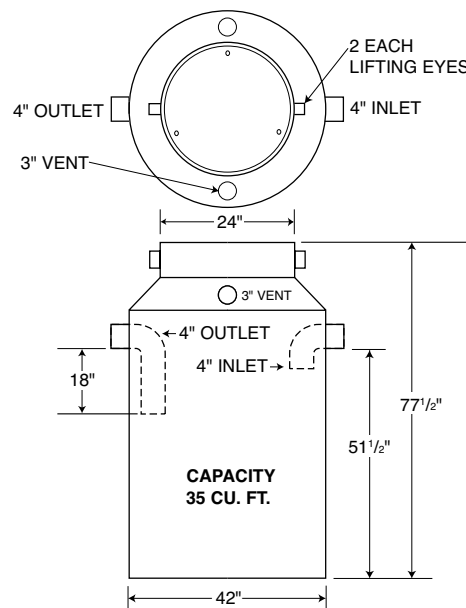
With gas Tight Cover. 4" Double Vent

CU. FT	STOCK NO	EACH
10	WATRGT10	2235.60
35	WATRGT	3256.20

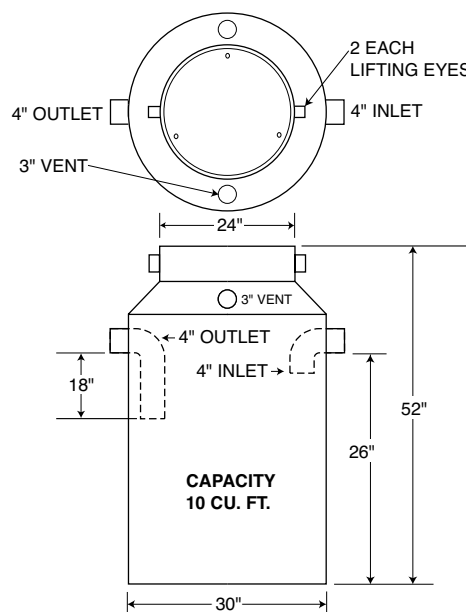
**35 CU. FT. TANKS MEET MN PLUMBING CODE SECTION 4715.1120**  
**10 CU. FT. TANKS MEET MN PLUMBING CODE SECTION 1017.0**

- 35 CU. Feet tanks are fabricated from 3/16" thick hot roll steel.
- 10 CU. Feet tanks are fabricated from 1/8" thick hot roll steel.
- Inlets and Outlets are 4" Sch. 40 IPS
- Vents are 3" Sch. 40 IPS
- Covers are made from 3/8" thick diamond plate and fastened with three 3/8" bolts and gasket.
- Tanks have two lifting eyes for easy installation.
- Tanks are sealed inside and outside with pure asphalt coating.

### 35 Cubic Feet Model



### 10 Cubic Feet Model



# Rated Working Pressures For Bronze Valves

## Pressure • Temperature Ratings • Non-Shock

PRESSURE P.S.I. <sup>1</sup>							
Temp °F <sup>2</sup>	CLASS 125 <sup>3</sup> Threaded <sup>5</sup>	CLASS 150 Threaded	CLASS 150 Flanged <sup>5</sup>	CLASS 200 Threaded <sup>4</sup>	CLASS 300 Threaded	CLASS 300 Flanged <sup>5</sup>	2000 Hydr. Threaded
	ASTM B-62			ASTM B-61			
-20 to 150°	200	300	225	400	1000	500	2000
200°	185	270	210	375	920	475	---
250°	170	240	195	350	830	450	---
300°	155	210	180	325	740	425	---
350°	140	180	165	300	650	400	---
400°	---	---	---	275	560	375	---
406°	125	150	150	---	---	---	---
450°	120 <sup>6</sup>	145 <sup>6</sup>	---	250	480	350	---
500°	---	---	---	225	390	325	---
550°	---	---	---	200	300	300	---

- Solder end valves are limited by temperatures which affect the strength of the solder joint. These ratings must be adjusted as below:
- For lower temperatures, pressures for temperatures -20 to 150° shall apply. Uses for low temperature shall conform to the rules of applicable codes under which they are to be used.
- Buna-N disc valves limited to 150° F. temperatures.
- Teflon disc valves limited to 450° F. temperatures.
- P-T ratings—ANSI B16.24-1971.
- Some codes (i.e. ASME BPVC, Section 1) limit the rating temperatures of the indicated material to 406° F.

## Adjusted Pressure Ratings

Joint made of Copper Tube and Solder End Valves  
Extracted from MSS SP-80

Water, Non-Corrosive Liquids and Gases					
Solder Used	Temp °F	Valve Sizes			Saturated Steam P.S.I.G.
		¼ thru 1"	1¼ thru 2"	2½ thru 4"	
50-50	100°	200	175	150	---
Tin Lead	150°	150	125	100	---
(ASTM B-32, Alloy Grade 50-A)	200°	100	90	75	---
	250°	85	75	50	*15
95-5	100°	500	400	300	---
Tin Antimony	150°	400	350	275	---
	200°	300	250	200	---
	250°	200	175	150	*15
Taramet	100°	800	600	400	---
Sterling	150°	600	450	325	---
	200°	400	375	175	---
	250°	300	200	150	---

\* This pressure is determined by the temperature of saturated steam at the maximum temperature shown.

**LEAD FREE**  
**No. 105**  
**Bronze Gate Valve**

- Ultra Pure
- 300 lb. WOG
  - General Service
  - Solid Wedge Disc
  - Non-Rising Stem
  - Threaded Bonnet
  - Gland Packed • FIPxFIP



SIZE	STOCK NO	EACH
1/2"	12UP105	160.85
3/4"	34UP105	195.64
1"	1UP105	247.74
1 1/4"	114UP105	378.22
1 1/2"	112UP105	438.99
2"	2UP105	573.75
<b>125 lb SWP • 200 lb WOG • LEAD</b>		
2 1/2"	212105	1027.86
3"	3105	1254.34

**LEAD FREE**  
**No. 115**  
**Bronze Gate Valve**

- Ultra Pure
- 300 lb. WOG
  - General Service
  - Solid Wedge Disc
  - Non-Rising Stem
  - Threaded Bonnet
  - Gland Packed
  - Copper x Copper



SIZE	STOCK NO	EACH
1/2"	12UP115	154.42
3/4"	34UP115	187.81
1"	1UP115	265.15
1 1/2"	112UP115	452.09
2"	2UP115	625.93

**LEAD FREE**  
**No. 148**  
**Bronze Gate Valve**

- Ultra Pure
- 300 lb. WOG
  - General Service
  - Solid Wedge Disc
  - Rising Stem
  - Threaded Bonnet
  - Gland Packed • FIPxFIP



SIZE	STOCK NO	EACH
1/4"	14UP148	195.64
3/8"	38UP148	195.64
1/2"	12UP148	173.83
3/4"	34UP148	217.34
1"	1UP148	291.21
1 1/4"	114UP148	417.30
1 1/2"	112UP148	499.85
2"	2UP148	625.93
<b>125 lb SWP • 200 lb WOG • LEAD</b>		
2 1/2"	212148	1153.02
3"	3148	1576.07

**LEAD FREE**  
**No. 149**  
**Bronze Gate Valve**

- Ultra Pure
- 300 lb. WOG
  - General Service
  - Solid Wedge Disc
  - Rising Stem
  - Threaded Bonnet
  - Gland Packed
  - Copper x Copper



SIZE	STOCK NO	EACH
1/2"	12UP149	178.20
3/4"	34UP149	221.68
1"	1UP149	291.21
1 1/4"	114UP149	465.12
1 1/2"	112UP149	521.60
2"	2UP149	721.63
<b>125 lb SWP • 200 lb WOG • LEAD</b>		
3"	3149	1641.61

**No. 1152**  
**Bronze Gate Valve**

- 125 lb. SWP • 200 lb. WOG
- Industrial Service
- Solid Wedge Disc
- Rising Stem
- Union Bonnet
- Gland Packed • FIPxFIP



SIZE	STOCK NO	EACH
1/2"	121152	151.94
3/4"	341152	181.74
1"	11152	232.36
1 1/4"	1141152	327.70
1 1/2"	1121152	399.24
2"	21152	536.27
3"	31152	1775.67

**No. 1151**  
**Bronze Gate Valve**

- 150 lb. SWP • 300 lb. WOG
- Industrial Service
- Solid Wedge Disc
- Rising Stem
- Union Bonnet
- Gland Packed • FIPxFIP



SIZE	STOCK NO	EACH
1/4"	141151	169.80
3/8"	381151	169.80
1/2"	121151	166.86
3/4"	341151	193.67
1"	11151	253.26
1 1/4"	1141151	345.64
1 1/2"	1121151	426.03
2"	21151	592.85
2 1/2"	2121151	1361.56
3"	31151	1882.94

**No. 1153**  
**Bronze Gate Valve**

- 200 lb. SWP • 400 lb. WOG
- Industrial Service
- Solid Wedge Disc
- Rising Stem
- Union Bonnet
- Gland Packed • FIPxFIP



SIZE	STOCK NO	EACH
1/2"	121153	229.41
3/4"	341153	274.14
1"	11153	393.24
1 1/2"	1121153	604.84
2"	21153	944.45

**No. 1182**  
**Bronze Gate Valve**

- 300 lb. SWP • 1000 lb. WOG
- Heavy Duty Service
- Solid Wedge Disc
- Rising Stem • Cu-Ni Seat
- Union Bonnet
- Gland Packed • FIPxFIP



SIZE	STOCK NO	EACH
1/4"	141182	283.03
3/8"	381182	283.03
1/2"	121182	250.24
3/4"	341182	297.96
1"	11182	434.98
1 1/4"	1141182	661.41
1 1/2"	1121182	670.34
2"	21182	1042.74



**LEAD FREE**  
**No. 502**  
**Bronze**  
**Globe Valve**

- Ultra Pure  
 • 300 lb. WOG  
 • Plumbing & Heating  
 • Bronze Disc  
 • Threaded Bonnet • FIPxFIP



SIZE	STOCK NO	EACH
1/4"	14UP502	278.14
3/8"	38UP502	278.14
1/2"	12UP502	278.14
3/4"	34UP502	343.40
1"	1UP502	460.80
1 1/4"	114UP502	608.57
1 1/2"	112UP502	795.45
2"	2UP502	1208.40

**No. 590T**  
**Bronze Globe Valve**

- 150 lb. SWP  
 • 300 lb. WOG  
 • Heavy Duty Service  
 • Teflon Steam Disc  
 • Union Bonnet • Gland Packed • FIPxFIP



SIZE	STOCK NO	EACH
1/2"	12590T	226.41
3/4"	34590T	309.83
1"	1590T	479.71
1 1/4"	114590T	759.74
1 1/2"	112590T	911.72
2"	2590T	1379.44

**No. 595T**  
**Bronze Angle**  
**Globe Valve**

- 150 lb. SWP  
 • 300 lb. WOG  
 • Heavy Duty Service  
 • Teflon Steam Disc  
 • Union Bonnet • Gland Packed • FIPxFIP



SIZE	STOCK NO	EACH
1/4"	14595T	309.83
1/2"	12595T	309.83
3/4"	34595T	423.08
1"	1595T	616.75
1 1/4"	114595T	798.50
2"	2595T	1674.38

**No. 570**  
**Bronze Globe Valve**

- 200 lb. SWP  
 • 400 lb. WOG  
 • General Service  
 • Bronze Regrinding Disc  
 • Union Bonnet • FIPxFIP



SIZE	STOCK NO	EACH
3/4"	34570	330.72
1"	1570	500.53
2"	2570	1376.49

**No. 592A**  
**Bronze Globe Valve**

- 200 lb. SWP @ 550°F  
 • 400 lb. WOG @ 150°F  
 • Heavy Duty Service  
 • Special Hardened S.S. Seat Ring and Disc  
 • Union Bonnet • Gland Packed • FIPxFIP



SIZE	STOCK NO	EACH
1/2"	12592A	402.22
3/4"	34592A	560.14
1"	1592A	679.31
1 1/4"	114592A	947.44
1 1/2"	112592A	1325.81

**No. 600**  
**Bronze**  
**Globe Valve**

- 200 lb. SWP  
 • 400 lb. WOG  
 • Flow Control  
 • Needle Point Bronze Stem  
 • Threaded Bonnet • Gland Packed • FIPxFIP



SIZE	STOCK NO	EACH
3/4"	34600	509.49

**No. 572**  
**Bronze Globe Valve**

- 300 lb. SWP  
 • 600 lb. WOG  
 • General Service  
 • Bronze Regrinding Disc  
 • Union Bonnet • Gland Packed • FIPxFIP



SIZE	STOCK NO	EACH
1/2"	12572	259.24
3/4"	34572	375.39
1"	1572	560.14
1 1/2"	112572	1021.90

**No. 593A**  
**Bronze Globe Valve**

- 300 lb. SWP @ 550°F  
 • 600 lb. WOG @ 150°F  
 • Heavy Duty Service  
 • Special Hardened S.S. Seat Ring and Disc  
 • Union Bonnet  
 • Gland Packed • FIPxFIP



SIZE	STOCK NO	EACH
1/4"	14593A	411.14
3/4"	34593A	581.00
1 1/4"	114593A	962.35
1 1/2"	112593A	1361.56



## No. 509 Bronze Check Valve

Ultra Pure  
General Service • FIPxFIP

SIZE	DISC	STOCK NO	EACH
<b>LEAD FREE • 300 lb WOG</b>			
1/4"	Brass	14UP509	217.34
3/8"	Brass	38UP509	217.34
1/2"	Brass	12UP509	217.34
3/4"	Brass	34UP509	256.45
1"	Brass	1UP509	343.40
1 1/4"	Brass	114UP509	478.12
1 1/2"	Brass	112UP509	573.75
2"	Bronze	2UP509	830.24
<b>LEADED • 200 lb WOG</b>			
2 1/2"	Bronze	212509	1352.62
3"	Bronze	MI3509	2008.04



## No. 509T Bronze Check Valve

Steam Service • Teflon Disc  
Horizontal swing. FIPxFIP

SIZE	STOCK NO	EACH
1/2"	12509T	157.90
3/4"	34509T	184.72
1"	1509T	253.26
1 1/4"	114509T	354.52
1 1/2"	112509T	414.11
2"	2509T	604.84



## No. 1509 Bronze Check Valve

Ultra Pure  
General Service • Copper x Copper

SIZE	DISC	STOCK NO	EACH
<b>LEAD FREE • 300 lb WOG</b>			
1/2"	Brass	12UP1509	226.03
3/4"	Brass	34UP1509	304.28
1"	Brass	1UP1509	447.67
1 1/4"	Brass	114UP1509	634.62
1 1/2"	Brass	112UP1509	743.31
2"	Bronze	2UP1509	1091.00



## No. 1509T Bronze Check Valve

125 lb. SWP • 200 lb. WOG  
General Service • Teflon Disc for Steam Service  
Copper x Copper

SIZE	STOCK NO	EACH
1/2"	121509T	163.86
3/4"	341509T	220.47
1"	11509T	318.78
1 1/4"	1141509T	449.87
1 1/2"	1121509T	527.31
2"	21509T	765.71



## No. 510T Bronze Check Valve

150 lb. SWP • 300 lb. WOG  
Industrial Service • Teflon Steam Disc  
FIP x FIP

SIZE	STOCK NO	EACH
1/2"	12510T	214.49
3/4"	34510T	274.14
1"	1510T	333.68
1 1/4"	114510T	476.70
1 1/2"	112510T	634.57
2"	2510T	935.48



## No. 507 Bronze Y Pattern Check Valve

300 lb. SWP-550°F • 600 lb. WOG  
Bronze Regrinding Disc • FIP x FIP

SIZE	STOCK NO	EACH
3/8"	38507	253.26
1/2"	12507	253.26
3/4"	34507	315.86
1"	1507	426.03
1 1/4"	114507	551.16
1 1/2"	112507	732.89
2"	2507	1081.47



## No. 508 Bronze Y Pattern Check Valve

200 lb. SWP-425°F • 400 lb. WOG-150°F  
Bronze Regrinding Disc • FIP x FIP

SIZE	STOCK NO	EACH
3/8"	38508	235.39
1/2"	12508	235.39
3/4"	34508	300.92
1"	1508	372.38
1 1/4"	114508	509.49
1 1/2"	112508	682.29
2"	2508	995.10



## Iron Body Gate Valves

### No. F-2882-M Iron Body Gate Valve

- 125 lb. SWP
- 200 lb. WOG
- Non-Rising Stem
- Solid Wedge Disc
- Bolted Bonnet
- Gland Packed
- Flanged Ends



SIZE	STOCK NO	EACH
2½"	212F2882M	1074.17
3"	3F2882M	1214.53
4"	4F2882M	1747.80
5"	5F2882M	2929.11
6"	6F2882M	2929.11

### No. F-2885-M International Iron Body Gate Valve

- 125 lb. SWP
- 200 lb. WOG
- OS and Y
- Solid Wedge Disc
- Bolted Bonnet
- Gland Packed
- Flanged Ends



SIZE	STOCK NO	EACH
2"	2F2885M	1069.07
2½"	212F2885M	1104.79
3"	3F2885M	1232.36
4"	4F2885M	1796.22
5"	5F2885M	2964.84
6"	6F2885M	2964.84
8"	8F2885M	5205.03
10"	10F2885M	9287.41
12"	12F2885M	12410.39

### No. F-2894-M Iron Body Gate Valve

- 250 lb. SWP @ 450°F
- 500 lb. WOG
- OS and Y
- Solid Wedge Disc
- Bolted Bonnet
- Gland Packed
- Flanged Ends



SIZE	STOCK NO	EACH
2½"	212F2894M	3117.89
3"	3F2894M	3477.68
4"	4F2894M	5133.58
6"	6F2894M	8698.06

## UL/FM IBBM Gate Valves

(02)

### No. F-2885-FP Iron Body Gate Valve

- 175 lb. WOG
- OS and Y
- Flanged Ends



SIZE	STOCK NO	EACH
4"	4F2885FP	1881.90

## Iron Body Globe Valves

### No. F-2981-M Iron Body Globe Valve

- 125 lb. SWP
- 200 lb. WOG
- Solid Disc
- Bolted Bonnet
- Gland Bonnet
- Flanged Ends



SIZE	STOCK NO	EACH
2½"	212F2981M	2309.07
3"	3F2981M	2717.32
4"	4F2981M	3893.58

**Suffix M — Signifies "MILVACO" Series International Valves.**

## Iron Body Check Valves

These iron body check valves may be installed in both horizontal and vertical lines with upward flow or in any intermediate position.

### No. F-2974-M International Iron Body Horizontal Swing Check Valve



125 lb. SWP • 200 lb. WOG  
Bolted Cap • Flanged Ends

SIZE	STOCK NO	EACH
2" .....	2F2974M	741.54
2½" .....	212F2974M	952.28
3" .....	3F2974M	1032.30
4" .....	4F2974M	1640.47
5" .....	5F2974M	2784.79
6" .....	6F2974M	2784.79
8" .....	8F2974M	5252.15

Suffix M — Signifies "MILVACO" Series International Valves.



### No. F-2974M26 Cast Iron Body Check Valve International

125 lb. SWP • 200 lb. WOG  
Bolted Cap • Flanged Ends  
Conforms to MSS SP-71, Type 1.

SIZE	STOCK NO	EACH
2½" .....	212F2974M26	1360.34
3" .....	3F2974M26	1474.65
4" .....	4F2974M26	2343.42

## Cast Steel Check Valves

### 1570CB2 Cast Steel Horizontal Swing Check Valve



• Class 150  
• Flanged Ends


SIZE	STOCK NO	EACH
2½" .....	212CSFLCV	1269.15
3" .....	3CSFLCV	1269.15
4" .....	4CSFLCV	1799.74
6" .....	6CSFLCV	2856.32
8" .....	8CSFLCV	4704.20

### 3070CB2

• Class 300  
• Flanged Ends

SIZE	STOCK NO	EACH
3" .....	3CS300FLCV	1863.35
4" .....	4CS300FLCV	2516.56
6" .....	6CS300FLCV	4285.16

## Series "M" & "C" Butterfly Valves



### LEAD FREE Cast Iron Body Butterfly Valve

- 200 CWP
- Aluminum Bronze Disc
- EDPM Disc
- Wafer Style

#### "C" Series Commercial Valves

SIZE	STOCK NO	EACH
<b>No CW223-E</b>		
2" .....	2CW223E	290.02
2½" .....	212CW223E	290.02
3" .....	3CW223E	306.06
4" .....	4CW223E	386.83
5" .....	5CW223E	480.25
6" .....	6CW223E	606.56
8" .....	8CW223E	830.93



### LEAD FREE CL-323-E Lug Style

- Gear Operator

#### "C" Series Commercial Valves

WHEEL SIZE	STOCK NO	EACH
<b>No CL323-EC International</b>		
8" .....	8CL323EC	1301.63
10" .....	10CL323EC	1757.28
12" .....	12CL323EC	2538.28

**See Cap Screw Size and Qty. on Page 1407**

### LEAD FREE Cast Iron Body Butterfly Valve

- 200 CWP
- Aluminum Bronze Disc
- EDPM Disc
- Lug Style

#### "C" Series Commercial Valves

SIZE	STOCK NO	EACH
<b>No CL223-EC International</b>		
2" .....	2CL223EC	312.40
2½" .....	212CL223EC	312.40
3" .....	3CL223EC	325.39
4" .....	4CL223EC	390.50
5" .....	5CL223EC	565.25
6" .....	6CL223EC	650.86

## Cast Steel Globe Valves



### 1560CB2 Cast Steel Globe Valve

- Class 150
- Rising Stem
- Bolted Bonnet
- Welded Seat Rings
- Flanged Ends

SIZE	STOCK NO	EACH
3" .....	.3CSFLGLV	1699.25
4" .....	.4CSFLGLV	2671.30
6" .....	.6CSFLGLV	4487.81

## Cast Steel Gate Valves



### 1550CB2 Cast Steel Gate Valve

- Class 150
- Rising Stem
- Bolted Bonnet
- Welded Seat Rings
- Flanged Ends

SIZE	STOCK NO	EACH
2" .....	.2CSFLGV	1067.05
2½" .....	212CSFLGV	1530.06
3" .....	.3CSFLGV	1530.06
4" .....	.4CSFLGV	1957.49
6" .....	.6CSFLGV	3014.15
8" .....	.8CSFLGV	4875.16

### 3050CB2

- Class 300
- Rising Stem
- Bolted Bonnet
- Welded Seat Rings
- Flanged Ends

SIZE	STOCK NO	EACH
3" .....	3CS300FLGV	2045.05
4" .....	4CS300FLGV	2671.30
6" .....	6CS300FLGV	4610.99

# Flange Bolting for Milwaukee Butterfly Valves



Machine Bolts



Stud Bolts



Cap Screws

Valve Type	Class	Valve Size	Bolt Dia.	Threads Per Inch	Number of Tapped Holes		Machine Bolt				Stud				Cap Screw	
							Machine Bolt		Cap Screw Blind		Stud		Stud-Blind Hole			
							Qty	Length	Qty	Length	Qty	Length	Qty	Length		
LUG	125	2	0.625	11	4	—	4	4.00	—	—	4	4.75	—	—	8	1.50
		2-1/2	0.625	11	4	—	4	4.50	—	—	4	5.00	—	—	8	1.50
		3	0.625	11	4	—	4	4.50	—	—	4	5.25	—	—	8	1.75
		4	0.625	11	8	—	8	5.00	—	—	8	5.75	—	—	16	1.75
		5	0.750	10	8	—	8	5.50	—	—	8	6.25	—	—	16	2.00
		6	0.750	10	8	—	8	5.50	—	—	8	6.25	—	—	16	2.00
		8	0.750	10	8	—	8	6.00	—	—	8	6.75	—	—	16	2.25
		10	0.875	9	12	—	12	6.50	—	—	12	7.50	—	—	24	2.25
		12	0.875	9	12	—	12	7.00	—	—	12	8.00	—	—	24	2.75
		14	1.000	8	12	—	12	7.50	—	—	12	8.50	—	—	24	2.75
		16	1.000	8	16	—	16	8.75	—	—	16	9.75	—	—	32	3.00
		18	1.125	7	16	—	16	9.50	—	—	16	10.75	—	—	32	3.50
20	1.125	7	16	8	16	10.25	8	3.50	16	11.50	8	5.50	40	3.50		
24	1.250	7	16	8	16	12.00	8	3.50	16	13.00	8	5.50	40	3.50		
WAFER	125	2	0.625	11	—	—	4	4.50	—	—	4	5.00	—	—	8	1.50
		2-1/2	0.625	11	—	—	4	4.75	—	—	4	5.25	—	—	8	1.75
		3	0.625	11	—	—	4	5.00	—	—	4	5.50	—	—	8	1.75
		4	0.625	11	—	—	8	5.00	—	—	8	5.75	—	—	16	1.75
		5	0.750	10	—	—	8	5.25	—	—	8	6.00	—	—	16	2.00
		6	0.750	10	—	—	8	5.50	—	—	8	6.25	—	—	16	2.00
		8	0.750	10	—	—	8	6.00	—	—	8	6.75	—	—	16	2.25
		10	0.875	9	—	—	12	6.50	—	—	12	7.50	—	—	24	2.25
		12	0.875	9	—	—	12	7.00	—	—	12	8.00	—	—	24	2.75
		14	1.000	8	4	—	12	7.50	—	—	12	8.50	—	—	24	2.75
		16	1.000	8	4	—	16	8.50	—	—	16	9.50	—	—	32	3.00
		18	1.125	7	4	—	16	9.50	—	—	16	10.50	—	—	32	3.50
20	1.125	7	—	8	16	10.25	8	3.50	16	11.50	8	5.25	40	3.50		
24	1.250	7	—	8	16	12.00	8	3.50	16	13.00	8	5.25	40	3.50		

## NOTES:

Bolting lengths do not include clearance for washers. If washers are to be used their thickness must be added to the suggested bolting length Bolting should be in accordance with ASME B18.2.1

Hex nuts should be in accordance with ASME B18.2.2 (Heavy hex used for calculation)

Bolting and hex nuts are Unified Coarse Thread Series (UNC) Class 2A (bolts) and Class 2B (hex nuts) per ASME B1.1

20 inch and 24 inch lug valves have 4 blind tapped holes each side (8 total)

14 inch through 18 inch wafer valves have 4 thru tapped holes, 20 inch and 24 inch wafer valves have 4 blind tapped holes each side (8 total) Consult factory for flange bolting above 24"

MILWAUKEE VALVES CAP SCREW MATCHUPS	
MILWAUKEE VALVE PART NUMBER	CAP QTY. - PART NUMBER FOR EACH VALVE
2CL223EC	8 - 58X112CASC
212CL223EC	8 - 58X112CASC
3CL223EC	8 - 58X134CASC
4CL223EC	16 - 58X134CASC
5CL223EC	16 - 34X2CASC
6CL223EC	16 - 34X2CASC
8CL323EC	16 - 34X214CASC
10CL323EC	24 - 78X214CASC
12CL323EC	24 - 78X234CASC

See page 1040 for Cap Screws

**See Page 1116  
for ProPress Ball Valves**

# Milwaukee Valves<sup>(12)</sup> Commercial Ball Valves

[milwaukeevalve.com](http://milwaukeevalve.com)

**LEAD FREE / ULTRA PURE  
BA100/BA150  
Ball Valves**



Two-Piece  
Full-Port (1/2"-3/4") • Standard-Port (1"-2")  
600 PSIG WOG • Blow-Out Proof Stem

SIZE	STOCK NO	EACH
<b>BA-100 Threaded</b>		
1/2"	12UPBA100	39.20
3/4"	34UPBA100	64.42
1"	1UPBA100	71.19
1 1/4"	114UPBA100	137.51
1 1/2"	112UPBA100	175.49
2"	2UPBA100	221.04
<b>BA-150 Solder End</b>		
1/2"	12UPBA150	39.20
3/4"	34UPBA150	64.42
1"	1UPBA150	71.19
1 1/4"	114UPBA150	137.51
1 1/2"	112UPBA150	175.49
2"	2UPBA150	221.04

**BA100H/BA150H  
Bronze Ball Valves**



Two-piece • with cap & chain  
600 PSIG WOG-150 SWP

SIZE	STOCK NO	EACH
<b>BA100H-FIP x Hose</b>		
1/2"	12BA100H	43.40
3/4"	34BA100H	58.62
<b>BA150H-SWT x Hose</b>		
1/2"	12BA150H	43.40
3/4"	34BA150H	58.62

**NOTE: 50 PSI Maximum For Hose Caps**

**BA100ELD  
with Exhaust  
(When Closed)  
and Latchlock Handle**



SIZE	STOCK NO	EACH
1/2"	12BA100ELD	46.48
3/4"	34BA100ELD	67.93
1"	1BA100ELD	82.39

**LEAD FREE  
BA300S/BA350S  
Full Port Ball Valves**



• Three-piece, Full port Bronze  
• Stainless Steel Ball and Stem  
• 600 PSIG WOG

SIZE	STOCK NO	EACH
<b>BA300S-IPS</b>		
1/2"	12BA300S	195.97
3/4"	34BA300S	233.32
1"	1BA300S	339.11
1 1/4"	114BA300S	459.41
1 1/2"	112BA300S	583.90
2"	2BA300S	953.38
<b>BA350S-SWT</b>		
1/2"	12BA350S	195.97
3/4"	34BA350S	233.32
1"	1BA350S	339.11

**BA-350TE-2G  
Full Port Ball Valves**



• Three-piece, Full port Bronze.  
• Stainless Steel Locking Lever  
• 600 PSIG WOG  
• Extended Tube Ends with 1/8" NPT Gauge Ports  
• Two Gauge Ports

**Not intended for use in potable water**

SIZE	STOCK NO	EACH
<b>Cleaned For Oxygen Service</b>		
1/2"	12BA350TE2GLDOC	318.05
3/4"	34BA350TE2GLDOC	330.26
1"	1BA350TE2GLDOC	408.52

**LEAD FREE  
BA400S/BA450S  
Full Port Ball Valves**



Ultra Pure  
Two-piece • Full port Bronze Body  
Stainless Steel Ball and Stem • Threaded ends  
600 PSIG WOG

SIZE	STOCK NO	EACH
<b>BA400S-IPS</b>		
1/4"	14UPBA400S	61.07
3/8"	38UPBA400S	61.07
1/2"	12UPBA400S	61.07
3/4"	34UPBA400S	111.05
1"	1UPBA400S	129.33
1 1/4"	114UPBA400S	321.04
1 1/2"	112UPBA400S	385.45
2"	2UPBA400S	645.31
<b>BA450S-SWT</b>		
1/2"	12UPBA450S	61.07
3/4"	34UPBA450S	111.05
1"	1UPBA450S	129.33
1 1/4"	114UPBA450S	321.04
1 1/2"	112UPBA450S	385.45
2"	2UPBA450S	645.31

## Accessories

### Latchlock Handles

MODEL	SIZE	STOCK NO	EACH
BA100/150	1/4" - 1/2"	8686D940	10.69
BA100/150	3/4" - 1"	8686F940	14.27
BA100/150	1 1/4" - 3"	8686J940	21.49
BA300/350	1/4" - 1/2"	8686D940	10.69
BA300/350	3/4"	8686F940	14.27
BA300/350	1" - 1 1/2"	8686J940	21.49
BA300/350	2"	8686K940	21.49
BA400/450	1/4" - 1/2"	8686D940	10.69
BA400/450	3/4"	8686F940	14.27
BA400/450	1" - 1 1/2"	8686J940	21.49
BA400/450	2"	8686K940	21.49

### MS Memory Stops

MODEL	SIZE	STOCK NO	EACH
BA100/150	1/4" - 1/2"	8685D940	4.52
BA100/150	3/4" - 1"	8685F940	4.52
BA100/150	1 1/4" - 3"	8685J940	4.52
BA300/350	1/4" - 1/2"	8685D940	4.52
BA300/350	3/4"	8685F940	4.52
BA300/350	1" - 2"	8685J940	4.52
BA400/450	1" - 2"	8685J940	4.52

### XH Extension Stems

MODEL	SIZE	STOCK NO	EACH
BA100/150	1/4" - 1/2"	8672D940	12.77
BA100/150	3/4" - 1"	8672F940	12.77
BA100/150	1 1/4" - 3"	8672J940	22.57
BA300/350	1/4" - 1/2"	8672D940	12.77
BA300/350	3/4"	8672F940	12.77
BA300/350	1" - 1 1/2"	8672J940	22.57
BA300/350	2"	8672K940	22.57
BA400/450	1" - 1 1/2"	8672J940	22.57
BA400/450	2"	8672K940	22.57

### Extended Locking Devices

MODEL	SIZE	STOCK NO	EACH
BA100/150	1/4" - 1/2"	86218D09940	54.35
BA100/150	3/4" - 1"	86218E09940	64.14
BA100/150	1 1/4" - 3"	86218G09940	84.78
BA300/350	1/4" - 1/2"	86218D09940	54.35
BA300/350	3/4"	86218E09940	64.14
BA300/350	1" - 1 1/2"	86218G09940	84.78
BA300/350	2"	86218J09940	110.86
BA400/450	1" - 1 1/2"	86218G09940	84.78
BA400/450	2"	86218J09940	110.86





## Commercial Ball Valves



**LEAD FREE**  
**BA475B/BA485B**  
**Brass Ball Valves**

2-Piece • Full Port • Blow-Out Proof Stem

SIZE	STOCK NO	EACH
<b>BA-475B Threaded Ends, 600 PSIG WOG</b>		
1/4"	14UPBA475B	22.05
3/8"	38UPBA475B	22.05
1/2"	12UPBA475B	21.05
3/4"	34UPBA475B	31.85
1"	1UPBA475B	46.67
1 1/4"	114UPBA475B	73.67
1 1/2"	112UPBA475B	105.73
2"	2UPBA475B	164.27

SIZE	STOCK NO	EACH
<b>BA-475B Threaded Ends, 400 PSIG WOG (Not Gas Rated)</b>		
2 1/2"	212UPBA475B	385.02
3"	3UPBA475B	518.51

SIZE	STOCK NO	EACH
<b>BA-485B Solder End, 600 PSIG WOG</b>		
1/2"	12UPBA485B	20.06
3/4"	34UPBA485B	29.50
1"	1UPBA485B	44.93
1 1/4"	114UPBA485B	69.31
1 1/2"	112UPBA485B	102.65
2"	2UPBA485B	155.28

SIZE	STOCK NO	EACH
<b>BA-485B Solder End, 400 PSIG WOG</b>		
2 1/2"	212UPBA485B	385.02
3"	3UPBA485B	518.51

## BA475B/BA480B/BA485B Accessories

SIZE	STOCK NO	EACH
<b>Memory Stop</b>		
1/4 - 1/2"	8662D940	3.85
3/4 - 1"	8662F940	4.19
1 1/4 - 2"	8662J940	5.18
2 1/2 - 3"	8662K940	5.18

SIZE	STOCK NO	EACH
<b>XH Extension Stem</b>		
1/4 - 1/2"	EXTEN15XA	12.04
3/4 - 1 1/2"	EXTEN25XA	14.67
2"	EXTEN38XA	20.03
2 1/2 - 3"	EXTEN50XA	38.70

SIZE	STOCK NO	EACH
<b>Locking Handle</b>		
1/4 - 1/2"	27995AMV	9.33
3/4 - 1"	27996AMV	12.47
1 1/4 - 1 1/2"	27997AMV	18.67
2"	27998AMV	24.54

## BA260 Series Ball Valve CF8M Stainless Steel



2-Piece • Full port • PTFE-Packing  
RPTE Seats • Locking Handle • 1000# WOG

SIZE	STOCK NO	EACH
<b>BA-260 Threaded</b>		
1/2"	12BA260	57.98
3/4"	34BA260	90.76
1"	1BA260	118.49
1 1/4"	114BA260	196.63
1 1/2"	112BA260	234.41
2"	2BA260	315.08

## Industrial Ball Valves



### Series 20BSOR-02 2-Piece Bronze Ball Valve

FNPT Mounting pad for optional actuator  
Carbon Steel Lever • 316SS Stem and Ball  
FIP x FIP

SIZE	STOCK NO	EACH
<b>600 WOG</b>		
1/2"	1220BSOR02	53.28
3/4"	3420BSOR02	89.84
1"	120BSOR02	109.61
1 1/4"	11420BSOR02	170.52
1 1/2"	11220BSOR02	225.36
2"	220BSOR02	316.72

### Series 20BSOR-03 2-Piece Bronze Ball Valve 250 lb. Steam Service

FNPT Mounting pad for optional actuator  
Carbon Steel Lever • 316SS Stem and Ball  
Multi-Fill PTFE Seat • FIP x FIP

SIZE	STOCK NO	EACH
<b>600 WOG</b>		
1/2"	1220BSOR03	66.78
3/4"	3420BSOR03	105.71
1"	120BSOR03	125.47
1 1/4"	11420BSOR03	190.90
1 1/2"	11220BSOR03	245.71
2"	220BSOR03	337.08

### Series 20SSOR-02 Stainless Steel Ball Valve

Mounting pad for optional actuator  
Stainless Steel Lever • FIP x FIP

SIZE	STOCK NO	EACH
<b>2000 WOG</b>		
1/4"	1420SSOR02	88.80
3/8"	3820SSOR02	88.80
1/2"	1220SSOR02	88.80
3/4"	3420SSOR02	142.47
1"	120SSOR02	173.02

SIZE	STOCK NO	EACH
<b>1500 WOG</b>		
1 1/4"	11420SSOR02	332.17
1 1/2"	11220SSOR02	343.70
2"	220SSOR02	447.51

### Series 20CCOR-02 2-Piece Carbon Ball Valve

Mounting pad for optional actuator  
Carbon Steel Lever • FIP x FIP

SIZE	STOCK NO	EACH
<b>2000 WOG</b>		
1/2"	1220CCOR02	64.58
3/4"	3420CCOR02	92.26
1"	120CCOR02	119.96
<b>1500 WOG</b>		
1 1/4"	11420CCOR02	223.75
1 1/2"	11220CCOR02	279.10
2"	220CCOR02	375.99

### Stainless Steel Latch-Lock Handles For 20 Series

SIZE	STOCK NO	EACH
1/4 - 1/2"	84773DL940	14.36
3/4 - 1"	84773EL940	21.94
1 1/4 - 2"	84773GL940	25.73

## Butterfly Valves <sup>(55)</sup>



### Series HP1LCS & HP1LSS Butterfly Valves

- High-performance
- Class 150 WOG
- Lug Pattern 17-4 Stem, PTFE Seat
- PTFE Packaging
- Bare stem Flanged End Connections per ASME/ANSI B16.5

SIZE	BODY	STOCK NO	EACH
2 1/2"	Carbon Steel	212HP1LCS4211	1415.10
3"	Carbon Steel	3HP1LCS4211	1415.10
4"	Carbon Steel	4HP1LCS4211	1673.16
5"	Carbon Steel	5HP1LCS4211	2610.83
6"	Carbon Steel	6HP1LCS4211	2610.83
8"	Carbon Steel	8HP1LCS4211	3311.89
2 1/2"	Stainless Steel	212HP1LSS4211	2010.81
3"	Stainless Steel	3HP1LSS4211	2010.81
4"	Stainless Steel	4HP1LSS4211	2331.26
5"	Stainless Steel	5HP1LSS4211	4006.56
6"	Stainless Steel	6HP1LSS4211	4006.56
8"	Stainless Steel	8HP1LSS4211	5535.63

### High Performance Handle Kit For Series HP1LCS & HP1LSS Valves

SIZE	TYPE	STOCK NO	EACH
2 1/2"-4"	Lever	2124HPHANDLEKIT	134.19
5"-6"	Lever	56HPHANDLEKIT	154.86
8"	Lever	8HPHANDLEKIT	179.60
2 1/2"-4"	Gear OP	2124HPGEAROPKIT	499.62
5"-6"	Gear OP	56HPGEAROPKIT	520.26
8"-10"	Gear OP	810HPGEAROPKIT	531.33



MILWAUKEE VALVE



See Page 1116  
for ProPress Ball Valves

**Ball Valves**  
Not for use with potable water  
Contains LEAD



**70-100 HC Series**  
Brass Full Port Ball Valve

with Cap & Chain  
• Maximum Pressure 600 psi CWP  
• Vacuum Service to 29" Hg

SIZE	STOCK NO	EACH
<b>NPT x 3/4" NPSH</b>		
1/2"	AP70103HC	54.16
3/4"	AP70104HC	76.55
<b>SWT x 3/4" NPSH</b>		
1/2"	AP70203HC	54.16
3/4"	AP70204HC	76.55

**77C-A Bronze**  
Full Port Ball Valve

• Threaded ends ANSI B1.20.1  
• Maximum Temperature 450°F  
• 600 CWP • 150SWP • RPTFE Seats



SIZE	STOCK NO	EACH
<b>IPS x IPS</b>		
1/2"	L1277C10301A	25.83
3/4"	L3477C10401A	42.12
1"	L177C10501A	53.22
1 1/4"	L11477C10601A	124.19
1 1/2"	L11277C10701A	164.75
2"	L277C10801A	270.31
<b>Stainless Steel Vented Ball &amp; Stem • IPS x IPS</b>		
1/2"	L1277C14301A	40.84
3/4"	L3477C14401A	76.17
1"	L177C14501A	92.42
1 1/4"	L11477C14601A	198.83
1 1/2"	L11277C14701A	242.70
2"	L277C14801A	373.72

**77C-A Bronze**  
Full Port Ball Valve

• Solder joint ends ANSI B16.18  
• Maximum Temperature 450°F  
• 600 CWP • 150SWP • PTFE Seats



SIZE	STOCK NO	EACH
<b>SWT x SWT</b>		
1/2"	L1277C20301A	25.83
3/4"	L3477C20401A	42.12
1"	L177C20501A	53.22
1 1/4"	L11477C20601A	124.19
1 1/2"	L11277C20701A	164.75
2"	L277C20801A	270.31
<b>Stainless Steel Vented Ball &amp; Stem • SWT x SWT</b>		
1/2"	L1277C24301A	40.84
3/4"	L3477C24401A	76.17
1"	L177C24501A	92.42
1 1/4"	L11477C24601A	198.83
1 1/2"	L11277C24701A	242.70
2"	L277C24801A	373.72

LEAD FREE

**77FLF Series**  
Brass Full Port Ball Valve

• CGA 3.16 (125 PSI)  
• UL Guides:  
YSDT, MHKZ, YQNZ, YRBX, YRPV & VQGE  
• Temperature Range: 0°F - 400°F  
• 600 CWP • 150SWP • RPTFE Seats

SIZE	STOCK NO	EACH
<b>IPS x IPS</b>		
1/4"	1477FLF101	28.93
3/8"	3877FLF102	28.93
1/2"	1277FLF103	32.45
3/4"	3477FLF104	44.42
1"	177FLF105	64.96
1 1/4"	11477FLF106	110.23
1 1/2"	11277FLF107	164.55
2"	277FLF108	228.49
<b>SWT x SWT</b>		
1/2"	1277FLF203	33.12
3/4"	3477FLF204	44.91
1"	177FLF205	65.52
1 1/4"	11477FLF206	130.44
1 1/2"	11277FLF207	176.16
2"	277FLF208	245.07

LEAD FREE

**77CLF-A 2 Piece**  
Full Port Bronze Ball Valve

• Threaded ends ANSI B1.20.1  
• 600 CWP • 150 SWP • RPTFE Seats

SIZE	STOCK NO	EACH
<b>IPS x IPS</b>		
1/2"	1277CLF103A	35.17
3/4"	3477CLF104A	57.28
1"	177CLF105A	72.40
1 1/4"	11477CLF106A	168.95
1 1/2"	11277CLF107A	224.19
2"	277CLF108A	334.65
<b>Stainless Steel Vented Ball &amp; Stem • IPS x IPS</b>		
1/2"	1277CLF143A	55.54
3/4"	3477CLF144A	103.65
1"	177CLF145A	129.57
1 1/4"	11477CLF146A	276.16
1 1/2"	11277CLF147A	337.03
2"	277CLF148A	472.35
2 1/2"	21277CLF149A	1305.81

LEAD FREE

**77CLF-A 2 Piece**  
Full Port Bronze Ball Valve

• Solder joint ends ANSI B16.18  
• 600 CWP • 150 SWP • RPTFE Seats

SIZE	STOCK NO	EACH
<b>SWT x SWT</b>		
1/2"	1277CLF203A	35.17
3/4"	3477CLF204A	57.28
1"	177CLF205A	72.40
1 1/4"	11477CLF206A	168.95
1 1/2"	11277CLF207A	224.19
2"	277CLF208A	334.67
<b>Stainless Steel Vented Ball &amp; Stem • SWT x SWT</b>		
1/2"	1277CLF243A	55.54
3/4"	3477CLF244A	103.65
1"	177CLF245A	129.57
1 1/4"	11477CLF246A	276.16
1 1/2"	11277CLF247A	337.03
2"	277CLF248A	472.35
2 1/2"	21277CLF249A	1305.81



LEAD FREE

**94A Brass Full Port Ball Valve**

• Threaded ends ANSI B1.20.1

SIZE	STOCK NO	EACH
<b>IPS x IPS, 600 CWP</b>		
1/4"	1494A101A	13.34
3/8"	3894A102A	13.46
1/2"	1294A103A	15.38
3/4"	3494A104A	23.27
1"	194A105A	36.49
1 1/4"	11494A106A	58.64
1 1/2"	11294A107A	78.41
2"	294A108A	125.28
<b>IPS x IPS, 400 CWP</b>		
2 1/2"	21294A109A	290.88
3"	394A100A	377.28
4"	494A10AA	721.75

LEAD FREE

**94A Brass**  
Full Port Ball Valve

• Solder joint ends ANSI B16.18



SIZE	STOCK NO	EACH
<b>SWT X SWT, 600 CWP</b>		
1/2"	1294A203	14.70
3/4"	3494A204	23.72
1"	194A205	35.73
1 1/4"	11494A206	59.39
1 1/2"	11294A207	84.35
2"	294A208	119.34
<b>SWT X SWT, 400 CWP</b>		
2 1/2"	21294A209	287.44
3"	394A200	380.65

**Accessories**

**Stem Extension Kit**

For 77C & 77W Series

SIZE	STOCK NO	EACH
1/2"	7829801	30.92
3/4"-1"	7829901	30.92
1 1/4"-2"	7830001	40.17

**Balancing Stop Kit**

For 77C & 77W Series

SIZE	STOCK NO	EACH
1/2"	7829501	3.99
3/4"-1"	7829601	3.99
1 1/4"-2"	7829701	4.86

**Locking Handle Kit**

For 77C Series

SIZE	STOCK NO	EACH
1/2"	W490000	9.96
3/4"-1"	W493800	12.68
1 1/4"-2"	W494900	15.09

**Stem Extension Kit**

For 77C-A & 77CLF-A Series

SIZE	STOCK NO	EACH
1/2"-3/4"	78233301	17.60
1"-1 1/4"	7844301	22.81
1 1/2"-2 1/2"	7846901	27.88

**Locking Handle Kit**

For 77C-A & 77CLF-A Series

SIZE	STOCK NO	EACH
1/2"-3/4"	78260301	18.51
1"-1 1/4"	78260401	21.22
1 1/2"	78260501	21.98
2 1/2"	78275001	21.98

# Valves

## ASC Engineered Solutions - Sharpe <sup>(02)</sup> asc-es.com

### Series 50M Economy, Full Port, 2-Piece Ball Valves



- Bi-directional, bubble tight shut-off
- Size Range: NPS 1/4"-3" (DN 8-80) full port
- Pressure Rating: 1000 CWP
- Body Material: Cast Stainless Steel
- Standard: MSS SP-110
- End Connections: Threaded
- Blow-Out Proof Stem
- Locking Handle as standard
- Optional Oval Handles for smaller sizes

SIZE	STOCK NO	EACH
1/2"	1250M76	45.68
3/4"	3450M76	63.94
1"	150M76	91.33
1 1/4"	11450M76	139.09
1 1/2"	11250M76	187.52
2"	250M76	273.98

### Series 50 Full Port, Flanged Ball Valves



- Bi-directional, bubble tight shut-off
- Size Range: NPS 1/2"-8" (DN 15-200) full port
- Pressure Class: ASME Class 150
- Cast Carbon Steel, Cast Stainless Steel
- Standards: ASME B16.34, NACE MR0175
- End Connections: Flanged
- Blow-Out Proof Stem
- Live-loaded stem packing as standard
- ISO 5211 Top Mounting Pad - Automatable
- Locking Handle as standard
- Optional Oval Handles for smaller sizes
- Additional Options and Accessories
- Sharpe® valves, actuators, and accessories are designed to work together; delivering exceptional performance.

SIZE	STOCK NO	EACH
2 1/2"	21250116R	1277.92
3"	350116R	1338.64
4"	450116R	1901.44
6"	650116R	4837.82

## A.Y. McDonald <sup>(12)</sup> aymcdonald.com

### Stop and Waste Ball Valve

600 psi  
Copper x Copper

SIZE	STOCK NO	EACH
1/2"	AY2033S12	21.63
3/4"	AY2033S34	33.96
1"	AY2033S1	48.70

### Gas Ball Valves

175 psi • AGA Approved

SIZE	STOCK NO	EACH
<b>Flare x FIP</b>		
1/2"	AY1071212	13.87
<b>Flare x MIP</b>		
3/8" FL x 1/2" MIP	AY1071638	15.06
1/2"	AY1071612	15.06
<b>FIP x FIP</b>		
1/2"	AY1071012	7.55
3/4"	AY1071034	11.02
<b>Flare x Flare</b>		
1/2"	AY1071412	15.49

## Butterfly Valves <sup>(55)</sup> kitz.com

### Ductile Iron Body Lug Style Butterfly Valve

- Lever Operated, 250 PSI
- ANSI Class 125/150 flanges
- MSS SP-67, MSS SP-25, API-609



SIZE	STOCK NO	EACH
2"	6123EL200	213.85
2 1/2"	6123EL212	220.24
3"	6123EL300	235.13
4"	6123EL400	289.39
5"	6123EL500	409.62
6"	6123EL600	470.26
8"	6123EL800	675.59

### Ductile Iron Body Lug Style Butterfly Valve

- Gear Operated, 250 PSI
- ANSI Class 125/150 flanges
- MSS SP-67, MSS SP-25, API-609



SIZE	STOCK NO	EACH
10"	6123EG910	1212.88
12"	6123EG912	1755.50

## Bronze Swing Check Valve

200 WOG

SIZE	STOCK NO	EACH
<b>FIP x FIP</b>		
1/2"	12CVH	17.16
3/4"	34CVH	22.33
1"	1CVH	30.05
1 1/4"	114CVH	50.60
1 1/2"	112CVH	64.08
2"	2CVH	101.49



## Gate Valves

200 WOG

SIZE	STOCK NO	EACH
<b>FIP x FIP</b>		
1/2"	12GV	26.22
3/4"	34GV	35.96
1"	1GV	53.43
1 1/4"	114GV	75.36
1 1/2"	112GV	95.80
2"	2GV	145.80
<b>Copper x Copper</b>		
1/2"	12GVS	29.12
3/4"	34GVS	39.96
1"	1GVS	59.37
1 1/4"	114GVS	83.74
1 1/2"	112GVS	106.45
2"	2GVS	162.01




## Brass Swing Check Valve

SIZE	STOCK NO	EACH
<b>Copper x Copper</b>		
1/2"	12CVHS	18.50
3/4"	34CVHS	24.07
1"	1CVHS	32.39
1 1/4"	114CVHS	54.53
1 1/2"	112CVHS	69.07
2"	2CVHS	109.40



## Series 600 "Maxi-Flo" Cone Check Valve

15 psi. Steam • 400 Lbs. WOG



SIZE	STOCK NO	EACH
<b>FIP x FIP</b>		
1/4"	14CV600	176.35
1/2"	12CV600	151.08
3/4"	34CV600	206.10
1"	1CV600	284.03
1 1/4"	114CV600	405.43
1 1/2"	112CV600	498.31
2"	2CV600	748.79

## Series 601S Bronze Silent Check Valves

Series 601S Bronze Silent Check Valves efficiently perform all of the functions of a swing check or vertical lift check valve and at the same time operate silently to prevent the effects of water hammer.

### Features:

- Viton® disc
- Integral brass seat
- Install in horizontal or vertical position (consult factory for proper use in vertical installations)
- Low pressure drop equivalent to a swing check
- Silent operation



SIZE	STOCK NO	EACH
<b>Solder End Connections</b>		
1/2"	12CV601S	150.96
3/4"	34CV601S	228.38
1"	1CV601S	309.57

**See page 1115 & 1116  
for ProPress Ball Valves**

# Actuation Valves

## Valves & Controls for Process Automation

Goodin Company is your source for valves and actuated controls that meet all of your process automation needs. We offer valves complete with pneumatic or electric actuation, with a wide variety of control accessories.

Our full line of Industrial quarter-turn valves includes: stainless steel, carbon steel and bronze ball valves, along with a broad line of iron butterfly valves. And because of their complete package design, our valves are easily linked to integrated control panels and automation systems.

For more information please contact your salesperson or the Industrial department in the Minneapolis Branch.

### ELECTRIC ACTUATION

For Ball & Butterfly Valves Reversible & Uni-Directional  
NEMA 4 &  
NEMA 7 Enclosures  
Worm-Gear Drive Train

### PNEUMATIC ACTUATION

For Ball & Butterfly Valves.  
Double Acting & Spring.  
Return Rack and Pinion Design

**Apollo Valves** <sup>(12)</sup>  
[apollovalves.com](http://apollovalves.com)



### Flanged End Ball Valve

Full port through 6".  
A126 Class B Cast Iron Body with FDA food-grade epoxy powder coat.  
Stainless Steel Ball & Stem.  
PTFE Seats. ISO 5211 Mounting Pad for Easy Actuation  
Face-to-face and Flange Dimensions conform to ANSI Standard B16.10.

#### Dimensions

SIZE	FACE TO FACE	FLANGE DIAMETER	PORT DIA
2"	7"	6"	2.00
2½"	7½"	7"	2.56
3"	8"	7.5"	3.00
4"	9"	9"	4.00
6"	10½"	11"	5.94

SIZE	STOCK NO	EACH
2"	26PLF208	462.39
2½"	2126PLF209	495.91
3"	36PLF200	559.40
4"	46PLF20A	809.18
6"	66PLF20C	1409.49



## Titan Dual Disc Wafer Type Ductile Iron Check Valve

Bronze Disc • 250psi @ 100°F  
2"-6" provide dual pressure service -  
ANSI Class 150/300 (scalloped designed)  
ANSI Class 150 • Buna-N Seats

SIZE	STOCK NO	EACH
2"	2CV41DIBS1S	122.08
2 1/2"	212CV41DIBS1S	147.00
3"	3CV41DIBS1S	169.38
4"	4CV41DIBS1S	243.14
6"	6CV41DIBS1S	413.02
8"	8CV41DIBS1S	811.30



## No. 611 Semi-Steel Lubricated Plug Valves

125-Lbs. WOG



SIZE	STOCK NO	EACH
<b>FIP x FIP</b>		
1"	1HO611CSA	258.85
1 1/4"	114HO611CSA	279.42
1 1/2"	112HO611CSA	279.42
2"	2HO611CSA	279.42
2 1/2"	212HO611CSA	395.54
3"	3HO611CSA	504.40
4"	4HO611CSA	664.07



## No. 612 Lubricated Plug Valve

125-Lbs. WOG



SIZE	STOCK NO	EACH
<b>Flanged Ends</b>		
1 1/2"	112HO612CSA	364.09
2"	2HO612CSA	373.77
2 1/2"	212HO612CSA	477.79
3"	3HO612CSA	579.40
4"	4HO612CSA	774.14
5"	5HO612CSA	1502.32

## Standard Homestead Wrenches

VALVE SIZE	STOCK NO	EACH
1/2" - 1"	FHO	35.08
1 1/4" - 2"	GHO	47.17
2 1/2" - 3"	EHO	68.95
4"	LHO	93.14
5-8"	NHO	164.51

## Stick Sealants

Available 24 Sticks/Box

STOCK NO	EACH
<b>Size B — 3/8" Diameter</b>	
38HO650B	82.25
38HO6	82.25
<b>Size C — 1/2" Diameter</b>	
12HO6	110.07

### Stick Sealant Features

Sealant No	Temp Range F	Color	Solvent
400-A	+20 to +130	Amber	Naptha
Aqueous solutions of acids, alkalies, and amines			
6	+275	Grey	Naptha
Hot Water, steam, water with ethylene glycol			
650	0 to +180	Blue	Perchlorethylene
General hydrocarbon services			

## WL-11 Bonney Forge Forged Steel Gate Valve

800 PSI @ 850°F • 2000-Lbs. CWP



SIZE	STOCK NO	EACH
<b>FIPxFIP • Welded Bonnet</b>		
1/4"	14FSGAWB	113.09
1/2"	12FSGAWB	113.09
3/4"	34FSGAWB	124.19
1"	1FSGAWB	158.52
1 1/4"	114FSGAWB	290.80
1 1/2"	112FSGAWB	290.80
2"	2FSGAWB	364.50

SIZE	STOCK NO	EACH
<b>FIPxFIP • Bolted Bonnet</b>		
1/2"	12FSGA	113.09
3/4"	34FSGA	124.19
1"	1FSGA	150.45
1 1/4"	114FSGA	284.74
1 1/2"	112FSGA	284.74
2"	2FSGA	368.54

SIZE	STOCK NO	EACH
<b>Socket Weld • Welded Bonnet</b>		
1/2"	12SOGAWB	113.09
3/4"	34SOGAWB	124.19
1"	1SOGAWB	158.52
1 1/4"	114SOGAWB	290.80
1 1/2"	112SOGAWB	290.80
2"	2SOGAWB	364.50

SIZE	STOCK NO	EACH
<b>Socket Weld • Bolted Bonnet</b>		
1/2"	12SOGA	113.09
3/4"	34SOGA	124.19
1"	1SOGA	150.45
1 1/4"	114SOGA	284.74
1 1/2"	112SOGA	284.74
2"	2SOGA	368.54

## HL-31 Bonney Forge Forged Steel Globe Valve

800 PSI @ 850°F



SIZE	STOCK NO	EACH
<b>FIP x FIP</b>		
1/2"	12FSGL	186.11
3/4"	34FSGL	213.00
1"	1FSGL	276.47
1 1/4"	114FSGL	542.18
1 1/2"	112FSGL	542.18
2"	2FSGL	694.94
<b>Socket Weld</b>		
1/2"	12FSSOGL	186.11
3/4"	34FSSOGL	213.00
1"	1FSSOGL	276.47

## HL-41 Bonney Forge Forged Steel Piston Check Valve

800 PSI @ 850°F  
2000-Lbs. CWP



SIZE	STOCK NO	EACH
<b>FIP x FIP</b>		
1/2"	12FSCK	173.20
3/4"	34FSCK	186.11
1"	1FSCK	219.46
1 1/2"	112FSCK	427.08
2"	2FSCK	599.20



# Babbitt Adjustable Sprocket and Rims <sup>(02)</sup>

babbittsteam.com



SIZE NO	DIA OF SPROCKET RIM	DIA HAND WHEELS RIM WILL FIT	RIM AND GUIDE STOCK NO	EACH	CHAIN PER FOOT STOCK NO	FOOT
0	4"	2 to 4"	0SPRI	132.54	CH0	2.49
2	9"	7 <sup>3</sup> / <sub>4</sub> to 9"	2SPRI	257.28	CH1	3.12
2 <sup>1</sup> / <sub>2</sub>	12 <sup>1</sup> / <sub>2</sub> "	9 <sup>1</sup> / <sub>4</sub> to 12 <sup>1</sup> / <sub>2</sub> "	212SPRI	358.63	CH212	5.30
3	15 <sup>1</sup> / <sub>2</sub> "	12 <sup>3</sup> / <sub>4</sub> to 15 <sup>1</sup> / <sub>2</sub> "	3SPRI	491.16	CH212	5.30
3 <sup>1</sup> / <sub>2</sub>	19"	15 <sup>3</sup> / <sub>4</sub> to 19"	312SPRI	662.68	CH212	5.30

## Babbitt MasterLink

For Babbitt Chainwheel Chain.  
Easy way to join ends of chain.

### Each MasterLink kit contains:

- 1 Babbitt MasterLink
- 1 Short hollow tip stainless steel rivet
- 1 Long hollow tip stainless steel rivet
- 1 Rivet splaying tool
- Tools required:
- Pump pliers or "Vise Grip" style pliers.
- Machine vise recommended.

SIZE	STOCK NO	EACH
1, 1 <sup>1</sup> / <sub>2</sub> , 2"	BML1	18.43
2 <sup>1</sup> / <sub>2</sub> , 3, 3 <sup>1</sup> / <sub>2</sub> "	BML25	21.26



## Babbitt Quick Link

The Quick Link is used with weldless chain to connect the two ends during installation of the chainwheel. When a Quick Link is added to an order, the chain is prepared in our facility to eliminate the need for cutting or alteration on site. Installation is an easy process that only requires a pair of pliers.



CHAINWHEEL NUMBER	PART NUMBER	STOCK NO	EACH
0	QL-0	BQL0	9.21



## Asco General Service Solenoid Valves with Coil

- Brass Body.
- Normally Closed.
- Pilot Operated.
- 120/60 High flow valves for liquid, corrosive, and air/inert gas service.

SIZE	COIL	STOCK NO	EACH
<b>120/60 • 0 PSI OPERATING PRESSURE DIFFERENTIAL</b>			
1/2"	10.1 Watt	8210G094	304.25
3/4"	10.1 Watt	8210G095	326.60
1"	10.1 Watt	8210G054	699.76
<b>120/60 • 5 PSI OPERATING PRESSURE DIFFERENTIAL</b>			
1/2"	6.1 Watt	8210G002	264.32
3/4"	6.1 Watt	8210G003	412.40
1"	6.1 Watt	8210G004	523.58
1 1/4"	6.1 Watt	8210G008	638.05
1 1/2"	6.1 Watt	8210G022	973.56
2"	6.1 Watt	8210G100	1710.48
<b>24/60 • 0 PSI OPERATING PRESSURE DIFFERENTIAL</b>			
1/2"	10.1 Watt	8210G094V24	304.25
3/4"	10.1 Watt	8210G095V24	326.60
1"	10.1 Watt	8210G054V24	699.76
<b>24/60 • 5 PSI OPERATING PRESSURE DIFFERENTIAL</b>			
1/2"	6.1 Watt	8210G002V24	264.32
3/4"	6.1 Watt	8210G003V24	412.40
1"	6.1 Watt	8210G004V24	523.58
1 1/4"	6.1 Watt	8210G008V24	638.05
2"	6.1 Watt	8210G100V24	1710.48

SERIES 8210 Specifications					
PILOT OPERATED GENERAL SERVICE SOLENOID VALVES					
Pipe Size	Orifice Diameter	C <sub>v</sub> Flow Factor	Operating Pressure Diff. PSI	Maximum Pressure AC	Maximum Pressure DC
1/2"	5/8"	4.0	0	150	40
3/4"	3/4"	5.0	0	150	40
1"	1"	13.0	0	150	-
1/2"	5/8"	4.0	5	200	125
3/4"	3/4"	6.5	5	250	125
1"	1"	13.0	5	150	125
1 1/4"	1 1/8"	15.0	5	150	125
1 1/2"	1 1/4"	22.5	5	150	125
2"	1 3/4"	43.0	5	150	50
2"	1 3/4"	43.0	5	150	50

## Asco Gas Shutoff Valves

- 2-Way Normally Closed Operation.
- Zero differential piloted diaphragm.

### Aluminum Body

SIZE	COIL	STOCK NO	EACH
1/2"	17.1 Watt	8214G020	353.54
3/4"	17.1 Watt	8214G030	360.28

SERIES 8214 Specifications						
GAS SHUTOFF VALVES						
Pipe Size	Orifice Diameter	C <sub>v</sub> Flow Factor	Gas Capacity Btu/hr.	Operating Pressure Diff. PSI Min/Max	Max. Fluid Temp. °F AC	Max. Fluid Temp. °F DC
1/2"	3/4"	4.4	238,500	0/5	125	104
3/4"	3/4"	5.1	247,500	0/5	125	104



## Asco A/C Coil Only

VOLTAGE	CONDUIT CONN.	STOCK NO	EACH
24/60	6.1 Watt	238210005D61	245.78
120/60	6.1 Watt	238210032D61	245.78
240/60	6.1 Watt	238210058D61	245.78
24/60	10.1 Watt	238610005D101	267.69
120/60	10.1 Watt	238610032D101	267.69
240/60	10.1 Watt	238610058D101	267.69

## "Full-Flo" Boiler Drain

MIP x MH



SIZE	STOCK NO	EACH
1/2"	12BD	12.54
3/4"	34BD	14.86

## Boiler Drain

Quarter Turn Hose Bibb  
MIP x MH



SIZE	STOCK NO	EACH
1/2"	12BDQT	21.50
3/4"	34BDQT	23.81

## Hose Bibb

Rough Brass  
MIP x MH



SIZE	STOCK NO	EACH
1/2"	12SCHB	12.90
3/4"	34SCHB	14.43



## "Full-Flo" Sillcock

SIZE	STOCK NO	EACH
<b>FIP x MH</b>		
1/2"	12SCSC	15.43
3/4"	34SCSC	17.87
<b>Copper x MH</b>		
1/2"	12SWSC	14.64
3/4"	34SWSC	18.84

## Bronze "Full-Flo" Stop Valves



SIZE	STOCK NO	EACH
<b>FIP x FIP</b>		
3/4"	34SCST	17.24
<b>Copper x Copper</b>		
3/8"	38SWST	8.44
1/2"	12SWST	13.46
3/4"	34SWST	15.64

## Bronze "Full-Flo" Stop and Waste Valve



SIZE	STOCK NO	EACH
<b>FIP x FIP</b>		
1/2"	12SCSW	16.59
3/4"	34SCSW	18.08
<b>Copper x Copper</b>		
1/2"	12SWSW	13.59
3/4"	34SWSW	16.36

(24)

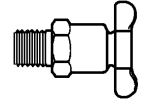
## 62-108-01 Conbraco Stainless Steel Ball Cone Check Valve



SIZE	STOCK NO	EACH
3/8"	38SSCV	132.45
1 1/4"	114SSCV	462.53
2"	2SSCV	1129.12

## Drain Cock

DC603



SIZE	STOCK NO	EACH
1/4"	14DRCO	12.01
3/8"	38DRCO	8.44

## Gas Service Stop with Check

No 10598

FIP x FIP



SIZE	STOCK NO	EACH
3/4"	3410598	35.38
1"	110598	64.75
1 1/4"	11410598	94.99

## Air Cocks <sup>(24)</sup>

apollovalves.com



(24)


## Air Cocks

SIZE	HANDLE	STOCK NO	EACH
<b>FIP x MIP</b>			
1/4"	Tee	14THMXFAICO	26.90
<b>FIP x FIP</b>			
1/4"	Tee	14THFXFAICO	26.90

(02)

## RP&C Barstock Needle Valve

- 10,000 PSIG @ 150°F
- WOG



SIZE	HANDLE	STOCK NO	EACH
1/2"	Cross	6010301	166.06
1"	Tee	6010501	323.90

**Reserved**



## Woodford Freezeless Outside Wall Faucets

### Model 14

3/4" Male hose thread nozzle.  
Powder-coated, cast aluminum handle.

#### 12" Length

INLET DESCRIPTIONS	STOCK NO	EACH
1/2" FPT - 3/4" MPT.	1214P	74.60
3/4" Female Sweat.	1214C3	74.60



## Woodford Anti-Siphon Freezeless Outside Wall Faucets

### Model 17 • ASSE 1019

3/4" Male hose thread nozzle.  
Powder-coated, cast aluminum handle.  
Contains Integral backflow protection device.

#### 8" Length

INLET DESCRIPTIONS	STOCK NO	EACH
1/2" Copper Sweat K, L, M Inside	817C	70.02
3/4" M Only Outside	817C	70.02
1/2" MPT - 1/2" Female Sweat	817CP	70.02
1/2" FPT - 3/4" MPT.	817P	72.62
3/4" Female Sweat.	817C3	72.62
1/2" Wisbro Tube.	817W	70.02



#### 10" Length

INLET DESCRIPTIONS	STOCK NO	EACH
1/2" FPT - 3/4" MPT.	1017P	76.22
1/2" MPT - 1/2" Female Sweat	1017CP	73.63
3/4" Female Sweat.	1017C3	76.22
1/2" Wisbro Tube.	1017W	73.63

#### 12" Length

INLET DESCRIPTIONS	STOCK NO	EACH
1/2" Copper Sweat K, L, M Inside	1217C	77.25
3/4" M Only Outside	1217C	77.25
1/2" MPT - 1/2" Female Sweat	1217CP	77.25
1/2" FPT - 3/4" MPT.	1217P	79.83
1/2" PEX tube fitting	1217PX	77.25
3/4" PEX tube fitting	1217PX3	79.83
3/4" Female Sweat.	1217C3	79.83
1/2" Wisbro Tube.	1217W	77.25

#### 14" Length

INLET DESCRIPTIONS	STOCK NO	EACH
1/2" FPT - 3/4" MPT.	1417P	83.44
1/2" MPT - 1/2" Female Sweat	1417CP	80.85
3/4" Female Sweat.	1417C3	83.44

#### 18" Length

INLET DESCRIPTIONS	STOCK NO	EACH
1/2" FPT - 3/4" MPT.	1817P	90.65
3/4" Female Sweat.	1817C3	90.65
3/4" Female Sweat - 3/4" MPT	1817CP3	61.41

#### 24" Length

INLET DESCRIPTIONS	STOCK NO	EACH
1/2" FPT - 3/4" MPT.	2417P	101.48
3/4" Female Sweat.	2417C3	101.48

## Woodford Anti-Siphon Freezeless Outside Wall Faucets

### Model 19 • ASSE 1019

3/4" Male hose thread nozzle.  
Oval, Powder-coated, cast aluminum handle.  
Contains Integral backflow protection device.  
Patented resetting pressure relief valve prevents bursting when freezing even if the hose is left on.

#### 12" Length

INLET DESCRIPTIONS	STOCK NO	EACH
1/2" Copper Sweat K, L, M Inside		
3/4" M Only Outside	1219C	88.02
1/2" FPT - 3/4" MPT.	1219P	90.60
3/4" Female Sweat.	1219C3	90.60
3/4" PEX Tube Fitting.	1219PX3	90.60
3/4" Press Connection.	1219PP	103.47



## Woodford Mounting Sleeve

For Models 14, 16, 17, & 19 Only

Adjustable 3/4" - 5 3/4".

STOCK NO	EACH
WFMS.	19.17



## Woodford Auto-Drain Freezeless Wall Faucets

### Model 27 • ASSE 1052

3/4" Male hose thread nozzle drains as metal handle is shut off even if hose is attached. Designed for residential outside water service applications and intended for irrigation purposes. Brass finish.

#### 10" Length

INLET DESCRIPTIONS	STOCK NO	EACH
1/2" Copper Sweat K, L, M Inside		
3/4" M Only Outside	27C10	123.46

#### 12" Length

INLET DESCRIPTIONS	STOCK NO	EACH
1/2" Copper Sweat K, L, M Inside		
3/4" M Only Outside	27C12	127.12

#### 14" Length

INLET DESCRIPTIONS	STOCK NO	EACH
1/2" Copper Sweat K, L, M Inside		
3/4" M Only Outside	27C14	130.79

#### 18" Length

INLET DESCRIPTIONS	STOCK NO	EACH
1/2" Copper Sweat K, L, M Inside		
3/4" M Only Outside	27C18	138.11



## Freezeless Sanitary Roof Hydrant

### Model SRH-MS • ASSE 1057

Intended for irrigation purposes and to provide water, in any weather condition, on commercial building roofs. The SRH is backflow protected with a field testable ASSE 1052 double check backflow preventer.

INLET DESCRIPTIONS	STOCK NO	EACH
3/4" NPT female inlet.	SRHMS	1468.44



## Woodford Freezeless Hot and Cold Outside Wall Faucets

### Model 22C and V22C • ASSE 1019

3/4" Male hose thread nozzle.  
Oval, Powder-coated, cast aluminum handle.  
Contains Integral backflow protection device.  
Patented resetting pressure relief valve prevents bursting when freezing even if the hose is left on.

#### 12" Length • Horizontal

INLET DESCRIPTIONS	STOCK NO	EACH
1/2" Copper Sweat K, L, M Inside		
3/4" M Only Outside	1222C	214.54
1/2" FPT - 3/4" MPT.	1222P	218.31
3/4" Female Sweat.	1222C3	218.31
3/4" PEX Tube	1222PX3	218.31

#### 6" Length • Vertical

INLET DESCRIPTIONS	STOCK NO	EACH
1/2" Copper Sweat K, L, M Inside		
3/4" M Only Outside	6V22C	192.89
1/2" FPT - 3/4" MPT.	6V22P	196.65

#### 12" Length • Vertical

INLET DESCRIPTIONS	STOCK NO	EACH
1/2" Copper Sweat K, L, M Inside		
3/4" M Only Outside	12V22C	214.54
1/2" FPT - 3/4" MPT.	12V22P	218.31
3/4" Female Sweat.	12V22C3	218.31
3/4" PEX Tube	12V22PX3	218.31

#### Wisconsin Code Approved

12"	12V22CMHWI	214.54
-----	------------	--------

## (21) Drywall Mounting Plate - DMP

### For Models 22C and V22C

Made from strong PC/ABS, the Mounting Plate is designed to space the faucet wall flange away from 5/8" thick drywall. Includes: 2 Cover plates, 1 Mounting Plate, 4 White Headed Screws, 2 Sheet Metal Screws, and 4 Wood Screws.

SIZE	STOCK NO	EACH
4 x 9 1/4"	WODMP	35.11



## Woodford Anti-Siphon Wall Faucets

### Model 101 • ASSE 1019

Anti-siphon protected wall faucet for mild climates.

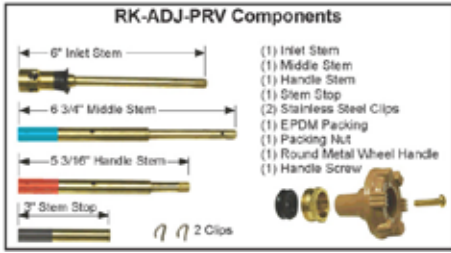
INLET DESCRIPTIONS	STOCK NO	EACH
1/2" Copper Sweat K, L, M Inside		
3/4" M Only Outside	101C	52.08







## Accessories



### Woodford Adjustable Operating Rod

For Models 14, 16, 17, 19, 22 or V22  
Designed to prevent the copper tube from bursting in freezing conditions from 4" to 14" wall thickness. Upgrade or Replace

WALL THICKNESS	STOCK NO	EACH
4"-14"	WORKADJPRV	66.87

### Woodford Over Size Flange

For Models 14, 16, 17, 19, & 101 flange  
Covers larger holes from previous installs. Includes a top, bottom and 2 mounting screws that attach to any new or existing

SIZE	STOCK NO	EACH
3 1/2"	WORKOSF	6.21

### Woodford Metal Handle

For Models 14 & 17

STOCK NO	EACH
WO30099	7.20

### Woodford Repair Kits

Note: Does NOT Include Valve Stem

FOR HYDRANT MODELS:	STOCK NO	EACH
25/27	WORK25	80.72
60/65/67	WORK65	116.90

### Woodford Tee Key

For Woodford Models 65 & 67

STOCK NO	EACH
WO5009	5.76

### Woodford Vacuum Breaker Kit

For Woodford Model 17

STOCK NO	EACH
WORK17VB	4.86

## Commercial

### Woodford Wall Hydrant With Vacuum Breaker

Model 26P • ASSE 1052  
Backflow Preventer 50HF, 3/4" FPT

DESCRIPTION	STOCK NO	EACH
Brass, metal handle	26P34	75.17
Rough Chrome, plastic handle	26P34CH	84.92

### Woodford Anti-Siphon Freezeless Wall Hydrant

Model 65C • ASSE 1019  
Vacuum Breaker 34HA, ASSE 1011  
3/4" Copper inlet • 125 PSI

LENGTH	STOCK NO	EACH
12"	65C12	349.45

### Woodford Freezeless Wall Hydrant Square Box

Model B-67C • ASSE 1052  
Backflow Preventer 50HA  
3/4" Copper inlet • 125 PSI

LENGTH	STOCK NO	EACH
12"	B67C12	683.09

### Woodford Freezeless Wall Hydrant

Model 67C • ASSE 1052  
Backflow Preventer 50HA  
3/4" Copper inlet • 125 PSI

LENGTH	STOCK NO	EACH
12"	67C12	349.45
18"	67C18	370.53

### Woodford Freezeless Undercover Wall Hydrant

Model 68C • ASSE 1053  
Backflow preventer 50HA, ASSE 1052  
3/4" Copper inlet • 125 PSI

LENGTH	STOCK NO	EACH
12"	68C12	495.05

### Woodford Vacuum Breakers and Backflow Preventers

Model 34HA standard on Models 25 & 65

COLOR	STOCK NO	EACH
Model 34HA standard on Models 25 & 65		
Chrome	WO34HACH	58.97
Model 50HA standard on Models C22, B22, 27, 30, 67 & 68. Also converts Woodford Model 65 to 67		
Chrome	WO50HACH	65.48
Model 50HF standard on 26, Y2, H34, B26 & Y95		
Chrome	WO50HFCH	67.74

## Arrowhead

arrowheadbrass.com

### Arrowhead 470 Series Freeze-Proof 12" Wall Hydrant

SIZE	STOCK NO	EACH
Sweat x MIP • ASSE 1019A		
1/2"	47612	54.00
3/4"	47812	54.00
Sweat x PEX • ASSE 1019A		
3/4"	47712	54.00

## Prier

prier.com

### Anti-Siphon Freezeless Wall Hydrant

Model 408-12 & 412-12 • ASSE 1019  
With vacuum breaker & internal backflow preventer

SIZE	LENGTH	STOCK NO	EACH
1/2" MIP x 1/2" SWT	12"	PR40812	66.53
3/4" SWT	12"	PR41212	68.83

### Anti-Siphon Freezeless Wall Hydrant

Model 482-12, 478-08, 478-10 & 478-12 • ASSE 1019  
With vacuum breaker & external backflow preventer

SIZE	LENGTH	STOCK NO	EACH
3/4" SWT	12"	MA48212	68.45
1/2" MIP x 1/2" SWT	8"	MA47808	56.36
1/2" MIP x 1/2" SWT	10"	MA47810	59.35
1/2" MIP x 1/2" SWT	12"	MA47812	62.52

### Prier Brass P-118 Single Handle Hot & Cold

ASSE 1019 / UPC • Anti-siphon  
Length 12" Mounting bracket and screws included

SIZE	STOCK NO	EACH
Satin-Nickle 1/2" SWT	PRP118L12SN	711.98
OR Bronze 1/2" SWT	PRP118L12ORB	961.18
Satin-Nickle 1/2" PEX	PRP118X12SN	720.44
OR Bronze 1/2" PEX	PRP118X12ORB	972.58

### Service Kit

For 300/400/500 Series

STOCK NO	EACH
MA7755	32.02

**Reserved**

## Perforated Hanger Strap



3/4" Width

SIZE	STOCK NO	EACH
<b>Galvanized</b>		
10'.....	34X10GAHAST	3.31
100'.....	34X100GAHAST	31.25
<b>Copper</b>		
25'.....	34X25COHAST	125.68
<b>Plastic</b>		
100'.....	34X100PLHAST	18.78

## PickUp Talon Tube Hangers



Sold by the Bucket  
With Barbed - Shank Nail

SIZE	BUCKET QTY.	STOCK NO	EACH
1/2"	1800	SC5562BKT	185.97
3/4"	1000	SC5563BKT	165.58

braxtonharris.com

## 2-Hole Steel Pipe Strap



SIZE	STOCK NO	EACH
1/2"	12PIST	.12
3/4"	34PIST	.17
1"	1PIST	.27
1 1/4"	114PIST	.37
1 1/2"	112PIST	.45
2"	2PIST	.60
2 1/2"	212PIST	2.14
3"	3PIST	1.45

## "One Hole" Snap-Straps



SIZE	STOCK NO	EACH
1/2"	121PIST	.39
3/4"	341PIST	.57
1"	11PIST	1.95
1 1/4"	1141PIST	2.13
1 1/2"	1121PIST	2.25
2"	21PIST	2.69

## Copper Tube Strap



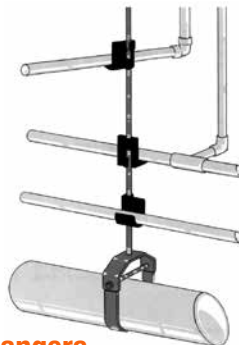
2-Hole

SIZE	STOCK NO	EACH
1/4"	14TUST	.94
3/8"	38TUST	.98
1/2"	12TUST	1.08
3/4"	34TUST	1.79
1"	1TUST	1.85
1 1/4"	114TUST	2.21
1 1/2"	112TUST	2.64
2"	2TUST	2.93

## Wire Pipe Hooks




SIZE	STOCK NO	EACH
<b>Steel, 6" Lengths</b>		
1/2".....	12X6STPIHO	1.13
<b>Copper Plated, 4" Lengths</b>		
1/2".....	12X4COPIHO	.66
3/4".....	34X4COPIHO	.95
<b>Copper Plated, 6" Lengths</b>		
1/2".....	12X6COPIHO	.65
1".....	1X6COPIHO	.68



## Add-A-Hanger Fire Retardant Hangers

- For hanging copper or CPVC on new or existing 3/8" threaded rod.
- Twists on and off. Pipe can snap in and out.
- Eliminates pipe rattle and electrolysis.
- Tubing is secure and protected from sharp metal edges.
- Fire retardant hanger can be used to run tubing through A/C chases.

SIZE/MODEL	STOCK NO	EACH
503 TR.....	12ADAHA	2.30
753TR.....	34ADAHA	2.70
1003TR.....	1ADAHA	3.07




## Metal Stud Insulator

Fire Resistant

SIZE	STOCK NO	EACH
1/2".....	12MSI	.30
3/4".....	34MSI	.30
1".....	1MSI	.25

## Copper Bell Hanger



SIZE	STOCK NO	EACH
1/2".....	12BEHA	2.08
3/4".....	34BEHA	2.10
1".....	1BEHA	2.16

## Full Clamp Tube Hanger

With Barbed - Shank Nail

SIZE	STOCK NO	EACH
1/2".....	12FUCLUHA	.43
3/4".....	34FUCLUHA	.74
1".....	1FUCLUHA	1.31

## Half Clamp Tube Hanger

With Barbed - Shank Nail

SIZE	STOCK NO	EACH
1/2".....	12HACLUHA	.18
3/4".....	34HACLUHA	.24
1/2 x 3/4".....	12X34HACLUHA	.31
1".....	1HACLUHA	.57

# Pipe Hangers

siouxchief.com

(02)

## Pipe Clamps

CPVC and Copper



SIZE	STOCK NO	EACH
1/2"	12PICL	.19
3/4"	34PICL	.42
1"	1PICL	.75
1 1/4"	114PICL	.94
1 1/2"	112PICL	1.25

(02)

## Insulating Suspension Clamps

CPVC and Copper



SIZE	STOCK NO	EACH
1/2"	12INSUCL	.24
3/4"	34INSUCL	.29
1"	1INSUCL	.87
1 1/4"	114INSUCL	1.22

(02)

## Pipe Insulators

CPVC and Copper



SIZE	STOCK NO	EACH
1/2"	12PIIN	.53
3/4"	34PIIN	.54

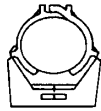
(02)

## Bifolator Insulators

SIZE	STOCK NO	EACH
1/2" or 3/4"	SC555823	.35

(02)

## Clic One-Piece Pipe Hangers



NOM. DIA. COPPER	COPPER O.D.	NOM. DIA. SCH40	STOCK NO	EACH
—	—	3/8"	CLIC17	2.06
—	—	1/2"	CLIC20	2.54
—	—	3/4"	CLIC25	2.60
1 1/4"	1 3/8"	1"	CLIC32	3.68
1 1/2"	1 5/8"	1 1/4"	CLIC40	4.66
—	—	1 1/2"	CLIC47	6.37
—	—	2"	CLIC59	8.58
1/2"	5/8"	—	CLIC15	1.76
3/4"	—	—	CLIC22	2.06
1"	1 1/8"	—	CLIC28	3.68
2"	—	—	CLIC51	7.74

(02)

## White Zipstick Pipe Hanger

No. 553



SIZE	STOCK NO	EACH
14"	SC553014W	3.81
26"	SC553026W	5.93

(02)

## PVC Multi-Purpose Pipe Hangers

Model 549



SIZE	STOCK NO	EACH
1 1/2" - 2"	SC549712	2.77

(02)

## One Piece Nylon Snap-N-Rod Pipe Hangers

For 3/8" rod



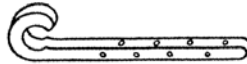
STOCK NO	EACH
1216P	3.23
2124P	3.23
2529P	4.01
3034P	4.04
3538P	4.46
4044P	4.51
4854P	4.91
5663P	5.85

SNAP-N-ROD SELECTION CHART									
Hanger (mm range)	Steel-Plastic Sch. 40&80	Copper Types K, L, M & DWV	Refrigeration Copper	Electric EMT	Electric Heavy Wall	Electric IMC	Stainless Steel Tube	Metric Size Range mm.	Max Load
1216P (12-16)	1/4" .540	3/8"-1/2" .500-.625	1/2"-5/8" .500-.625				1/2"	12-16mm .630	170
2124P (21-24)	1/2" .840	3/4" .875	1/2" .875	3/4" .922	1/2" .840	1/2" .815		21-24mm	215
2529P (25-29)	3/4" 1.050	1" 1.125	1 1/2" 1.125		3/4" 1.050	3/4" 1.029	1"	25-28mm .984-1.100	315
3034P (30-34)	1" 1.315			1" 1.163	1" 1.315	1" 1.290	1 1/4" 1.250	32mm 1.260	.540
3538P (35-38)		1 1/4" 1.375	1 3/8" 1.375	1 1/4" 1.510			1 1/2" 1.500		342
4044P (40-44)	1 1/4" 1.660	1 1/2" 1.625	1 3/8" 1.625	1 1/2" 1.740	1 1/4" 1.660	1 1/4" 1.638		40mm 1.570	365
4854P (48-54)	1 1/2" 1.900	2" 2.125	2 1/2" 2.125		2" 1.900	1 1/2" 1.883	2" 2.000	50mm 1.970	380
5663P (56-63)	2" 2.375			2" 2.197	2" 2.375	2" 2.360	2 1/2" 2.500	63mm 2.480	410

NOTE: Fractional numbers reflect nominal pipe diameter, decimal numbers reflect actual O.D. in inches.

(02)

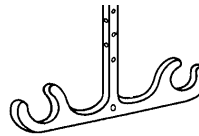
## "J" Hooks Drain Pipe



DESCRIPTION	STOCK NO	EACH
1/2" x 5" CTS	12JHO	1.50
3/4" x 5" CTS	34JHO	1.63
1" x 5" CTS	1JHO	2.15
1 1/2" x 8" DWV	112JHO	1.46
2" x 8" DWV	2JHO	1.51
3" x 8" DWV	3JHO	1.58
4" x 8" DWV	4JHO	2.13

(02)

## "J" Hooks Drain Pipe



DESCRIPTION	STOCK NO	EACH
Double J		
3/4" x 3/4" CTS	34DOJHO	1.63

(02)

## DWV Pipe Hangers



SIZE / DESCRIPTION	STOCK NO	EACH
2" ABS	2BJHO	1.50
3" ABS	3BJHO	1.69
4" ABS	4BJHO	1.90

(02)

## EZGlide™ Suspension Clamp



- Ribs allow pipe to glide easier and more quietly
- V-shaped split design for easy installations
- Compatible with copper, PEX or CPVC
- Plenum Safe™ models meet ASTM E84 25/50 Flame/Smoke Spread and UL94 V-0 flame rating

SIZE / DESCRIPTION	STOCK NO	EACH
1 1/2"	SC5576	1.59
2"	SC5577	2.06

(14)

## Speed Link Universal Support System



LENGTH	STOCK NO	EACH
2 Millimeter with Locking Device		
3 Meter	SLK2L3	22.93
5 Meter	SLK2L5	28.06
3 Millimeter with Locking Device		
2 Meter	SLK3L2	24.73
3 Meter	SLK3L3	27.79
5 Meter	SLK3L5	33.81

erico.com

(27)

## Gas Pipe Pipe Hangers

DESCRIPTION	STOCK NO	EACH
Single Hole	GPH1S	1.40
Double Hole	GPH2	1.95

(18)

## Single Shot Insulating Suspension Clamp

With Preloaded Nail

SIZE / DESCRIPTION	STOCK NO	EACH
1/2"	82980	.49
3/4"	82981	.54
1"	82982	1.50

# Pipe Hangers

dupageproducts.com

erico.com



(02C)

## Threaded Rod

Continuous Threads

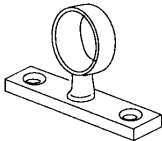
SIZE	THREADS PER INCH	STOCK NO	PER FOOT
<b>Black Steel - 6' Lengths</b>			
1/4"	20	14X6THRO	.43
3/8"	16	38X6THRO	.91
1/2"	13	12X6THRO	1.66
5/8"	11	58X6THRO	2.76
3/4"	10	34X6THRO	3.95
1"	8	1X6THRO	7.77
<b>Black Steel - 10' Lengths</b>			
1/4"	20	14X10THRO	.43
3/8"	16	38X10THRO	.91
1/2"	13	12X10THRO	1.66
5/8"	11	58X10THRO	2.76
3/4"	10	34X10THRO	3.95
<b>Galvanized Steel - 6' Lengths</b>			
1/4"	20	14X6THGSRO	.49
3/16"	18	516X6THGSRO	.81
3/8"	16	38X6THGSRO	.96
1/2"	13	12X6THGSRO	1.71
5/8"	11	58X6THGSRO	2.81
3/4"	10	34X6THGSRO	4.27
7/8"	9	78X6THGSRO	6.30
1"	8	1X6THGSRO	8.30
<b>Galvanized Steel - 10' Lengths</b>			
3/8"	16	38X10THGSRO	.96
1/2"	13	12X10THGSRO	1.71
5/8"	11	58X10THGSRO	2.81
<b>Type 304 Stainless Steel - 6' Lengths</b>			
3/8"	16	38X6THSSRO	4.24
1/2"	13	12X6THSSRO	7.32

(02)

## Jones Hanger

Chromium Plated  
No. 825

I.P.S.	STOCK NO	EACH
1/2"	12IP825	40.54

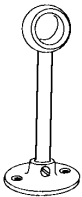


(02)

## Extension Hangers

Chromium Plated  
No. 820

DESCRIPTION	STOCK NO	EACH
3/8" IPS	38IP820	39.75
1/2" IPS	12IP820	39.75
3/4" IPS	34IP820	39.75
1 1/2" OD	112OD820	42.38



(02C)

## Plated Rod Coupling

No. 25

SIZE	STOCK NO	EACH
1/4"	14ROCO	.70
3/8"	38ROCO	.75
1/2"	12ROCO	.75
5/8"	58ROCO	1.71
3/4"	34ROCO	2.66
7/8"	78ROCO	4.66
<b>Reducing Rod Coupling</b>		
1/2" x 3/8"	12X38ROCO	8.40


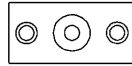


(14)

## Ceiling Flange

BOLT THREAD SIZE

STOCK NO	EACH
<b>No. 940 - Malleable Iron</b>	
3/8"	38CEFL 2.33
<b>No. 942 - Copper Plated</b>	
3/8"	38COCEFL 1.69
<b>No. 945/941 - Galvanized</b>	
3/8"	38GACEFL 3.10
1/2"	12GACEFL 2.00
<b>No. 940 - Stainless Steel</b>	
3/8"	38SSCEFL 9.58
1/2"	12SSCEFL 12.33



## Coach Screw Rod

No. 40

SIZE	STOCK NO	EACH
3/8" x 4"	38X4COSC	2.45
1/2" x 4"	12X4COSC	4.21

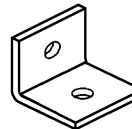


(14)

## Side Beam Attachment

No. 920

SIZE	FOR PIPE SIZE	STOCK NO	EACH
3/8"	3/4" - 2"	38SIBE	3.21
1/2"	2 1/2" - 3 1/2"	12SIBE	3.97



(14)

## No. 38 Offset Eye Socket Rod Hanger

Steel

ROD SIZE	PIPE SIZE	STOCK NO	EACH
3/8"	4" Max.	0380037EG	1.87

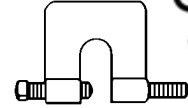


(14)

## C-Clamp

No. 270 with Locknut.

SIZE	STOCK NO	EACH
3/8"	38CCL	4.38
1/2"	12CCL	5.37



(14)

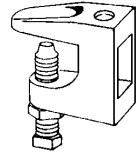
## Malleable Beam Clamp

No. 350 - with Locknut

SIZE	STOCK NO	EACH
3/8"	38BECL	1.92
1/2"	12BECL	2.42
5/8"	58BECL	4.62
3/4"	34BECL	6.55
7/8"	78BECL	14.48

No. 350 - Stainless Steel with Locknut

SIZE	STOCK NO	EACH
3/8"	38SSBECL	21.08
1/2"	12SSBECL	24.49



(14)

## Galvanized Beam Clamp

No. 350 - with Locknut

SIZE	STOCK NO	EACH
3/8"	38GABECL	2.92
1/2"	12GABECL	2.97
5/8"	58GABECL	5.13
3/4"	34GABECL	17.94

(14)

## Wide Mouth Beam Clamp

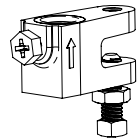
SIZE	STOCK NO	EACH
<b>No. 360</b>		
3/8"	38WMBECL	3.14
1/2"	12WMBECL	3.63

(14)

## Caddy Rod Lock Beam Clamp

500 lbs. Load Capacity

SIZE	STOCK NO	EACH
3/8"	CRLB37EG	11.35

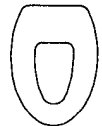


(14)

## Eye Rod Socket

Plain Malleable

SIZE	STOCK NO	EACH
<b>No. 30</b>		
3/8"	38EYSO	2.52
1/2"	12EYSO	3.09







## Extension Split Clamp

3/8" Bolt Thread - Hinged

SIZE	ROD SIZE	STOCK NO	EACH
<b>Plain - No. 508R</b>			
3/8"	3/8"	38EXCL	2.92
1/2"	3/8"	12EXCL	1.42
3/4"	3/8"	34EXCL	1.74
1"	3/8"	1EXCL	1.77
1 1/4"	3/8"	114EXCL	1.95
1 1/2"	3/8"	112EXCL	2.38
2"	3/8"	2EXCL	3.52
2 1/2"	1/2"	212EXCL	6.78
3"	1/2"	3EXCL	9.80
4"	1/2"	4EXCL	12.86
<b>Galvanized - No. 508R</b>			
1/2"	3/8"	12GAEXCL	1.51
3/4"	3/8"	34GAEXCL	1.83
1"	3/8"	1GAEXCL	1.86
1 1/4"	3/8"	114GAEXCL	2.26
1 1/2"	3/8"	112GAEXCL	2.66
2"	3/8"	2GAEXCL	3.50
2 1/2"	1/2"	212GAEXCL	8.06
3"	1/2"	3GAEXCL	8.64
4"	1/2"	4GAEXCL	15.65
<b>Copper Plated - No. 512H</b>			
1/2"	3/8"	12COEXCL	1.71
3/4"	3/8"	34COEXCL	1.92
1"	3/8"	1COEXCL	2.00
1 1/4"	3/8"	114COEXCL	2.18
1 1/2"	3/8"	112COEXCL	2.58
2"	3/8"	2COEXCL	3.15
2 1/2"	1/2"	212COEXCL	5.66
3"	1/2"	3COEXCL	10.15
4"	1/2"	4COEXCL	14.18



## Stainless Steel Extension Split Clamp

3/8" Bolt Thread

SIZE	ROD SIZE	STOCK NO	EACH
<b>Stainless Steel #304 - No. 510R</b>			
1/2"	3/8"	12SSEXCL	8.62
3/4"	3/8"	34SSEXCL	11.41
1"	3/8"	1SSEXCL	12.38
1 1/4"	3/8"	114SSEXCL	13.56
1 1/2"	3/8"	112SSEXCL	16.39
2"	3/8"	2SSEXCL	20.57

(02)

## Sleeve Clips

Designed to fasten sleeves to floor and wall forms prior to pouring concrete.

For Pipe

STOCK NO	EACH
BE58	2.11

(02)

## Conduit and Pipe Hangers

SIZE	STOCK NO	EACH
3/8 - 1/2"	120PIHA	1.43
3/4"	341PIHA	1.54
1"	12PIHA	1.73
1 1/4"	1143PIHA	2.11
1 1/2"	1124PIHA	2.78
2"	25PIHA	3.21

## Riser Clamp

Low Carbon Steel



SIZE	STOCK NO	EACH
<b>Plain - No. 550</b>		
1/2-3/4"	34RICL	5.53
1"	1RICL	5.46
1 1/4"	114RICL	6.31
1 1/2"	112RICL	6.31
2"	2RICL	6.36
2 1/2"	212RICL	8.43
3"	3RICL	9.17
4"	4RICL	11.34
5"	5RICL	15.99
6"	6RICL	18.10
8"	8RICL	33.45
10"	10RICL	45.95
12"	120RICL	72.39
14"	140RICL	168.27
16"	160RICL	378.76
<b>Copper Plated - No. 552</b>		
1/2"	12CORICL	8.15
3/4"	34CORICL	8.15
1"	1CORICL	10.26
1 1/4"	114CORICL	10.61
1 1/2"	112CORICL	12.92
2"	2CORICL	13.66
2 1/2"	212CORICL	16.03
3"	3CORICL	18.41
4"	4CORICL	24.93
<b>Galvanized - No. 551</b>		
1/2"	12GARICL	6.81
3/4"	34GARICL	6.81
1"	1GARICL	9.88
1 1/2"	112GARICL	12.64
2"	2GARICL	13.24
3"	3GARICL	14.94
4"	4GARICL	20.40
5"	5GARICL	25.42
6"	6GARICL	31.23
8"	8GARICL	54.53
10"	10GARICL	84.94
12"	120GARICL	112.69
<b>Stainless Steel - No. 550</b>		
3/4"	34SSRICL	23.61
1"	1SSRICL	23.82
1 1/4"	114SSRICL	25.48
1 1/2"	112SSRICL	25.99
2"	2SSRICL	26.07
2 1/2"	212SSRICL	34.71
3"	3SSRICL	35.84
4"	4SSRICL	41.97

## 50SA

## Short Ear Riser Clamp

Plain Carbon Steel



SIZE	BOLT SIZE	STOCK NO	EACH
3/4"	5/16"	34SERICL	9.42
1"	5/16"	1SERICL	9.42
1 1/4"	5/16"	114SERICL	9.42
1 1/2"	5/16"	112SERICL	6.21
2"	5/16"	2SERICL	5.37
2 1/2"	3/8"	212SERICL	9.20
3"	3/8"	3SERICL	8.26
4"	1/2"	4SERICL	10.39
5"	1/2"	5SERICL	15.62
6"	1/2"	6SERICL	15.84

## Swivel Ring Hanger

For N.F.P.A. Reduced Rod Sizes



PIPE SIZE	ROD SIZE	STOCK NO	EACH
<b>No. 141 — Plain</b>			
1/2"	3/8"	12SWRIHA	.96
3/4"	3/8"	34SWRIHA	.96
1"	3/8"	1SWRIHA	.96
1 1/4"	3/8"	114SWRIHA	1.00
1 1/2"	3/8"	112SWRIHA	1.02
2"	3/8"	2SWRIHA	1.10
2 1/2"	3/8"	212SWRIHA	1.98
3"	3/8"	3SWRIHA	2.10
3 1/2"	3/8"	312SWRIHA	2.29
4"	3/8"	4SWRIHA	2.49
5"	1/2"	5SWRIHA	4.83
6"	1/2"	6SWRIHA	6.00
8"	1/2"	8SWRIHA	8.79
<b>No. 152 — Copper Plated</b>			
1/2"	3/8"	12COSWRIHA	1.20
3/4"	3/8"	34COSWRIHA	1.22
1"	3/8"	1COSWRIHA	1.25
1 1/4"	3/8"	114COSWRIHA	1.35
1 1/2"	3/8"	112COSWRIHA	1.46
2"	3/8"	2COSWRIHA	1.55
2 1/2"	3/8"	212COSWRIHA	2.49
3"	3/8"	3COSWRIHA	3.34
4"	3/8"	4COSWRIHA	4.27
5"	1/2"	5COSWRIHA	21.96
<b>No. 180 — Stainless Steel</b>			
1/2"	3/8"	12SSSWRIHA	3.05
3/4"	3/8"	34SSSWRIHA	3.13
1"	3/8"	1SSSWRIHA	3.14
1 1/4"	3/8"	114SSSWRIHA	3.47
1 1/2"	3/8"	112SSSWRIHA	3.50
2"	3/8"	2SSSWRIHA	4.33
2 1/2"	1/2"	212SSSWRIHA	10.36
3"	1/2"	3SSSWRIHA	10.93
4"	1/2"	4SSSWRIHA	12.75

## Adjustable Swivel Ring Hanger

For N.F.P.A. Reduced Rod Sizes



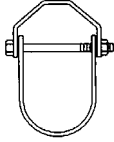
PIPE SIZE	STOCK NO	EACH
<b>No. CT-69 — Copper</b>		
1/2" - 1 1/4"	12114COSWRIHA	1.97

## SuperFix Split Ring Hanger

Caddy SuperFix 454



IP SIZE	CT GALV SIZE	STOCK NO	EACH
3/8"	1/2"	454002	2.60
1/2"	3/4"	454004	2.80
3/4"	1"	454005	2.98
1"	1 1/4"	454006	3.13
1 1/4"	1 1/2"	454007	3.88
1 1/2"	—	454008	4.86
—	2"	454009	5.26
2"	—	454010	6.56
—	2 1/2"	454011	6.75
2 1/2"	—	454012	13.43
—	3"	454013	16.28
3 1/2"	—	454016	20.67
4"	—	454017	21.49



## Clevis Hanger

Low Carbon Steel

SIZE	STOCK NO	EACH
<b>Standard Weight - No. 450</b>		
3/4"	34CLHA	2.10
1"	1CLHA	2.24
1 1/4"	114CLHA	2.43
1 1/2"	112CLHA	2.50
2"	2CLHA	2.69
2 1/2"	212CLHA	4.30
3"	3CLHA	4.70
3 1/2"	312CLHA	6.19
4"	4CLHA	6.17
5"	5CLHA	9.36
6"	6CLHA	12.52
8"	8CLHA	19.40
10"	10CLHA	36.55
12"	120CLHA	44.58
14"	140CLHA	100.66
16"	160CLHA	155.76
<b>Light Weight - No. 440</b>		
1/2"	12LDCLHA	1.27
3/4"	34LDCLHA	1.42
1 1/2"	112LDCLHA	1.78
2"	2LDCLHA	1.96
2 1/2"	212LDCLHA	3.31
3"	3LDCLHA	3.65
<b>Copper Plated - No. 442</b>		
1/2"	12COCLHA	2.04
3/4"	34COCLHA	2.20
1"	1COCLHA	2.28
1 1/4"	114COCLHA	2.51
1 1/2"	112COCLHA	2.56
2"	2COCLHA	2.93
3"	3COCLHA	6.26
4"	4COCLHA	6.99
<b>Galvanized - No. 451</b>		
1/2"	12GACLHA	2.32
3/4"	34GACLHA	1.43
1"	1GACLHA	2.50
1 1/4"	114GACLHA	2.72
1 1/2"	112GACLHA	2.95
2"	2GACLHA	3.17
2 1/2"	212GACLHA	5.88
3"	3GACLHA	6.02
4"	4GACLHA	7.49
5"	5GACLHA	12.10
6"	6GACLHA	14.62
8"	8GACLHA	24.22
10"	10GACLHA	44.08
12"	120GACLHA	44.08
14"	140GACLHA	138.22
16"	160GACLHA	222.13
<b>Stainless Steel - No. 425</b>		
2"	2SSCLHA	9.92
2 1/2"	212SSCLHA	15.67
3"	3SSCLHA	16.55
4"	4SSCLHA	23.65
5"	5SSCLHA	43.71
6"	6SSCLHA	56.25



## Galvanized V-Bottom Clevis Hangers

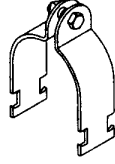
V Bottom Clevis Hanger are designed for the suspension of flexible plastic pipe lines. Used in conjunction with V-Channel.

SIZE	STOCK NO	EACH
1/2"-2"	1VCLHA	4.03
2 1/2"-4"	2VCLHA	8.75

(14a)

## Pipe Clamps

For Rigid Steel Conduit, with Slotted Hex Head Screw No Nut Required, Zinc-Plated



SIZE	STOCK NO	EACH
1/2"	12RIGD	1.35
3/4"	34RIGD	1.26
1"	1RIGD	1.89
1 1/4"	114RIGD	1.90
1 1/2"	112RIGD	2.17
2"	2RIGD	2.82
2 1/2"	212RIGD	2.92
3"	3RIGD	3.67
4"	4RIGD	4.32
5"	5RIGD	5.87
6"	6RIGD	7.27
<b>Stainless Steel - No. 2011</b>		
1/2"	12SSRIGD	3.56
3/4"	34SSRIGD	4.15
1"	1SSRIGD	4.74
1 1/4"	114SSRIGD	5.28
1 1/2"	112SSRIGD	7.93
2"	2SSRIGD	7.24
2 1/2"	212SSRIGD	10.66
3"	3SSRIGD	11.37
4"	4SSRIGD	15.04

## Copper Plated Tubing Clamps

NOMINAL	STOCK NO	EACH
3/8"	38COTUCL	1.31
1/2"	12COTUCL	1.31
3/4"	34COTUCL	1.46
1"	1COTUCL	1.61
1 1/4"	114COTUCL	1.79
1 1/2"	112COTUCL	1.94
2"	2COTUCL	2.34
2 1/2"	212COTUCL	3.54
3"	3COTUCL	3.54
4"	4COTUCL	5.07

(14)

## Galvanized U - Bolt

SIZE	STOCK NO	EACH
<b>Standard with 4 Hex nuts - No 91</b>		
1/2"	12GAUBO	1.19
3/4"	34GAUBO	1.24
1"	1GAUBO	1.33
1 1/4"	114GAUBO	1.99
1 1/2"	112GAUBO	2.04
2"	2GAUBO	2.29
2 1/2"	212GAUBO	5.06
3"	3GAUBO	5.49
4"	4GAUBO	5.88
5"	5GAUBO	6.76
6"	6GAUBO	12.69



(14a)

## Galvanized V-Channel

Designed for the support of plastic or other flexible pipe systems. Use with V-Bottom clevis hanger.

SIZE	STOCK NO	EACH
10' (1/2"-2")	1VCHANNEL	64.01
10' (2 1/2"-4")	2VCHANNEL	112.01

(02)

## Sioux Chief Stud Guard

1 1/2" x 6" with nail holes. For metal studs.

STOCK NO	EACH
SC5306M	.87

(02)

## Sioux Chief Self-Nailing Boca Plate

16ga, 2 self-nailing tabs, 1 nail hole

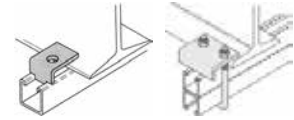
STOCK NO	EACH
3X5NAPL	1.30
5X8NAPL	4.02



(14)

## Beam Clamp

STOCK NO	EACH
<b>No. 7040 (BC20)</b>	
7040BECL	3.02
<b>No. 7070 • 1 5/8"</b>	
7070BECL	5.16



## Center Load Beam Clamp

Malleable iron, PHD #630

SIZE	STOCK NO	EACH
3/8"	38CLBC	34.12



## Hanger Extension Piece

Malleable iron, PHD #25

SIZE	STOCK NO	EACH
3/8"	38HEXP	2.39



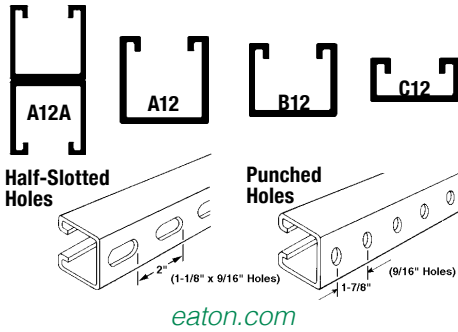
## Caddy Slick Strut Nut

COPPER	STOCK NO	EACH
3/8"	SLICK375	3.33
1/2"	SLICK500	3.33

## Caddy TSM Tubing Channel Clips

Fits standard 1 5/8" strut channel.

COPPER	IPS	STOCK NO	EACH
1/2"		TSM0062	4.24
3/4"	1/2"	TSM0087	5.49
1"	3/4"	TSM0112	6.70
1 1/2"	1"	TSM0137	7.42

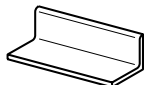


(14A)  
**Metal Framing - 12 Gauge**

DESCRIPTION	STOCK NO	PER FOOT
<b>A12A 1 5/8" x 3 1/4"</b>		
20' Green, welded back-to-back		
Half-Slotted holes . . . . . A12A20GR		21.96
20' Galvanized, welded back-to-back		
Half-Slotted holes . . . . . A12A20GA		20.55
<b>A12 1 5/8" x 1 5/8"</b>		
20' Green		
No holes . . . . . A12GR		7.44
10' Green		
Punched holes . . . . . A12P10GR		11.40
20' Green		
Punched holes . . . . . A12PGR		11.40
20' Green		
Half-Slotted holes . . . . . A12HSGR		7.44
20' Galvanized		
Half-slotted holes . . . . . A12HSGA		6.45
20' Stainless Steel		
Half-slotted holes . . . . . A12HSSS		28.50
10' Green		
Half-slotted holes . . . . . A12HS10GR		7.44
10' Galvanized		
Half-slotted holes . . . . . A12HS10GA		6.45
<b>B12 1 5/8" x 1 3/8"</b>		
20' Green		
Half-slotted holes . . . . . B12HSGR		13.65
20' Galvanized		
Half-slotted holes . . . . . B12HSGA		7.05
<b>C12 1 5/8" x 1 3/16"</b>		
20' Green		
No holes . . . . . C12GR		7.50
10' Galvanized		
Half-Slotted holes . . . . . C12HS10GA		6.00
10' Green		
Half-Slotted holes . . . . . C12HS10GR		6.90
20' Green		
Half-Slotted holes . . . . . C12HSGR		6.90
20' Galvanized		
Slotted holes . . . . . C12HSGA		6.00
20' Stainless Steel		
Slotted holes . . . . . C12HSSS		31.50

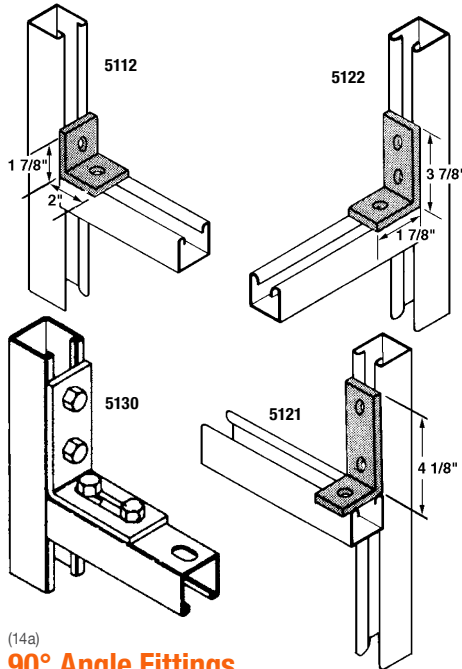
(02)  
**Angle Iron Metal Framing**

SIZE	STOCK NO	PER FOOT
2 x 2 x 1/4" x 20'	2X20ANIR	6.43
3 x 3 x 1/4" x 20'	3X20ANIR	9.97



(14a)  
**Nuts**

SIZE	NO	STOCK NO	EACH
<b>With Regular Spring</b>			
1/4"	3104	14SPRA	.67
3/8"	3106	38SPRA	.84
1/2"	3108	12SPRA	.91
5/8"	3109	58SPRA	4.79
<b>Less Spring</b>			
1/4"	3004	14NUWOSP	.60
3/8"	3006	38NUWOSP	.77
1/2"	3008	12NUWOSP	.79
5/8"	3009	58NUWOSP	1.91
3/4"	3010	34NUWOSP	2.15

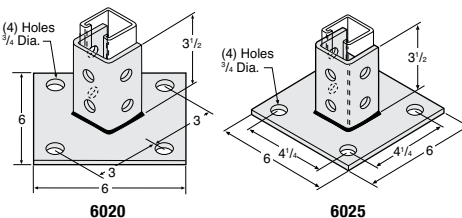


(14a)  
**90° Angle Fittings**

DESCRIPTION	STOCK NO	EACH
2-Hole . . . . . 5112		2.51
3-Hole . . . . . 5122		6.20
3-Hole . . . . . 5121		9.57
4-Hole . . . . . 5130		5.55

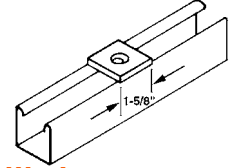
(14a)  
**45° Angle Connector**

DESCRIPTION	STOCK NO	EACH
4-Hole . . . . . 5345		4.92



(14a)  
**Post Base for 1 5/8" Strut**

DESCRIPTION	STOCK NO	EACH
4-Hole . . . . . 6020		26.61
4-Hole . . . . . 6025		28.20



(14C)  
**Square Channel Washer**

SIZE	NO	STOCK NO	EACH
3/8"	5001	38SQCHWA	1.13
1/2"	5002	12SQCHWA	1.13
5/8"	5003	58SQCHWA	1.13
3/4"	5004	34SQCHWA	1.13

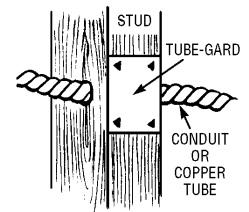


**Combo Nut Washer**

- Can be used in all channel sizes
  - Hex nut to lock in place sold separately
- Electrodeposited zinc finish - ASTM B633 SCl**

THREAD SIZE	STOCK NO	EACH
1/2"	BLNW525ZN	1.92
3/8"	BLNW528ZN	1.82

**See page 1040  
for Hex Nuts**



(02)  
**"Tube-Gard"**

**Nailing Plates**  
Hard steel plate with spurs for self-nailing to stud. Prevents nails or drills hitting conduit or copper. For plumbing, heating or electrical construction.

SIZE	STOCK NO	EACH
1/2" x 3"	112X3NAPL	.54
1/2" x 6"	112X6NAPL	.81
1/2" x 18"	112X18NAPL	2.75
<b>Same as above with 8 nail holes.</b>		
1/2" x 9"	112X9NAPL	1.26

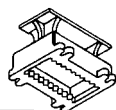
# Hangers, Pipe Supports and Brackets

cooperblin.com

(14a)  
**Plain Concrete Insert**

Malleable iron

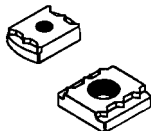
STOCK NO	EACH
PLCOIN	20.38



(14a)  
**Plain Concrete Insert**

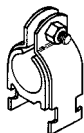
Malleable iron

SIZE	STOCK NO	EACH
3/8"	38INNU	6.61
1/2"	12INNU	6.61
5/8"	58INNU	6.61
3/4"	34INNU	9.86



(02)  
**Crete-Sleeve Plastic Hole Forms**

SIZE	STOCK NO	EACH
1 1/2"	N3590500	5.36
2"	N2780500	6.63
3"	N2790500	8.04
4"	N2800500	10.72
5"	N2810500	12.12
6"	N2820500	14.67
8"	N2830500	28.07



(14a)  
**Cushion Clamps**

OD SIZE	NO	STOCK NO	EACH
1/4"	2501	14CUCL	2.64
3/8"	2502	38CUCL	3.10
1/2"	2503	12CUCL	3.23
5/8"	2504	58CUCL	3.27
7/8"	2506	78CUCL	4.27
1 1/8"	2507	118CUCL	5.42
1 3/8"	2508	138CUCL	6.69
1 5/8"	2509	158CUCL	7.43
2 1/8"	2510	218CUCL	11.88
2 5/8"	2510	258CUCL	16.62
3 1/8"	2512	318CUCL	21.27

(14)  
**Roof Top BLOX  
Piping Support System**

Includes clamping strap.

STOCK NO	EACH
RTB01	28.73



(14)  
**BLOX 1 1/2" Blox Height Extension**

Includes (2) mounting screws.

STOCK NO	EACH
XTB02	15.46



(14)  
**MIRO Pipe Supports**

PIPE SIZE	STOCK NO	EACH
<b>Roof Top Pipe Support</b>		
1 1/2"	MI15	16.78
<b>Roof Top Roller Pipe Support - Adjustable up to 7"</b>		
3"	MI3RAH7	46.05
<b>Conduit Pipe Support - Adjustable from 2 1/2" - 7"</b>		
Up to 3"	MI255	51.76

**Sioux Chief** (02)  
siouxchief.com

**Stub Out Bracket**

Copper-plated • 16 Gauge

Extruded models provide 4 times the soldering surface for extra strength.

521-118 - 1/2" CTS, 2" O.C. (8)  
521-126 - 1/2" CTS, 2" O.C. (11)

SIZE	STOCK NO	EACH
1 1/4" x 20"	SC521118	6.37
1 1/4" x 26"	SC521126	9.59



**20" Multi-Hole Bracket**

With 1/2, 3/4, and 1" holes.

STOCK NO	EACH
SC521810	7.58



**Secure-All**


Copper-plated bracket • 18 Gauge

With 1/2, 3/4, and 1" holes.

Bracketing area on 521-851 is 14"

Bracketing area on 521-852 is 22"

SIZE	STOCK NO	EACH
2 x 20"	SC521851	6.97
2 5/8 x 26"	SC521852	8.51



(18)  
**SimpleStrap™  
Stub Out Bracket Kit**

1 Kit/Bag Includes:  
1/2" CTS Straps with 20" Bracket and Nails.

STOCK NO	EACH
SC5252002PK2	4.27



(14)  
**7510-RT  
Rooftop Support Block**

STRUT CHANNEL SIZE	STOCK NO	EACH
1 3/16" x 1 5/8"	7510RT7200Z	31.42



**Chase Bracket**

Copper-plated • 16 Gauge

Cradles copper water headers up to 3" diameter. Includes 5" stainless steel band.

STOCK NO	EACH
SC521723	11.47



**Carrier Bracket**

Copper-plated • 16 Gauge

1" CTS Hole - Domestic. Washers included.

STOCK NO	EACH
SC521725	18.15



**Power Bar**

Universal Slider Bracket

1 Bracket, 6 drill-tip screws.

SIZE	STOCK NO	EACH
9-16" span	SC5231604	5.12



**Lock Block**

CTS Tube Clamp with screws

SIZE	STOCK NO	EACH
1/2"	SC525B2	1.93



**Strong Arm**

LOCK BLOCKS	SIZE	STOCK NO	EACH
<b>For use with 16" stud bays</b>			
1	1/2"	SC5251612	5.99
1	3/4"	SC5251613	6.41
1	1"	SC5251614	6.57
2	1/2"	SC5251622	7.46
<b>For use with 24" stud bays</b>			
1	1/2"	SC5252412	6.81
2	1/2"	SC5252422	8.27

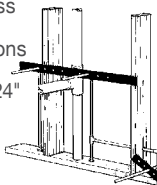


**For PexRite Brackets  
see page 1213**



## Copper Supports

- Unique copper-bonded process
- Heat the pipe, not the bracket
- Solutions for various applications
- Supports 1/2" to 1 1/4" CTS
- Designed for stud bays up to 24"



### No. 100

- Copper-Bonded, Steel Bracket
- 5/8" holes on 2" Centers used for 1/2" CTS
- Ideal for lavatory/sink or water closet

SIZE	STOCK NO	EACH
20"	HO10018	4.18

### No. 101

- Copper-Bonded, Steel Bracket
- 5/8" holes on 2" Centers used for 1/2" CTS
- Ideal for lavatory/sink or water closet

SIZE	STOCK NO	EACH
20"	HO10118	5.29
26"	HO10126	6.05

### No. 102

- Copper-Bonded, Heavy-gage Steel Bracket
- Alternating 7/8" and 1 1/8" holes on 4" Centers
- Used for 3/4" and 1" CTS
- Ideal for water heater and relief lines

SIZE	STOCK NO	EACH
20"	HO10218	4.35
26"	HO10226	5.60

### No. 107

- Copper-Bonded, Heavy-gage Steel Bracket
- Holes on 2" Centers for 1/2" CTS
- Holes on 4" Centers for 3/4" and 1" CTS
- Ideal for lavatory, toilet and water heater

SIZE	STOCK NO	EACH
20"	HO10718	4.84
26"	HO10726	8.01

### No. 114-C

- Copper-Bonded, Heavy-gage Steel Bracket mounts directly to 4-bolt toilet carrier and positions flush valve at 11 1/2" above toilet
- Used for 1" flush valve support
- allows for rough-in prior to framing
- 4 1/2" offset center line rough-in

SIZE	STOCK NO	EACH
23 1/4" x 2 1/2"	HO114C	21.58

### No. V-2

- Easy pre-fabrication
- Ideal for horizontal applications
- Mounts to waste/vent pipes or building structure
- Copper-Bonded, heavy-gage steel bracket, supports 1/2" to 3" tubing with 250lb capacity
- Includes self-locking steel band and felt pad

STOCK NO	EACH
HOV2	17.54

### No. 111-S

- Copper-Bonded, Steel Bracket mounts directly to waste/vent pipe
- Supports 1/2" tubing on 4", 6", 8" centers and 3/4" tubing on 4" and 8" centers
- Includes felt and steal clamp for attachment
- Horizontal or vertical support

SIZE	STOCK NO	EACH
20"	HO111S	13.49

### No. 721

- Galvanized Bracket-Single-hole Plate

SIZE	STOCK NO	EACH
1/2"	HO721	3.98

### Fixture Outlet Box

- Each fixture box assembly includes a supply valve with a quarter-turn handle and threaded compression connection. Protective debris cover included. Escutcheons, valve extension, and other accessories sold separately.

SIZE	STOCK NO	EACH
3/8" PEX	HOHRFP1	19.25
3/8" PEX (Fire Rated)	HOHRFRP1	25.42

## PEXRITE Galvanized Bracket

The Torchless Installation™

### No. 103

- 1-3/8" keyed holes on 2" centers
- Versatile bracket ideal for sink, lavatory & toilet plumbing solutions
- Integrates with PEXRITE No. 701 and No. 704 with patented connection and other HOLDRITE inserts

SIZE	STOCK NO	EACH
20"	HO10318	4.59

### No. 701

- Compatible with PEX, Copper, and CPVC
- Tightens by hand, no tools required
- Secure fit prevents movement

STOCK NO	EACH
HO701	2.09

### No. 704

- Can be installed to stud or No. 103 bracket
- Reduces in-wall fittings and concealed joints
- Provides 360-degree turning radius
- Compatible with all PEX tubing
- 4 1/16" x 5 1/2" Supports 3/8"-1/2" tubing

STOCK NO	EACH
HO704	2.43

## Telescoping Brackets

Telescoping galvanized steel design supports CPVC, Copper, and PEX tubing



### Stout Brackets

- Numerous clamps and fittings integrate onto multiple sides of Stout Bracket for superior strength and versatility
- Ideal for lavatory, shower, toilet, vertical, horizontal and much more
- Includes 4 screws

SIZE	STOCK NO	EACH
10-18" span	HOSB1S	6.19
13-25" span	HOSB2S	7.28

### Isolation Clamp

Variable-size clamp compatible with Copper, PEX, CPVC, Iron, and more.

SIZE	STOCK NO	EACH
Up to 1"	HO250	1.89
1" to 2"	HO280	6.21

### No. SB3 & SB4

- Ideal for toilet, sink/lav., shower head, tub spout, vertical, mid-span, and much more
- Supports both 2-eared and 3-eared 90s
- Integrates with several HOLDRITE clamps and other industry components

SIZE	STOCK NO	EACH
10-18" span	HOSB3	4.68
15 1/4"-25 1/2" span	HOSB4	6.52

### ProGuard

Stub-Out Clamp Support

SIZE	STOCK NO	EACH
1/2" CTS	HO731	2.29
3/4" CTS	HO732	2.29

Turn-Out Support - For use with PEX Only

1/2" CTS	HO734	2.63
----------	-------	------

### No. 117-K

No-Hub Retention Strap Kit. 1/4 Bend

SIZE	STOCK NO	EACH
3"	HO1173K	94.43
4"	HO1174K	103.87
5"	HO1175K	113.31
6"	HO1176K	122.76
8"	HO1178K	132.20
10"	HO11710K	424.93
12"	HO11712K	478.89
15"	HO11715K	627.28

### No. 117-L

No-Hub Retention Band. Cast Iron. 1/8 Bend

SIZE	STOCK NO	EACH
4"	HO1174L	103.87
6"	HO1176L	122.76
8"	HO1178L	132.20
10"	HO11710L	424.93
12"	HO11712L	478.89



# Hangers, Pipe Supports and Brackets

**Sioux Chief** <sup>(02)</sup>  
siouxchief.com

## Pipefix

Each Pipefix assembly includes:

- (1) P552 stainless band
- (2) 1/2-3/4" clamps
- attaching screws

STOCK NO	EACH
<b>Standard Green</b>	
PIFISU	11.47
<b>Fire Retardant Red</b>	
PIFISUFR	15.01

## Universal Slider Bracket

16" adjustable pipe bracket and clamping system. Fast to install.

STOCK NO	EACH
5231624	6.94

## Channel Clamp Set

For above

STOCK NO	EACH
5225501	1.21

## Touchdown Tube Hangers

STOCK NO	EACH
<b>1 base, 1 bridge and screw/bag</b>	
SC55011	3.90
<b>100 Bases, bridges and screws - bulk</b>	
SC55012	6.7

## Plenum Safe Touchdown II Pipe Supports

STOCK NO	EACH
<b>E84 base and bridge and 2 screws/bag</b>	
SC55020	3.91
<b>E84: 1 bridge 1 base with strut clamp/Bag</b>	
SC55027	4.54

## Power Bar

Includes 1 Bracket & Screws

STOCK NO	EACH
SC5232404	6.50

## Power Bar


Includes 1 Bracket & 2 Clamps

STOCK NO	EACH
SC5232434	9.61

## Totem Offset CTS Hanger

Stacked Offset

SIZE	STOCK NO	EACH
1/2 x 3/4" CTS	SC552C23	.48
3/4 x 3/4" CTS	SC552C33	.52



**Walraven** <sup>(02)</sup>  
walraven.com

## BISMAT® Flash

- single screw clamp
- with BISMAT® Flash quick locking system
- clamp easy to close with one hand
- the locking screw can be secured without use of tools
- material: steel
- zinc plated
- noise insulating lining, EPDM rubber, black
- age resistant lining
- sound insulating lining according DIN 4109
- tested for fire safety
- Plenum rated - tested to ASTM E-84



### For use with 3/8" Threaded Rod

IPS	NIRON (MM)	STOCK NO	EACH
1/2"	20 mm	CR3379023	3.72
3/4"	25 mm	CR3379028	3.88
1"	32 mm	CR3379035	4.19
1 1/4"	40 mm	CR3379043	5.13
1 1/2"	50 mm	CR3379051	5.49
2"	63 mm	CR3379063	6.03

## W2000 Cushion Strut Clamp

- the new alternative to the Cushion Clamp
- one-piece design - no loose parts
- easier, faster, safer - installs with one hand
- 3-way screw head - Phillips, flat and hex
- unique design allows one clamp to fit multiple pipe sizes
- W Series Clamps are boxed for easy handling - no more bags
- material: steel 1.0242
- surface treatment: high grade Zn-Mg based coating (600 hours salt spray)
- black EPDM rubber lining protects against galvanic corrosion
- noise/vibration insulating lining
- age resistant lining



IPS	NIRON (MM)	STOCK NO	EACH
1/2"	20 mm	2025012	2.23
3/4"	25 mm	2025014	2.53
1"	32 mm	2025016	4.22
1 1/4"	40 mm	2025020	5.18
1 1/2"	50 mm	2025022	5.49
2"	63 mm	2025026	6.27

## BIS Heavy Duty Clamp HD1501

- wo-part clamp with two locking bolts
- up to and including 5": locking nut is captive
- heavy design
- bolts secured with anti-loss washer
- with CO2 welded connection nut
- material: steel
- surface protection:
  - product is part of the BIS UltraProtect® 1000 system
  - suitable for in and outdoor applications
- noise insulating lining, EPDM rubber, black
- also available: noise insulating lining of silicone rubber (reddish brown), heat resistant up to +395 °F (A 35 15)
- age resistant lining
- sound insulating lining according DIN 4109
- noise reduction according to ISO 3822-1 up to 18 dB(A)
- tested for fire safety



### For use with 1/2" & 3/8" Threaded Rod

IPS	NIRON (MM)	STOCK NO	EACH
3/4"	25 mm	33178029	14.22
1"	32 mm	33178035	18.31
1 1/4"	40 mm	33178045	16.43
1 1/2"	50 mm	33178051	16.94
2"	63 mm	33178064	18.40
2 1/2"	75 mm	33178078	17.75
3"	90 mm	33178092	17.98
4" IPS ONLY	--	33178116	21.75
4" Niron	125 mm	33178133	25.87
6"	160 mm	33178169	40.82
--	200 mm	33178204	45.88
--	250 mm	33178250	47.20
12"	315 mm	33178325	73.21

# Anchors and Wood Screws <sup>(02)</sup>

powers.com

## Rawl Screw Anchors

With Wall Installation, 50 per Box

BOLT SIZE	QUANTITY PER BOX	STOCK NO	EACH
1/4"-20	50	14SRASCAN	1.47



## Rawl Toggle Bolts


BOLT	STOCK NO	EACH
------	----------	------

### Spring-Wing Type

1/8 x 4	18X4RATOBO	.42
3/16 x 3	316X3RATOBO	.41
1/4 x 3	14X3RATOBO	.49
1/4 x 4	14X4RATOBO	.59
1/4 x 6	14X6RATOBO	.86
3/8 x 4	38X4RATOBO	1.35
3/8 x 6	38X6RATOBO	2.00

### Wing Only

3/8"	38RATOWI	1.01
------	----------	------



## Rawl Expansive Screw Anchors

### Less Bolts

SCREW SIZE	HOLE SIZE DIA X DEPTH	STOCK NO	EACH
10-24	3/8 x 5/8"	1024RASCAN	.39
1/4"-20	1/2 x 7/8"	1420RASCAN	.49
3/8"-16	3/4 x 1 1/4"	3816RASCAN	1.32
1/2"-13	7/8 x 1 1/2"	1213RASCAN	2.61

### Tool for Drop-In Bolt Anchor

3/8"	38RAANTO	3.91
1/2"	12RAANTO	5.91
5/8"	58RAANTO	9.85
3/4"	34RAANTO	13.78



## Flanged Drop-In (Lipped) Anchors

NO	SIZE	STOCK NO	EACH
6324	1/4"	14RADRINANL	.43
6326	3/8"	38RADRINANL	.67
6328	1/2"	12RADRINANL	1.17

### Tool for Drop-In Bolt Anchor

3/8"	38RAANTO	3.91
1/2"	12RAANTO	5.91
5/8"	58RAANTO	9.85
3/4"	34RAANTO	13.78



## Rawl Pipe Spike

BOLT	STOCK NO	EACH
3/8"	38RAPISP	1.29



## Snake Plus Screw Anchor

Internally Threaded Self-Tapping Anchor

DESCRIPTION	STOCK NO	EACH
3/8"	PO6401SD	1.13
1/2"	PO6403SD	3.64



## Snake Plus Setting Tool

DESCRIPTION	STOCK NO	EACH
3/8"	PO6407SD	11.74
1/2"	PO6404SD	18.73



## Rawl Drop-In Bolt Anchor

BOLT	STOCK NO	EACH
------	----------	------

### Steel

3/8"	38RADRINAN	.53
1/2"	12RADRINAN	.92
5/8"	58RADRINAN	1.71
3/4"	34RADRINAN	3.63

### Hollow

3/8"	38RADRINANH	3.68
1/2"	12RADRINANH	5.70

### Tool for Drop-In Bolt Anchor

3/8"	38RAANTO	3.91
1/2"	12RAANTO	5.91
5/8"	58RAANTO	9.85
3/4"	34RAANTO	13.78



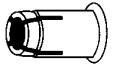
## Rawl Mini Drop-In Anchor

For shallow embedment. Carbon steel.

BOLT	STOCK NO	EACH
3/8"	38RAMIDRINAN	.55

### Tool for Mini Drop-In Anchor

3/8"	38RAMIANTO	6.72
------	------------	------



## Rawl Double Heavy Duty Bolt Anchor

BOLT	STOCK NO	EACH
------	----------	------

3/8"	38RAHDBOAN	1.55
------	------------	------



## Rawl Stud Anchor

BOLT	STOCK NO	EACH
------	----------	------

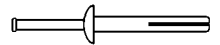
1/4 x 3 1/4"	14X314RASTAN	.51
3/8 x 2 1/4"	38X214RASTAN	.73
3/8 x 2 3/4"	38X234RASTAN	.78
3/8 x 3"	38X3RASTAN	.81
3/8 x 3 3/4"	38X334RASTAN	.96
1/2 x 2 3/4"	12X234RASTAN	1.23
1/2 x 3 3/4"	12X334RASTAN	1.35



## Rawl Nylon Nailins

Lightweight Nail Drive Anchors, Mushroom Head

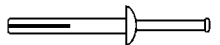
BOLT	STOCK NO	EACH
1/4 x 1	14X1RANYNA	.28



## Rawl Zamac Nailins

One-Piece Nail Drive Anchors, Mushroom Head

BOLT	STOCK NO	EACH
1/4 x 1"	14X1RAZANA	.24
1/4 x 1 1/4"	14X114RAZANA	.25
1/4 x 1 1/2"	14X112RAZANA	.30
1/4 x 2"	14X2RAZANA	.37



## Rawl-Bolt-U/L Listed

BOLT	STOCK NO	EACH
------	----------	------

3/8 x 2 1/4"	38X214RAULBO	4.65
1/2 x 2 3/4"	12X234RAULBO	6.51
1/2 x 3 3/4"	12X334RAULBO	7.12



## Bantam Plugs

Light Duty Plastic Screw Anchors

BOLT	STOCK NO	EACH
8-10 x 7/8"	810SCAN	.06
10-12 x 1"	12SCAN	.06



## Sioux Chief

### Red Expander Anchor Kit

100 Rawlplug anchors & screws plus 1 drill bit.

BOLT	STOCK NO	EACH
10 x 1"	100RASCANKI	15.75

# Screws and Fasteners (02)

powers.com

## Vertigo Rod Hanger Fastening System

- Anchoring onto concrete, wood, and metal substrates
- Suitable for solid base materials
- One piece self-tapping screw style mechanical anchor (concrete)
- One piece self-drilling screw style mechanical anchor (wood and steel)
- Two head configurations for vertical and side mounting
- Zinc plated carbon steel
- Proven diaphragm design
- Tough gloss finish
- Outstanding value

## Vertical Hangers

### Wood

Self drilling and threading in wood for hanging pipe.  $\frac{3}{8}$ " rod.



DESCRIPTION	STOCK NO	EACH
1" for pipe $\frac{1}{2}$ "-1"	PO7203	1.07
2" for pipe 2 $\frac{1}{2}$ " and smaller	PO7165	.98
3" for pipe 3"-4"	PO7167	1.18

### 7173 Concrete

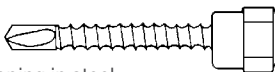
For use in concrete. Predrilling required.  $\frac{3}{8}$ " rod.



STOCK NO	EACH
PO7173	1.48

### Steel

Self drilling and tapping in steel up to  $\frac{3}{16}$ " thick.  $\frac{3}{8}$ " rod.



DESCRIPTION	STOCK NO	EACH
1"	PO7158	1.18
2"	PO7157	1.45

### Vertigo Plus Drive Socket

DESCRIPTION	STOCK NO	EACH
$\frac{1}{2}$ "	PO7198	17.37

## Side Hangers

### 7170 Wood

Self drilling and threading in wood.



SIZE	STOCK NO	EACH
$\frac{3}{8}$ " rod	PO7170	1.19

## Screws & Bolts

buildingfasteners.com

(14B)

### Steel Wood Screws

Flat Head Phillips - Bright

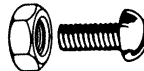


SIZE	STOCK NO	EACH
1 $\frac{1}{2}$ "	11212WOSC	.39
2"	212WOSC	.37

(14B)

### Stove Bolts

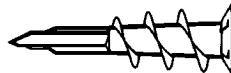
$\frac{1}{4}$ " Diameter



LENGTH	STOCK NO	EACH
$\frac{1}{2}$ "	14X12STBO	.23
$\frac{3}{4}$ "	14X34STBO	.14
1"	14X1STBO	.35
1 $\frac{1}{4}$ "	14X114STBO	.39
1 $\frac{1}{2}$ "	14X112STBO	.15

### ZIP-IT

with Screws



NO	SIZE	STOCK NO	EACH
Zinc			
2349	$\frac{3}{8}$ "-1"	381RAZITZ	.53
Nylon			
2348	$\frac{3}{8}$ "-1"	381RAZITN	.56

(14B)

### Sheet Metal Screws



LENGTH	STOCK NO	EACH
Pan Head		
1 $\frac{1}{2}$ "	11210SMSC	.08
2"	212SMSC	.24
Hex Head		
1"	110HHSMSC	.16
Phillips		
$\frac{3}{4}$ "	3410SMSC	.06

## Sammy Hangers

norfastinc.com

### Sammy Xpress

Installation Tool Includes Sleeve, Bit Receiver, Hex Wrench, and  $\frac{25}{64}$ " Drill Bit.

STOCK NO	EACH
UXPIT	453.24

### Sammy X-Press

Expands to provide direct vertical attachment in light gauge steel deck or purlin

SIZE	STOCK NO	EACH
$\frac{3}{8}$ "	XP20	12.37



## Metal Screws & Rivets

malcoproducts.com

### Malco "Zip-in" Self-Drilling Screws



NO. SIZE	PACK QTY.	STOCK NO	EACH
#8 $\frac{1}{2}$ "	12,000 Pack	HW812Z12M	502.81
#8 1"	7000 Pack	HW81Z7M	471.88
#7 $\frac{1}{2}$ "	1000 Pack	HW712Z	42.19
#8 $\frac{1}{2}$ "	1000 Pack	HW812Z	45.38
#8 $\frac{3}{4}$ "	1000 Pack	HW834Z	59.00
#8 1"	500 Pack	HW81Z	37.19
#10 1"	500 Pack	HW101Z	47.13
#8 1 $\frac{1}{2}$ "	250 Pack	HW8112Z	25.63
#8 2"	250 Pack	HW82Z	34.36
#8 $\frac{1}{2}$ "	100 Pack	HW8X12Z1C	6.91
#12 2"	25 Pack	HW12225PK	10.04

### Zip-In®

Screws in a Pail



NO. PER PAIL	STOCK NO	EACH
7,500 Pack	HW712ZP	308.49
7,000 Pack	HW812ZP	313.27

### Malco "Bit-Tip"

Hex Washer Head Type  
Drills its own hole, taps a matching thread and fastens in steel up to .220 thick in less time than it takes to drill a pilot hole for other fasteners.



BOLT	STOCK NO	EACH
# 8 - 500 Pack		
$\frac{3}{4}$ " (Slotted)	MABT233T	57.61
1"	MABT134T	59.08
# 8 - 1000 Pack		
$\frac{1}{2}$ " (Slotted)	MABT231T	85.49
# 10 - 500 Pack		
$\frac{1}{2}$ "	MABT141T	52.39
$\frac{3}{4}$ "	MABT143T	56.18
1"	MABT144T	77.96
# 10 - 7000 Pack		
$\frac{3}{4}$ "	MABT143	756.91

### Blind Rivets

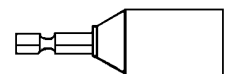
1000 Per Pack



SIZE	STOCK NO	EACH
$\frac{1}{8}$ x .232"	SS42DT	59.21
$\frac{1}{8}$ x .357"	SS44DT	64.73

## Installation Tools

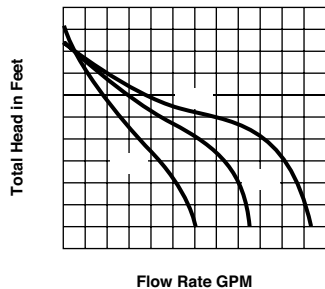
### Nut Driver



DESCRIPTION	STOCK NO	EACH
For Wood		
Red w/spin off feature	PFM2201150	13.48
For Concrete		
Blue with $\frac{3}{16}$ " hole	PO7197	12.47
For Steel		
Silver	PFM2201200	23.63

# Sta-Rite Jet Pumps <sup>(32)</sup>

starite.com

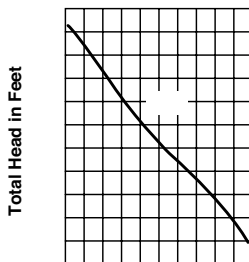


## HN Series Self Priming Shallow Well Jet Pumps

- HN models provide superior performance with more pressure for wells to 25' deep.
- Self-priming after the priming chamber has been filled with water.
- Cast iron body.
- Built-in jet.
- Square-D pressure switch factory set at 30-50 psi for higher pressure.
- HNC, HND, HNE models have 1/4" suction & 1" discharge pipe tapping sizes

STOCK NO	PRICE
HNC	887.92
HND	1127.52
HNE	1251.54

HN SERIES Pump Performance GPM								
Model	HP	Discharge Pressure	Pumping Depth in Feet					Shut Off Pressure (PSI)
			5	10	15	20	25	
HNC	1/2	30	15.0	13.0	11.6	8.7	6.9	70
		40	12.5	11.4	10.1	8.2	6.8	
		50	8.0	6.8	6.1	4.8	3.5	
HND	3/4	30	21.4	19.1	16.5	13.3	9.5	67
		40	20.8	18.7	15.8	13.2	9.3	
		50	13.5	11.6	10.1	7.4	2.4	
HNE	1	30	28.5	25.0	21.4	17.4	12.6	67
		40	28.3	24.4	21.0	17.2	12.3	
		50	21.5	18.3	10.9	3.1	1.6	



## SNC Series Shallow Well Jet Pumps

- SNC models provide excellent performance with good pressure for wells to 25' deep.
- Close-grained cast iron body.
- Built-in jet.
- SNC model features 30-50 switch and 1/4" suction, 1" discharge pipe tapping sizes.

STOCK NO	PRICE
SNC	851.28

SNC SERIES Pump Performance GPM							
Model	HP	Discharge Pressure	Pumping Depth in Feet				
			5	10	15	20	25
SNC	1/2	30	9.7	8.3	7.8	5.9	4.3
		40	7.9	7.2	6.4	5.6	4.1
		50	4.5	3.8	3.1	2.7	1.8

## SSJ Design Series Vertical Single Stage Deep Well Jet Pumps

SSJ deep well jet pumps feature over-the-wall "bolt-on" capability with a special casing adapter for 2" and 3" single pipe installations. A J216-26 adapter flange adapts all double pipe, installations and offset single pipe applications to the SSJ bolt-jet pump. The SSJ includes automatic pressure regulator, pressure gauge and pressure switch.



STOCK NO	PRICE
SSJC	1172.62
SSJD	1304.40

Pump Performance GPM											
Model	HP	Jet No	Pumping Depth in Feet								
			30	40	50	60	70	80	90	100	110
<b>2" SINGLE PIPE JETS (40 PSI)</b>											
SSJC	1/2	10AP	6.2	4.8	3.7	2.3	1.2	----	----	----	----
		8AP	4.1	3.7	3.1	2.6	2.1	1.6	1.2	.08	----
SSJD	3/4	9AP	10.6	7.4	4.7	2.3	----	----	----	----	----
		8AP	5.0	4.7	4.2	3.8	3.3	2.7	2.3	1.8	1.3
<b>4" DOUBLE PIPE JETS (40 PSI)</b>											
*SSJD	3/4	CK-1	8.3	7.4	6.3	5.3	3.8	3.5	2.6	1.8	1.0

\*Use flange adapter J216-26

## HL Design Series Self-Priming Convertible Jet Pumps

HL pumps feature a proven self-priming, suction-over-drive piping configuration. The same convertible jet can be attached to pump for use on shallow well installation, or be utilized in 4" or larger wells as a double pipe deep well jet. One-piece cast-iron pump body and base. Built-in pressure regulator. Pressure gauge. Square D 30-50 pressure switch.



STOCK NO	PRICE
HLC	896.37
HLD	1138.09
HLE	1263.53

Pump Performance GPM								
SHALLOW WELL								
Model	HP	Jet No	(15' Suction Lift) Discharge Pressure PSI					
			20'	30'	40'	50'	60'	70'
HCL	1/2	129SD	8.1	7.9	7.8	5.8	2.8	----
HLD	3/4	CK-1	12.1	12.0	11.9	10.5	5.0	----
DEEP WELL								
Model	HP	Jet No	(40 PSI Discharge Pressure) Pumping Depth in Feet					
			20	30	40	50	60	70
HCL	1/2	54AP	7.4	6.3	5.2	3.9	2.5	2.0
		HLD	3/4	10AP	10.5	10.0	8.1	6.2
HLE	1	54AP	6.0	5.3	4.8	4.2	4.1	3.7
		9AP	11.7	11.1	9.8	6.8	----	----
		8AP	6.7	5.8	5.3	4.7	4.5	4.1

## SLD Series Deep Well Jet Pump

3/4 HP	
STOCK NO	PRICE
SLD	925.98



## MS Design Series Multi-Stage Vertical Deep Well Jet Pumps

MS deep well jet pumps feature over-the-wall "bolt-on" capability, with a special casing adapter for 2" and 3" single pipe installations, and adapter. Flanges for adapting all double pipe installations and offset single pipe applications to the MS bolt-on deep well jet pump. Suction and pressure connections are threaded for optional direct plumbing to the pump on double pipe and offset single pipe installations.

**With automatic pressure regulator.**

STOCK NO	PRICE
MSD	1314.27
MSE	1500.31



2" SINGLE PIPE JETS (40 PSI)														
Mod- el	HP	Jet No	Pumping Depth in Feet											
			30	40	50	60	70	80	90	100	120	130	140	180
MSD	3/4	12AP	10.0	8.3	6.1	4.7	3.8	2.0	1.4	----	----	----	----	----
		8AP	5.5	5.4	5.2	5.0	4.4	4.3	4.1	3.7	2.4	2.1	1.4	---
MSE	1	12AP	12.1	11.3	11.2	10.0	8.8	7.6	6.5	5.6	1.8	----	----	----
		8AP	5.5	5.5	5.3	5.3	5.2	5.1	5.0	5.0	5.0	4.5	4.2	2.0

## Jet Packages

### Shallow Well Package No. 1

Jet with attached check valve.  
For all shallow well applications.  
For use with SL, HL, HMS & SSJ Series pumps.

STOCK NO	EACH
CK1	201.54
127SD	201.54

### 2" Single Pipe Package No. 1

Jet with built-in check valve.  
For all 2" single pipe deep well applications.

STOCK NO	EACH
8AP	201.54
9AP	201.54
10AP	201.54
54AP	201.54

### 4" Double Pipe Package No. 1

**Jet only, ADD FOOT VALVE.**  
For all 4" double pipe applications.  
For use with SL, HL & FL Series pumps.

STOCK NO	EACH
54SD	201.54

### Convertible Package No. 1

Jet with attached check valve.  
For all 4" shallow well convertible applications.

STOCK NO	EACH
129SD	201.54

(34)

## Pentec Intellidrive Water Pressure Control Center

STOCK NO	PRICE
PID10	1804.73
PID20	2188.80
PID50	4011.86



Model Number	Motor Type	HP Range	Input Voltage	Max. Output Amps	Enclosure Type
PID10	*2-WIRE 1-PHASE	.5-1HP	190V-265V	9.5A	NEMA 3R Outdoor
	3-WIRE 1-PHASE			7.5A	
	3-PHASE			5A	
PID20	*2-WIRE 1-PHASE	.5-1.5HP	190V-265V	11A	
	3-WIRE 1-PHASE			13.5A	
	3-PHASE			8.5A	
PID50	3-PHASE	.5-5HP		18A	

\*Note: Will not work with Franklin or Grundfos 2-Wire Submersible Motors

## Casing Adapters

### 2" SSJ, MS Casing Adapter

For use with SSJ & MS Series pumps.

STOCK NO	EACH
J21621	215.64

### 2" Horizontal Casting Adapter

For use with Starite SI & HL Series pumps.

STOCK NO	EACH
J21644	227.62

### 1 1/4 x 1" Reversing Adapter

Converts suction over drive to drive over suction.

STOCK NO	EACH
PKG108	164.20

## A.Y. McDonald Constant Pressure Control

Includes 4-20 mA transducer

STOCK NO	PRICE
SD12HP2	1319.15



Model Number	Motor Type	HP Range	Input Voltage	Rated Output Current	Enclosure Type
6619-019	2-WIRE 1-PHASE	1/3 to 2HP	115V / 230V	16A	NEMA 3R Outdoor Rainproof
SD1-2HP2	3-WIRE 1-PHASE				



## HR Series Myers Jet Pumps

- Rugged cast iron pump
- Priming screen
- Reinforced thermoplastic impeller with stainless steel threaded insert
- Field proven diffuser with stainless steel wear ring
- Dual compartment, double ball bearing motor with voltage selector switch
- Square D pressure switch



HP	STOCK NO	EACH
<b>Shallow Well</b>		
1/2 HP	HR50S	885.80
<b>Deep Well</b>		
1/2 HP	HR50D	894.27

HP	Pressure Switch Setting	Average Operating Pressure	Capacity in Gal. per Min. at Pumping Depth in Feet			Shut-Off Pressure
			5	15	25	
1/2	20-40	20	11.5	9	6	70 psi
		30	11.5	9	6	
		40	10.5	7.5	5	
		50	5.5	3.5	2	

HP	Pressure Switch Setting	Average Regulator Setting	Capacity in Gal. per Min. at Vertical Distance in Ft from pump to Low Water Level					
			30	40	50	60	70	80
1/2	20/40	22 psi	10	8	7	5.5	4.5	3.5
1/2	30/50	22 psi	9.5	7.5	6.5	5	4	3.5

## HJ Series Myers Jet Pumps

- Rugged cast iron pump housing and motor bracket
- Priming tee on shallow well modes and pressure regulator on deep well models
- Reinforced thermoplastic impeller
- Priming screen
- Field proven diffuser with stainless steel wear ring
- Dual compartment, double ball bearing GE motor, w/voltage change switch
- Dual adjustment square D pressure switch



HP	STOCK NO	EACH
<b>Shallow Well</b>		
1/2 HP	HJ50S	1095.11
<b>Deep Well</b>		
1/2 HP	HJ50D	1105.68

HP	Pressure Switch Setting	Discharge Pressure Lbs.	Capacity in Gal. per Min. at Pumping Depth in Feet			Shut-Off Pressure
			5	15	25	
1/2	20-40	20	14.5	11.5	7	65 psi
		30	14.5	11.5	7	
		40	10	8	6	
		50	5.5	3.5	2	

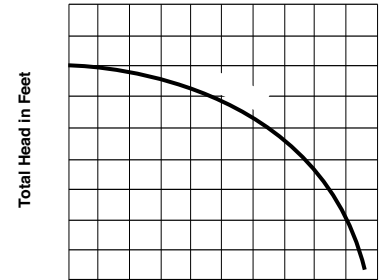
HP	Pressure Switch Setting	Average Regulator Setting	Capacity in Gal. per Min. at Vertical Distance in Ft from pump to Low Water Level						
			30	40	50	60	70	80	90
1/2	20/40	22 psi	10.5	9.5	8	6	5	4	2.5
1/2	30/50	22 psi	9	8	7	5.5	4.5	3.5	—

## Jet Pump Accessories <sup>(32)</sup>

### HR & HJ Overhaul Kits

FOR	STOCK NO	EACH
1/2 HP	PK50	250.87
3/4 HP	PK75	300.67
1 HP	PK100	303.49

## Myers Centrifugal Pump <sup>(32)</sup>



### Myers 2-stage Centrifugal Pump

- 2 HP, 230 volt, suction pipe 1 1/4"
- Discharge pipe 1"
- Rugged heavy duty construction
- Maximum Temperature of 160°F, (71°C)
- Lead free bronze impellers
- Stainless steel shaft
- Shaft seal is made of high-polished ceramic w/carbon rotary face

STOCK NO	EACH
2C200	3514.70

(32)  
**D Design Self-Priming Centrifugal Irrigation Pump**

- Impeller - polycarbonate
- Diffuser - cast iron
- Body and base made of close-grained cast iron
- Shaft - carbon steel inside removable shaft sleeve of stainless steel



STOCK NO	EACH
DS2HF	1055.63
DS2HG	1424.99
DS2HHG	2174.05



**2 HP • Single Phase • Self Priming**

STOCK NO	EACH
DSS4HG	2135.65

**2" Adapter Flange**

STOCK NO	EACH
PKG53	301.62

(21)  
**Impeller**

For use with DHHG3 • C105-214PA

STOCK NO	EACH
C105214PA	219.77



(32)  
**General Purpose Centrifugal Pump**

- Body and base made of close-grained cast iron
- Impeller - Noryl®
- Working temperatures to 140°F
- Abrasion resistant for normal applications

STOCK NO	EACH
JHC	959.09
JHD	1038.03

JH SERIES					
Units	HP	Suction	Discharge	Motor Voltage	Phase
JHC	1/2	1 1/4"	1"	115/230	1
JHD	3/4	1 1/4"	1"	115/230	1

(32)  
**A.Y. McDonald Booster Pump**

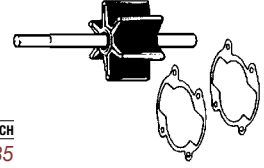
SIZE	STOCK NO	EACH
<b>115v</b>		
1/2 HP	17035R020PC1	1590.11
3/4 HP	17052R020PC1	1782.69
<b>230v</b>		
1 HP	17070R020PC2	2128.37
1 HP	17040C035PC2	2231.59
1 HP	17062C035PC2	2352.93
1 1/2 HP	17078C035PC2	2480.37



ayboosters.com

(51)  
**Paddle Assemblies**

FOR PUMP	STOCK NO	EACH
SIBP20	SI53X	71.85



(51)  
**1/2 HP Transfer Pump**

SWITCHING	HP	VOLTS	DESCRIPTION	STOCK NO	EACH
Manual	1/2	115	Transfer Pump	90000	1496.89



(51)  
**Liberty Portable Transfer Pump Model 331**

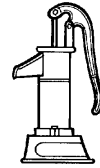
SIZE	STOCK NO	EACH
1/2 HP	LI331	411.08



(34)  
**Size 2 Cast Iron Pitcher Pump**

For wells less than 25' deep.  
To prevent freezing, raise handle to extreme height.  
Suction 1 1/4" standard pipe tap.

STOCK NO	EACH
2IRPIPU	104.25



(34)  
**Monitor Force Pump Stand**

For Windmill, Pump Jack or Hand Pump use.  
These Force Pumps have a built-in surge chamber, adjustable strokes and multi-position cap.  
Order (11HD) for siphon spout.

STOCK NO	EACH
11HD	1475.59

(24)  
**Grundfos SCALA2 Booster Pump**

A fully integrated, self-priming, compact waterworks for pressure boosting in domestic applications with integrated speed control.

MODEL	CONNECTION (IN/OUT)	VOLT	LINE CORD	STOCK NO	EACH
98562818	1" NPT	115	YES	SCALA2	1736.10



# Sta-Rite Submersible Pumps <sup>(32)</sup>

starite.com

## Signature 2000 Design Series Stainless

### 4" Submersible Pumps Single Phase

The Signature 2000 pumps in 7 GPM Trimline™ models fit in narrower wells where a standard 4" submersible can't. The 7 GPM Pumps head to over 1,200 feet and capacities to 10 GPM. Signature 2000 pumps in 10, 15, 20 and 30 GPM have heads to over 1,000 feet and capacities to 45 GPM. These pumps deliver efficient, dependable performance even in rough, aggressive water. Built to deliver long-term, trouble-free service.

#### Features:

- **Shell** - Highest grade, heavy-walled corrosion-resistant stainless steel construction.
- **Discharge** - 300 grade stainless steel for durability in aggressive water. Threads to pump shell. Octagon-shaped to fit pipe wrench. Discharge 1 1/4" on 7, 10, 15 and 20 GPM and 2" on 30 GPM
- **Discharge Bearing** - Exclusive self-lubricating Nylatron® bearing resists wear from sand.
- **Intake** - Corrosion resistant 300 grade stainless steel for durability in aggressive water. Threads to pump shell.
- **Shaft** - Positive drive from hexagonal heavy-duty 300 grade stainless steel.
- **Check Valve** - Internal Flomatic® check valve spring-loaded check valve with anti-rotation lugs.
- **Pentek Motor** - 100% corrosion-resistant stainless steel construction.

**Standard one year warranty  
Extended five year warranty available.  
Contact a Goodin Company  
representative for details.**



PERFORMANCE (GALLONS PER MINUTE)																		
Model	HP	PSI	Pumping Depth in Feet															
			40	60	80	100	125	150	175	200	250	300	350					
7P4C02HL	1/2	0																
		20	9.7	10.4	9.8	9.5	9.0	8.5	7.9	7.3	5.4							
		30	9.2	8.9	8.5	8.1	7.4	6.6	5.6	4.2	0.6							
		40	8.9	8.4	8.0	7.5	6.7	5.7	4.3	1.2								
		50	8.4	7.9	7.4	6.8	5.8	4.4	1.4									
		60	7.87	7.3	6.6	5.8	4.5	1.8										
7P4D02HL	3/4	0																
		20	10.3	10.8	10.4	10.0	9.6	9.3	8.9	8.5	7.6	6.4	4.6					
		30	9.8	9.5	9.3	9.0	8.5	8.2	7.7	7.3	6.6	5.8	4.8					
		40	9.5	9.3	9.0	8.6	8.3	7.8	7.3	6.6	5.0	4.7						
		50	9.2	8.9	8.5	8.3	7.6	7.3	6.6	6.0	3.7	3.1						
		60	8.8	8.5	8.2	7.8	7.4	6.7	6.0	5.0	3.1	1.1						
10P4C01H 10SP4C01H 10P4C02H 10SP4C02H	1/2	0																
		20	14.8	15.0	14.0	13.0	11.8	10.2	8.2	5.7	2.1							
		30	13.7	12.8	11.6	10.3	8.3	6.0	2.5									
		40	12.6	11.5	10.1	8.6	6.1	2.8										
		50	11.3	9.9	8.2	6.2	3.0											
		60	9.6	8.0	6.0	3.2												
10P4D02H 10SP4D02H	3/4	0																
		20	15.8	15.0	14.1	13.7	12.8	11.7	10.5	9.2	7.0	5.4						
		30	15.0	14.3	13.5	12.8	11.8	10.6	9.3	7.7	5.5							
		40	14.2	13.5	12.7	11.9	10.7	9.4	7.9	6.0								
		50	13.4	12.5	11.7	10.8	9.4	8.0	6.1	4.1								
		60	12.4	11.6	10.6	9.8	8.4	5.3	4.2									
10P4E02H 10SP4E02H	1	0																
		20	15.6	15.7	15.3	14.8	14.2	13.4	12.6	11.8	10.8	9.8	8.5	7.2	5.8	4.2	2.0	
		30	15.1	14.6	14.1	13.5	12.9	11.9	10.9	9.8	8.8	7.4	6.2	4.2	2.2			
		40	14.5	14.0	13.4	12.9	11.9	10.9	9.9	8.8	5.9	4.5						
		50	13.9	13.3	12.8	12.0	11.0	10.0	8.8	7.5								
		60	13.9	13.3	12.8	12.0	11.0	10.0	8.8	7.5								
10P4F02H	1 1/2	0																
		20				15.8	15.4	14.9	14.5	14.9	14.8	13.8	12.7	11.6	10.3	9.6		
		30				15.7	15.4	14.9	14.5	14.9	14.8	13.8	12.7	11.6	10.3	9.6		
		40	16.0	15.6	15.3	15.0	14.5	14.0	13.5	12.9	11.7	10.4	9.7	8.0	8.9			
		50	15.5	15.3	14.9	14.5	14.0	13.5	12.9	12.4	11.0	9.7	8.0	8.0				
		60	15.2	14.8	14.4	14.0	13.5	13.0	12.4	11.7	10.5	9.0	7.3					
20P4D02H	3/4	0																
		20	30.9	28.9	26.4	23.9	20.4	15.0	15.0									
		30	25.8	23.1	20.3	16.5	7.1											
		40	22.6	19.7	15.2	7.7												
		50	19.4	14.7	7.0													
		60	13.2	4.9														
20P4E02H	1	0																
		20	31.9	30.6	29.1	27.5	25.2	22.8	20.3	17.1	2.1							
		30	28.8	27.0	25.1	23.3	20.8	17.9	12.5	4.5								
		40	26.7	24.8	22.9	20.9	18.0	13.0	5.0									
		50	24.7	22.7	20.7	18.4	14.0	5.9										
		60	22.4	20.1	17.9	14.1	6.1											
20P4F02H	1 1/2	0																
		20	30.2	29.0	27.6	26.2	24.5	22.7	20.6	18.5	10.1	8.9						
		30	28.8	27.4	26.0	24.7	22.8	20.9	18.7	15.3	3.0							
		40	27.2	25.8	24.3	22.9	21.0	18.8	15.4	11.2								
		50	25.7	24.1	22.7	21.1	18.9	15.5	11.5	5.0								
		60	23.9	22.3	20.9	19.1	16.1	9.5										

HP	STAGE	DESCRIPTION	STOCK NO	EACH
<b>10 GPM</b>				
1/2	7	2 Wire, 115 volt	10SP4C01H	1051.80
		3 Wire, 115 volt	10P4C01H	941.64
		*3 Wire, 230 volt	10P4C02H	807.11
3/4	8	2 Wire, 230 volt	10SP4C02H	901.54
		*3 Wire, 230 volt	10P4D02H	1075.01
		2 Wire, 230 volt	10SP4D02H	1147.43
1	10	*3 Wire, 230 volt	10P4E02H	1257.11
		*3 Wire, 230 volt	10P4F02H	1504.76
<b>20 GPM</b>				
3/4	5	*3 Wire, 230 volt	20P4D02H	1133.47
1	7	*3 Wire, 230 volt	20P4E02H	1226.14
1 1/2	9	*3 Wire, 230 volt	20P4F02H	1630.50

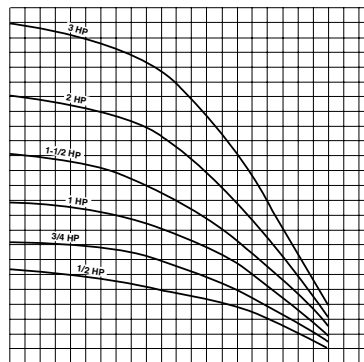
\*3-wire - add control box (p. 1615).  
Two-wire motors are split phase designs with integral starting components and do not require a control box.

## Pump Ends Only

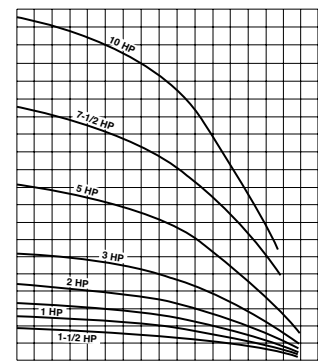
### Less Motor

HP	STAGE	VOLT	GPH	STOCK NO	EACH
1 1/2	17	230	10	L10P4FH	1129.87
1 1/2	9	230	20	L20P4FH	856.05
1 1/2	6	230	30	L30P4FH	964.47
2	12	230	20	L20P4GH	917.12
2	8	230	30	L30P4GH	1106.97
3	12	230	30	L30P4HH	1390.96
5	13	230	50	L50P4JH	1722.57

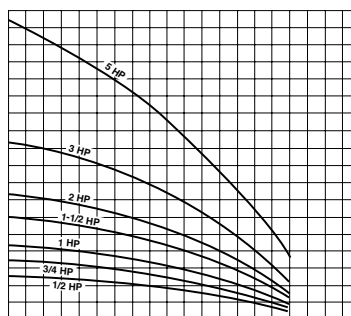
### 7 GPM



### 20 GPM



### 10 GPM



# Sta-Rite Submersible Pumps (32)

starite.com

## "J" Design Series

### 4" Submersible Pumps Single Phase

Precision-engineered, corrosion-resistant pumps in 7, 10, 15, 20 and 30 GPM models deliver efficient, dependable performance even in rough, aggressive water. Heads to over 1150 feet and capacities to 45 GPM. Built to deliver long-term, trouble-free service.

#### Features:

- **Shell** - Highest grade, heavy-walled corrosion-resistant stainless steel.
- **Floating Stack Design** - For sand resistance and reduced sand locking.
- **Discharge** - Fiberglass-reinforced thermoplastic material for durability in aggressive water. Threads to pump shell. Octagon-shaped to fit pipe wrench. Discharge is 1/4" on all models.
- **Discharge Bearing** - Exclusive self-lubricating Nylatron bearing resists wear from sand.
- **Intake** - Fiberglass-reinforced thermoplastic material for durability in aggressive water. Threads to pump shell.
- **Shaft** - Positive drive from hexagonal heavy-duty stainless steel.
- **Check Valve** - Durable internal check valve.
- **Pentek Motor** - 100% corrosion-resistant stainless steel construction.



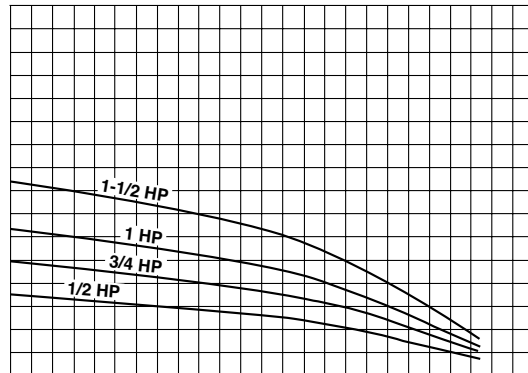
**Standard one year warranty**  
**Extended five year warranty available.**  
**Contact a Goodin Company**  
**representative for details.**

Model	HP	PSI	PERFORMANCE (GALLONS PER MINUTE)											
			Pumping Depth in Feet											
			40	60	80	100	125	150	175	200	250	300	350	
10SP4C02J		20	14.8	14.0	13.0	11.8	10.2	8.2	5.7	2.1				
		30	13.7	12.8	11.6	10.3	8.3	6.0	2.5					
		40	12.6	11.5	10.1	8.6	6.1	2.8						
		50	11.3	9.9	8.2	6.2	3.0							
		60	9.6	8.0	6.0	3.2								
10P4D02J 10SP4D02J	3/4	0	15.9	15.2	14.4	13.5	12.5	11.5	9.0	5.4				
		20	15.8	15.0	14.4	13.7	12.8	11.7	10.5	9.2	5.7			
		30	15.0	14.3	13.5	12.8	11.8	10.6	9.3	7.7	3.5			
		40	14.2	13.5	12.7	11.9	10.7	9.4	7.9	6.0				
		50	13.4	12.5	11.7	10.8	9.4	8.0	6.1	4.1				
10P4E02J 10SP4E02J	1	0	15.9	15.2	14.4	13.5	12.5	11.5	9.0	5.4				
		20	15.8	15.0	14.4	13.7	12.8	11.7	10.5	9.2	5.7			
		30	15.6	15.2	14.7	14.2	13.5	12.8	11.8	10.8	8.5	5.8	6.9	
		40	15.1	14.6	14.1	13.5	12.9	11.9	10.9	9.8	7.4	4.2	2.0	
		50	14.5	14.0	13.4	12.9	11.9	10.9	9.9	8.8	5.9	2.2		
15P4D02J	3/4	0	15.9	15.2	14.4	13.5	12.5	11.5	9.0	5.4				
		20	15.8	15.0	14.4	13.7	12.8	11.7	10.5	9.2	5.7			
		30	15.0	14.3	13.5	12.8	11.8	10.6	9.3	7.7	3.5			
		40	14.2	13.5	12.7	11.9	10.7	9.4	7.9	6.0				
		50	13.4	12.5	11.7	10.8	9.4	8.0	6.1	4.1				
15P4E02J	1	0	22.1	21.8	20.4	19.4	18.4	17.2	15.5	10.3	2.7			
		20	20.9	20.2	19.3	18.7	17.5	15.8	13.4	10.9	3.2			
		30	20.0	19.1	18.5	17.6	16.0	13.7	11.1	7.5				
		40	19.0	18.3	17.4	16.2	13.9	11.3	8.1	3.7				
		50	18.2	17.1	15.8	14.0	11.4	8.2	4.0	0.3				
15P4F02J	1 1/2	0	22.1	21.8	20.4	19.4	18.4	17.2	15.5	10.3	2.7			
		20	21.8	21.2	20.5	20.0	19.3	18.6	17.6	16.5	13.5	9.1	3.2	
		30	21.1	20.3	19.9	19.3	18.7	17.7	16.6	15.4	11.7	6.3	0.1	
		40	20.2	19.8	19.2	18.7	17.9	16.7	15.5	13.7	9.4	3.6		
		50	19.7	19.2	18.6	18.0	16.8	15.6	13.8	11.9	6.7	0.5		
15P4G02J	2	0	22.1	21.8	20.4	19.4	18.4	17.2	15.5	10.3	2.7			
		20	22.5	21.9	21.2	20.9	20.2	19.7	19.1	18.4	17.0	14.7	11.8	
		30	21.8	21.2	20.8	20.3	19.7	19.1	18.5	17.9	16.1	13.5	10.2	
		40	21.1	20.6	20.2	19.6	19.2	18.6	17.9	17.1	14.9	12.0	8.1	
		50	20.6	20.1	19.7	19.2	18.6	17.9	17.1	16.2	13.6	10.8	6.0	
20P4E02J	1	0	31.9	30.6	29.1	27.5	25.2	22.8	20.3	17.1				
		20	28.8	27.0	25.1	23.3	20.8	17.9	12.5	4.5				
		30	26.7	24.8	22.9	20.9	18.0	13.0	5.0					
		40	24.7	22.7	20.7	18.4	14.0	5.9						
		50	22.4	20.1	17.9	14.1	6.1							
60	19.9	17.2	13.0	6.7										

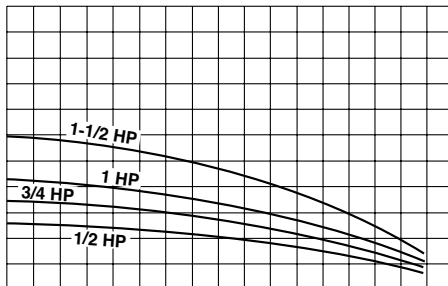
HP	STAGE	DISCHARGE	DESCRIPTION	STOCK NO	EACH
<b>10 GPM</b>					
1/2			2 Wire, 115 volt	10SP4C01J	648.99
1/2	6	1"	*3 Wire, 230 volt	10P4C02J	650.20
			2 Wire, 230 volt	10SP4C02J	648.99
3/4	18	1"	*3 Wire, 230 volt	10P4D02J	715.31
			2 Wire, 230 volt	10SP4D02J	863.96
1	10	1"	*3 Wire, 230 volt	10P4E02J	1021.82
			2 Wire, 230 volt	10SP4E02J	1057.05
<b>20 GPM</b>					
1	7	1/4"	*3 Wire, 230 volt	20P4E02J	1098.81

\*3-wire - add control box (p. 1615). Two-wire motors are split phase designs with integral starting components and do not require a control box.

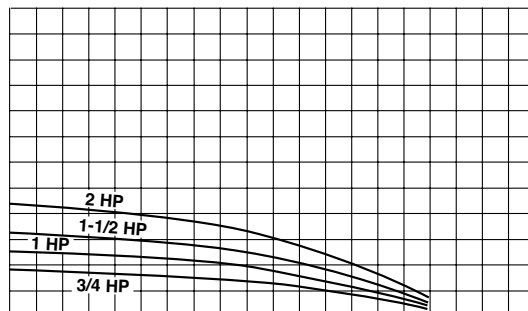
### 15 GPM



### 10 GPM



### 20 GPM



# A.Y. McDonald Submersible Pumps <sup>(32)</sup>

aymcdonald.com

## 24000 Series

### 4" Submersible Stainless Steel Pumps

#### Features:

- Powered by NEMA approved stainless steel motors with built-in lightning protection
- Delivery: up to 25 GPM at 3450 RPM
- Head: up to 1300' at 3450 RPM

All Models have 1/4" NPT discharge

HP	STAGE	DESCRIPTION	STOCK NO	EACH
<b>10 GPM "K" Series</b>				
1/2	7	2 Wire, 115 volt	24050K2A	608.32
		3 Wire, 115 volt	24050K3A	532.91
		2 Wire, 230 volt	24050K2	608.32
3/4	10	3 Wire, 230 volt	24050K3	532.91
		2 Wire, 230 volt	24075K2	668.64
		3 Wire, 230 volt	24075K3	648.53
1	12	2 Wire, 230 volt	24100K2	789.29
		3 Wire, 230 volt	24100K3	691.28
		2 Wire, 230 volt	24150K2	1060.78
1 1/2	17	3 Wire, 230 volt	24150K3	952.68
		2 Wire, 230 volt	24200K3	1420.24
		3 Wire, 230 volt		
<b>15 GPM "L" Series</b>				
1	10	3 Wire, 230 volt	24100L3	852.13
1 1/2	12	3 Wire, 230 volt	24150L3	1048.21
2	17	3 Wire, 230 volt	24200L3	1259.36
<b>20 GPM "P" Series</b>				
1	8	2 Wire, 230 volt	24100P2	829.51
		3 Wire, 230 volt	24100P3	716.42
1 1/2	11	2 Wire, 230 volt	24150P2	1068.32
		3 Wire, 230 volt	24150P3	887.33



## Pump Ends Only

### Less Motor

HP	GPM	STOCK NO	EACH
3/4	10	23075KSH	284.04
3/4	20	23075PSH	392.12
1	10	23100KSH	539.60
1 1/2	20	23150PSH	462.52
1 1/2	25	23150MSH	870.40
1 1/2	33	24150RSH	759.15
3	33	24300RSH	1146.23

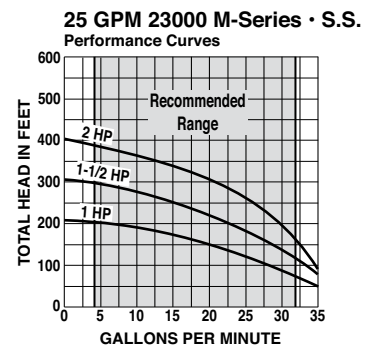
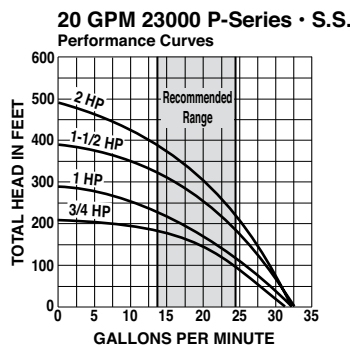
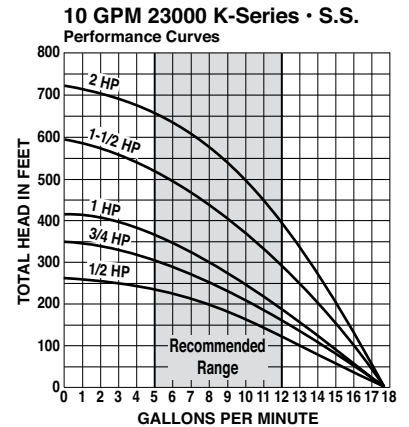
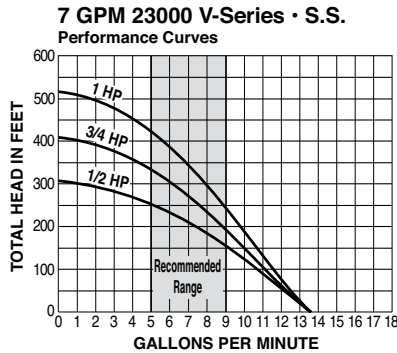
## 23000 Series

### 4" Submersible Stainless Steel Pumps

#### Features:

- Lexan® diffusers
- Stainless steel pump shell
- Acetal impellers

HP	STAGE	DESCRIPTION	STOCK NO	EACH
<b>7 GPM "V" Series</b>				
1/2	11	2 Wire, 230 volt	23050V2	784.27
3/4	15	2 Wire, 230 volt	23075V2	1500.15
		3 Wire, 230 volt	23075V3	1362.54
1	18	2 Wire, 230 volt	23100V2	1715.04
		3 Wire, 230 volt	23100V3	1548.96
<b>10 GPM "K" Series</b>				
1/2	9	2 Wire, 115 volt	23050K2A	723.95
		3 Wire, 115 volt	23050K3A	635.97
		2 Wire, 230 volt	23050K2	723.95
3/4	12	3 Wire, 230 volt	23050K3	635.97
		2 Wire, 230 volt	23075K2	791.82
		3 Wire, 230 volt	23075K3	766.69
1	15	2 Wire, 230 volt	23100K2	930.06
		3 Wire, 230 volt	23100K3	816.95
1 1/2	20	2 Wire, 230 volt	23150K2	1319.21
		3 Wire, 230 volt	23150K3	1113.57
2	25	3 Wire, 230 volt	23200K3	1611.28
<b>20 GPM "P" Series</b>				
1	11	3 Wire, 230 volt	23075P3	779.23
		2 Wire, 230 volt	23100P2	975.31
		3 Wire, 230 volt	23100P3	844.59
1 1/2	15	2 Wire, 230 volt	23150P2	1244.30
		3 Wire, 230 volt	23150P3	1038.16
2	19	3 Wire, 230 volt	23200P3	1503.18
<b>25 GPM "M" Series</b>				
1 1/2	10	3 Wire, 230 volt	23150M3	1050.72







## BSP Series

### 4" Automatic Bottom Suction Pumps

Features:

- 4" Noryl® Impellers
- 304 Stainless Steel Housing
- 1" NTP Outlet
- Minimum operating depth: 8"
- Maximum operating depth: 150'

**No pressure switch or control box needed.**

HP	MAX GPM	MOTOR TYPE	STOCK NO	EACH
3/4	27	2 Wire, 115 volt	BSP007PF	699.38
1	28	2 Wire, 115 volt	BSP010PF	754.46



# Well Points and Screens

maassmidwest.com

FOR STEEL POINTS									
Gauze No.									
90	80	70	60	50	40	30	20		
Slot No.									
6	7	8	10	12	15	18	20	25	35 50

(34)

## Well Point



- Stainless Steel Gauze
- Points will not easily collapse while being driven
- Rugged design with octagonal electroless nickel plated head to prohibit turning in tough driving
- Easily extended in the field by removing head and coupling together with second well point for added capacity
- Stainless steel mig weld top and bottom to prohibit jacket shift or peeling
- 3/16" Diameter spotweld on 1" centers to prevent seam opening
- Stainless steel jacketed 1/8" staggered perforations for maximum open area
- Point may be driven or used with hollow stem flight auger

**Note: 1 1/4" Well Point has 2" O.D.  
2" Well Point has 3" O.D.**

SIZE	GAUZE	OVER-ALL LENGTH	SCREEN LENGTH	SLOT	STOCK NO	EACH
1 1/4"	60	36"	30"	10	915734	113.87
1 1/4"	60	42"	36"	10	915752	119.99
1 1/4"	80	36"	30"	7	915738	113.87
2"	60	36"	30"	10	915852	159.64

(33)

## Stainless Steel Well Points




SIZE	OVER-ALL LENGTH	SCREEN LENGTH	SLOT	STOCK NO	EACH
1 1/4"	42"	36"	10	UO83610	217.73
1 1/4"	54"	48"	7	UO8487	261.95
1 1/4"	54"	48"	10	UO84810	261.95
1 1/4"	54"	48"	12	UO84812	261.95
2"	42"	36"	10	UO93610	260.82
2"	42"	36"	12	UO93612	260.82
2"	54"	48"	7	UO9487	311.85
2"	54"	48"	10	UO94810	311.85
2"	54"	48"	12	UO94812	311.85
2"	54"	48"	15	UO94815	311.85
2"	54"	48"	18	UO94818	311.85
2"	54"	48"	20	UO94820	311.85
2"	54"	48"	10	*UOX94810	311.85
2"	54"	48"	12	*UOX94812	311.85
2"	54"	48"	7	*UOX9487	311.85
2"	66"	60"	10	UO96010	360.61
2"	66"	60"	12	UO96012	360.61

\* Open End Extensions

(33)

## 304 Telescope Size Stainless Steel Well Screens



SIZE	SLOT NO	END FITTINGS	STOCK NO	EACH
4" x 4'	10	MxF	4X4UO10MF	457.00
4" x 4'	12	MxF	4X4UO12MF	457.00
4" x 4'	15	MxF	4X4UO15MF	457.00
4" x 4'	20	MxF	4X4UO20MF	457.00
4" x 4'	25	MxF	4X4UO25MF	457.00

(34)

## "K" Packer



FIP Both Ends

SIZE	STOCK NO	EACH
2 x 1 1/4"	2X114K	25.12
4 x 2"	4X2K	24.57
4 x 3"	4X3K	54.63

# Pressure Tanks

quicktanks.com

(34)

## Quick 75 P.S.I. Standard Vertical Galvanized Tanks

CAPACITY GALLONS	TANK DIA	TANK HEIGHT	STOCK NO	EACH
12	12"	24"	Q12V	650.94
21	16"	24"	Q21V	678.16
42	16"	48"	Q42V	768.92
42	20"	32"	Q42VSQ	814.39
82	20"	60"	Q82V	1220.10
120	24"	60"	Q120V	1616.65
220	30"	80"	Q220V	3905.43

amtrol.com

(44)

## "Well-X-Trol" Pressure Tanks

- For Pressurizing Water Systems
- Pre-Charged—With Sealed-in Diaphragm
- Maximum Working Pressure—150 P.S.I.
- Models WX-101 and WX-102 are pre-charged to 20 P.S.I. for a 20-40 P.S.I. switch setting.
- Other models are pre-charged to 30 P.S.I. for a 30-50 P.S.I. switch setting
- Other pressures may be specified or on-the-job adjustments may be made

SYSTEM CONN	DIA	HEIGHT	TANK VOLUME (GALLONS)	STOCK NO	EACH
<b>WX Series In-Line Models</b>					
3/4"	8"	12 5/8"	2.0	WX101	138.44
3/4"	11"	15"	4.4	WX102	192.04
3/4"	11"	24 3/4"	6.7	WX103	321.75
<b>WX Series Stand Models</b>					
1"	15"	32"	20.0	WX202	457.96
1"	15"	47"	32.0	WX203	743.90
1 1/4"	22"	30"	34.0	WX205	752.50
1 1/4"	22"	36"	44.0	WX250	967.22
1 1/4"	22"	47"	62.0	WX251	1266.23
1 1/4"	26"	47"	86.0	WX302	1352.54
1 1/4"	26"	62"	119.0	WX350	2070.91
<b>WX Series Underground Models</b>					
1"	15 5/8"	29 3/4"	20.0	WX202UG	730.00
1 1/4"	22"	33 3/8"	44.0	WX250UG	1375.97



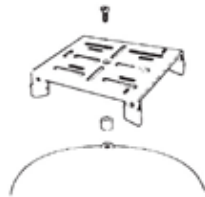
7 Year Warranty.

(44)

## Pump Stand

Model 161 pump stand is for vertical mounting of pump on WELL-X-TROL. For Models: WX201, WX-202, WX-202-IN, AND WX203

STOCK NO	EACH
AM1429	109.87

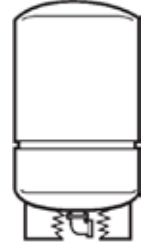


permatank.com

(44)

## Perma Tank Pre-Pressurized Water System Tanks

- Proven diaphragm design
- Tough gloss finish
- Outstanding value
- Maximum operating pressure 100 psi.
- Maximum operating temperature 200° F.



CAPACITY GALLONS	TANK DIA	TANK HEIGHT	SYSTEM CONNECTION	PRECHARGE PRESSURE	STOCK NO	EACH
20	15 3/8"	32 3/4"	1"	30 psi	SBD20	362.35
32	15 3/8"	45 1/2"	1"	30 psi	SBD32	583.29

5 Year Warranty.

starite.com

(44)

## PSC Series Composite Fiberwound Pressure Tanks

- Outer shell fiberglass wound and epoxy resin sealed—lighter and stronger than steel
- Inner liner one piece high density polyethylene
- Air cell made of durable and extensively tested ethyl-vinyl-acetate (EVA)—lasts longer than urethane or butyl diaphragms— FDA approved for potable water
- Easy to remove and replace air cell when tank already installed
- Tank base rigid molded polyethylene—rotates 360° for ease of hook-up
- Service connection of stainless steel
- Air valve brass body and Schrader core assembly



Pumps must be installed with a 100 PSI relief valve.

CAPACITY GALLONS	TANK DIA	TANK HEIGHT	SYSTEM CONNECTION	PRECHARGE PRESSURE	STOCK NO	EACH
19.8	16"	34.1"	1"	40	PSC206	496.88
40.3	16"	59.0"	1"	40	PSC4012	772.24
47.1	21"	43.6"	1 1/4"	40	PSC4814	1052.43
60	24"	44.4"	1 1/4"	40	PSC6020	1295.35
86.7	24"	57.2"	1 1/4"	40	PSC8525	1136.98
119.7	24"	75.4"	1 1/4"	40	PSC11935	1443.29

5 Year Warranty.

# Pressure Tank Accessories <sup>(34)</sup>

americangranby.com

simmonsmsg.com



## Merrill Brass Tank Tee

1" male tank connection x 1" MIP and 3/4" FIP lateral 5" Length

For Use with Well-X-Trol Tanks

STOCK NO	EACH
BAT100CS	26.60



## Perma Signature 2000 Long Brass Tank Cross

10" long, 3/4" female tapping each leg, 1" male tapping each leg, One 1/2" female tapping top of cross, Two 1/4" female tappings on side.

STOCK NO	EACH
SI703	90.65



## Perma Signature 2000 Brass & Type L Copper Fabricated Tank Tee

Fabricated tank tee, 13" long, 1 1/4" male x 1" female on inlet and outlet sides of cross, 3/4" female tapping on top of cross, Two 1/4" female tappings on side.

STOCK NO	EACH
SI704	106.52



## Merrill Accessory Tee

Galvanized cast iron. Tapping for pressure switch and gauge are 1/4" NPT Chamfered threads for easy pipe connection.


Less nipples

SIZE	STOCK NO	EACH
1 1/4"	IAT125XB	25.78
1"	IAT1XB	20.69



## Bleeder

SIZE	STOCK NO	EACH
Brass MPT		
3/4"	PO75BNL	8.34
Rubber		
1"	PO100	1.24



## Simmons Short "Off-the-Floor" Tank Tee

Fabricated, with union on rise. Bronze cross, Copper pipe, Lead-free solder, 9 1/2" overall length, 3/4" female tapping each leg, 1" male tapping each leg, One 1/2" female tapping top of cross, Two 1/4" female tappings on side.

STOCK NO	EACH
SI775	142.81

## Well-X-Trol Short Elevated Tank Cross

With union on rise. Bronze cross, Copper pipe. Lead-free solder, 1" female tapping each leg, 1 1/4" male tapping each leg, One 3/4" female tapping top of cross, Two 1/4" female tappings on side.

STOCK NO	EACH
773	225.21

## Perma Signature 2000 "Off-the-Floor" Tank Tee

Fabricated, with union. 18" overall length, 3/4" female tapping each leg, 1" male tapping each leg, Two 1/2" female tapping top of cross, Two 1/4" female tapping on side.

STOCK NO	EACH
SI796	147.93



## Perma Signature 2000 1 1/4" Elevated Tank Cross

Fabricated, with union. Bronze cross, Copper Pipe. Lead free solder, 1" female tapping each leg, 1 1/4" male tapping each leg, One 3/4" female tapping top of cross, Two 1/4" female tapping on side.

STOCK NO	EACH
791	225.21



## Snifter/Air Valves

Used for admitting air to pump in connection with Figs. 2090, 1809, and 2895 pneumatic water systems.

SIZE	STOCK NO	EACH
1/8"	18SCVA	3.68
1/4"	14SCVA	3.84



## (34) No 451-5 Brass Relief Valve

Pressure only relief valve factory preset @ 75 psi

SIZE	STOCK NO	EACH
1/2"	12SI4515	10.32
3/4"	34SI45175	11.04

# Pitless Adapters



(34)  
**"Monitor" PS Standard  
 Pitless Units for Submersible Pumps**

Less cap • Spool type  
 3/8" AW control tap size • No check valve

CASING SIZE	ORDER CAP SIZE	BURY DEPTH	DISCHARGE AND DROP PIPE	MAX PUMP CABLE	STOCK NO	EACH
<b>Threaded Style</b>						
4"	5"	5'	2"	5/8"	5PS45BS4CO	1053.82
4"	5"	6'	2"	5/8"	6PS45BS4CO	1132.85
5"	6"	<i>Pitless Kit only</i>	2"	11/16"	OPS56S4CO	850.10
6"	7"	6'	2"	3/4"	6PS67BS4CO	1733.32
<b>Kwikonect Style</b>						
4"	5"	6'	2"&1/2"	5/8"	6PS45BN	1324.93
4"	5"	7'	2"&1/2"	5/8"	7PS45BN	1430.65
5"	6"	6'	2"	11/16"	6PS56BNS4CO	1648.94

(21)  
**Monitor "O" Rings**

STOCK NO	EACH
UB15-4" Pitless for 5" casing	
UB15-4" Pitless for 8" casing	
UB15.....	20.20
NC15-5" Pitless for 6" casing	
NC15-5" Pitless for 8" casing	
NC15.....	23.36



(21)  
**Hold-Down Spider**

UPPER CASE SIZE	STOCK NO	EACH
5" .....	120UB	161.81



(21)  
**Spool Cable Seals**

CABLE SIZE	STOCK NO	EACH
14, 12, 10 .....	PS321	70.43



(34)  
**"At-the-Well" Screw-in Control Kit**

For reciprocating pumps. Locates all of the equipment normally used in an automatic water system inside the upper casing of the pitless unit. Control is screw-in type.

STOCK NO	EACH
8AWA .....	268.26







## "Monitor" PL Snappy Cast Iron Pitless Adapters for Submersible Pumps

Less cap • Clamp-on

CASING SIZE	ORDER CAP SIZE	DISCHARGE AND DROP PIPE	STOCK NO	EACH
4"	4"	1"	8PL4	273.35
4"	4"	1"	(3-Pack) 8PL41U3	764.56
5"	5"	1"	8PL5	271.67
6"	6"	1"	8PL6	277.37
6 1/4"	6"	1"	8PL612U	288.63



### "O" Ring for 1" Snappy Pitless Adapter

STOCK NO	EACH
PL3ORI	15.67

## "Monitor" Bulldog Brass Pitless Adapters for Submersible Pumps


Less Cap • Clamp-on

CASING SIZE	ORDER CAP SIZE	DISCHARGE AND DROP PIPE	STOCK NO	EACH
4"	4"	1"	4AO	467.49

## MAASS Model J Weld-On Pitless Adapters for Submersible Pumps

Model J is non-pressure lifting and is designed for deep wells, higher working pressures, and where plastic pipe is used and high water levels. No lock necessary.


CASING O.D.	DISCHARGE AND DROP PIPE	STOCK NO	EACH
4"-5"	1"	4J1	132.23
4"-5"	1 1/4"	4J114	199.11
6"-7"-8"	1"	6J1	132.23
6"-7"-8"	2"	6J2	382.69



## MAASS Model JC Clamp-on Pitless Adapters for Submersible Pumps

Model JC is non-pressure lifting and is designed for deep or shallow wells, higher working pressures, where plastic pipe is used, and high water levels. The 8-degree taper wedge forced against 304 stainless steel nipple is easy to install. No locks, bolts, or wrenches are necessary.

CASING O.D.	DISCHARGE AND DROP PIPE	STOCK NO	EACH
4 1/2"	1"	4JC1	190.43
6 5/8"	1"	6JC1	206.32
4 1/2"	1 1/4"	4JC114	233.56
6 5/8"	1 1/4"	6JC114	247.29



## MAASS Constant Pressure Manifold Packages

Package Consists of:

- (1) 2 1/2" S.S. Back Mounted Liquid Filled Gauge 0-100#
- (1) Spring Loaded Pressure Relief Valve, set @ 75 PSI
- (1) Steel Mounting Bracket
- (1) Chrome Plated Sample Valve
- (1) 1" x 1/2" Brass Bushing for Transducer Connection
- (1) 1" x 3/4" Brass Tank Adapter Bushing

STOCK NO	EACH
952300	167.94



## Dicken Pitless Adapter

Pressure tested to 150 PSI

CASING O.D.	DISCHARGE PIPE	SUPPLY PIPE	STOCK NO	EACH
5 to 12"	1"	1"	LDS10	129.05



## The "Turtle" Economy Watertight Cap

SIZE I.D.	STOCK NO	EACH
<b>Use with Steel Casing</b>		
4"	4WE1	99.12
4 1/2"	45WE1	109.42
5"	5WE1	101.98
6"	6WE1	109.61
6 1/2"	65WE1	182.78
7"	7WE1	180.93
<b>Use with Plastic Casing</b>		
4"	4WE1P	76.26

## Cycle Stop Valves

### Cycle Stop Valves

Automatically adjusts pump output to match variable flow requirements. 1 1/4" Threaded, 1 gpm bypass, 30 GPM max.

P.S.I.	STOCK NO	EACH
60	CSV125601	100.24



# Submersible Pump Accessories (34)

[kalaswire.com](http://kalaswire.com)



## Twisted PVC Submersible Pump Cable with Ground

NO/WIRE	STOCK NO	FOOT
<b>1000' spool</b>		
14-3	1000FT143PLWGR	.96
12-3	1000FT123PLWGR	1.35
12-2	1000FT122PLWGR	1.01
10-3	1000FT103PLWGR	2.02
<b>500' spool</b>		
12-3	500FT123PLWGR	1.35
12-2	500FT122PLWGR	1.01
10-3	500FT103PLWGR	2.02
<b>Cut-to-Measure</b>		
14-3	FT143PLWGR	.96
12-3	FT123PLWGR	1.35
10-3	FT103PLWGR	2.02

## Flat PVC Submersible Pump Cable with Ground

NO/WIRE	STOCK NO	FOOT
<b>500' spool</b>		
8-3	500FT83FLPLWGR	3.65
6-3	500FT63FLPLWGR	5.53
4-3	500FT43FLPLWGR	8.06
2-3	500FT23FLPLWGR	12.67
<b>Cut-to-Measure</b>		
8-3	FT83FLPLWGR	3.65
6-3	FT63FLPLWGR	5.53
4-3	FT43FLPLWGR	8.06
2-3	FT23FLPLWGR	12.67

## UF Underground Cable with Ground

NO/WIRE	STOCK NO	FOOT
<b>1000' spool</b>		
14-2	1000FT142UN	.93
14-3	1000FT143UN	1.34
12-2	1000FT122UN	1.32
12-3	1000FT123UN	1.81
10-3	1000FT103UN	3.03
<b>500' spool</b>		
12-3	500FT123UN	1.81
<b>250' spool</b>		
12-2	250FT122UN	1.32
12-3	250FT123UN	1.81

## Flat TPE Ice Blue Cold Weather Submersible Pump Cable w/Ground

NO/WIRE	STOCK NO	FOOT
<b>1000' spool</b>		
12-2	1000FT122TPEGR	1.57
12-3	1000FT123TPEGR	2.06



## Sta-kons Connectors

WIRE	STOCK NO	EACH
10-12-14	1014STCO	.59
8	8STCO	3.02
6	6STCO	7.30

For Crimper see page 1913

## Heat Shrink Sleeves

SIZE	COLOR	STOCK NO	EACH
3/8" x 3"	Clear	383C	1.18
1/2" x 3"	Clear	453C	1.34

## Heat Shrink Sleeves Kit w/Ground

Clear shrink tube kit includes three .375 x 3" shrink tubes and three #1014 crimp connectors. Fits AWG cable sizes #14 and #12. Includes connector for ground wire.

STOCK NO	EACH
K383CG	6.31



## (18) Plastic Electrical Tape

SIZE	STOCK NO	EACH
3/4" x 60'	ELTA	2.31

## (24) Cable Guard

STOCK NO	EACH
WG-100	1.63



## (34) Self-Fusing Silicone Tape Dispenser

SIZE	STOCK NO	EACH
1" x 10'	943000	22.82
<b>Black Refill</b>		
1" x 12'	943100	8.41

[maasmidwest.com](http://maasmidwest.com)

# Submersible Pump Accessories <sup>(32)</sup>

franklinwater.com



(34)

## Franklin Electric Subdrive Utility

**NEMA 3R**

Constant Pressure Controller.

HP	STOCK NO	EACH
<b>SUBDRIVE UTILITY UT2W • 2-Wire, 1-Phase</b>		
Submersible Applications, 1/3 - 1/2 hp at 115V		
1/2 - 1/2 hp at 230V		
Surface Applications, 1/3 - 1/2 hp at 115V		
1/2 - 1/2 hp at 230V . . . . . 5870202003 1058.62		
<b>SUBDRIVE UTILITY UT3P • 3-Wire, 230 V</b>		
Submersible Applications		
1/2 - 2hp (1-Phase), 1 - 2hp (3-Phase)		
Surface Applications		
1/2 - 2hp (3-Phase) . . . . . 5870202303 1453.25		



(34)

## Franklin Electric Subdrive Connect

**NEMA 3R Enclosure**

Constant Pressure Controller

HP	STOCK NO	EACH
<b>SUBDRIVE 20</b>		
1/2 - 2hp, 1-Phase (3-Wire)		
1 - 2hp, 3-Phase . . . . . 5870205303 2198.66		
<b>SUBDRIVE 30</b>		
1/2 - 2hp, 1-Phase (3-Wire)		
1 - 3hp, 3-Phase . . . . . 5870205403 3031.78		
<b>SUBDRIVE 50</b>		
1/2 - 3hp, 1-Phase (3-Wire)		
1 - 5hp, 3-Phase . . . . . 5870205503C 4079.43		

(34)

## Franklin Electric - Subdrive

**NEMA 4**

Constant Pressure Controller

HP	STOCK NO	EACH
<b>SUBDRIVE 300 • 3-Wire</b>		
5hp (3-Phase) . . . . . 5870206300 6650.80		

(21)

## Franklin Electric - Transducer

**Variable Speed P-Series**

Large Drive Accessories

4-20 mA, +/-0.5% accy

PSIG	STOCK NO	EACH
100	PSIG10010FT	538.92
200	PSIG20010FT	538.92



## Franklin Submersible Motors

**Single Phase**

HP	VOLTAGE	STOCK NO	EACH
<b>2-Wire</b>			
1/2	230	24450590S	694.20
3/4	230	2445079004S	836.99
<b>3-Wire</b>			
1/2	230	21450590S	602.29
3/4	230	21450790S	718.50
1	230	21450890S	745.83
1 1/2	230	22430092S	953.95
2	230	22430192S	1077.75
3	230	22430226	1484.08
5	230	22430386	2103.45
7 1/2	230	2261119020	2414.65

## Franklin Control Boxes

For use with submersible pumps located on pages 1606-1608.

HP	VOLTAGE	STOCK NO	EACH
<b>Capacitor Start/Induction Run</b>			
1/2	115	28010449	127.60
1/2	230	28010549	125.32
3/4	230	28010749	129.87
1	230	28010849	133.68
<b>Capacitor Start/Capacitor Run</b>			
1 1/2	230	28230081	193.67
2	230	28230181	325.07
3	230	28230281	404.06
5	230	28211381	585.58
<b>Deluxe Control Box</b>			
3	230	2823028310	514.94
5	230	28211393	656.22
7 1/2	230	2822019310	974.46
<b>Capacitor Run Control</b>			
1/2	230	2824055015	185.31
3/4	230	2824075015	190.63
1	230	2824085015	191.40

(21)

## Franklin Relay Kit with Wires

HP	VOLTAGE	STOCK NO	EACH
3/4	230	305101903	150.85

(21)

## Franklin Capacitor Start Kit

HP	STOCK NO	EACH
START	305207905	60.01
3/4	305207918	68.35
1, 1 1/2	305207913	71.39

(21)

## Franklin Relay Only

HP	VOLT	STOCK NO	EACH
1/2 - 3	230	305213902	159.23
5 - 10	230	305213961	218.94

## Franklin Submersible Motors

**3 - Phase**

HP	VOLTAGE	STOCK NO	EACH
<b>4"</b>			
1 1/2	230	23451492S	862.04
2	230	2343159204S	934.96
3	230	23431626	1186.35
5	230	2343178602	1906.97
5	460	2343278602	1906.97
<b>6"</b>			
7 1/2	230	2366019020	2353.36
7 1/2	460	2366119020	2353.36
10	230	23660290	2634.03
15	230	23660390	3026.15
20	230	23660490	3712.85
25	230	23660590	4306.24
30	230	23660690	4986.68
10	460	2366129020	2634.03
15	460	23661390	3026.15
20	460	23661490	3712.85
25	460	23661590	4306.24
30	460	23661690	4986.68
40	460	2366178125	5935.98

## Sta-Rite Control Box

HP	VOLT	STOCK NO	EACH
1/2	230	VIP4C02	255.10
3/4	230	VIP4D02	261.44
1	230	VIP4E02	261.44

(21)

## Sta-Rite Capacitors

HP	VOLT	STOCK NO	EACH
1/2 - 1	230	U18881	112.70
1	230	U18730	112.70

(21)

## Sta-Rite Relay

HP	VOLT	STOCK NO	EACH
1/2 - 1	230	U18811	191.59

## Franklin Pumpteck Underload Protector

STOCK NO	EACH
58000201	431.43
58000706	162.86

## Transducer

PSS2-100 • 0-100 lb. capacity.

For use with variable frequency drives.

STOCK NO	EACH
PSS2100	374.06

## Pressure Sensor Kit

223-995-901 • 25-90 PSI

STOCK NO	EACH
223995901	127.63

# Well Drilling Fluids & Grout <sup>(34)</sup>

## Water Well Drilling Fluids

A high yield Bentonite with polymer additives.

CONTAINER SIZE	STOCK NO	EACH
<b>Baroid Quik-Gel</b>		
50 lb. bag	.50LBQUGE	15.64
<b>Extra High Yield Gel</b>		
50 lb bag	.50LBEHYGE	15.43

## Environmental Drilling Fluids

Natural high yield Bentonite - no additives.

CONTAINER SIZE	STOCK NO	EACH
<b>Baroid Aquagel- Gold Seal</b>		
50 lb. bag	.50LBAQ	18.65

## Granular Bentonite

Sealing and plugging agent. Specially processed coarse bentonite.

CONTAINER SIZE	STOCK NO	EACH
<b>Baroid Ben Seal</b>		
50 lb. bag	.50LBBESE	15.53
<b>Wyoben Enviroplug #8</b>		
50 lb bag	.50LBEN8	14.94

## Aqua-Clear AE

Liquid blend of acids and acid enhancers to control bacterial slime contamination due to iron-related and sulfate-reducing bacteria.

- Reduces sulfur taste and odor in water
- Clean up well screens, pumps, and distribution system
- Increase well productivity, reduce power and maintenance costs
- Safe to use on all plastics, rubber and metals

CONTAINER SIZE	STOCK NO	EACH
5 gallon.	.5GAAQCLAE	247.94

## Aqua-Clear PFD

Mud dispersant

CONTAINER SIZE	STOCK NO	EACH
1 gallon.	1GAPFD	84.08

## Chip Bentonite

For sealing and plugging application. Medium size 1/4" to 3/8"

CONTAINER SIZE	STOCK NO	EACH
<b>Baroid Hole Plug</b>		
50 lb bag	.50LBHO	17.55
<b>Enviroplug Medium</b>		
50 lb bag	.50LBENME	14.51

## Bentonite Grout

High solids Bentonite, for grouting and abandonment.

CONTAINER SIZE	STOCK NO	EACH
<b>17% Solids, Wyoben Grout-Well</b>		
50 lb bag	.50LBGRWE	19.79

## Therm-EX Grout

**Wyoben Grout**

CONTAINER SIZE	STOCK NO	EACH
50 lb bag	.50LBTHEXGR	20.18

## Quik-Grout™

Bentonite grouting composition designed for water and monitoring wells, for sealing the annular space around a well casing and for plugging drilled holes and abandoned wells.

**Does not contain organic additives or polymers.**

CONTAINER SIZE	STOCK NO	EACH
50 lb bag	.50LBQUGR	23.07
<b>30% Solids, Wyoben Enviroplug Grout</b>		
50 lb bag	.50LBENGR	22.58

## Polymer Drilling Fluids

Low solids additives, for use as alternative to Bentonite.

### E-Z Mud

For low solids drilling fluids. Easy mixing.

CONTAINER SIZE	STOCK NO	EACH
5 gallon pail	.5GAEZMU	280.06

## Tru-Bore

Specially blended bentonite-based drilling fluid designed for difficult drilling operations in both vertical and horizontal borings. Extremely effective in horizontal drilling applications to maintain hole integrity during pullback.

CONTAINER SIZE	STOCK NO	EACH
50 lb bag	.50LBTRBO	20.22

## Foam

**Baroid Quik-Foam**

- Biodegradable foaming agent in liquid form.
- To improve carrying capacity of air.
- To overcome water invasion, loss of air to formations, and dust in air drilling.
- With QUIK-GEL to make stable form.

CONTAINER SIZE	STOCK NO	EACH
5 gallon can	.5GAQUFO	285.01

## Barotherm® Gold

**2-Part Thermally Conductive Grout**

BAROTHERM® GOLD thermally conductive grout is a bentonite material designed for use in grouting boreholes containing ground source heat loops, and related applications. BAROTHERM GOLD thermally conductive grout when combined with silica sand at various concentrations yields a grout with thermal conductivity values ranging between 0.4 and 1.2 BTU/hr-ft-°F (0.69 – 2.08 watts/m-°C).

SIZE	STOCK NO	EACH
50lb.	.50LBBATH	20.84

## Well Chemicals

For treating wells and swimming pools

CONTAINER SIZE	STOCK NO	EACH
<b>Hth Dry Chlorine</b>		
5 lb. Jar-Granular	.5LBHTH	47.75
100 lb. Drum-Granular	100LBPUGR	652.59

WELL DIAMETER	NORMAL DOSAGE (NO. OF 1 GAL. CONTAINERS)
1 1/4"	1/4
2"	1/2
3"	1
4"	2
5"	3
6"	4

Based on 5' screen lengths



(34)

## Nu-Well

For cleaning encrusted well screens

CONTAINER SIZE	STOCK NO	EACH
1 Gallon jar	1GANW	85.64
4.5 pound.	45LBNW	46.97

## Thinz-It

Thinning agent

CONTAINER SIZE	STOCK NO	EACH
1 gallon.	1GATHINZIT	62.98



## TG Lite Thermal Grout

For Geothermal Heating & Cooling

SIZE	STOCK NO	EACH
50 lb.	.50LBTHGRL	18.02




## BH20 Grout

For Bore Hole Sealing & Geothermal Applications

SIZE	STOCK NO	EACH
50 lb.	.50LBBH20GR	15.74

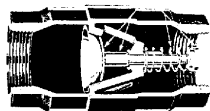
## Check Valves



### No 300 Strataflo Check Valve

With buna S rubber poppets.

PIPE SIZE	LENGTH OVER-ALL	STOCK NO	EACH
3/4"	3 5/16"	34SF300	43.11



### No 400 Strataflo Check Valve

With Metal Poppet

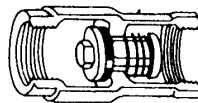
PIPE SIZE	LENGTH OVER-ALL	STOCK NO	EACH
1/2"	2 3/4"	12SF400	45.06
3/4"	3 5/16"	34SF400	52.73
1"	3 11/16"	1SF400	72.76
1 1/4"	4 1/2"	114SF400	98.72
1 1/2"	4 7/8"	112SF400	113.24
2"	5 9/16"	2SF400	160.79



### 500SB Series Silicone-Bronze Lead Free

PIPE SIZE	STOCK NO	EACH
1/2"	SI501SB	43.71
3/4"	SI502SB	44.25
1"	SI503SB	48.13
1 1/4"	SI504SB	65.26
1 1/2"	SI505SB	89.27
2"	SI506SB	144.41

[strataflo.com](http://strataflo.com)



### No 5300 Midwest Check Valve

With Bronze poppet and poppet stem with monel metal spring and flat black rubber facing.

PIPE SIZE	ENTERS PIPE	STOCK NO	EACH
3/4"	2"	34MI5300	51.27
1"	2"	1MI5300	54.04
1 1/4"	2 1/2"	114MI5300	65.76
1 1/2"	3"	112MI5300	98.54
2"	3 1/2"	2MI5300	138.54
3"	6"	3MI5300	571.68
4"	8"	4MI5300	1033.28



### 538-S Midwest Two Hole Check Valve

Heavy red brass. One 1/8" and one 1/4" pipe tapping.

PIPE SIZE	ENTERS PIPE	STOCK NO	EACH
1"	1 1/4"	1MI538S	71.15
1 1/4"	1 3/4"	114MI538S	79.15



### 600 Series Simmons Check Valve

With Buna-N O-Ring, FIP x MIP

PIPE SIZE	STOCK NO	EACH
1 x 1 1/4"	SI617SB	48.18
1 1/4 x 1 1/4"	SI618SB	63.41

### 670 Series Simmons Check Valve

DUCTILE IRON

PIPE SIZE	STOCK NO	EACH
3"	SI670SB	334.32
4"	SI671SB	528.46

### 680 Series Simmons Check Valve

DUCTILE IRON

PIPE SIZE	STOCK NO	EACH
8"	880DI	2492.45

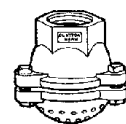
[maassmidwest.com](http://maassmidwest.com)

## Foot Valves



### No 400 Series Simmons Foot Valve

PIPE SIZE	STOCK NO	EACH
3/4"	SI452SB	38.96
1"	SI453SB	43.31
1 1/4"	SI404SB	50.80
1 1/2"	SI456SB	84.37
2"	SI457SB	133.84



### No 540 Midwest Foot Valve with Strainer


Black—Cast Iron, Tapped S.P.S.

PIPE SIZE	STOCK NO	EACH
3"	3MI540	151.80
4"	4MI540	275.39

[simmonsmsg.com](http://simmonsmsg.com)



# Miscellaneous Well Supplies



(34)  
**Brady Air Volume Controls**  

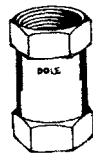
STOCK NO	EACH
AV45	43.79

(34)  
**Air Volume Control**  

DESCRIPTION	STOCK NO	EACH
Deep well, Steel case	1223WJ	61.76

(34)  
**Merrill Tank Float**  


DESCRIPTION	STOCK NO	EACH
16"	ME16	37.96



(24)  
**Dole Flow Controls**  
 Simple, self-cleaning device designed to deliver a constant volume of water from any outlet whether pressure is 15 PSI or as high as 125 PSI.  
**GX Series, 1" female inlet/outlet connection**

FLOW(GPM)	STOCK NO	EACH
4.0	1DO4GX	71.66
5.0	1CDX5	71.66
6.0	1CDX6	71.66
8.0	1DO8GX	71.66
10.0	1DO10GX	71.66

[simmonsrf.com](http://simmonsrf.com)



(34)  
**Class 9013FSG-2 Form P Square D Pumptrols**

- For 1/4" pipe tap.
- A compact, modern, two-pole pressure switch especially designed for use with motor-driven domestic water systems or other low pressure pumping equipment.
- Provides automatic pressure control for single phase or polyphase motors used with this type of pressure equipment.
- Removal of cover exposes entire mechanism.
- Vertical, visible silver contacts.
- Has 1/2" conduit openings.

MODEL	PRESSURE SET	STOCK NO	EACH
9013FSG-2	20-40	FSG240	24.81
9013FSG-2	30-50	FSG250	24.81
9013FSG-2	40-60	FSG260	24.81
9013GSG-2	40-60	GSG2	112.08
9013FSG-2-M4	30-60	FSG2M4	42.40



(34)  
**Deluxe Submersible Torque Arrestors**  
 For protecting submersible pumps from starting torque damage. 4" to 8" well casing, 1/4" drop pipe

STOCK NO	EACH
SI1350	13.33

# Miscellaneous Well Supplies

maassmidwest.com

simmonsmfg.com

americngranby.com



(34)  
**No. 442  
Flush Cap Cylinder**

Barrel of seamless brass tubing.  
Caps and valves all bronze.

I.D. AND STROKE	CAP TAPPED	STOCK NO	EACH
1 <sup>1</sup> / <sub>16</sub> x 10"	1"	11116STCY	231.74
2 x 10"	1 <sup>1</sup> / <sub>4</sub> "	2STCY	256.48
2 <sup>1</sup> / <sub>4</sub> x 10"	1 <sup>1</sup> / <sub>4</sub> "	214STCY	277.18
2 <sup>1</sup> / <sub>2</sub> x 10"	1 <sup>1</sup> / <sub>4</sub> "	212STCY	312.33



(48)  
**Swage Nipple**

SIZE	STOCK NO	EACH
3 x 2"	3X2SWN	253.97
4 x 3"	4X3SWN	369.70
6 x 5"	6X5SWN	1106.12



(34)  
**Simmons  
Sanitary Well Cap**

Single pipe well seals  
for shallow well jet installations.

SIZE	STOCK NO	EACH
2" x 1"	SI107	32.58

(34)  
**Watertight Well Caps**

SIZE	STOCK NO	EACH
4"	4VPWC	60.08
4 <sup>1</sup> / <sub>2</sub> "	45VPWC	81.82
6"	6VPWC	76.32

(34)  
**Simmons  
Sanitary Well Seal**

- Single Drop Pipe
- Submersible Pump

**Solid Top Plate**

SIZE	STOCK NO	EACH
4 x 1"	.3014X1	39.68
4 x 1 <sup>1</sup> / <sub>4</sub> "	.0494X114	40.39
5 x 1 <sup>1</sup> / <sub>4</sub> "	.3245X114	44.04
6 x 1 <sup>1</sup> / <sub>4</sub> "	.3146X114	65.74

(34)  
**Lemco  
Drawdown Well Seal**

Prevents air from entering submersible pumps  
in low water level wells, increasing the life on the  
pump & generally increasing the yield of the vein.

SIZE	STOCK NO	EACH
4 x 1"	4X1LESE	77.96



(34)  
**Cup Leathers**

**No. 41**  
Made from finest oak tan leather.  
Recommended for shallow wells.  
Dry finish, no wax.

SIZE	STOCK NO	EACH
2" x 1 <sup>5</sup> / <sub>16</sub> "	.241CULE	9.23
3" x 2"	.341CULE	13.68
4" x 3"	.441CULE	25.20

**No. 42**  
Same high quality leather.  
Due to special finish (black) given to these cups,  
they are especially recommended for moderately  
deep wells.

SIZE	STOCK NO	EACH
2" x 1 <sup>5</sup> / <sub>16</sub> "	.242CULE	9.23

**No. 44**  
Premium quality oak tan leather.  
Treated with special oils to make the soft & pliable.  
Gives outstanding service in electric pump water  
systems.

SIZE	STOCK NO	EACH
1 <sup>1</sup> / <sub>4</sub> " x 1/2"	114X1244CULE	6.44
1 <sup>1</sup> / <sub>2</sub> " x 1/2"	112X1244CULE	7.28
2"	.244CULE	9.23
2 <sup>1</sup> / <sub>2</sub> "	.21244CULE	11.27

(21)  
**No. 700  
Lower Valve Leathers**



ID	OD	STOCK NO	EACH
3"	3 <sup>1</sup> / <sub>2</sub> "	3700VALE	6.60

(34)  
**4" Septic  
Inspection Plug**

- Lubricated rubber ring  
for easy installation.
- Cast aluminum.
- Fits PVC & Cast Iron.



STOCK NO	EACH
4INPL	21.83

(34)  
**4" Septic Vent Cap**

- For residential septic systems
- 3/16" Cast aluminum walls for strength and  
weather resistance; no discoloration or rust.
- 2 opposed stainless steel set screws  
for positive grip
- 4 bosses for solid support; eliminates tilting.
- Fits PVC and cast iron



STOCK NO	EACH
4SVC	17.79

# Miscellaneous Well Supplies

wellmaster.ca

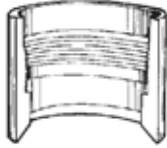
maassmidwest.com

(34)

## Drive Shoes

### Features

- Heat treated for maximum hardness
- Highest quality seamless steel tube (to A.P.I. specs.)
- Concentric machining assures straight setting in well
- Painted to enhance appearance and corrosion-resistance



SIZE	STOCK NO	EACH
<b>Threaded, Cable Tool Style</b>		
4" .....	.941285	80.52
6" .....	.941289	142.91
<b>Weld On, Cable Tool Style</b>		
4" .....	.941318	76.79
6" .....	.941322	127.45
8" .....	.8WELDS	364.21
<b>Threaded, Rotary Style</b>		
4" .....	.941383	86.92
6" .....	.941388	142.91
<b>Weld On, Rotary Style</b>		
4" .....	.941393	78.39
6" .....	.941391	142.91
8" .....	.8ROWELDS	364.21

(34)

## Galvanized Steel Pump Rods

SIZE	LENGTHS PER BUNDLE	STOCK NO	EACH
7/16 x 21	10	.716X21PURO	58.42

(34)

## No. 720 Hexagon Coupling

Female Rod to Female Rod  
Made from solid bars of cold rolled steel.  
Galvanized inside and outside.

SIZE	STOCK NO	EACH
7/16 x 7/16" .....	.716X716ROC	2.06
5/8 x 7/16" .....	.58X716ROC	5.45

(34)

## Manila Rope

Cut-to-Measure Per Foot

SIZE	STOCK NO	EACH
1" .....	.1MARO	1.81

(00)

## Sand

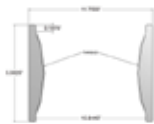
BAG SIZE	STOCK NO	EACH
50 lb. ....	.15REFLSA	20.60
50 lb. ....	.30REFLSA	23.38

(02E)

## R&D Coupling – Black

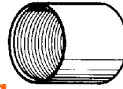
Reamed & Drifted, 8 V. Thread 11.750" O.D.

SIZE	STOCK NO	EACH
10" .....	.10BSWWC	289.29



(34)

## No. 434J Thinwall Turned Coupling



SIZE	O.D.	STOCK NO	EACH
1 1/4 x 1 1/4"	1 13/16"	.114434J	17.25

(34)

## No. 623 Tool coupling

For use with well tools and drill rods.  
Standard pipe threads



PIPE SIZE	O.D. INCHES	STOCK NO	EACH
1"	1 5/8"	.1623TOC	24.10

(02e)

## P & R Drive Couplings



SIZE	STOCK NO	EACH
<b>Galvanized</b>		
1" .....	.1GSPRC	0
1 1/4" .....	.114GSPRC	30.87
1 1/2" .....	.112GSPRC	35.05
2" .....	.2GSPRC	45.51
<b>Black</b>		
2" .....	.2BSPRC	35.05
3" .....	.3BSPRC	49.70
4" .....	.4BSPRC	77.42
5" .....	.5BSPRC	98.87
6" .....	.6BSWWC	105.67
8" .....	.8BSWWC	190.94

(34)

## No 618 Drive Cap

Malleable Iron with air vent in top



SIZE	STOCK NO	EACH
1 1/4" .....	.114DRCAP	19.52
2" .....	.2DRCAP	51.62

(02)

## Arrow Sample Tap



SIZE	STOCK NO	EACH
1/2" .....	.301PE	12.30
3/4" .....	.302PE	13.22

# Monitoring Well Products <sup>(33)</sup>

johnsonscreens.com



## 304 Stainless Steel Monitoring Screens

SIZE	SLOT	DESCRIPTION	STOCK NO	EACH
2" x 5'	10	MIPxFIP	.2X510SMXF	431.22
2" x 5'	10	M&F Flush	.2X510SMF	431.22
2" x 5'	10	MIPxPlate	.2X510S	467.55
2" x 10'	10	MIPxPlate	.2X1010S	718.96

## 304 Stainless Steel Monitoring Fittings

SIZE	DESCRIPTION	STOCK NO	EACH
2"	Fl. Male Plug	.2SSMOPL	93.15
2"	Fl. Female Cap	.2SSMOCA	93.15

## PVC Slotted Monitoring Screens

SIZE	SLOT	DESCRIPTION	STOCK NO	EACH
<b>Schedule 40</b>				
2" x 5'	10	MxF Flush	.2X510SS40MF	40.03
2" x 10'	10	MxF Flush	.2X1010SS40MF	61.75
2" x 10'	10	Plain End	.2X1010PV	55.02

## "Big Foot" PVC Monitoring Screens

SIZE	SLOT	DESCRIPTION	STOCK NO	EACH
4" x 10'	10	Plain End	.4X1010PV	170.29
4" x 10'	12	Plain End	.4X1012PV	170.29
4" x 10'	15	Plain End	.4X1015PV	170.29
4" x 10'	20	Plain End	.4X1020PV	170.29

## PVC Monitoring Pipe

SIZE	DESCRIPTION	STOCK NO	EACH
<b>Schedule 40</b>			
2" x 5'	MxF Flush	.2X5S40MF	32.17
2" x 10'	MxF Flush	.2X10S40MF	50.23
4" x 10'	MxF Flush	.4X10S40MF	144.03

## PVC Monitoring Fittings

SIZE	DESCRIPTION	STOCK NO	EACH
<b>Schedule 40</b>			
2"	Fl. Male Plug	.2PVMOP	10.36
2"	Fl. Female Cap	.2PVMOCAP	10.36
2"	Fl. Male Thr. Point	.2PVMFTP	18.98

# Monitoring Well Products <sup>(34)</sup>

[cresline.com](http://cresline.com)

(08a)

## ASTM F480 Class 200 PVC Well Casing with Belled End

SIZE	STOCK NO	FOOT
4" x 20'	4X20PVWCBE	6.74
5" x 20'	5X20PVWCBE	10.11
6" x 20'	6X20PVWCBE	14.66

(08)

## Deep Socket Coupling

Slip x Slip

SIZE	STOCK NO	EACH
2"	2PVLC	5.77
4"	4PVLC	22.47

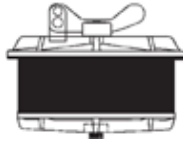
## Morrison Monitor Manhole

SIZE	STOCK NO	EACH
<b>Limited access manhole.</b>		
8 x 12"	418XA	145.82
<b>Limited access manhole. Welded Skirt.</b>		
9 x 12"	418X	279.36



## Morrison Monitoring Well Plugs

- Designed to be a tamperproof, watertight cover for monitoring and observation wells.
- It slips into the open end of a pipe and as the brass wing bolt is tightened, the seal expands to hold the plug in place.
- The "Test Well No Fill" warning is molded directly to the plastic body.
- The stainless steel lock lever swings out of the way for easy operation.
- Bright orange color is easy to spot in the field and helps to warn against unauthorized access.



SIZE	STOCK NO	EACH
4"	4678XA	50.85

[morbros.com](http://morbros.com)

(34)

## Cherne Monitor Well Locking Plug

SIZE	STOCK NO	EACH
2"	CH271675	41.12



[oatey.com](http://oatey.com)

# Yard Hydrants

(34)

## Aluminum Locking Well Plug

SIZE	STOCK NO	EACH
6 <sup>5</sup> / <sub>8</sub> "	6LOFICAP	64.22



(02)

## Merrill Any Flow Frost Proof Yard Hydrant

SIZE	STOCK NO	EACH
3/4" x 6'	6WHMB	247.56



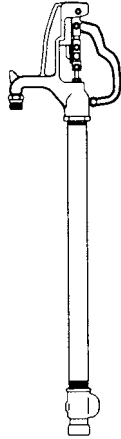
[merrillmfg.com](http://merrillmfg.com)



(02)  
**Yard Hydrants**

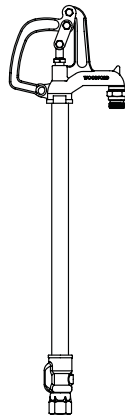
**Low-Lead Freezeless Yard Hydrants**

DESCRIPTION	STOCK NO	EACH
<b>Model Y34</b>		
3/4 x 6' bury	34X6Y34LL	345.52
3/4 x 7' bury	34X7Y34LL	360.59
<b>Model Y1</b>		
1 x 6' bury	1X6Y1LL	456.26
1 x 7' bury	1X7Y1LL	471.96



(02)  
**Freezeless Yard Hydrant**

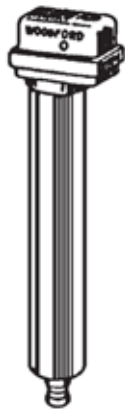
DESCRIPTION	STOCK NO	EACH
<b>Model R34</b>		
3/4 x 6'	R346	222.99
3/4 x 7'	R347	237.99



(02)  
**Thermaline Freezeless Mobile Home Water Connector**

A compact unit especially designed to provide water service to mobile homes. Ideal wherever a freezeless sanitary tight line installation is needed, such as, waterers for livestock. The Thermaline is protected from freezing by a bonded polyurethane foam insulation molded in high strength plastic casing and a 15 watt portable insert heater which can be inserted and removed without interrupting the water service. When not in use, wheel handle at surface level shuts off water below the frostline and water above the frost line can be removed completely with forced air or suction pump.

SIZE	STOCK NO	EACH
3/4 x 7' bury	7YDHY	651.02

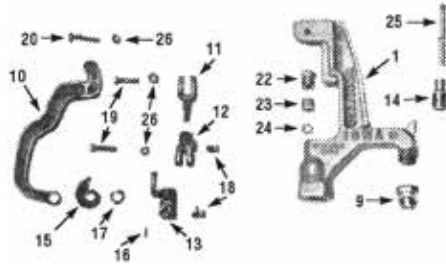


## Roof Hydrant

**Freezeless Roof Hydrant**

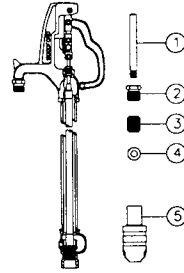
- 50HF Backflow Preventer
- 1/8" NPT Tapped Drain Hole

STOCK NO	EACH
<b>Model RHY2-MS</b>	
RHY2MS	1381.48



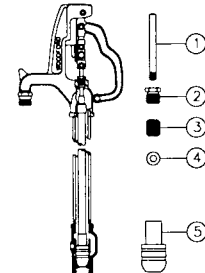
**Y34/Y1 Head**  
See below for part number description and price

**Repair Kits**  
(priced below)



**RK-Y34**

- for Y34 Hydrant**
1. 10104 Rod Stem
  2. 10100 Packing Nut
  3. 10101 Packing
  4. 10102 Support Washer
  5. 10105 Plunger



**RK-Y1**

- for Y1 Hydrant**
1. 10104 Rod Stem
  2. 10100 Packing Nut
  3. 10101 Packing
  4. 10102 Support Washer
  5. 10106 Plunger

(21)  
**Yard Hydrant Parts**

CALL OUT	PART NO	DESCRIPTION	STOCK NO	EACH
<b>For Model Y34</b>				
1	15004	Head (with packing support washer)	WO15004	124.63
2	1003X	1" Pipe Casing (specify length)	Price on Application	
4	10105	Plunger (one piece)	WO10105	21.51
—	15003	Head Assembly, complete (see above)	WO15003	261.51
<b>RK-Y34</b>				
<b>Repair Kit (see above)</b>				
<b>For Model Y1</b>				
5	15002	Head (with packing support washer)	Price on Application	
6	1005X	1 1/4" Pipe Casing (specify length)	Price on Application	
7	10017	Valve Seat Body, 1" N.P.T. inlet		
8	10106	Plunger (one-piece)	WO10106	27.45
—	15001	Head Assembly, complete(see above)	WO15001	317.94
<b>RK-Y1</b>				
<b>Repair Kit (see above)</b>				
<b>For either Y34 or Y1</b>				
<b>Brass Hose Nozzles</b>				
9	10003	1" FPT to 3/4" male hose thread		
9	10004	3/4" FPT to 3/4" male hose thread		
10	10008	Lever		
11	10009	Upper Half of Link		
12	15007	Lower Half of Link with set screw		
13	15009	Clevis, with set screw		
—	15010	Hydrant Repair Kit		
15	10014	Disc Cam		
16	10015	Cam Retaining Pin		
17	10016	Spring Washer		
18	10019	Set Screw for Clevis and Link		
19	10020	Link Bolt, with nut (2 required), each		
20	10021	Lever Bolt, with nut		
21	1002X	Pipe Stem (specify length)	Price on Application	
23	10101	Packing	WO10101	4.50
24	10102	Packing Support Washer		
25	10103	Brass Rod Stem		



### A. Buss Wires

Twin 16 AWG copper buss wires provide good current capability.

### B. Matrix

A semiconductive polymer core whose electrical resistance varies with temperature. When process temperature drops, the core's heat output increases; conversely, as process temperature rises, heat output decreases.

### C. Jacket

The flame retardant insulation jacket is a thermoplastic rubber material with excellent water resistance. It resists certain mildly corrosive chemicals.

### D. Tinned Copper Braid

The braid covering the jacket provides an effective ground path and mechanical protection.

### E. Overjacket

The Thermoplastic overcoat protects the braid, and is UV resistant.



### NAMSR Self-Regulating Cable Spools

NAMSR Cable is constructed of a self-regulating polymer core that varies its output along its entire length, saving energy and eliminating hot spots along the pipe. Parallel construction makes it easier to install than series types of cable since it can be cut to length at any point on the pipe. It can be overlapped without overheating the cable. 10 year Warranty.



LENGTH	VOLTAGE	WATTAGE	STOCK NO	EACH
250'	120V	5W	WUSR5W1250	1621.73
500'	240V	5W	WUSR5W2500	3241.73



### NAMSR Self-Regulating Kit with Plug

LENGTH	VOLTAGE	STOCK NO	EACH
50'	120V	WUSRK50	279.07
100'	120V	WUSRK100	475.20

## Accessories

### Power Connection Kit

Includes pipe mounting bracket and (1) end cap.

STOCK NO	EACH
WUSRPOWERKIT	61.34

### Splice/Tee Kit

For Self-Regulated Cable. Includes (2) end caps.

STOCK NO	EACH
WUSRSPICEKIT	40.61

### End Seal Kit

For Self-Regulated Cable.

STOCK NO	EACH
WUSRENDKIT	22.46

### Lit End Cap

For Self-Regulated Cable.

STOCK NO	EACH
WUSRLENDCAP	265.25

### Plug-In Cord with GFCI

GFCI cord set NAMSR cable series. 15 amp rated, 120V.

STOCK NO	EACH
WUCRDS15GFI	82.94

## Unjacketed Indoor Freeze Protection Cable

### Cable Spool

This non-jacketed cable is suitable for indoor residential pipe protection.

The finished installation may require tape or a thermostatic plug.

The Warmup range offers the key advantage of 5W/linear foot of heat output.

This high-output cable provides better results, better protection against frost, all with less cable required. 1 year Warranty.



LENGTH	VOLTAGE	STOCK NO	EACH
250'	120V	WUSR5W1250U	609.12

## Accessories

### Connection and End Cap

STOCK NO	EACH
WUSRHTMK	27.65



### Application Tape

for UJ Cable series 1/2" W x 66' L

STOCK NO	EACH
WUSRTAPEUJ	19.01



# Warmup

The world's best-selling floor heating brand™

# Sprinkling Equipment <sup>(34)</sup>

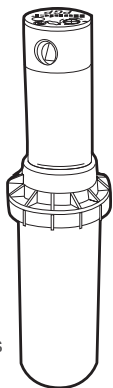
(Stocked in our St.Cloud branch Only)

hunterindustries.com

## Hunter G-Type Gear Driven Single Stream Rotary Sprinkler

Model PGP 4" Pop-up Sprinkler with 12 interchangeable nozzles capable of varying the discharge rate from .4 GPM in a 15' radius to 14.4 GPM in a 52' radius.

Plastic riser, less check valve.



TYPE	RADIUS	FNPT INLET	MAX OPERATING PRESSURE	STOCK NO	EACH
Adjustable	40-360°	3/4"	75	PGPADJ	16.61

## Rainbird Fixed Spray Sprinkler

4" spring retract pop-up sprinkler body only. LESS NOZZLES.

STOCK NO	EACH
SRS04	2.61

Plastic Nozzles, Variable Arc with 15' Coverage 15VAN. . . . . 1.75



Rainbird Plastic Nozzles

## Hunter SRC Controller

- For residential or light commercial use.
- Easy to install.
- Indoor Mount cabinet.
- Up to 12 daily starts, 7-day calendar.
- Odd/even programming with 365-day clock.
- Rain sensor with easy override.
- AM/PM or 24 hour clock option.
- Start time stacking.
- Simple manual operation.



STATIONS	STATION TIMING	STOCK NO	EACH
6	0-90 Minutes (one minute increments)	SRC600I	235.51

## Control Wire

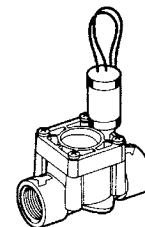
DESCRIPTION	STOCK NO	PRICE/FOOT
5-Wire 18 Ga. x 500'	1805M500	.56



## Hunter Zone Valve

Plastic globe valve  
Female slip inlet and outlet  
Less flow control

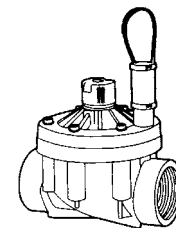
SIZE	OPERATING RANGE TO	STOCK NO	EACH
1"	125°	SRV100G	25.31



## Hunter Zone Valves

Glass-filled nylon 200psi globe valve.  
With flow control.

SIZE	STOCK NO	EACH
1 1/2"	ICV151G	143.20



## 3M Direct Bury Splice Kit

SIZE	STOCK NO	EACH
2-Pack	DBY	8.77



## Ametek Valve Boxes

DESCRIPTION	DIMENSIONS	STOCK NO	EACH
Economy Valve Box	6" Round	6ECO	5.74
Standard 12 1/4" Box	21"L x 16"W	113BC	38.57



# Sprinkling Equipment <sup>(34)</sup>

(Stocked in our St.Cloud branch Only)

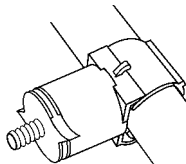
centralirrigationsupply.com

Tom King Blazing Saddles™ reduce costs of labor, training, tools, glue and primer as well as costly forgotten coring and drilling problems.

They are the quickest and easiest saddles on the market to install.

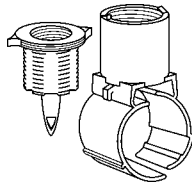
The higher the pressure the tighter the seal, and even if the saddles shift in the ground they continue to seal.

For both PVC and Polyethylene Poly Pipe.



## "Blazing" Saddle

SIZE	STOCK NO	EACH
1 x swing pipe	1XSPBSA	3.84



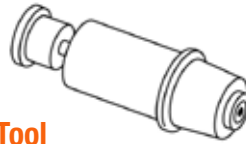
## "Blazing" Saddles

SIZE	STOCK NO	EACH
1 x 3/4"	1X34FP TSA	3.70



## Plastic Saddles

SIZE	STOCK NO	EACH
1 x 1/2"	100C	2.50



## Saddle Coring Tool

STOCK NO	EACH
HC45	34.32



## Stainless Steel Clamps

SIZE	STOCK NO	EACH
1"	331R	.28
1/4"	425R	.43



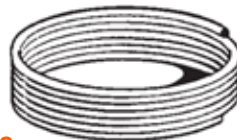
## Oetiker Crimping Tool

STOCK NO	EACH
1098	30.02



## Staking Flags

DESCRIPTION	STOCK NO	EACH
18" Blue	FLAG	.28



## SP100 Swing Pipe

For use in conjunction with spiral barb fittings as a flexible swing joint assembly. 80PSI at 110 Fah.

SIZE	STOCK NO	EACH
1/2" x 100'	SP100	38.68




## Spiral Barb Fittings

SIZE/DESCRIPTION	STOCK NO	EACH
1/2 MIP x 1/2 Barb 90 Ell.	SBE050	.30
3/4 MIP x 1/2 Barb 90 Ell.	SBE075	.33

## Deltro Pump Start Relay

STOCK NO	EACH
PSR122	160.92



(34)

## KF100 Kleen-Flo Intake Screen

- For filtering water taken from lakes, streams, reservoirs, and similar sources.
- Rust-protected cylindrical metal cage with a fine-mesh flexible slip-over fiberglass screen.
- Threaded pipe fitting adaptable to any intake tap up to 2" in diameter.
- 9" diameter, 28" high.
- Pumping capacity of 6,000 gallons per hour.

STOCK NO	EACH
KF100	101.99

## Kleen-Flo Replacement Bag

KF101	30.31
-------	-------



(18)

## Rubber Garden Hose

Single braid, reinforced, brass coupled, green.

ID	LENGTH	STOCK NO	EACH
5/8"	50'	58X50RUHO	69.16

# Sprinkling Equipment <sup>(21)</sup>

midlandindustries.com

## Hose Fittings

### Double Male Brass Hose Nipple



M.I.P.	M.H.T.	STOCK NO	EACH
1/2"	3/4"	12X34MHONI	13.34
3/4"	3/4"	34X34MHONI	11.99

### Double Female Brass Hose Nipple



F.I.P.	F.H.T.	STOCK NO	EACH
<b>Regular</b>			
1/2"	3/4"	12X34FHONI	9.04
3/4"	3/4"	34X34FHONI	12.42
<b>Swivel</b>			
3/4"	3/4"	34IPHOSW	13.31
F.H.T.	F.H.T.	STOCK NO	EACH
<b>Swivel</b>			
3/4"	3/4"	34X34HOSW	10.37

### Male and Female Brass Hose Nipples



M.I.P.	F.H.T.	STOCK NO	EACH
1/2"	3/4"	34X12MFHONI	11.30
M.H.T.	F.I.P.	STOCK NO	EACH
3/4"	1/2"	12FIPX34MHTHONI	11.99
3/4"	3/4"	34FIPX34MHTHONI	15.90

### Brass Hose End Cap

F.H.T.	STOCK NO	EACH
3/4"	34215CAP	4.45

### Garden Hose Washers



W-225 • 1/2", 5/8", 3/4"

STOCK NO	EACH
KIW225	.27

For "Pipe-O-Let" fittings, see page 1031

## Hose Fittings

### Hose Coupling with Female End Only



HOSE SIZE	STOCK NO	EACH
5/8"	5885FHOC	13.38
3/4"	3485FHOC	14.42

### 3/4" Hose Coupling



HOSE SIZE	STOCK NO	EACH
3/4"	3485HOC	37.58

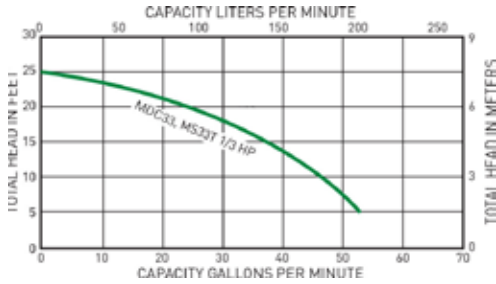
## Globe Fire Equipment <sup>(18)</sup>

### Globe Bulb Sprinklers

1/2" Orifice—1/2"NPT.



STOCK NO	EACH
<b>Pendant</b>	
12165PE	17.97



MS33T10



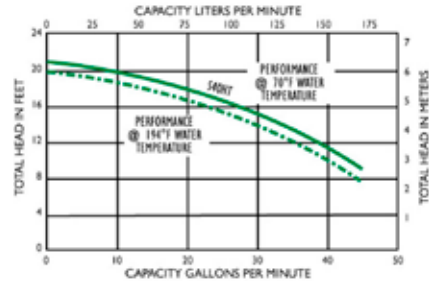
MDC33V1

## MS & MDC Series Submersible Sump Pump

Zinc and cast iron construction. Raised inlet to prevent debris suction and reduce maintenance time. PSC motor to reduce energy consumption and provide a longer life. Multiple piggy-back automatic and manual switch options to fit in various basin sizes. 10' Cord 115v, 1½" NPT discharge connection.

**Handles ¼" solids • 3 Year Warranty**

SWITCHING	HP	MAX GPM	MAX HEAD	STOCK NO	EACH
PB Vertical	1/3	62	25	MDC33V1	303.05
PB Tethered	1/3	53	25	MS33T10	324.86

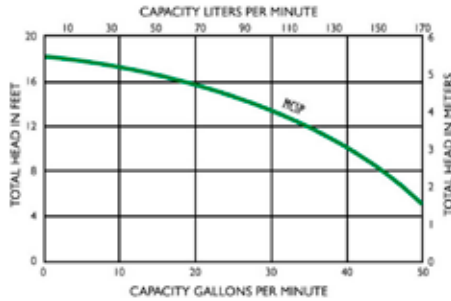


## S40HT Series High Temp Effluent Pump

Can handle temperatures up to 194°F. Stainless steel hardware allows easy disassembly after extended service. A small, rugged, submersible, cast iron pump with a non-clog vortex impeller. Applications include: Boiler blow-down pits, condensate pits and hot water transfer. 20' Cord 115v, 1½" NPT Discharge.

**Handles ¾" solids • 3 Year Warranty**

SWITCHING	HP	MAX GPM	MAX HEAD	STOCK NO	EACH
PB Tethered	1/3	45	21	S40HT1P	1284.77

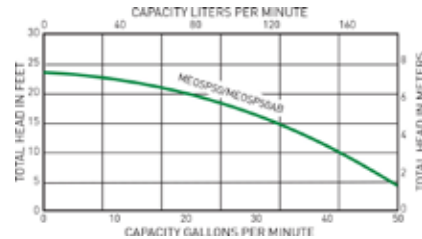


## MCSP Series Thermoplastic Pedestal Sump Pump

Fits 12" diameter x 24" deep or larger sump pits. Corrosion-Resistant Thermoplastic. Verticle rod actuated micro switch. 6' Cord 115v, 1¼" NPT Discharge.

**Handles 1/8" solids • 3 Year Warranty**

SWITCHING	HP	MAX GPM	MAX HEAD	STOCK NO	EACH
Vertical	1/3	54	18	MCSP3	311.04

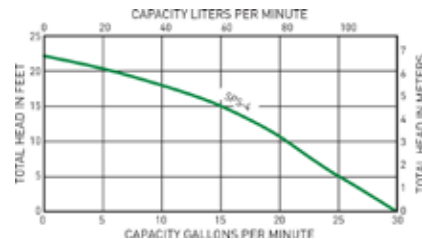


## MEOSP50 Series Submersible Effluent Pumps

Oil-filled motor with automatic reset thermal overload. Piggy-back plug available for easy maintenance and replacement. Heavy duty cast iron construction. 20' Cord 115v, 1½" or 2" NPT Discharge.

**Handles 5/8" solids • 3 Year Warranty**

SWITCHING	HP	MAX GPM	MAX HEAD	STOCK NO	EACH
Manual	1/2	60	25	MEOSP50M120	1071.36



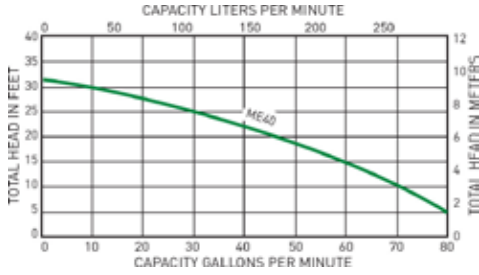
## SPS-4 Series Thermoplastic Submersible Utility Pump

The Myers SPS-4 pump is the ideal solution for a wide range of water drainage and circulation light-duty applications. Shallow flooded areas can dewatered quickly and efficiently with this powerful and economical utility pump. 8' Cord 115v, Garden hose adapter, 1" Discharge.

**Handles 1/8" solids • 1 Year Warranty**

SWITCHING	HP	MAX GPM	MAX HEAD	STOCK NO	EACH
Manual	1/4	30	22	SPS4	322.27



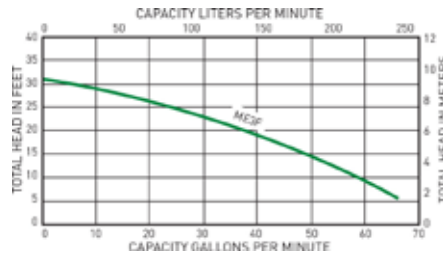


**ME40 Series Effluent & Drain Water Pumps**

Positive sealing, quick-connect float and switch cords. Enclosed design for high-efficiency pumping eliminates possibility of jamming between impeller and volute. Lower ball bearing and heavy-duty, type 6 seal for added pump life. 20' Cord 115v, 1/2" NPT Discharge.

**Handles 3/4" solids • 3 Year Warranty**

SWITCHING	HP	MAX GPM	MAX HEAD	STOCK NO	EACH
Manual	1/10	80	32	ME40MC11	664.42
Tethered	1/10	80	32	ME40AC11	656.94

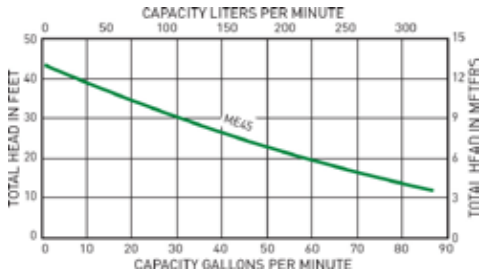


**ME3 Series High Head and High Flow Submersible Effluent Pump**

Overload protected, Oil-filled motor for maximum heat dissipation and continuous bearing lubrication. Cast iron construction. 20' Cord, 1 1/2" NPT Discharge.

**Handles 3/4" solids • 3 Year Warranty**

SWITCHING	HP	MAX GPM	MAX HEAD	VOLTAGE	STOCK NO	EACH
PB Tethered	1/3	66	31	115	ME3F11P	638.50
Manual	1/3	66	31	230	ME3F21	597.02



**ME45 Series Cast Iron Submersible Effluent Pump**

Positive sealing, quick-connect float and switch cords. Enclosed design for high-efficiency pumping eliminates possibility of jamming between impeller and volute. Lower ball bearing and heavy-duty, type 6 seal for added pump life. 20' Cord 115v, 2" NPT Discharge.

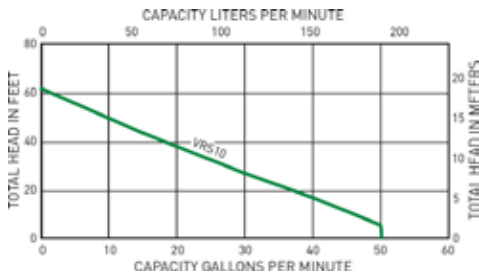
**Handles 3/4" solids • 3 Year Warranty**

SWITCHING	HP	MAX GPM	MAX HEAD	CORD LENGTH	STOCK NO	EACH
Manual	1/2	87	44	20'	ME45MC11	765.50



**3" Flanged Discharge Kit**

STOCK NO	EACH
513520137	211.50

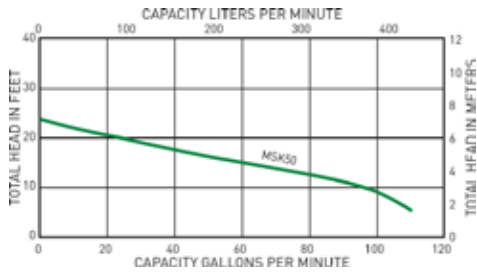


**VRS10 Series Residential/Commercial Submersible Grinder Pump**

Heat Sensor automatically resets when motor has cooled. Cable Entry System – cable jacket sealed by compression fitting and individual wires sealed by compression grommet for double seal protection against water ingress. 20' Cord 115v, 2" NPT Discharge.

SWITCHING	HP	MAX GPM	MAX HEAD	CORD LENGTH	STOCK NO	EACH
Manual	1	49	61	20'	VRS10M11	2505.60

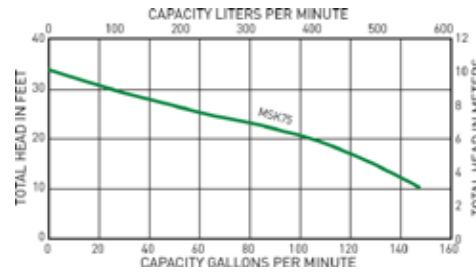




## MSK50 Series Residential Wastewater & Sewage Pump

Carbon/Ceramic type 21 mechanical seal. Oil-filled motor with automatic reset thermal overload for maximum protection. Upper and lower single-row ball-bearing construction. 20' Cord, 2" NPT Discharge. **Handles 2" solids • 3 Year Warranty**

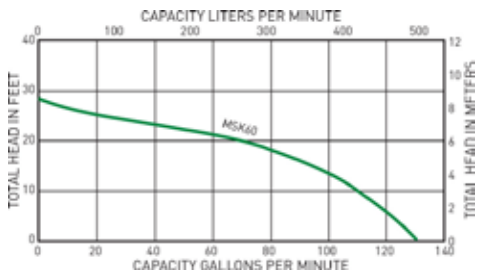
SWITCHING	HP	MAX GPM	MAX HEAD	VOLTAGE	STOCK NO	EACH
Manual	1/2	120	24	230	MSK50M2	1610.50



## MSK75 Series Wastewater & Sewage Pumps

Carbon/Ceramic type 21 mechanical seal. Oil-filled motor with automatic reset thermal overload for maximum protection. Upper and lower single-row ball-bearing construction. 20' Cord, 2" NPT Discharge. **Handles 2" solids • 3 Year Warranty**

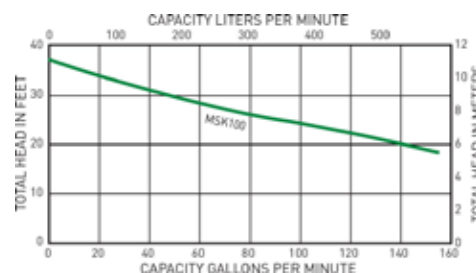
SWITCHING	HP	MAX GPM	MAX HEAD	VOLTAGE	STOCK NO	EACH
Manual	3/4	150	33	230	MSK75M2	2127.17



## MSK60 Series Wastewater & Sewage Pumps

Carbon/Ceramic type 21 mechanical seal. Oil-filled motor with automatic reset thermal overload for maximum protection. Upper and lower single-row ball-bearing construction. 20' Cord, 2" NPT Discharge. **Handles 2" solids • 3 Year Warranty**

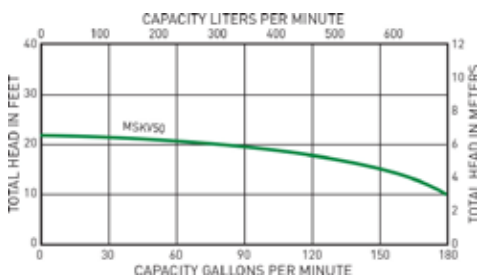
SWITCHING	HP	MAX GPM	MAX HEAD	VOLTAGE	STOCK NO	EACH
Manual	5/10	130	28	115	MSK60M1	1892.16
Manual	5/10	130	28	230	MSK60M2	1944.00



## MSK100 Series Wastewater & Sewage Pump

Carbon/Ceramic type 21 mechanical seal. Oil-filled motor with automatic reset thermal overload for maximum protection. Upper and lower single-row ball-bearing construction. 20' Cord, 2" NPT Discharge. **Handles 2" solids • 3 Year Warranty**

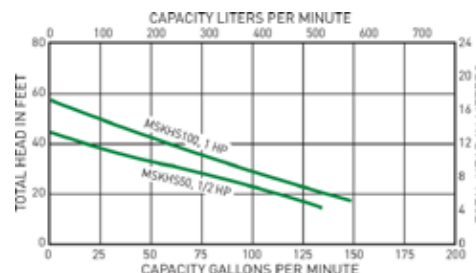
SWITCHING	HP	MAX GPM	MAX HEAD	VOLTAGE	STOCK NO	EACH
Manual	1	160	38	230	MSK100M2	2262.82



## MSKV50 Series Sewage Pumps with Recessed Vortex Impeller

Allows pumping of stringy material and reduces clogging. Carbon/Ceramic type 21 mechanical seal. Oil-filled motor with automatic reset thermal overload for maximum protection. Lower single-row ball-bearing construction. 2" NPT Discharge 115v. **Handles 2" solids • 3 Year Warranty**

SWITCHING	HP	MAX GPM	MAX HEAD	CORD LENGTH	STOCK NO	EACH
Manual	1/2	180	22	20'	MSKV50M1	1038.53
PB Tethered	1/2	180	22	10'	MSKV50AW1	1112.83
PB Tethered	1/2	180	22	20'	MSKV50AW120	1119.74



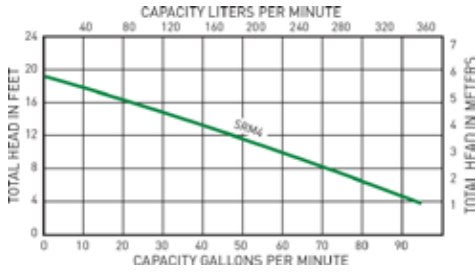
## MSKHS Series Wastewater & Sewage Pumps

Residential or commercial building applications. Carbon/Ceramic type 21 mechanical seal. Oil-filled motor with automatic reset thermal overload for maximum protection. Upper and lower single-row ball-bearing construction. 20' Cord, 2" NPT Discharge. **Handles 2" solids • 3 Year Warranty**

SWITCHING	HP	MAX GPM	MAX HEAD	VOLTAGE	STOCK NO	EACH
PB Tethered	1/2	138	45	115	MSKHS50A1	2582.50
Manual	1/2	138	45	230	MSKHS50M2	2478.82
Manual	1	160	58	230	MSKHS100M2	2420.06

# Sewage Pumps and Battery Backup Systems <sup>(51)</sup>

femyers.com

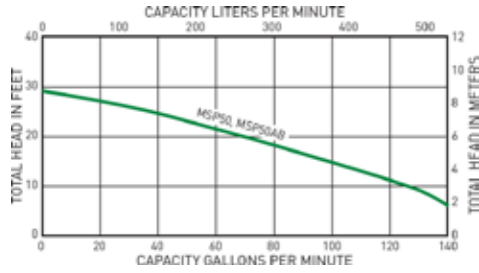


## SRM4 Series Sewage Pumps

Power for versatile residential septic tank applications. Rotary shaft seal has carbon and ceramic faces for positive seal. Thermal overload protection with automatic reset. 2" NPT Discharge, 115v.

**Handles 2" solids • 3 Year Warranty**

SWITCHING	HP	MAX GPM	MAX HEAD	CORD LENGTH	STOCK NO	EACH
Manual	1/10	90	19	20'	SRM4MTC	776.74

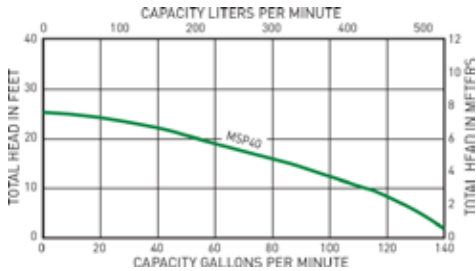


## MSP50 Series Submersible Sewage Pumps

Positive sealing, quick-connect float and switch cords. Enclosed design for high-efficiency pumping eliminates possibility of jamming between impeller and volute. Lower ball bearing and heavy-duty, type 6 seal. 2" NPT Discharge, 115v.

**Handles 1 1/2" solids • 3 Year Warranty**

SWITCHING	HP	MAX GPM	MAX HEAD	CORD LENGTH	STOCK NO	EACH
Manual	1/2	140	28	20'	MSP50M1	1816.99
PB Diaphragm	1/2	140	28	10'	MSP50A1	1807.49



## MSP40 Series Residential Sewage & Wastewater Pumps

Carbon/Ceramic type 21 mechanical seal. Oil-filled motor with automatic reset thermal overload for maximum protection. Upper and lower single-row ball-bearing construction. 2" NPT Discharge, 115v.

**Handles 1 1/4" solids • 3 Year Warranty**

SWITCHING	HP	MAX GPM	MAX HEAD	CORD LENGTH	STOCK NO	EACH
Manual	4/10	130	26	10'	MSP40M1	1202.69
Manual	4/10	130	26	20'	MSP40M120	1257.98
PB Diaphragm	4/10	130	26	10'	MSP40A1	1305.50

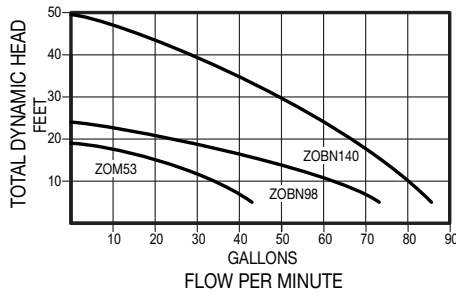


(21)

## Replacement Switches

MODEL/STOCK NO	DESCRIPTION	EACH
517524037	Switch for MSP40/MSP50. . . . . (8-1/2" switch setting, 10' cord, 115v.)	264.38





53/98 Series



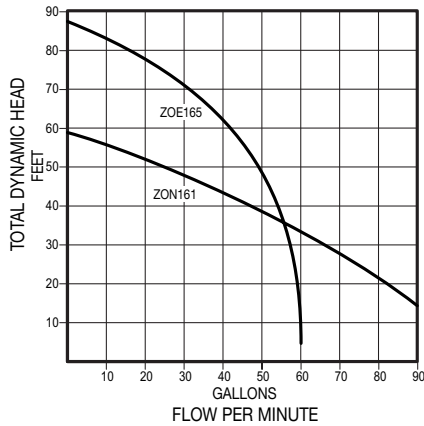
140 Series

## Series 53 Cast iron Submersible Effluent Pump

"Flow-Mate" 1 1/2" NPT Discharge

Models 53 & 98 Handles 1/2" solids • Model 140 Handles 3/4" solids

SWITCHING	HP	RPM	CORD LENGTH	STOCK NO	EACH
Automatic	1/3	1550	9'	ZOM53	299.64
Automatic	1/3	1550	35'	ZOM5335	375.82
Piggyback Variable Level Float Switch					
Automatic	1/3	1550	9'	ZOBN53	339.26
Automatic	1/2	1725	15'	ZOBN98	493.65
Automatic	1	3450	20'	ZOBN140	937.53



## Series 161/165 Single Seal Series Submersible Effluent Pump

High Head "Flow-Mate" 1 1/2" NPT Discharge

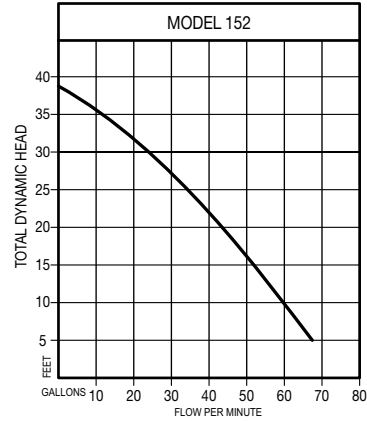
SWITCHING	HP	RPM	CORD LENGTH	STOCK NO	EACH
<b>1Ph 115v</b>					
Manual	1/2	3450	20'	ZON161	1416.96
<b>1Ph 230v</b>					
Manual	1	3450	20'	ZOE165	1674.96

## Series 264 & 267 Series Sewage/Effluent Pump

"Waste-Mate" 2" NPT Discharge

Piggyback Variable Level Float Switch

SWITCHING	HP	RPM	CORD LENGTH	STOCK NO	EACH
Automatic	4/10	1725	15'	ZOBN264	574.91
Automatic	1/2	1725	10'	ZOBN267	665.31



## 152 Series Effluent Pump

- 3/4" Solids
- 1 1/2" Discharge
- Includes 1 1/2" - 2" PVC Adapter

Cast Iron

SWITCHING	HP	RPM	CORD LENGTH	STOCK NO	EACH
Automatic	4/10	3450	20'	ZOBN152	571.86





# Liberty Sump and Effluent Pumps <sup>(51)</sup>

libertypumps.com

## Liberty 404/405 Drain Pumps

- Fully automatic operation
- QuickTree® technology
- Oil filled, thermally protected
- 3/8" solids-handling



### Model 404 "Short Profile" • Model 405 Commercial High-Head High Temperature

SIZE	HP	RPM	CORD LENGTH	DISCHARGE	CAPACITY	STOCK NO	EACH
11 1/8" H x 13 3/4" W	1/3	3450	10' 115V	1 1/2"	4.3 gal.	LI404	463.73
14 1/8" H x 13 3/4" W	1/2	3450	10' 115V	2"	5.5 gal.	LI405	662.18

## Liberty 247 Cast Iron Submersible Sump Pump

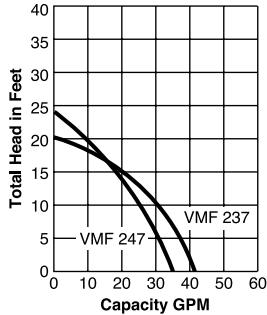
### Automatic

- Patented VMF (vertical magnet float) switch technology
- Oil filled motor with thermal overload protection
- 1/4 HP, 115v, 60Hz, 3400 rpm, 9.2 amp motor
- One piece cast iron "uni-body", eliminating lower motor seal ring
- For smaller pits, down to 10"
- 10' quick-disconnect cord
- 1 1/2" discharge and mid-mounted "peripheral-port" intake



### Handles 1/4" solids

STOCK NO	EACH
LI247	264.26



## Liberty 237 Aluminum/Polypropylene Submersible Sump Pump

### Automatic

- Patented VMF (vertical magnet float) switch technology
- Oil filled motor with thermal overload protection
- 1/3 HP, 115v, 60Hz, 1725 rpm, 5.2 amp motor
- Body is finned anodized aluminum (better cooling) and polypropylene
- For smaller pits, down to 10"
- 10' quick-disconnect cord
- Removable base allows suction down to 1/8"



STOCK NO	EACH
LI237	270.34

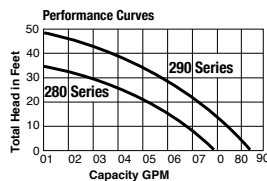
## Liberty 283-2 "Mid-Range" Submersible Sump/Effluent Pump

For on-site waste water systems, liquid waste transfer and commercial heavy-duty sump pump applications that require higher head or more flow.

- Vortex style impeller, permitting passage of solids up to 3/4"
- 416 stainless steel rotor shaft
- 1 1/2" discharge
- 25' UL approved piggy-back power cord



STOCK NO	EACH
Automatic • 1/2 hp • 55GPM @ 10'	
LI2832	498.15
LI287	423.23
Automatic • 3/4 hp • 72GPM @ 10'	
LI2932	628.76



## HT40/450 Series High Temp Submersible Pump

### Automatic - 115v

SWITCHING	HP	SOLIDS	CORD LENGTH	DISCHARGE	STOCK NO	EACH
Automatic	1/10	3/4"	10'	1 1/2" FNPT	LIHT41A	704.70
Automatic	1/2	3/8"	10'	1 1/2" FNPT	LIHT453	572.06



## FL Series Effluent Pumps

Cast iron housing. Oil-filled, hermetically sealed motors.

### 3/4" Solids Handling

SWITCHING	HP	VOLTAGE	RPM	CORD LENGTH	DISCHARGE	STOCK NO	EACH
Manual	1/2	115	3450	10'	1 1/2" & 2"	LIFL51M	993.26
Manual	1	208-230	3450	25'	1 1/2" & 2"	LIFL102M2	1448.89



## PRG-Series Residential Grinder Pump

### Manual - 115v

SWITCHING	HP	AMPS	CORD LENGTH	DISCHARGE	STOCK NO	EACH
Manual	1	12	10'	2" FNPT	LIPRG101M	1710.11



## StormCell® Sump Pump Combo Series

### Pre-assembled Primary Pump and Battery Backup System

- Model 457 Pump, 115 V
- 442-10A backup pump system
- 1-1/2" PVC piping with rubber coupler between primary pump and back-up pump
- Check valve included on primary and back-up pump
- Completely assembled
- 3/8" solids handling, maximum fluid temp 140° F

### Battery not included see below.

SWITCHING	HP	AMPS	CORD LENGTH	DISCHARGE	NIGHTEYE	STOCK NO	EACH
Auto	1/2	7.3	10'	1 1/2"	No	LIPC45744210A	1655.44
Auto	1/2	7.3	10'	1 1/2"	Yes	LIPC45744210AEYE	2064.49



## StormCell® Batteries

### Group 27, Severe Duty

- Flooded Maintenance Free
- Amp hour rating - 105AH,
- RC minutes - 125,
- CA Rating - 875, Weight 47 lbs.

STOCK NO	EACH
LIB12V27WET	411.08



## Liberty Model SJ10 Sump Jet Water Powered Back-Up Pump

- 1-1/4" Discharge.
- 3/4" NPT water inlet connection. (optional hose connector included)

### Requires NO electricity.

STOCK NO	EACH
LISJ10	324.00



## NightEye® Wireless Enabled Pump Alarm

Wireless pump monitoring and alarms sent to your smart device with a free app download. No service or subscription fees. 120v with 9v battery backup. Audible alarms and LED warning lights on device. Two switch styles available. Snap-on float not recommended for sewage applications.

MODEL	FLOAT STYLE	CORD LENGTH	STOCK NO	EACH
ALM-P1-EYE	Compact Snap-on	10'	LIALMP1EYE	536.63
ALM-2-EYE	Wide-angle	20'	LIALM2EYE	541.69





## Residential Sewage Package

Durable 21" x 30" polypropylene basin  
Pre-assembled with LE41A pump

STOCK NO	EACH
LI372LE41A	859.61
Pressure testable LI372XLLE41A	954.79

## P382LE41 Shallow Package Sewage System

1/10 HP, 115v, single phase  
Automatic, 2" discharge

STOCK NO	EACH
P382LE41	859.61

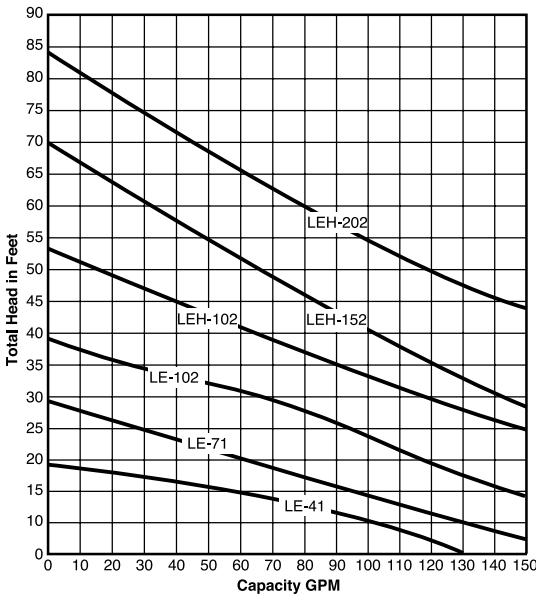


## 8" Basin Extension

Includes: Gasket, stainless steel bolts and longer QuickTree for float mounting.

For PRO370 & PRO380

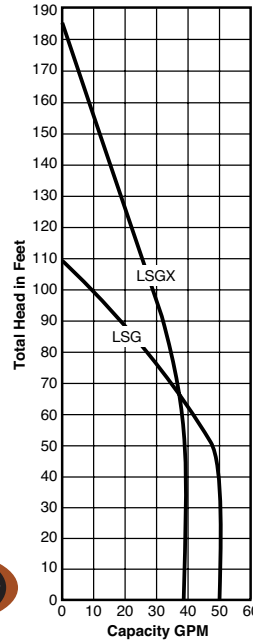
STOCK NO	EACH
LIX8	264.26



## LE Series Sewage Pumps

Cast iron housing. Oil-filled, hermetically sealed motors.

SWITCHING	HP	RPM	CORD LENGTH	DISCHARGE	STOCK NO	EACH
<b>115 Volts • Handles 2" solids</b>						
Automatic	1/10	1550	10'	2" FNPT	LILE41A	564.98
Manual	3/4	1725	10'	2" Flanged	LILE71M2	1001.36
<b>208/230 Volts • Handles 2" solids</b>						
Manual	1	1725	10'	2" Flanged	LILE102M2	1128.94
Manual	1.5	3450	10'	2" Flanged	LILEH152M2	2022.98
<b>230 Volts • Handles 2" solids</b>						
Manual	1	3450	10'	2" Flanged	LILEH102M2	1303.09
Manual	2	2450	10'	2" Flanged	LILEH202M2	2228.51



## LSGX Series Grinder Package - Omnivore

The RE/REX-Series is engineered as an easy drop-in core replacement for E/One® GP200, GP2000 and Extreme D-Series systems. Includes 8' drop rope. 208/230 Volts. "RE" models use GP200/GP2000 systems. "REX" models use new Extreme D-series hooded connector.



SWITCHING	HP	DISCHARGE	CORD	STAGE	STOCK NO	EACH
Automatic	2	1 1/4" NPT	10'	2 Stage	LILSGX202RE	5724.68
Automatic	2	1 1/4" NPT	10'	2 Stage	LILSGX202REX	5787.45



## LSG Series Grinder Pump - Omnivore

V-Slice technology. Stainless steel impeller. 208/230 Volts



SWITCHING	HP	RPM	CORD LENGTH	DISCHARGE	STOCK NO	EACH
Automatic	2	3450	25'	1 1/4" FNPT	LILSG202A	2631.49
Automatic	2	3450	25'	1 1/4" FNPT	LILSGX202A	3731.06

## Accessories

### Cast Iron 90° Ell

With gaskets & stainless steel bolts

MODEL	STOCK NO	EACH
G90	LIG90	57.71

### Piggy-Back Float Switch

25 foot for LSG Grinder Pumps, H152 & H202 Sewage Pumps

MODEL	STOCK NO	EACH
LIK001136	LIK001136	154.91

### Cast Iron Guide Rail Base

With internal ball check valve

MODEL	STOCK NO	EACH
GR20	LIGR20	236.93

### ACV125

Anti-Siphon Check Valve

MODEL	STOCK NO	EACH
LIACV125	LIACV125	118.46

### Replacement Cords

25' Quick Connect

VOLTAGE	STOCK NO	EACH
115v	LIK001008	48.60
230v	LIK001059	48.60

### 3" Flanged Discharge Kit

MODEL	STOCK NO	EACH
LIK001222	LIK001222	52.65

# Glentronic Sump Pump Equipment <sup>(51)</sup>

glentronics.com

## PHCC Pro Series Battery Backup Sump Pump Systems

**Designed for the Professional Contractor**  
**Continuous duty submersible pump**

- Stainless steel shaft, rulon seal and rust-proof housing provides long-lasting, reliable operation.

### System controller

- Continuously monitors battery and power conditions to ensure dependable operation
- Sounds alarm when:
  - AC power is out or circuit has blown
  - battery fluid is low and water needs to be added
  - pump was activated
  - battery is discharged, defective or the terminals need cleaning

### Pro 1000 Standard

- Trickle charger maintains battery at full charge
- Controller sounds alarm when charger is charging battery
- Pumps 1000GPH at 10 ft. lift.

**Not Wi-Fi Compatible with PSWIFI.**

STOCK NO	EACH
PHCC1000	299.25



### Pro Series 1850

- Pumps 1850 GPH at a 10' lift.
- Stainless steel shaft, rulon seal, and rustproof housing.
- Run dry without damage.
- USB Data Port

**B1000 battery not recommended.**

STOCK NO	EACH
PHCC1850	523.48



### Pro Series 2400

- Controller sounds alarm when pump is clogged or defective
- Fully automatic 13 amp charger; runs pump when AC power is available w/o draining the battery
- Pumps 2400 GPH at 10 ft. lift.

**B1000 battery not recommended.**

STOCK NO	EACH
PHCC2400	986.26



### PHCC Pro Series WiFi Module

- Sends emails or text notifications and status alerts to your phone, tablet or computer
- WiFi Module is inexpensive with no required monthly or yearly fees or subscriptions

**Use with PHCC1850, PHCC2400, PSC22, PSC33, or DFC2 & VSC2 on page 1709.**

DESCRIPTION	STOCK NO	EACH
Wifi module	PSWIFI	157.42
High water float	HWF	32.88



**See page 1934  
for Sump System Cleaner**

## Glentronics Back-up Combination

Pre-assembled primary pump, back-up pump, controller, battery box & battery fill bottle.

STOCK NO	EACH
<b>S1033 Primary/PHCC-1000 (Not Wi-Fi Compatible)</b>	
PSC11	712.58
<b>S1033 Primary/PHCC-1850</b>	
PSC22	861.60
<b>S3033 Primary/PHCC-2400</b>	
PSC33	1405.84

**\*Batteries and Battery Acid Sold Separately.**



## Standby Batteries

- Accommodate fluid sensor for Pro Series sump pumps
- Normally five to seven year life

STOCK NO	EACH
B1000	181.79
B2200	274.47
B12100 (Maintenance Free)	398.65



## Z-Pack Battery Acid - 6 Qt.

When you fill the battery for the FIRST time, it will be the ONLY time you add acid to the battery. In the future, when the fluid level is low, add distilled water to the cells. Never add more acid.

STOCK NO	EACH
ZPACK	33.11



## Pro Series Water Alarm

- Battery will last up to 24-48 months
- Uses 9 volt battery (not included)

STOCK NO	EACH
PWA	20.58



## Sump Foot

- High impact polypropylene with pre-drilled holes.
- Provides solid base for a single pump, or either backup or primary pump.

STOCK NO	EACH
SF1A	13.48



## Klunkless Check Valve

- Features a silencing air chamber that absorbs the sound that normally occurs after a pump shuts off.
- The valve installs easily on both 1 1/2" and 1 1/4" pipes with no gluing required.

STOCK NO	EACH
CCV1	30.28



## Klunkless Quiet Check Valve

- (2) 1 1/2" rubber unions can be mounted horizontally or vertically
- (4) Stainless-steel hose clamps included
- Flapper opens completely for maximum flow

STOCK NO	EACH
PSCVKSRRU15	30.56



# Glentronic Sump Pump Equipment <sup>(51)</sup>

glentronics.com

## Glentronics S3050-NS

Cast iron/stainless steel construction, PSC motor.  
**NO SWITCH • 115 Volts • 65 GPM @ 10'**

DISCHARGE	HP	MAX HEAD	CORD	G/WH	STOCK NO	EACH
2"	1/2	33'	20'	7.6	S3050NS	397.79



## Glentronics ST1033-NS

Cast iron/aluminum industrial grade primary pump.  
**NO SWITCH • 115 Volts • 46 GPM @ 10'**

DISCHARGE	HP	MAX HEAD	CORD	G/WH	STOCK NO	EACH
1 1/2"	1/3	31'	10'	6.075	ST1033NS	179.69



## Glentronics S3033-NS

Cast iron/aluminum industrial grade primary pump.  
**NO SWITCH • 115 Volts • 50 GPM @ 10'**

DISCHARGE	HP	MAX HEAD	CORD	G/WH	STOCK NO	EACH
1 1/2"	1/3	30'	10'	6.25	S3033NS	307.39



## Glentronics E7040-NS

Cast iron sewage pump.  
**NO SWITCH • 115 Volts • 74 GPM @ 10'**

DISCHARGE	HP	RPM	CORD	MAX HEAD	STOCK NO	EACH
2"	4/10	3450	10'	22'	E7040NS	352.14



## Glentronics E7055NS

Cast iron sewage pump.  
**NO SWITCH • 115 Volts • 89 GPM @ 10'**

DISCHARGE	HP	RPM	CORD	G/WH	STOCK NO	EACH
2"	1/2	3450	10'	5.3	E7055NS	430.64



## Glentronics CIS-33V

Cast Iron Sump/Effluent pump. Energy efficient PSC motor.  
**Vertical float switch • 115 Volts • 53 GPM @ 10'**

DISCHARGE	HP	GPM@10'	CORD	STOCK NO	EACH
1 1/2"	1/3	53	10'	CIS33V	230.65



## Pump Alternator Control and Alarm System

- Prolongs pump life by alternating two primary pumps
- Runs both pumps if top float is activated
- If one pump fails the other pump will take over and an audible alarm will sound
- Remote terminal allows the unit to connect to Pro Series WiFi, security system, auto dialer or other device
- Includes two vertical float switches which can be unplugged from the Alternator for easy installation
- Angled receptacles to accept standard or right angled pump plugs
- Built in circuit breakers (15 Amps)
- 9 ft. long power cord and 9V Battery backup with "High Water Alarm"



STOCK NO	EACH
DVSAVS	940.16

## Quick Connect Pipe

**Pre-Assembled discharge pipe:**

- 1 1/2" Rubber coupling
- 1 1/2" Check valve
- Pre-Cemented Female adapter
- Pre-drilled weep hole
- Discharge pipe
- Pre-Cemented Threaded male adapter

STOCK NO	EACH
PSMP	32.42



## Dual Float Controllers

STOCK NO	EACH
<b>Standard</b>	
DFC1	75.15
<b>Enhanced</b>	
DFC15	87.42
<b>Deluxe</b>	
DFC2	102.86



## Water Sensor

**For Deluxe Dual Float Controller DFC2**

STOCK NO	EACH
PSWS	36.22



## Sensor & Control

**Deluxe Controller with Vertical Switch**

STOCK NO	EACH
VSC2	138.69



## SJE Verticalmaster® Pump Switch

This mechanically-activated pump switch is designed to operate in non-potable water and sewage applications with limited space. It works well in small sump chambers, effluent applications, and laundry trays, and in large tanks.

VOLTAGE	CABLE LENGTH	STOCK NO	EACH
115V	15'	1003769	93.29
230V	15'	1003773	96.34







# Topp Sump and Sewage Tanks <sup>(51)</sup>

toppindustries.com



## Evolution E-Series Structural Foam Basins

- 180° flat pockets for positive grommet seal
- Self-tapping hardware, no inserts to corrode or protect
- No external stacking ribs to interfere if using external filtration
- All covers gas and odor tight with included gasket kit
- Approved for use in radon mitigation applications
- Improved design provides increased structural integrity with less material for improved value and ease of handling
- Accommodates 4" composite inlet hubs

**TANK ONLY • Tank Covers Sold Separately**

INLET GROMMET	GALLON CAP.	SIZE	STOCK NO	EACH
Basin Only	22	18x22"	E22200	52.94
Basin Only	30	18x30"	E32400	92.07
4"	30	18x30"	E324001	102.43
4" w/Hub	30	18x30"	E324002	104.73
Basin Only	68	24x36"	E53200	287.72
Basin Only	105	30x36"	E64100	438.48

## Evolution E-Series Cover Options

DESCRIPTION	STOCK NO.	EACH
18" Solid Foam Cover	EC18EWSF	47.19
18" Simplex w/Gaskets	EC18G2	55.24
18" Simplex w/Flanges	EC18FO1CDS	57.54
18" Foam Radon Cover with 3" Vent & 2" Discharge	EC18FO1EDS	57.54
18" 2-PC Foam Cover	EC18TSFG2	81.71
24" Simplex w/Gaskets	EC24G2	162.27



## Ultra-Poly Basin

Unique design gives added support to a shallow clearance, high capacity Poly Basin. Compatible with all our 18" covers. Heavy duty version available. **(4 x 4 & 4 x 3 flexible coupling)**

SIZE	STOCK NO	EACH
24" x 24"	B2424	209.46



## Filament Wound Basins

SIZE	DESCRIPTION	STOCK NO	EACH
18" x 84"	w/Anti-Float Ring	FWB18X84	842.44
24" x 36"		FWB24X36	668.66
24" x 48"	w/Anti-Float Ring	FWB24X48	789.50
24" x 72"	w/Anti-Float Ring	FWB24X72	998.96
24" x 84"	w/Anti-Float Ring	FWB24X84	1130.16
24" x 96"	w/Anti-Float Ring	FWB24X96	1276.32
30" x 36"		FWB30X36	931.06
30" x 48"	w/Anti-Float Ring	FWB30X48	1047.30
36" x 48"	w/Anti-Float Ring	FWB36X48	1299.34
30" x 72"	w/Anti-Float Ring	FWB30X72	1420.18
36" x 72"	w/Anti-Float Ring	FWB36X72	1643.45



## Extension

18" x 24"

**For use with Filament Wound Tanks**

STOCK NO	EACH
EXT18X24	217.52

## Fiberglass Extension

DESCRIPTION	STOCK NO.	EACH
12" For 24" ID Fiberglass Basin	EXT24X12	322.25
12" For 30" ID Fiberglass Basin	EXT30X12	454.60
12" For 36" ID Fiberglass Basin	EXT36X12	502.93



## Solid Steel Covers

Epoxy coating provides a tough and durable surface.

SIZE	DESCRIPTION	STOCK NO	EACH
18"	14 Gauge 1/4" Solid	C18WSH	136.95
24"	14 Gauge 1/4" Solid	C24WSH	317.64
30"	14 Gauge 1/4" Solid	C30WS	393.60
36"	14 Gauge 1/4" Solid	C36WS	562.78



## Simplex Steel Covers

Epoxy coating provides a tough and durable surface.

SIZE	DESCRIPTION	STOCK NO	EACH
18"	1/4" Thick Simplex	C18SSH	141.56
24"	1/4" Thick Simplex	C24SSHO1CDP	344.11



## Simplex Steel Cover with Access Plate

The 4-bolt pump access plate offers ease in the basin for pump installation and removal. Blank inspection plate provides quicker access for pump inspection.

SIZE	DESCRIPTION	STOCK NO	EACH
24"	1/4" Thick Simplex w/Access	C24SSAO1CDP	574.29
30"	1/4" Thick Simplex w/Access	C30SSA	651.40



## Duplex Steel Covers with Access Plates

Includes two pump access plates to aid pump installation and removal. Blank inspection plate provides quicker access for pump inspection.

SIZE	DESCRIPTION	STOCK NO	EACH
30"	1/4" Thick Duplex w/Access	C30DSA	731.96
36"	1/4" Thick Duplex w/Access	C36DSA	890.78



## Fiberglass Covers

Corrosion resistance and non-skid with access.

SIZE	DESCRIPTION	STOCK NO	EACH
30"	1/2" Duplex w/Access	C30DFAO1CDN	704.34
30"	1/2" Solid Simplex w/Access	C30SFAO1CDN	624.93



## Plastic 2-Bolt Pipe Flange

Corrosion resistant threaded vent & slip discharge flanges.

PIPING SIZE	DESCRIPTION	STOCK NO.	EACH
1 1/4"	Slip Flange w/O-Ring	PF125S	23.02
2"	Threaded Flange	PF200T	27.62
3"	Threaded Flange	PF300T	28.77
3"	Slip Flange w/O-Ring	PF300S	28.77



## Stop "N" Seal Inlet Hub

Pipe seal for 4" piping through a 5" hole. Your piping will penetrate about 13/4" and stop.

SIZE	STOCK	EACH
4"	H400R	18.41



## Rubber Sleeve Full Flow Swing Check Valves

Full flow check valves were engineered to increase performance and for installation ease.

SIZE	STOCK NO	EACH
2"	CV200R	27.62



## Cast Iron Caulking Inlet Hubs

SIZE	STOCK NO	EACH
4"	H400C	92.07
4" on 18" Dia. Basin	H401FG18	49.49



## Boshart Check Valves

### (02) FRC Standard Sump Check Valve

Full port valve design with flapper that opens 100% and is seated on a 15° angle to reduce water hammer when the pump shuts off.

SIZE	STOCK NO	EACH
1 1/2"	BSC150SB	10.21



### (02) Sump & Sewage Check Valve

Full port valve design with flapper that opens 100% and is seated on a 15° angle to reduce water hammer when the pump shuts off. Also features a blow out proof nylon reinforced gasket design.

SIZE	STOCK NO	EACH
2"	BSC200SB	20.73



### (02) Combination Swing/Check Valve

PVC Slip Union Inlet & Slip Outlet • 150 PSI @ 72°F

SIZE	STOCK NO	EACH
1 1/2"	17SCBV15SU	34.93
2"	17SCBV20SU	52.87



### (02) Swing Check Valve Slip Union Quiet

PVC Slip Union Inlet & Outlet • 150 PSI @ 72°F

SIZE	STOCK NO	EACH
2"	17QSCTU20	47.17



## Solvent Weld PVC Check Valve

- Full flow design.
- No metallic parts, corrosion resistant.
- Angle seat and weighted flapper design for low pressure seal.
- Ideal for close working areas, easy pipe alignment.
- Designed for both horizontal and vertical usage.



SIZE	STOCK	EACH
2"	CV200TU	89.77

### (00b) Plastic Compression-Type Check Valve

SIZE	STOCK NO	EACH
2"	CV200P	58.99
3 x 3"	3GP	287.74



### (00b) Sump Discharge Kit

DESCRIPTION	STOCK NO.	EACH
24' Tubing	SPDK150M	15.32

## Zoeller Granby Check Valves

### (51) PVC Quiet Check Valve

No unions, solvent weld only

SIZE	STOCK NO.	EACH
3" White	ZO300044	108.88



## American Granby Check Valves

### (02) SPCV Silent Sump Check Valve

Stainless steel clamps included

SIZE	STOCK NO	EACH
1 1/2"	SPCV150SL	30.53
2"	SPCV200SL	38.86





## Alderon Pump Control Alarm Systems

### Alderon Standard Sewage Control Panels

- Float Control
- 3 - 20 ft. Control Switches Included
- Pipe Clamp, Stainless Steel

**NEMA 4x • Indoor/Outdoor Enclosure**

VOLTAGE	STOCK NO	EACH
<b>Single Phase Simplex</b>		
120/230 1-7 Amps	AL2010533	629.02
120/230 7-15 Amps	AL2010534	629.02
<b>Single Phase Duplex</b>		
120/230 1-7 Amps	AL2010536	1114.65
120/230 7-15 Amps	AL2010537	1114.65



### Altra™ - Control Switch

120/240VAC with 20' cord.

STOCK NO	EACH
AL2001536	59.21



### BIG SWITCH™ Pump Control

STOCK NO	EACH
<b>120v 15amp with Piggyback Plug</b>	
AL7055	126.94
<b>230v with Piggyback Plug</b>	
AL7057	129.99



### Doublemax™ Pump Control

STOCK NO	EACH
<b>15' Cable, 120v</b>	
AL7633	195.93
<b>15' Cable, 230v</b>	
AL7651	201.22

### Power Post™ Monitoring System

Pump cycle counts, pump amps, elapsed time, total gallons pumped, alarm conditions and more.

- 120VAC Pump
- 20' Alarm float and 20' Filter Switch
- 2 1/2" Riser Connection Kit

STOCK NO	EACH
PPMS14X2	643.60

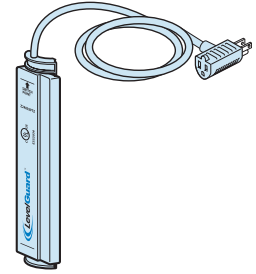


## Pump Control Alarm Systems

### Model Z24802PTZ LevelGuard Pump Control

- 120v 15amp.
- 8' cord.
- 5 Year Limited Warranty.

STOCK NO	EACH
Z24803PTZ	185.98



### Indoor Versa'alarm™

Auto Reset, Battery Back-Up and Auxiliary Contacts.

STOCK NO	EACH
<b>Tank Alarm 15' High Lever</b>	
AL7001	143.09
<b>Flood Alarm 15' with Waterspotter</b>	
AL7003	154.51



### Indoor/Outdoor Versa'alarm™

Auto Reset, Battery Back-Up and Auxiliary Contacts.

STOCK NO	EACH
<b>Tank Alarm 15'</b>	
AL7004	282.92

### Accessories

Expanded Applications

STOCK NO	EACH
<b>Waterspotter Flood Sensor</b>	
AL7008	47.95
<b>Waterspotter Probe Pump Sensor</b>	
AL7009	56.70

Part Number	Description	Versa'alarm	Unimax Mech	WaterSpotter	WaterSpotter Probe	Furnace Fail	Auto Dialer
7001	Tank Alarm (Versa'alarm with Unimax Mech. Control Switch)	X	X				
<b>Accessories (Expanded Applications)</b>							
7008	WaterSpotter (Flood Sensor)			X			
7009	WaterSpotter Probe (Pump Sensor)				X		
7018	Low Temp Sensor (Both 7006 & 7019 are Needed)					X	
7006	Auto Dialer: 1 Common message used for all sensors						X
7019	Auto Dialer: 2 different messages, one for water, one for furnace fail						X

## Goldline Drainage Products

### 4" x 100' Drain Pipe with Sock



100' coil

STOCK NO	EACH
4X100DRPIWS	119.48


### Goldflo® Dual Wall Pipe

- Plain end pipe, smooth interior, corrugated exterior.
- Long term durability.
- Superior flow rates.
- Requires split couplers.

SIZE	STOCK NO	EACH
24"x20'	24X20GFDRPI	943.30

### Drainage Boxes

Tough, high-density polyethylene. Watertight, needs no grouting.



STOCK NO	EACH
<b>With 4 holes (2" drop) and lid</b>	
DB042	46.44

### 4-Hole Drop Box

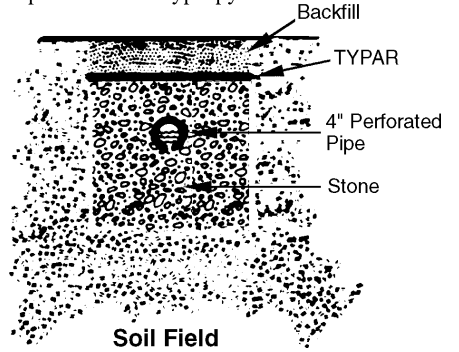
STOCK NO	EACH
DB042PERF	43.20
DB042IP4	46.44

## Typar Fabric

srwproducts.com

### Conventional Systems

Seepage Bed with TYPAR  
Spunbonded Polypropylene



### Reemay Typar Geotextile Fabric

- Protective cover for the top of the septic field.
- Allows passage of air and water.
- Prevents contamination and clogging of field by surrounding soil.
- Does not deteriorate.
- Enhances performance life of septic fields.
- More pervious than natural soil of field.
- Rot, insect, mildew and chemical resistant.
- Dimensionally stable, wet or dry.
- Helps minimize field maintenance.
- Tough, resists damage during construction.
- Cuts easily with a knife.

SIZE	STOCK NO	EACH
36"x300'	36X300TY	118.77
72"x300'	72X300TY	237.56
144"x300'	144X300TY	475.10

(02)

### Schedule 40 Insulated PVC Pipe

SIZE	STOCK NO	EACH FT
2"	2X10INSPV	26.34
4"	4X10INSPV	37.07

# Saniflo Drainage Pumps <sup>(18)</sup>

saniflo.com

## Sanivite Commercial and Residential Drain Pump

Used to pump gray water away from a variety of fixtures in commercial and residential applications.

Small enough to fit inside a kitchen cabinet with the capability to handle hot water and grease buildup.

- Discharges through 1" or 1½" rigid pipe; A non-return valve is included.
- Discharges the waste up to 16 feet vertical and/or 150 feet horizontal.
- 1½" vent connection on top of the lid.
- Two 2" inlets with built-in check valves on either side of the housing and one 1½" inlet on top of the enclosure.

**1" HP Motor, 120V-60Hz / 9 Amps, 42½" Power Cord**

SIZE HxWxD	1" DISCHARGE RATE AT 16 FEET	1" DISCHARGE RATE AT 3 FEET	CAPACITY	STOCK NO	EACH
11" x 14½" x 7½"	18 GPM	29 GPM	3.7 gal.	SANIVITE	610.46



## Saniswift Residential Drain Pump

Used to pump gray water away from a variety of fixtures in residential applications.

Powerful and economical with a compact design and multiple inlets.

- Discharges through 1" or 1½" rigid pipe; A non-return valve is included.
- Discharges the waste up to 14 feet vertical and/or 140 feet horizontal.
- 1½" vent connection on top of the lid.
- Two 1½" inlets with built-in check valves on either side of the housing and one 1½" inlet on top of the enclosure.

**1" HP Motor, 120V-60Hz / 9 Amps, 42½" Power Cord**

SIZE HxWxD	1" DISCHARGE RATE AT 16 FEET	1" DISCHARGE RATE AT 3 FEET	CAPACITY	STOCK NO	EACH
8¾" x 9" x 10¼"	18 GPM	24 GPM	2.75 gal.	SANISWIFT	397.13





## Style 38 Dresser Coupling

With Armored Gasket

PIPE SIZE	PIPE O.D.	LGTH	STOCK NO	EACH
<b>For Steel Pipe</b>				
2 1/2	2.875	9 1/2"	21238C	197.64
3*	3.500	8"	338C	231.72
4*	4.500	8"	438C	247.12
5	5.563	8"	538C	342.48

\* Stab Couplings

## Galvanized Male Adapter

SIZE	STOCK NO	EACH
1"	1GA65MA	49.17



## Style 65 Dresser Coupling

PIPE SIZE	STOCK NO	EACH
<b>Galvanized - Regular Pattern</b>		
1/2"	12GA65	38.25
3/4"	34GA65	42.79
1"	1GA65	57.75
1 1/4"	114GA65	58.46
2"	2GA65	74.41
<b>Galvanized - Long Pattern</b>		
1/2"	12GA65L	31.32
3/4"	34GA65L	34.76
1"	1GA65L	39.55
1 1/4"	114GA65L	50.76
1 1/2"	112GA65L	59.66
2"	2GA65L	77.09

**See page 1309 for Stainless Steel Watermain Repair Clamps**



## Style 90 Dresser Coupling

PIPE SIZE	FITS O.D. PIPE SIZE	STOCK NO	EACH
<b>5" Barrel</b>			
1"	1.315"	190C	67.73
2"	2.375"	290C	107.20

# AY McDonald Water Service Products <sup>(37)</sup>

aymcdonald.com

## Elbow

Copper Flared x Copper Flared

SIZE	STOCK NO	EACH
3/4"	34AY4761	54.13
1"	1AY4761	90.08
2"	2AY4761	523.04



## Elbow

Copper Flared x MIP

SIZE	STOCK NO	EACH
3/4"	34AY4779M	43.06
1"	1AY4779M	71.41



## Tee

All Copper Flared Connections

SIZE	STOCK NO	EACH
3/4"	34AY4760	95.31
1"	1AY4760	159.91
1 1/2"	112AY4760	417.70



## Tee

McQuik Compression x McQuik Compression

SIZE	STOCK NO	EACH
3/4"	34AY4760Q	133.24
1"	1AY4760Q	142.46
1 x 3/4"	1X34AY4760Q	146.33



## Flared Nut

No Gasket

SIZE	STOCK NO	EACH
3/4"	34AY4700	11.17
1"	1AY4700	18.51



## Flared Reducing Nut

Flare x Female Flare Thread

SIZE	STOCK NO	EACH
3/4 x 1"	34X1AY4755	60.24
1 x 3/4"	1X34AY4755	60.87



## Tube Liners

SIZE	STOCK NO	EACH
3/4"	34IPSLINER	4.84
3/4"	34CTSLINER	4.30
1"	1CTSLINER	4.56
1 1/4"	114CTSLINER	5.59
1 1/2"	112CTSLINER	6.27
2"	2CTSLINER	6.27



## Adapter

Copper Flared x MIP

SIZE	STOCK NO	EACH
3/4"	34AY4753	40.18
1"	1AY4753	57.38
1 1/4"	114AY4753	114.39
1 1/2"	112AY4753	176.97
2"	2AY4753	324.84



## Adapter

Copper Flared x FIP

SIZE	STOCK NO	EACH
3/4"	34AY4754	39.71
1"	1AY4754	60.75
1 1/4"	114AY4754	114.23
1 1/2"	112AY4754	162.96
2"	2AY4754	306.87



## Adapter

McQuik Compression x MIP

SIZE	STOCK NO	EACH
3/4"	34AY4753Q	45.21
1"	1AY4753Q	53.55
1 1/4"	114AY4753Q	102.33
1 1/2"	112AY4753Q	146.61
2"	2AY4753Q	213.62



## Adapter

McQuik Compression x Female

SIZE	STOCK NO	EACH
3/4"	34AY4754Q	47.53
1"	1AY4754Q	64.47
1 1/4"	114AY4754Q	117.74
1 1/2"	112AY4754Q	187.57
2"	2AY4754Q	223.27



## IPS Adapter

3Q McQuik Compression x MIP

SIZE	STOCK NO	EACH
1"	1AY47533Q	86.96



## IPS Adapter

3Q McQuik Compression x FIP

SIZE	STOCK NO	EACH
1"	1AY47543Q	74.84



## IPS Adapter

CTS Polyethylene "-22" Mac-Pak Compression x MIP

SIZE	STOCK NO	EACH
1 1/4" x 1"	114X1AY7475322	95.41



## IPS Adapter

"-3Q" McQuik Compression x MIP

SIZE	STOCK NO	EACH
1"	1AY7475333	86.96



## Coupling, 2 Part

Female Flare Thread x Flare Nut

SIZE	STOCK NO	EACH
3/4"	34AY4756	44.70
1"	1AY4756	69.24
1 1/2"	112AY4756	166.92



## 3 Part Coupling

Copper Flared x Copper Flared

SIZE	STOCK NO	EACH
3/4"	34AY4758	50.73
1"	1AY4758	88.90
1 1/4"	114AY4758	182.37
1 1/2"	112AY4758	266.81
2"	2AY4758	435.37



## Q22 Ford Flare Coupling

Flare x X-Strong Lead Compression

SIZE	STOCK NO	EACH
5/8"	58LX1FCO	92.92
3/4"	34LX1FCO	142.92



## 3 Part Coupling

Coupling 22 CTS x 33 PEP

SIZE	STOCK NO	EACH
1"	1AY747582233	99.35



## 3 Part Union

Coupling 33 PEP x 33 PEP

SIZE	STOCK NO	EACH
1"	1AY7475833	137.33



## 3 Part Union

Coupling Q CTS x Q CTS

SIZE	STOCK NO	EACH
3/4"	34AY4758Q	55.02
1"	1AY4758Q	62.95
1 1/4"	114AY4758Q	108.67
1 1/2"	112AY4758Q	210.61
2"	2AY4758Q	284.41



## 3 Part Union

Coupling 3Q PEP x 3Q PEP

SIZE	STOCK NO	EACH
1"	1AY47583Q	137.33



## Flaring/Rounding Tool

NOM PIPE	STOCK NO	EACH
3/4"	34AY4774FR	135.18
1"	1AY4774FR	156.75
1 1/4"	114AY4774FR	191.83
1 1/2"	112AY4774FR	221.52
2"	2AY4774FR	259.35





# AY McDonald Water Service Products <sup>(37)</sup>

aymcdonald.com



## Corporation Stop

A.W.W.A. x Copper Flared

SIZE	STOCK NO	EACH
3/4"	34AY4701B	141.47
1"	1AY4701B	181.53
1 1/2"	112AY4701B	429.80
2"	2AY4701B	750.77



## Curb Stop

Oriseal  
Copper Flared x Copper Flared

SIZE	STOCK NO	EACH
3/4"	34AY6104	220.60
1"	1AY6104	297.70
1 1/4"	114AY6104	443.51
1 1/2"	112AY6104	699.53
2"	2AY6104	1131.74

## Miscellaneous Valves

aymcdonald.com



(02)

## Meter Valve

No. 578-17

FL x FIP

SIZE	STOCK NO	EACH
3/4"	34MEVA	59.44

(02)

## Meter Plug Valve

No. 4602

With lockwings/Flare inlet

SIZE	STOCK NO	EACH
1 x 3/4"	1X34MEVA	125.00

## Curb Stop

Oriseal  
F.I.P. x F.I.P.



SIZE	STOCK NO	EACH
3/4"	34AY6105	173.52
1"	1AY6105	259.38
1 1/4"	114AY6105	414.00
1 1/2"	112AY6105	514.63
2"	2AY6105	743.00

## Curb Stop and Drain

Oriseal (Looks like 10287)  
F.I.P. x F.I.P.

SIZE	STOCK NO	EACH
3/4"	34AY6005	213.48
1"	1AY6005	299.57
1 1/4"	114AY6005	534.55
2"	2AY6005	864.12

## Ranger Fittings

### Male Adapter

Ranger x MNPT



SIZE	STOCK NO	EACH
3/4"	AY747531134	74.90
1"	AY74753111	116.70

### Female Adapter

Ranger x FNPT



SIZE	STOCK NO	EACH
3/4"	AY747541134	74.44
1"	AY74754111	114.97

### Coupling

Ranger x Ranger



SIZE	STOCK NO	EACH
3/4"	AY747581134	110.35
3/4" x 1"	AY747581134	147.99
1"	AY74758111	183.14

## A.W.W.A. Gate Valves

### Gate Valves

- Resilient Seat Gate Valves
- Iron body with modified wedge disc
- NRS Type
- 200 PSI working pressure
- 400 PSI Test Pressure
- M.J. Ends



SIZE	STOCK NO	EACH
4"	4MJGAVA	1562.95
6"	6MJGAVA	1993.52

### Gate Valves

- Resilient Seat Gate Valves
- Iron body with modified wedge disc
- NRS Type
- 200 PSI working pressure
- 400 PSI Test Pressure
- Flange Ends



SIZE	STOCK NO	EACH
3"	3FLGAVA	1385.83
4"	4FLGAVA	1548.62
6"	6FLGAVA	2070.17

### Gate Valves

- Resilient Super Seal
- O.S.&Y. valves with FLxFL ends
- 200 psi working pressure
- 400 psi test pressure
- Required by St. Paul in meter installations



SIZE	STOCK NO	EACH
4"	4FLOSYGAVA	1524.83
6"	6FLOSYGAVA	2221.23

### Lever & Weight Check Valve

- Bronz Mounted
- Iron body
- stainless steel, hinge pin
- 175 Lbs. W.W.P.
- Flange Ends



SIZE	STOCK NO	EACH
4"	4FLLEWE	1847.10
6"	6FLLEWE	2535.24



(37)  
**Extension Service Boxes**

Minneapolis Pattern

SIZE	TAPPED	CURB STOP	STOCK NO	EACH
1/4 x 7 1/2'	2"	3/4 - 1"	AY5615712	142.67
2 x 7 1/2'	3 1/2"	2"	AY5625712	305.34

**Note: Any bushings required are extra cost:**  
 • 3/4" & 1" stop requires 2x1 1/2" bushing  
 • 1 1/2" stop requires 3 1/2"x3" bushing.

**Standing Rod**

Optional for above boxes

STOCK NO	EACH
AY566072	42.84



(37)  
**Penagon Key**

STOCK NO	EACH
AY304K	16.41



(37)  
**Curb Box Key**

SIZE	STOCK NO	EACH
3'	AY304B3	85.09



(37)  
**Shut-off Rod**

SIZE	STOCK NO	EACH
6'	AY3056	130.98
8'	AY3058	139.37



(37)  
**Threaded Lid for Curb Box**

SIZE	STOCK NO	EACH
1 1/4"	114AY5614L	35.01
2"	AY5624L2	52.24

**Minneapolis Pattern Service Base**

(36)  
**Heavy Duty Repair Tops**

SIZE	STOCK NO	EACH
2"	WRT200	47.42

[badgermeter.com](http://badgermeter.com)



## Recordall Disc Meters

### LEAD FREE

NSF/ANSI Standards 61 and 372 Certified

MODEL	SIZE	GPM	STOCK NO	EACH
M25	5/8 x 3/4"	.125-25	M2558X34	178.88
M35	3/4 x 7 1/2"	.875-25	M3534X712	267.08
M35	3/4 x 9"	.875-35	M3534X9	284.23
M70	1" x 10 3/4"	.5-70	M701	563.56
M120	1 1/2"	1.25-120	M120112	1247.18
M170	2"	1.50-170	M1702	1852.39

## Meter Tailpieces

[aymcdonald.com](http://aymcdonald.com)

(37)

### Meter Flange Kit

Includes:

- (2) each of Flanges
- Gaskets
- 4 Nuts & Bolts



SIZE	STOCK NO	EACH
1 1/2"	7610FKIT112	286.12
2"	7610FKIT2	392.79

(37)

### Bronze Meter Coupling

With Wire Hole & Gasket Kit



SIZE	FOR USE WITH	STOCK NO	EACH
1/2"	M25	74620Z12	15.66
3/4"	M25/35	74620Z34	15.66
1"	M70	74620Z1	23.40

FOR USE WITH	
SIZE	MODEL
1/2"	M25
3/4"	M25/35
1"	M70
1-1/2"	M120
2"	M170

# Industrial Test Plugs (18)

oatey.com

## Hose with Poly-Lift Line

- Great for plugs up to 15"
- 3/16" ID hose
- Threaded connection fittings



SIZE	STOCK NO	EACH
30'	CH261106	259.14

## Poly-Lift Line and Gauge

- Greater lifting strength
- Recommended for plugs 6" to 48"
- Retard gauge helps prevent peg-out damage
- Heavy-duty rubber gauge
- 3/8" heavy-duty ID hose, quick inflation/deflation
- Quick-dump valve for easy deflation



SIZE	STOCK NO	EACH
30'	CH383308	548.31

## Deflection Gauge Fixed SDR 35.5%

- Durable, zinc-plated construction
- Conforms to mandrel sizing specification (blade length = or > nominal pipe size)
- Nine-arm design ensures testing accuracy
- Open design allows debris pass-through



SIZE	STOCK NO	EACH
6"	CH286068	393.36
8"	CH286078	512.07
10"	CH286088	602.44
12"	CH286098	602.44

## Manhole Cover Hook

With 90° Handle



SIZE	STOCK NO	EACH
36"	CH015438	113.42

## Air-Loc Plug (Front)

- Mechanical bonding of natural rubber & end plates eliminates failures of chemical bonding
- Improved performance and safety
- Superior back pressure (15 psi, 1 bar)
- Premium performance and aesthetics
- Lightweight, short and flexible



PIPE SIZE	STOCK NO	EACH
6-12"	CH317128	1079.73

## I-Series Test-Ball Plug

- Mechanical bonding of natural rubber & end plates eliminates failures of chemical bonding
- Improved performance and safety
- Superior back pressure (15 psi, 1 bar)
- Premium performance and aesthetics
- Lightweight, short and flexible



PIPE SIZE	STOCK NO	EACH
6-12"	CH310128	937.01

## Underground Muni-Ball Plugs

- Works in all types of pipe
- Natural rubber seals the roughest of surfaces
- 8", 10" and 12" plugs include two-port plug for easy use in sewer air tests
- Threaded aluminum bypass



SIZE	BYPASS	STOCK NO	EACH
2"	1/8"	CH262010	259.23
3"	1/2"	CH262258	280.13
4"	3/4"	CH262048	280.13
6"	1 1/2"	CH262064	330.39
8"	3"	CH262080	403.72
10"	3"	CH262110	533.29
12"	3"	CH262129	749.24

## Underground Test-Ball Plugs

- Natural rubber for superb expansion & memory
- Seals both round and out-of-round pipe
- Removable inflation valve can be replaced with quick disconnect or if it is damaged
- Features an eye-bolt for use with a poly-lift line
- Block flow or back plug for sewer air testing



PIPE SIZE	STOCK NO	EACH
8"	CH041386	304.20
10"	CH041394	493.86
12"	CH041408	621.55

## Inside of Pipe Gripper Plugs

- Rated for 17 PSI or 40 ft. of head pressure
- Extra large zinc wing nut
- Natural rubber O-ring
- ABS glass-reinforced plates
- Zinc-Plated carriage bolt



PIPE SIZE	STOCK NO	EACH
4"	CH270296	14.58
6"	CH270253	39.45
8"	CH270288	75.06

(21)

**Repairs for Heavy Duty and Aluminum Pipe Wrenches**



SIZE	STOCK NO	EACH
<b>Hook Jaw</b>		
10"	10RIHOJA	40.31
14"	14RIHOJA	53.97
18"	18RIHOJA	75.41
24"	24RIHOJA	120.53
36"	36RIHOJA	246.05
48"	48RIHOJA	384.45
<b>Heel Jaw and Pin</b>		
12"-14"	12RIHEJP	29.81
18"	18RIHEJP	39.15
24"	24RIHEJP	58.78
36"	36RIHEJP	99.85
48"	48RIHEJP	156.49
<b>Wrench Nut</b>		
10"	10RINU	9.80
14"	14RINU	12.61
18"	18RINU	18.95



**Aluminum RapidGrip® Pipe Wrench**

SIZE	STOCK NO	EACH
18"	18ALRGWR	145.54



**Aluminum End Pipe Wrench**

SIZE	STOCK NO	EACH
14"	E914ALPIWR	124.48
18"	E918ALPIWR	155.86



**General Purpose Locking Steel Tapes**  
Model No. 636 & 671

SIZE	STOCK NO	EACH
¾ x 16'	.636RITA	37.31
1" x 25'	.671RITA	44.50

**1619F - Fiberglass Folding Ruler**

6' inside flat reading.



MFG. NUMBER	STOCK NO	EACH
73370	RI1619F	34.72

**Heavy-Duty Straight Pipe Wrenches**



SIZE	STOCK NO	EACH
8"	8PIWR	49.86
10"	10PIWR	52.93
12"	12PIWR	57.74
14"	14PIWR	62.90
18"	18PIWR	92.39
24"	24PIWR	138.93
36"	36PIWR	331.60



**Aluminum Handle Straight Pipe Wrenches**

SIZE	STOCK NO	EACH
14"	14ALPIWR	100.49
18"	18ALPIWR	126.98
24"	24ALPIWR	196.59
36"	36ALPIWR	369.18



**Ridgid Spud Wrench**

12" Spud Wrench features narrow, smooth, toothless jaws ideal for square or rectangular stock and fits into tight places.

SIZE	STOCK NO	EACH
12"	12SPWR	86.48



**One Stop Wrenches**

Two wrenches in one. It provides the exact size wrench you need to install angle stops and compression couplings.

STOCK NO	EACH
RI27023	52.31

**Heavy-Duty Hex End Pipe Wrench**

Drain Nut Capacity Up thru 1½"  
Max. Jaw Opening 2⅝" Opening

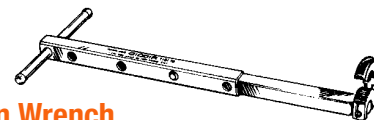


CAPACITY	STOCK NO	EACH
1½ - 2⅝"	E110RIHEWR	68.63



**Adjustable Wrenches**

SIZE	STOCK NO	EACH
6"	706RIADWR	33.57
8"	708RIADWR	37.46
10"	710RIADWR	45.20
15"	715RIADWR	90.05
18"	718RIADWR	143.52



**Basin Wrench**


NUT CAPACITY	ADJUSTMENT	STOCK NO	EACH
⅜" - 1¼"	10 - 17"	1017RIBAWR	70.29



**Strap Wrench**

For use on polished pipe and tubing.

CAPACITY	STOCK NO	EACH
⅜ - 2"	.2RISTWR	66.46
1 - 5"	.5RISTWR	127.82



**Chain Wrench**

SIZE	STOCK NO	EACH
<b>Light</b>		
2"	C12RICHWR	121.89
<b>Heavy</b>		
2½"	C18RICHWR	193.31
3"	C24RICHWR	238.42

**Ridgid Plastic Basin Nut Wrench**



STOCK NO	EACH
PLBANUWR	38.54





### Tubing Cutters

Reamer built inside grip knob.

O.D. CAPACITY	STOCK NO	EACH
1/8 - 1"	.10TUCU	53.47
3/16 - 1 1/8"	.15TUCU	59.63
5/8 - 2 1/8"	.20TUCU	120.29



### Tubing Cutters

Fold-out reamer.

O.D. CAPACITY	STOCK NO	EACH
1/8 - 1 1/8"	.150TUCU	54.19



### Ridgid Tubing Cutters

SIZE	STOCK NO	EACH
1/4 - 1 5/8"	.151TUCU	88.56



### Mini Tubing Cutters

For use in tight places, require minimal swing around the tubing.

O.D. CAPACITY	STOCK NO	EACH
3/16 - 1 5/16"	.104TUCU	29.28
1/4 - 1 1/8"	.101TUCU	39.81
3/16 - 1 5/16" Autofeed®	.117TUCU	37.94
1/4 - 1 1/8" Autofeed®	.118TUCU	51.33



### REED Tubing Cutter

Pencil reamer..

O.D. CAPACITY	STOCK NO	EACH
1/4 - 1 3/8"	.TC14TUCU	69.57



### REED Quick Release™ Tubing Cutters

Cut copper, aluminum, steel, and stainless steel tubing.

O.D. CAPACITY	STOCK NO	EACH
1/4 - 2 5/8"	.TC2QTUCU	183.51
3/8 - 3 1/2"	.TC3QTUCU	228.83
1 1/8 - 4 1/2"	.TC4QTUCU	266.29




### REED Plastic Pipe Cutters

SIZE	STOCK NO	EACH
1/8 - 1 5/16"	.TC1QP	105.82
1/4 - 2 5/8"	.TC2QP	162.18
3/8 - 3 1/2"	.TC3QP	199.36
1 1/8 - 4 1/2"	.TC4QP	234.56

### Press Snap Soil Pipe Cutter

For No-Hub & Service Weight. Compatible with all RIDGID Standard Press tools.

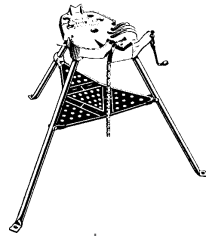
O.D. CAPACITY	STOCK NO	EACH
1 1/2 - 4"	.PP34403	949.31



### Top-Screw Bench Chain Vises

- Chain tightens by handy top crank handle that's anchored to base.
- Jaws of tool steel hardened for long wear.
- Handy pipe rest and bender.

CAPACITY	STOCK NO	EACH
1/8 - 2 1/2"	.BC210RIVI	257.47
1/8 - 4"	.BC410RIVI	408.16



### Tri-stand Top-Screw Chain Vise

No more stooping, bending or groping. Large, easy-to-operate crank handle that tightens chain is right on top for fast, sure adjustment. Alloy steel jaws hardened for firm grip and long wear. Large vise base overhangs front legs for clear tool swing; has rear pipe rest, tool hanger slots, 3 pipe benders, and ceiling brace screw. Integral folding legs and tool tray lock open for sturdy work bench, close for easy carrying.

CAPACITY	STOCK NO	EACH
1/8 - 6"	.460RIVI	721.97



### PTC-400 Power Tubing Cutter

Portable and durable tubing cutter for stainless steel, carbon steel, copper, aluminum, and plastic.

CAPACITY	STOCK NO	EACH
1/2 - 4"	.RI66138	2177.29



### Pro Arc Aluminum Hack Saw

Includes 12" Blade.

STOCK NO	EACH
.212AIHASA	35.61

**For Additional Saws refer to page 1911**

### Blade Style Plastic Pipe and Tubing Cutter

CAPACITY	STOCK NO	EACH
1/8 - 1 1/2"	.RC1625RITUCU	112.70



### Plastic Tubing Cutters

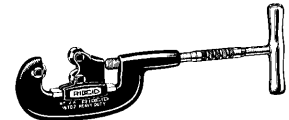
No. PC1375.

O.D. CAPACITY	STOCK NO	EACH
1/8 - 1 3/8"	.PC1375RITUCU	60.52



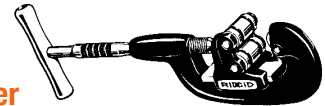
### Heavy Duty Pipe Cutter

CAPACITY	STOCK NO	EACH
1/8 - 2"	.2ARIPICU	295.89



### Wide-roll Pipe Cutter

CAPACITY	STOCK NO	EACH
1/8 - 2"	.202RIPICU	360.53




### 4-Wheel Pipe Cutter

CAPACITY	STOCK NO	EACH
3/4 - 2"	.42ARIPICU	341.21



### Soil Pipe Cutter

CAPACITY	STOCK NO	EACH
2 - 6"	.246RISOPICU	1174.91



### Ridgid 226 In-Place Soil Pipe Cutter

STOCK NO	EACH
.226SOPICU	1083.55



### Pipe Shooter Inside Cutter

For PVC and ABS pipe, sizes above 1 1/2" Special steel cutting blade

STOCK NO	EACH
.PS100	11.08
<b>Cutting blade</b>	
.PS102	2.23



reedmfgco.com



## REED Cutter Wheels

MODEL NO.	STOCK NO	EACH
75046	75046CUWH	14.72
R2155	R2155CUWH	23.21
R5272	R5272CUWH	21.24
2RBHD	2RBHDCUWH	28.29
R4546	R4546CUWH	14.89
HX2 1/2	HX212CUWH	53.78
345T	345TCUWH	13.41
2RBS	2RBSCUWH	21.63
30-40P	3040PCUWH	24.85
75015	75015CUWH	11.73
HS2 1/2	HS212CUWH	29.49
HS4	HS4CUWH	43.69
0	0CUWH	12.85
OP-2	OP2CUWH	27.75
73505	73505CUWH	14.89

**OCUWH works with Hilmor Tubbing Cutters page 1905**

## REMS Roto-Cut Cutting Wheel

MODEL	STOCK NO	EACH
7599	RE7599	6.62

ridgid.com



## RIDGID Replacement Blade

MODEL NO.	STOCK NO	EACH
E-2191	E2191CUWH	18.52
138	138CUBL	136.08



## RIDGID Replacement Blade

MODEL NO.	STOCK NO	EACH
E-1032	E1032CUWH	38.70
F-3S	F3SCUWH	22.72
F-229	F229CUWH	34.51

## Reed Cutter Wheel Application Chart

Reed Cutter Wheel No	Application
0	Copper, Aluminum, Brass, Steel Tubing
OP2	ABS, PE, PB, PP
1-2PVC	PVC
2RB-HD	HD for Steel
2RBS	Steel, Stainless Steel
3-6PVC	PVC
3-6TW	Thin Wall PVC, ABS, PE
30-40	Copper, Aluminum, Brass, Steel Tubing
30-40P	ABS, PE, PB, PP
345T	Copper, Aluminum, Brass
32633	Copper, Aluminum, Brass
6QP	Thick Wall PE
75015	Copper, Aluminum, Brass
75046	Copper, Aluminum, Brass, Steel Tubing, Stainless Steel
HX2-1/2	Extra Strong Steel Pipe
R367	Steel, Ductile Iron
R2155	PE, PB, PP, Std. and Heavy Wall
R2990	Copper, Aluminum, Steel Tubing
R4546	Steel Tubing
R5272	PVC, ABS, Standard Wall

## Reed Cutter Wheel Cross Reference Chart

ARMSTRONG	REED CUTTER WHEEL	RIDGID	REED CUTTER WHEEL
1T	2RBS	10	0
2T	2RBS	15	0, OP2
2TA	2RB-HD	20	0, OP2
		30	30-40, 30-40P
		30P	30-40, 30-40P
		40	30-40, 30-40P
		40P	30-40, 30-40P
		315	R2990
		103	345T
		104	345T
		105	345T, R2155, R4546, R5272
		205	345T, R2155, R4546, R5272
		106	30-40, 30-40P, 1-2PVC
		108	30-40, 30-40P, 1-2PVC
		109	30-40, 30-40P, 1-2PVC
		131	345T, R2155, R4546, R5272
		131P	345T, R2155, R4546, R5272
		132	345T, R2155, R4546, R5272
		132P	345T, R2155, R4546, R5272
		133	30-40, 30-40P, 3-6PVC
		133P	30-40, 30-40P, 3-6PVC
		134	30-40, 30-40P, 3-6PVC
		135P	30-40, 30-40P, 3-6PVC
		136	30-40, 30-40P, 3-6PVC, 80P, 4-8W
		136P	30-40, 30-40P, 3-6PVC, 80P, 4-8W
		1A	2RBS, 2RB-HD
		2A	2RBS, 2RB-HD
		42A	2RBS, 2RB-HD
		202	2RBS, 2RB-HD
		6S	R367
		208	R367
		209	R367
		300	HX2-1/2
		535	HX2-1/2
		802	HX2-1/2
		E1032	HX2-1/2
		E1032S	HX2-1/2
		E1240	0
		E2155	R2155
		E2156	30-40P
		E2157	6QP
		E2191	30-40
		E2558	30-40
		E2990	R2990
		E3469	345T
		E4546	R4546
		E5272	R5272
		E5299	3-6PVC
		E10279	3-6TW
		F3	2RB-HD
		F3S	2RB-HD
		F158	0
		F367	R367
		E3675	R367
		F514	2RBS



## 9-in-1 Multi-Tool

includes: a valve core remover, square #2, 1/2" hex, 5/16" hex, 3/8" hex, Phillips #1, Phillips #2, 3/16" slotted and 1/4" slotted.

STOCK NO	EACH
HI1839053	23.39



## Quick-Change Magnetic Nut Drivers

Two tools in one, allowing you to switch from color coded 1/4" to 5/16" with ease.

SIZE	STOCK NO	EACH
3"	HI1839054	38.09
6"	HI1891260	46.20
<b>5/16" Mag-Nut Driver (Not Quick-Change)</b>		
3"	HI1839060	16.88



## Fast Connect Magnetic Nut Driver Set

- 1-7/8" Magnetic Nutsetters 1/4", 5/16", and 3/8"
- 6" Magnetic Nutsetters 1/4", 5/16", and 3/8"
- 3" Fast Connect Nut Driver with quick release
- 6" Fast Connect Nut Driver with quick release
- Zipper pouch with additional bit storage

SIZE	STOCK NO	EACH
5 1/4" x 8 1/4" x 2 1/4"	HI1937911	126.50



## Keystone Tip Demolition Screwdriver

5/16" flat head screwdriver with a metal strike cap that can pound, pry, and chisel without breaking.

SIZE	STOCK NO	EACH
7"	HI1891396	31.76



## Phillips Tip Screwdriver

Machined tip for precise fit that won't strip screws.

SIZE	TIP	STOCK NO	EACH
3"	#1	HI1891290	12.41
7"	#2	HI1891393	17.00



## Terminal Block Screwdriver

Machined tip for precise fit that won't strip screws.

SIZE	STOCK NO	EACH
4"	HI1891397	12.41



## Long Nose Pliers

Cross-cut knurled grip jaws with long lasting cutting edges cut clean every time.

SIZE	STOCK NO	EACH
6"	HI1885397	36.11



## Slip Joint Pliers

Machined jaws with sharp teeth for a secure grip and a rubber handle to reduce slipping.

SIZE	STOCK NO	EACH
8"	HI1885365	30.07



## Lineman's Pliers

Cut, grab and twist wire. Cutting edges stay sharp, thanks to a laser-hardening process.

SIZE	STOCK NO	EACH
8 1/2"	HI1885399	52.66



## Diagonal Cutting Pliers

Cutting edges stay sharp, thanks to a laser-hardening process.

SIZE	STOCK NO	EACH
8"	HI1885363	40.96



## Tongue & Groove Pliers

Adjusts to multiple sizes with teeth that bite into the material. Comfortable rubber handle.

SIZE	STOCK NO	EACH
8"	HI1885366	29.85
10"	HI1885367	35.11
12"	HI1885368	44.88



## Quick-Adjusting Tongue & Groove Pliers

A V-Jaw with twice as many grooves as the traditional Pliers makes it easier to grab a hold of hex, square, or round fasteners while the jaw quickly adjusts with the press of a button.

SIZE	STOCK NO	EACH
8"	HI1890996	37.47
10"	HI1890997	45.60
12"	HI1890998	54.73



## Wire Strippers

Clearly marked gauge indicators with a sharp edge for clean cuts without damaging wire.

SIZE	STOCK NO	EACH
7"	HI1885426	33.19



## Service Wrenches

- Straight Service Wrench makes changing sizes quick and easy. 1/4", 3/16", 3/8", 5/16"
- Offset Service Wrench for maneuvering around cramped spaces. 1/4", 3/16", 3/8", 5/16"
- Hex Key Adapter, it works on 3/16" & 5/16" hex valves

TYPE	STOCK NO	EACH
Straight	HI1839042	18.67
Offset	HI1839043	18.67
Hex Key	HI1839046	6.79



## 4" Folding Utility Knife

- A blade-locking mechanism keeps blade secure
- Bi-Metal composite protects from shattering
- A liner lock keeps the blade from folding

STOCK NO	EACH
HI1885433	27.93



## Tool Center Bag

It includes 24 exterior and interior pockets, and three pouches so you can store your tools safely and find them quickly. Clear vinyl window pocket for ID and 2 padded side pockets provides safe storage for your meter. A sturdy hard plastic, water-resistant bottom so contents inside won't be damaged. Holds up to 50 lbs. with a padded aluminum carrying handle and a padded shoulder strap for comfort.

SIZE	STOCK NO	EACH
13 1/2" x 8 1/2" x 9"	HI1839079	153.59





**Compact Bending Kit with Reverse Attachment**

Small-space capabilities, one-handed operation. A universal crossbar and color-coded mandrels provide simple setup and easy size identification. An advanced mandrel design and quick-release mechanism allow for an easy tube release. Mandrel sizes 1/4", 5/16", 3/8", 1/2", 5/8", 3/4" and 7/8" with a reverse bending attachment.

STOCK NO	EACH
HI1926598	458.35



**Tri-Tube Bender**

Indicators in the handles to help you correctly identify the tube size and then aligns with color-coded indicators. Markings on the side help measure the bend radius so you can achieve a perfect bend of up to 180°.

SIZE	STOCK NO	EACH
3/8"	HI1839027	86.52



**Large Diameter Tubing Cutter**

Features a four-roller tracking system to keep the tube from threading and a shock-resistant steel wheel to cut tubes up to 1 3/8"

SIZE	STOCK NO	EACH
1/8 - 1 3/8"	HI1885384	82.91
1/8 - 1 3/4"	HI1885385	124.09



**Small Diameter Tubing Cutters**

Cuts tubes in tight places with minimal burrs.

O.D. CAPACITY	STOCK NO	EACH
1/8 - 5/8"	HI1885381	27.80
1/8 - 1 1/8"	HI1885383	55.71



**Orbital Flare**

Off-center mounted cone that spins on an axis to make sure it uniformly shapes the tube. A spring-loaded block to firmly grip the tube, a tube-stop arrow for precise height/positioning and ball detents for easy flaring yoke alignment. A clutch mechanism stops the flaring when the job is done to eliminate cracking the tube.

O.D. CAPACITY	STOCK NO	EACH
1/8 - 3/4"	HI1838952	233.49



**Plastic Tubing Cutter**

MAX OD	STOCK NO	EACH
1 5/16"	HI1885388	66.13



**Ratcheting Plastic Tubing Cutter**

Ergonomic, cast-aluminum body and bi-carbon steel blade increase the life and durability.

MAX OD	STOCK NO	EACH
2 3/8"	HI1885395	266.21
Replacement blade		
1 PK	HI1885396	105.14



**Ratcheting Plastic Tubing Cutter**

Stainless steel blade and rubberized grip.

MAX OD	STOCK NO	EACH
1 5/8"	HI1885393	104.43
Replacement blade		
1 PK	HI1885394	50.68



**Deburrers**

Pocket size deburring Tool lets you put your silky-smooth signature on even the smallest pieces of tubing.

STOCK NO	EACH
HI1891258	16.75



**Quick-Engage Flare & Swage Kit**

An innovative spring-loaded block holds the tube firmly in place. A tube-stop arrow easily identifies the correct height and position of the tube. The ball detents ensure proper and precise alignment.

Includes:  
3/16", 1/4", 5/16", 3/8", 1/2", 5/8", and 3/4" tube sizes

STOCK NO	EACH
HI1838947	273.85



**Flare/Swage**

Its compact design allows it to fit where others can't. With a long handle for additional leverage, it makes a precise, quality flare or swage. Tube sizes: 3/4", 5/8", 7/8", and 1 1/8"

STOCK NO	EACH
HI1838948	250.79



**Compact Swage Tool**

It has the power to swage 1 5/8" tubing and the control to swage 5/16" tubing without a crack. It's small, pistol-shape design, it can fit in the smallest of spaces. Includes: 3/8", 1/2", 5/8", 3/4" and 7/8" Expander Heads, Deburrer, Compact Swage Tool and kit box.

STOCK NO	EACH
HI1839015	759.27



**Basic Flares**

A cast steel yoke and hardened flaring bar provide durability; steel wing nuts offer a secure hold; a compact design allows it to fit in cramped spaces; and a long handle offers additional leverage.

O.D. CAPACITY	STOCK NO	EACH
1/8" - 3/4"	HI1838956	164.34
3/4" - 1 1/8"	HI1838955	196.78

## Digital Adjustable Torque Wrench

Reduces the risk of refrigerant leaks from over or under tightening a flare nut on a mini-split. A digital screen for torque accuracy, 9 memory settings of common torque values, and light and sound indicators when desired torque is achieved.

SIZE	STOCK NO	EACH
1/4" - 1/16"	HI1963826	344.44



## Duct Slitting Tool

Pierce, slit or scribe lines in sheet metal. (9 3/8")

STOCK NO	EACH
HI1890990	32.45



## Duct Knife

Puncture-resistant sheath included

Sharp and 11 9/16" length for easy use.

STOCK NO	EACH
HI1891331	35.75



## Hole Cutters

These two tools allow you to precisely cut holes into sheet metal.

SIZE	STOCK NO	EACH
2" to 12"	HI1891191	131.29
2" to 20"	HI1891192	167.11



## Replacement bit

1 PK	HI1891193	21.50
------	-----------	-------



## Duct Stretcher

16" Aluminum Body (0.70 lb)  
Pull duct together with one hand.

STOCK NO	EACH
HI1890987	49.74

## Replacement Wheels

HI1890988	21.07
-----------	-------



## Cable Tie Tensioning Tool

Tensioning Tool tightens both heavy and lightweight cable ties and cuts excess material in one fell swoop with its easy-to-use lever.

STOCK NO	EACH
HI1891190	58.52



## Hand Seamers

Bend or flatten sheet metal. 3" wide with 1/4" depth marks, a rubber grip, and with a reinforced spring.

TYPE	STOCK NO	EACH
Offset	HI1891183	91.17
Straight	HI1891185	78.01

## V-Notcher

Makes clean 30° v-shaped cuts in sheet metal without distorting or crimping the material.

SIZE	STOCK NO	EACH
1"	HI1891180	60.39



## 5 Blade Hand Crimper

Makes male-ends for joining and sealing identical size round sheet metal pipes.

THROAT DEPTH	STOCK NO	EACH
1 5/8"	HI1891187	60.39



## Folding Tools

Sight holes for depth alignment allows accurate & uniform 3/8" or 1" folds in up to 18-gauge sheet metal

SIZE	STOCK NO	EACH
12"	HI1891146	29.85
18"	HI1890985	41.77
24"	HI1890986	53.71

## Fin Straightening Tool

With two wheels that offer 12 sizes, easily remove debris and straighten condenser and evaporator coil fins.

STOCK NO	EACH
HI1891255	34.59



## Vacuum Pump

Simply attach the Hilmer HVAC/R Carrying Strap.

The front of the pump where the oil is stored is sloped downwards, creating a natural path for oil to drain faster. An oversized sight glass allows oil to be checked easier and an oversized oil fill port makes pouring in new oil easier as well.

120v • 1/2 HP • Intake 1/4", 3/8", 1/2" • Cap. 11oz

MODEL	STOCK NO	EACH
5 CFM	HI1948121	738.57



## 2-Valve Basic Manifold

A durable design, improved accessibility and smart functionality. The gauges have been optimized for greater 3 1/8" readability with improved graphics, high-contrast color and glow-in-the-dark functionality (Temp °F). Gauge connection 1/8" NPT male fitting. Double o-ring piston style valve type. Three 1/4" Charge ports. Sold with hilmer 60" refrigeration hoses.

Includes 60" Refrigeration Hoses

HIGH PRESSURE RANGE	REFRIGERANTS	STOCK NO	EACH
0-500 psi	R22	HI1839119	165.39
0-800 psi	R22/410A	HI1932650	285.52



## Refrigeration Hoses

Designed with smart features including an extra abrasion-resistant layer for tough environments. Rated for 800 PSI and -20° to 180°F.

DIAMETER	LENGTH	STOCK NO	EACH
1/4" Set of 3	36"	HI1839158	92.37
3/8" Vacuum	36"	HI1839159	56.27
1/4" Set of 3	60"	HI1839153	109.97
3/8" Vacuum	60"	HI1839154	58.65



## HVAC/R Tote

It includes 27 exterior and interior pockets, 18 elastic bands, tape loop, and clips for your keys so you can store your tools safely and find them quickly. Interior padded pocket provides safe storage for your meter. Reinforced rivets and a sturdy water-resistant bottom so contents inside won't be damaged. Holds up to 50 lbs. with a padded shoulder strap for comfort.

SIZE	STOCK NO	EACH
7 1/2" x 7 1/2" x 13"	HI1839078	116.99





**ProPress Power Tools  
refer to page 1112  
Pex Press Tool page 1215**



## M18 Fuel Hammer Drill/Impact Kit

- Kit Includes:**
- 2797-22 ½" Hammer Drill & ¼" Hex Impact
  - (2) M18 REDLITHIUM
  - XC 4.0 Extended Capacity Batteries
  - M18 & M12 Multi-Voltage Charger
  - Belt Clip, Side Handle & Carrying Case

**5 Year Tool Warranty**

STOCK NO	EACH
MIHAMMERDR	687.57

## REDLITHIUM Batteries



MODEL	STOCK NO	EACH
M12 REDLITHIUM Battery		
48-11-2401	MIM12BA	78.79
M18 XC Extended Capacity REDLITHIUM Battery		
48-11-1828	MIM18BA	195.36



## M12 Cordless Recip Saw Kit

- Kit Includes:**
- 2420-21 Recip Saw Kit
  - (1) 12v REDLITHIUM Batteries
  - Charger & Contractor Bag

**5 Year Tool Warranty**

STOCK NO	EACH
MIHACKZALL	254.28



## M18 FUEL™ SAWZALL® Reciprocating Saw Kit

- Kit Includes:**
- 2720-20 Cordless Sawzall
  - M18™ & M12™ Multi-Voltage Charger
  - M18™ REDLITHIUM™ XC5.0 Extended Capacity Battery Pack
  - Carrying Case
  - (1) Blade

**5 Year Tool Warranty**

STOCK NO	EACH
MIFUELSAWZALL	547.12



## M18 TRUEVIEW LED Stand Light

- Quick Set up, 7' Max Ext.
- Rotating and pivoting head
- 26" footprint, reinforced legs
- High, Medium, & Low modes
- 850-2,000 Lumens, lasting 4-10 hours with M18 XC 5.0 Pack
- Low battery indicator light

**5 Year Tool Warranty**

STOCK NO	EACH
MILIGHTSTAND	367.52

## M12 Cordless PVC Shear Kit



- Kit Includes:**
- 2470-21 PVC Shear Kit
  - (1) 12v REDLITHIUM Batteries
  - Charger & Carrying Case

**5 Year Tool Warranty**

STOCK NO	EACH
MIPVCSHEAR	397.37



## M12 Cordless Copper Tubing Cutter Kit

- Kit Includes:**
- 2471-21 Copper Tubing Cutter Kit
  - (1) 12v REDLITHIUM Batteries
  - Charger & Carrying Case
  - ¾"-1" Type L, K & M Copper

**5 Year Tool Warranty**

STOCK NO	EACH
MICOTUCU	371.02
Replacement Cutting Wheel 48-38-0010	
MITUCUWH	13.70



## M18 Fuel Super Hawg Right Angle Drill with QUICK-LOK Kit

- Kit Also Includes:**
- M18 REDLITHIUM Battery Pack
  - M18 & M12 Rapid Charger
  - Side Handle
  - Contractor Bag

**5 Year Tool Warranty**

STOCK NO	EACH
MISUPHAWGCL	1162.76

(00)

## Saw Blades



### Compact Band Saw Blades

DESCRIPTION	STOCK NO	EACH
3-Pack	MICOBSBL	24.47

## M18 Jobsite Radio/Charger

- Kit Includes:**
- M18 Battery Charger
  - Bluetooth Stereo Receiver
  - Fast charge USB Port
  - Reinforced roll cage
  - 16" Auxiliary Input Cord
  - (2) AAA Batteries
  - Weather-Sealed Compartment

**1 Year Tool Warranty**

STOCK NO	EACH
MIRACH	389.35




**CONNEXT Quick Change Handles**

**With hollow shaft**

Handles accept any 1/4" power insert shank including Malco Hollow Head Chuck Drivers, Magnetic Hex Chuck Drivers.

GRIP LENGTH	STOCK NO	EACH
4 7/8"	MACONNEXT1	13.63
1 7/8"	MACONNEXT2	12.11
4 1/8"	MACONNEXT3	16.04



**Power Bit Extension**

Ball bearing on holder provides a positive lock on 1/4" hex shank power bits. Tempered steel. Black finish.

HEX OPENING	O/A LENGTH	STOCK NO	EACH
1/4"	6"	MABHE6	23.02
1/4"	10"	MABHE10	25.43

**Quick Change Hex Adapter**

Accepts 1/4" hex power bits. Installs into chuck of a standard 3/8" power drill. Hex power bits can then be inserted or removed instantly without a key, by retracting the adapter sleeve. Tempered steel. Black finish.

HEX OPENING	SHANK DIA	STOCK NO	EACH
1/4"	3/8"	MAHAD1	30.58

**Magnetic Hex Chuck Drivers**

Use with Zip-in and Type "A" hex head self-drilling screws and Bit-Tip drill & tap screws.

HEX OPENING	SHANK DIA	STOCK NO	EACH
1/4"	1/4"	MAMSH14	6.44
5/16"	1/4"	MAMSH516	7.81
3/8"	1/4"	MAMSH38	9.92
1/4"	1/4"	MAMSHL14	9.80
5/16"	1/4"	MAMSHL516	11.36
3/8"	1/4"	MAMSHL38	13.22
7/16"	1/4"	MAMSHL716	15.71
1/4"	1/4"	MAMSHXL14	19.86
5/16"	1/4"	MAMSHXL516	23.31
3/8"	1/4"	MAMSHXL38	18.32



**Double Ender Polished Drills**

TWIST LGTH	STOCK NO	EACH
1/2"	MADE18	3.35
1/2"	MADE30	3.35



**Hole Saw**

For all types of wood

VENT SIZE	STOCK NO	EACH
6 1/4"	MAHSW97	177.74

**Replacement Blades**

6 1/4"	MARBW97	73.69
--------	---------	-------

**Replacement Pilot Bit**

1/4"	MAHSRD	39.72
------	--------	-------

**For Additional Drill Bits refer to page 1910**



**Dual-Sided Hex Chuck Drivers**

The dual-sided hex socket fits over a magnet-tipped, ball-detent locking hex shaft and is quickly reversed for changing sizes. Tested torque of the socket and shaft is equal to comparable one-piece single size drivers to ensure optimum screw performance.

SIZE	LENGTH	STOCK NO	EACH
1/4" & 5/16"	2"	MAMSHC	8.89
1/4" & 5/16"	4"	MAMSHMLC	19.24
1/4" & 5/16"	6"	MAMSHXLC	27.80
3/8" & 5/16"	2"	MAMSHC1	10.26

**4 in 1 Multi-Socket Driver**

Pocket size telescoping hex driver shafts. 1/4", 5/16", 3/8", 7/16" hex sizes.

STOCK NO	EACH
MA4IN1	26.28



**TurboShear™ Drill Shear**

Attaches to 12 volt cordless or A/C electric drill. Requires two hands to operate. Material must be preset in place or held by assistant.

STOCK NO	EACH
MATS1	99.08



**TurboShear™ Heavy-Duty**

Heavy-duty jaws and gearing are suitable for cutting 18ga. galvanized steel. 20ga. capacity in layered seams. Fits most 14.4v or larger drills.

STOCK NO	EACH
TSHD	182.77



**TurboShear™ Double Cut**

Attaches to drill and produces clean edge on both sides of cut. Cuts through seams & navigates 90° outside profiles

STOCK NO	EACH
MATSMD	232.16



**TurboCrimper Impact**

Installs into drill 1/4" Chuck. Crimp 30 to 24 gauge galvanized round duct. Five times faster than manual crimping.

STOCK NO	EACH
MAC5A2	262.14



**Gold Standard Hole Cutter**

Quickly installs into chuck of drill as small as 1/4". Adjustable to 2" to 12" diameter holes in up to 20-gauge sheet metal.

STOCK NO	EACH
MAHC1	128.71

**Replacement Bit**

MACB	21.77
------	-------

**Replacement Pivot Pin & Nut**

MAHC1B	17.98
--------	-------



**Setting Hammer**

WEIGHT	STOCK NO	EACH
18 oz. ....	MASH3	96.17



**"Magnetic Tip" Tape Measure**

Use it for HVAC ductwork installations, ceiling grid applications, metal stud framing and more. A powerful magnet & self supporting 1" x 25' blade.

SIZE	STOCK NO	EACH
1" x 25' .....	MAT425M	33.99
1" x 30' .....	MAT430M	42.51



**Torpedo Level Magnetic**

LENGTH	STOCK NO	EACH
9" .....	MAL9M	36.90



**Professional Caulking Gun**

Square piston design. Puncture wire folds inside handle. 1/10 gal, spouted cartridge. 2" dia., 9" long.

STOCK NO	EACH
MACG20 .....	69.71



**Utility Caulking Gun**

1/10 gal, spouted cartridge. 2" dia., 8 1/2" long.

STOCK NO	EACH
MACG10 .....	9.52



**Aluminum Handled Andy Snip**

Straight pattern cutting. Metallic gray finish. Long life inlaid steel blades are also replaceable.

**Straight Pattern**

LENGTH OF CUT	STOCK NO	EACH
3 1/2" .....	MAM14	65.20



**Combination Snips (Straight, Left, Right)**

Cuts circles down to 6" - Beveled for pattern cuts

LENGTH OF CUT	STOCK NO	EACH
3 1/2" .....	MAMC14	73.09



**Ultra Lightweight Combination Snips**

10" polymer frame with 3" blades cuts up 26 gauge

LENGTH OF CUT	STOCK NO	EACH
3" .....	MAULC10	56.63



**Max2000 Aviation Snips**

With Classic Grip handles.

CUT	STOCK NO	EACH
Left .....	MAMAXCG1	54.81
Right .....	MAMAXCG2	54.81
Straight .....	MAMAXCG3	54.81



**Max2000 Bulldog Aviation Snips**

Designed for bulldog notching and trimming.

STOCK NO	EACH
MAMAXCG5 .....	57.55



**Max2000 Offset Aviation Snips**

Cutting plane is offset for superior material flow.

CUT	STOCK NO	EACH
Left cut. ....	MAMAXCG6	66.65
Right cut. ....	MAMAXCG7	66.65



**Offset Snips**

Drop forged chrome molybdenum alloy steel blades with serrated edges, black oxide blade finish

CUT	STOCK NO	EACH
Left (Red) .....	.9015L	58.95
Right (Green) .....	9016R	58.95



**Mini Aviation Snips**

Compact & lightweight snips for challenging spots.

CUT	STOCK NO	EACH
Left cut. ....	MAAVM6EV	27.02
Right cut. ....	MAAVM7EV	27.02



**Blade Refill**

For Malco utility knife. 5 pack double point blades.

STOCK NO	EACH
MAKBH5 .....	4.43



**Replacement Blades**

For Malco break-away knife.

STOCK NO	EACH
MABAKRB .....	10.47



**T-Handle Hex Key Set**

With vinyl grips, 6" long in reusable vinyl pouch.

LENGTH	STOCK NO	EACH
3/32" - 1/4" .....	MAWT6GS	61.62



**PRO-Fit™  
Precision Flaring Kit**

The kit consists of five bell-shaped, color-coded, size-inscribed flaring bits designed for: 1/4", 3/8", 1/2", 5/8" and 3/4" (6, 7.5, 12, 16, 19-mm) tubing

STOCK NO	EACH
RE87001	236.39



**PRO-Fit™  
Swaging Kit**

The spinning hex swage bit forms a consistent, fast standard 45° flare or swage without splits, burrs, blemishes in copper and aluminum tubing. Kit consists of 6 Swaging Bits:

1/4", 3/8", 1/2", 5/8", 3/4" and 7/8"

STOCK NO	EACH
RE87011	266.38



**Pilot Bit**

For Arbors Listed above


CHUCK	STOCK NO	EACH
1/4"	14PIBI	5.85



**Extensions for Self-Feed Bits**

1 per vinyl pouch

SIZE	STOCK NO	EACH
12"	12EXT	24.54



(21)

**High Speed  
Jobber's Length Drills**

Manufactured to close tolerance in popular sizes for difficult work. For use with electric drill, drill press or hand drill.

DIA	LENGTH OVER-ALL	STOCK NO	EACH
5/32"	3 7/8"	532DRBI	2.56
3/16"	3 1/2"	316DRBI	3.23
1/4"	4"	14DRBI	4.81
5/16"	4 1/2"	516DRBI	7.45
3/8"	5"	38DRBI	10.81
7/16"	5 1/2"	716DRBI	16.83



(21)

**Masonry Drill Bits**

DIA	LENGTH OVER-ALL	STOCK NO	EACH
3/16"	3 1/2"	316MABI	12.34
1/4"	6"	14MABI	9.60
3/8"	6"	38MABI	8.38
1/2"	6"	12MABI	17.64
3/4"	10"	34MABI	60.66

**Bi-Metal Utility Bit**

SIZE	STOCK NO	EACH
7/8"	LE10949	33.27
1 1/8"	LE10951	47.71
1 3/8"	LE10953	61.55

**Bi-Metal Utility Bit Extension**

SIZE	STOCK NO	EACH
10"	LE30843	28.25






**20992-3636  
Tri-Fold Saw**

- Lightweight saw locks blade in three convenient positions.
- Blade folds away inside handle when not in use.
- Comes with blade for cutting drywall, wood and non-metallic materials.
- Easily change to other reciprocating blades available for different applications.

STOCK NO	EACH
TRFOSA	43.75



**HSF-120  
Lenox PVC/ABS  
Plastic Pipe Hand Saw**

12"/300m blade & handle

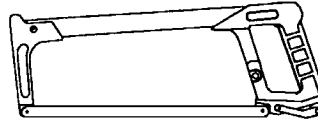
STOCK NO	EACH
HSF120	36.55
<b>12" Replacement Blade</b> HSB12	15.73
<b>18" Replacement Blade</b> HSB18	20.07

**Bandsaw Blade**

44<sup>7</sup>/<sub>8</sub>" x 1<sup>1</sup>/<sub>2</sub>" x .020


Minimum order quantity is 3

LENGTH	TEETH	STOCK NO	EACH
44 <sup>7</sup> / <sub>8</sub> "	14x18T	80112BSB	19.69



**Lenox Hacksaw Frame**

STOCK NO	EACH
4012HAFR	60.54



**Hacksaw Blades**

High speed, Magna Bi-Metal

LENGTH	TEETH	STOCK NO	EACH
10"	24	024HESABL	2.90
12"	18	218HESABL	3.16
12"	24	224HESABL	3.16

**Lenox Gold  
Locking Tradesman Utility Knife**



MODEL	STOCK NO	EACH
10771	LE10771	20.38

**Lenox Gold  
Utility Knife Replacement Blades  
50 Pack**




MODEL	STOCK NO	EACH
20351	LE20351	37.97



**Sioux Chief "Sawhorse"  
Multi-Purpose Hand Saw**

- High-quality, hardened-steel blade, teeth remain sharp through thousands of cuts.
- Has teeth on the nose for notching in tight areas and starting cuts in floors or walls.
- 12 inches long, 13 teeth per inch.

STOCK NO	EACH
SC30012	23.25
<b>Replacement Blade</b> SC30012B	18.74



(40)

**Sioux Chief Wire Cable Saw**

- For cutting plastic pipe in tight places.
- Disposable good for approx. 40 cuts
- Simply wrap around pipe and alternate pulling from either handle

**Allow saw to cool before putting it back inside bag.**

STOCK NO	EACH
SC39050105	4.39



## Medium Metal Steel Demon Circular Saws

Ideal for Steel Studs, Angle Iron, Flat Bar, Channel, EMT Conduit, & All-thread. Mild Steel Only - 1/8" max wall thickness or 1" max diameter

SIZE	TEETH	ARBOR	STOCK NO	EACH
5 3/8"	30 TCG	20mm	D0530FM	47.18
6 1/2"	48 TCG	5/8"	D0648F	55.64
7 1/4"	48 TCG	5/8"	D0748CFX	57.63



## Wood & Metal Circular Saw

Ideal for cutting wood and wood with nails, up to 2-1/4" material thickness; and metal ranging from 3/32"-1/4" wall thickness and 1/4"-1" diameter

SIZE	TEETH	ARBOR	STOCK NO	EACH
6 1/2"	32 C-ATB	5/8"	D0632GPX	43.19
7 1/4"	36 C-ATB	5/8"	D0736GPX	38.75



## Metal DC Duo Cut & Grind Disc - Type 27

Dual cutter and grinder for steel, stainless, cast iron, sheet metal. Hub type 27 with .125" thickness

SIZE	RPM	ARBOR	STOCK NO	EACH
4 1/2"	13280	7/8"	DBD045125X01F	4.06



## Metal Cut Off Discs Thin Kerf

Angle grinder for steel, stainless, cast iron, sheet metal. Hub type 1. Thin Kerf Design .04" Thickness

SIZE	RPM	ARBOR	STOCK NO	EACH
4 1/2"	13280	7/8"	DBD045040101F	2.78
5"	12200	7/8"	DBD050040101F	3.66
6"	10150	7/8"	DBD060045101F	3.56



## 24 Tooth Framing Saw Blade

Ideal for General construction applications, framers, roofers, remodelers, and concrete formers. Tracking Point™ design for straight cuts

SIZE	TEETH	ARBOR	STOCK NO	EACH
7 1/4"	24 ATB	5/8"	D0724X	18.63



## Diamond Metal Cut-off Wheels

Ideal for rebar, angle iron, cast iron and steel bar. Diamond rim delivers up to 100X longer cutting life providing more control, less sparks and less dust

SIZE	TEETH	ARBOR	STOCK NO	EACH
4 1/2"	Diamond	7/8"	DDD045DIA101F	20.47



## 5 Piece Carbide Recip Set

(2) DS0606CWS - 6" Demo Demon  
(1) DS0608CF - 6" Steel Demon  
(1) DS0906CWS - 9" Demo Demon  
(1) #DS0908CF - 9" Steel Demon

DESCRIPTION	STOCK NO	EACH
5 Piece Kit	DS005SC	70.18



## Reciprocating Blades

Wood, Nail-Embedded Wood, and General Purpose (Wood & Metal) Cutting

LENGTH	TEETH	APPLICATION	TOOTH DESIGN	PACKS	STOCK NO	EACH
9"	3 TPI	Pruning & Clean Wood	Carbide Teeth	1pk	DS0903CP	13.66
9"	3 TPI	Pruning & Clean Wood	Carbide Teeth	3pk	DS0903CP3	36.50
6"	6/9 TPI	Nail-Embedded Wood	Carbide Teeth	3pk	DS0606CWS	32.79
6"	6/9 TPI	Nail-Embedded Wood	Carbide Teeth	10pk	DS0606CWS10	98.46
7 3/8"	5 TPI	Nail-Embedded Wood	Carbide Teeth	3pk	DS0705CWR3	37.82
9"	6/9 TPI	Nail-Embedded Wood	Carbide Teeth	3pk	DS0906CWS	46.55
9"	6/9 TPI	Nail-Embedded Wood	Carbide Teeth	10pk	DS0906CWS10	141.37
12"	6/9 TPI	Nail-Embedded Wood	Carbide Teeth	3pk	DS1206CWS	60.41
6"	9 TPI	General Purpose (1/8" to 1/2")	Carbide Teeth	3pk	DS0609CGP	36.50
6"	9 TPI	General Purpose (1/8" to 1/2")	Carbide Teeth	10pk	DS0609CGP10	115.55
9"	9 TPI	General Purpose (1/8" to 1/2")	Carbide Teeth	3pk	DS0909CGP	48.70
9"	9 TPI	General Purpose (1/8" to 1/2")	Carbide Teeth	10pk	DS0909CGP10	156.24
12"	9 TPI	General Purpose (1/8" to 1/2")	Carbide Teeth	3pk	DS1209CGP	65.44
6"	6/12 TPI	Nail-Embedded Wood	Variable Tooth	5pk	DS0612BW	20.60
6"	6/12 TPI	Nail-Embedded Wood	Variable Tooth	25pk	DS0612BW25	79.45
9"	6/12 TPI	Nail-Embedded Wood	Variable Tooth	5pk	DS0912BW	27.90
9"	6/12 TPI	Nail-Embedded Wood	Variable Tooth	25pk	DS0912BW25	111.25
12"	6/12 TPI	Nail-Embedded Wood	Variable Tooth	5pk	DS1212BW	35.54
6"	8/14 TPI	General Purpose	Variable Tooth	5pk	DS0614BGP	20.60
9"	8/14 TPI	General Purpose	Variable Tooth	5pk	DS0914BGP	27.90



## Metal Demolition and Metal Cutting

LENGTH	TEETH	APPLICATION	TOOTH DESIGN	PACKS	STOCK NO	EACH
6"	8 TPI	Thick Metal (3/16" to 9/16")	Amped™ Carbide	3pk	DS0608CFA3	60.66
6"	8 TPI	Thick Metal (1/8" to 1/2")	Carbide Teeth	3pk	DS0608CF	47.86
6"	8 TPI	Thick Metal (1/8" to 1/2")	Carbide Teeth	10pk	DS0608CF10	150.99
9"	8 TPI	Thick Metal (3/16" to 9/16")	Amped™ Carbide	3pk	DS0908CFA3	84.04
9"	8 TPI	Thick Metal (1/8" to 1/2")	Carbide Teeth	3pk	DS0908CF	67.35
9"	12 TPI	Thin Metal (Less Than 1/8")	Carbide Teeth	1pk	DS0912CF	25.72
9"	8 TPI	Thick Metal (1/8" to 1/2")	Carbide Teeth	10pk	DS0908CF10	207.49
12"	8 TPI	Thick Metal (1/8" to 1/2")	Carbide Teeth	3pk	DS1208CF	93.84
12"	8 TPI	Thick Metal (1/8" to 1/2")	Carbide Teeth	10pk	DS1208CF10	286.25
6"	10 TPI	Medium Metal (1/16" to 1/8")	Carbide Teeth	3pk	DS0610CF	48.70
6"	10 TPI	Medium Metal (1/16" to 1/8")	Carbide Teeth	10pk	DS0610CF10	156.24
9"	10 TPI	Medium Metal (1/16" to 1/8")	Carbide Teeth	3pk	DS0910CF	65.44
9"	10 TPI	Medium Metal (1/16" to 1/8")	Carbide Teeth	10pk	DS0910CF10	211.40
6"	20 TPI	Thin Metal (Less than 1/8")	Carbide Strip	1pk	DS0620CF	17.72
8"	20 TPI	Thin Metal (Less than 1/8")	Carbide Strip	1pk	DS0820CF	25.19
6"	8/10 TPI	Thick Metal (1/8" to 1/2")	Dual Tooth	5pk	DS0608BFD	21.69
9"	8/10 TPI	Thick Metal (1/8" to 1/2")	Dual Tooth	5pk	DS0908BFD	28.55
6"	14/18 TPI	Medium Metal (1/16" to 5/16")	Dual Tooth	5pk	DS0614BF	20.60
6"	14/18 TPI	Medium Metal (1/16" to 5/16")	Dual Tooth	25pk	DS0614BF25	79.45
9"	14/18 TPI	Medium Metal (1/16" to 5/16")	Dual Tooth	5pk	DS0914BF	27.90
9"	14/18 TPI	Medium Metal (1/16" to 5/16")	Dual Tooth	25pk	DS0914BF25	111.25
12"	14/18 TPI	Medium Metal (1/16" to 5/16")	Dual Tooth	5pk	DS1214BF	35.32
6"	20/24 TPI	Thin Metal (Less than 1/8")	Dual Tooth	5pk	DS0620BF5	19.64
9"	20/24 TPI	Thin Metal (Less than 1/8")	Dual Tooth	5pk	DS0920BF	27.95
3 1/4"	32 TPI	HVAC/Ductwork	HRC 62	5pk	DS0332BF5	21.00

## Cast Iron, Fiber Cement, Masonary & Fiberglass

LENGTH	TOOTH DESIGN	PACKS	STOCK NO	EACH
9"	Diamond Grit + Thin Kerf	1pk	DS0930DGX	20.70

## Metal Cut Off Disc Type 27

Angle grinder for steel, stainless, cast iron, sheet metal. Hub type 27 with 1/16" blade thickness

SIZE	RPM	ARBOR	STOCK NO	EACH
4 1/2"	13280	7/8"	DBD045063701F	2.90



## Metal Circular Cut Off Disc

Grinder/Circ. saw for steel, stainless, cast iron, sheet metal. Hub type 1 with 1/8" blade thickness

SIZE	RPM	ARBOR	STOCK NO	EACH
7"	8450	5/8"DKO	DBD070125L01F	3.41





## Hole Saws

Variable tooth design for faster cuts.  
2<sup>3</sup>/<sub>8</sub>" cutting depth. Snap-Lock™ mandrel system.

SIZE	STOCK NO	EACH
3/4"	DS34HOSA	10.43
7/8"	DS78HOSA	11.51
1"	DS1HOSA	11.92
1 1/8"	DS118HOSA	12.42
1 1/4"	DS114HOSA	13.46
1 3/8"	DS138HOSA	14.04
1 1/2"	DS112HOSA	14.34
1 3/4"	DS134HOSA	15.53
1 7/8"	DS178HOSA	16.23
2"	DS2HOSA	16.41
2 1/8"	DS218HOSA	17.09
2 1/4"	DS214HOSA	17.55
2 1/2"	DS212HOSA	18.43
2 9/16"	DS2916HOSA	18.73
3"	DS3HOSA	20.55
3 1/2"	DS312HOSA	23.38
3 3/8"	DS358HOSA	23.55
4"	DS4HOSA	31.18
4 1/8"	DS418HOSA	33.25
4 1/4"	DS414HOSA	35.32
4 1/2"	DS412HOSA	37.16
4 3/4"	DS434HOSA	39.00
5"	DS5HOSA	41.63
5 1/2"	DS512HOSA	43.19
5 3/4"	DS534HOSA	44.53
6"	DS6HOSA	46.85

## Recessed Lighting Hole Saw

6 3/8"	DS638HOSARL	78.01
--------	-------------	-------

## Snap-Lock Plus™ Mandrel System

3/32" (7.15mm) HSS-G pilot drill and 2 adapter nuts

SIZE	STOCK NO	EACH
3/8" hex shank	DHSAR375	23.50
7/16" hex shank	DHSAR500	23.50

## Adapter Nuts

2-pack for use with other holes saws with Snap-Lock™ Mandrel System

STOCK NO	EACH
DHSNUT2	6.24

## Pilot Drill Bits

SIZE	STOCK NO	EACH
3/32" HSS-G	DHS4BIT1I	5.63
1/4" Cobalt	DHSBITCB	8.48
1/4" Carbide	DHS4BITCT	11.81

## Self Feed Wood Bits

SIZE	STOCK NO	EACH
1 3/8"	DSF1375	63.74
2"	DSF2000	71.39
2 1/8"	DSF2125	73.94
2 9/16"	DSF2562	89.24



## 9 Piece Hole Saw Kits

7/8", 1 1/8", 1 3/8", 1 1/2", and 2" hole saws.  
1 piece Snap-Lock Plus Mandrel.  
1 Pilot Bit and 2 Adapter Nuts (1/2" and 5/8").

DESCRIPTION	STOCK NO	EACH
9 Piece Kit	DHS09SGP	83.23

## 14 Piece Hole Saw Kits

7/8", 1 1/8", 1 3/8", 1 1/2", 2", 2 1/8", 2 1/2" and 2 9/16" hole saws.  
1 piece Snap-Lock Plus Mandrel.  
1 Pilot Bit and 2 Adapter Nuts (1/2" and 5/8").

DESCRIPTION	STOCK NO	EACH
14 Piece Kit	DHS14SGP	167.37

## 17 Piece Hole Saw Kit

1 1/8", 1 1/4", 1 3/8", 1 1/2", 1 3/4", 2 1/4", 2 9/16", 3", 3 5/8", 4", and 4 1/2" hole saws.  
3/8" and 7/16" Snap-Lock Plus Mandrels.  
2 Pilot Bits and 2 Adapter Nuts (1/2" and 5/8").

DESCRIPTION	STOCK NO	EACH
17 Piece Kit	DHS17SPL	262.60

## Carbide-tipped 9 Piece Hole Saw Kits

1", 1 1/8", 1 3/8", 1 1/2", and 2" carbide-tipped hole saws. 1 piece Snap-Lock Plus Mandrel.  
1 Pilot Bit and 2 Adapter Nuts (1/2" and 5/8").  
Drills clean wood, nail-embedded wood, plastic, aluminum, metal, cast iron and stainless steel.

DESCRIPTION	STOCK NO	EACH
9 Piece Kit	DHS09SGPCT	157.43

## Carbide-tipped 13 Piece Hole Saw Kits

1 1/8", 1 3/8", 1 1/2", 2", 2 1/8", 2 9/16", 2 5/8", and 3" carbide-tipped hole saws. 1 piece Snap-Lock Plus Mandrel. 1 carbide pilot bit, 1 cobalt pilot bit and 2 Adapter Nuts (1/2" and 5/8").  
Designed for plumbers.

DESCRIPTION	STOCK NO	EACH
13 Piece Kit	DHS13SPLCT	299.83

## Carbide-tipped Hole Saws

Variable tooth design for wood, nail-embedded wood, plastic, aluminum, metal, cast iron, stainless steel and metal.  
2 3/8" cutting depth. Snap-Lock™ mandrel system.

SIZE	STOCK NO	EACH
7/8"	DS78HOSACT	21.66
1"	DS1CTHOSA	22.47
1 1/16"	DS1116CTHOSA	23.28
1 1/8"	DS118CTHOSA	24.39
1 1/4"	DS114CTHOSA	24.94
1 3/8"	DS138CTHOSA	25.93
1 1/2"	DS112CTHOSA	26.84
1 3/8"	DS158CTHOSA	27.24
1 3/4"	DS134CTHOSA	27.54
1 7/8"	DS178CTHOSA	29.31
2"	DS2CTHOSA	30.45
2 1/8"	DS218CTHOSA	32.59
2 1/4"	DS214CTHOSA	34.61
2 3/8"	DS238CTHOSA	35.92
2 1/2"	DS212CTHOSA	37.01
2 9/16"	DS2916CTHOSA	37.39
2 5/8"	DS258CTHOSA	37.67
3"	DS3CTHOSA	39.18
3 5/8"	DS358HOSACT	47.64
4 1/2"	DS412HOSACT	78.16
4 5/8"	DS458HOSACT	80.78

## Steel Demon™ Carbide Teeth Hole Cutter Set

7/8", 1 1/8" & 1 3/8" Steel Demon Carbide Teeth Hole Cutters.  
7/16" Snap-Lock™ Plus Mandrel System.  
Two plug eject Cobalt pilot bits.

DESCRIPTION	STOCK NO	EACH
6 Piece Kit	DHS06CFS	159.04

## Steel Demon Flap Disc

Angle grinder and polisher for metal, stainless steel.  
Type 29 conical design with 7/8" arbor (No Hub)

SIZE	RPM	GRIT	STOCK NO	EACH
4 1/2"	13280	40	DCX045040N01F	11.26

## Steel Demon Corner-edge Flap Disc

Angle grinder and polisher for metal, stainless steel.  
Type 29 conical design with 7/8" arbor (No Hub)

SIZE	RPM	GRIT	STOCK NO	EACH
4 1/2"	13280	40	DCC045040N01F	25.50



## 24 Piece Screwdriving Set



Includes:

- (1) 1" #1 Phillips Drive Bit
- (2) 1" and (2) 2" #2 Phillips Drive Bits
- (1) 1" #2 Phillips Reduced Drywall Screws Bit
- (1) 1" #3 Phillips Drive Bit
- (1) 1" #1 Square Drive Bit
- (1) 1" and (1) 2" #2 Square Drive Bits
- (1) 1" #3 Square Drive Bit
- (1) 1" #10 Torx Drive Bit
- (1) 1" and (1) 2" #15 Torx Drive Bits
- (2) 1" and (2) 2" #20 Torx Drive Bits
- (2) 1" and (1) 2" #25 Torx Drive Bits
- (1) 1" #30 Torx Drive Bit
- (1) 1" #40 Torx Drive Bit
- (1) 2 3/8" Magnetic Drive Bit Holder

DESCRIPTION	STOCK NO	EACH
24 PIECE	DSCS24	29.66

## Magnetic Nut Setters



Kit Includes: 1/4", 5/16", 3/8", 7/16" & 1/2"

SIZE	LENGTH	STOCK NO	EACH
5 Piece Kit	1 7/8"	DNTSSS5	16.23
5 Piece Kit	2 3/16"	DNTSLS5	25.02
1/4"	1 7/8"	DNTSS14	4.32
5/16"	1 7/8"	DNTSS516	4.32
3/8"	1 7/8"	DNTSS38	4.32
7/16"	1 7/8"	DNTSS716	4.97
1/2"	1 7/8"	DNTSS12	4.97

## Phillips Drive Bits

Set Includes: #1, #2 & #3



DESCRIPTION	LENGTH	STOCK NO	EACH
3 Piece Set	1"	DPHV1S3	3.08
#1	2"	DPH12P1	2.47
#2 (2 Pack)	1"	DPH21P2	2.47
#2R (25 Pack)	1"	DPH2R1P25	16.23

## Double-Ended Bit Packs



SIZE	STOCK NO	EACH
Phillips #1, #2 & #3	DDEPHV25S3	4.97
Phillips #2, Square #2 & Torx #25	DDEV25S3	4.97

## Square Drive Bits



SIZE	LENGTH	STOCK NO	EACH
#2	2"	DSQ22P1	2.47
#2 (5 Pack)	2"	DSQ22P5	7.47
#3	2"	DSQ32P1	2.47

## Torx Drive Bits

Set Includes: #10, #15, #20, #25, #27, #30 & #40



DESCRIPTION	LENGTH	STOCK NO	EACH
7 Piece Set	1"	DTV1S7	7.12
#40 (25 Pack)	1"	DT401P25	16.23

## Universal Extension



SIZE	LENGTH	STOCK NO	EACH
1/4" Hex	6"	DXT1010	12.82
1/4" Hex	12"	DXT1020	15.88
7/16" Hex	5 1/2"	DHS500XT6	24.24
7/16" Hex	12"	DHS500XT12	26.91
7/16" Hex	18"	DHS500XT18	29.61

## Magnetic Drive Bit Holder



SIZE	STOCK NO	EACH
2 3/8"	DBH238	4.97
2 3/8" Quick Change	DBH238QC	7.47

## Square x Hex Socket Adapter



SIZE	STOCK NO	EACH
1/4" Square x 1/4" Hex	DSA0250	3.74
3/8" Square x 1/4" Hex	DSA0375	4.97
1/2" Square x 1/4" Hex	DSA0500	6.24

## SDS-Plus 2-Cutter Stop Bit



SIZE	STOCK NO	EACH
1/2" x 13/16"	DMAST1020	29.23

## Tile & Stone Carbide Tipped Drill Bit



SIZE	LENGTH	STOCK NO	EACH
5/16"	2 1/4"	DMANS1040	12.19

## SDS-Plus Full Carbide Head Concrete Anchor Hammer Drill Bits



SIZE	WORKING LENGTH	LENGTH	STOCK NO	EACH
5/32"	3 1/2"	6"	DMAPL2910	21.21
3/16"	3 1/2"	6"	DMAPL2920	11.92
1/4"	3 1/2"	6"	DMAPL2930	11.44

## SDS-Plus Concrete Anchor Drive Sleeve



Compatible with 5/32", 3/16" and 1/4" Concrete Anchor Hammer Drill Bits

LENGTH	STOCK NO	EACH
5 3/4"	DMAPL2960	14.84

## Rebar Demon™ SDS-Plus 4-Cutter Full Carbide Head Hammer Drill Bit



SIZE	WORKING LENGTH	LENGTH	STOCK NO	EACH
7/16"	4"	6"	DMAPL4174	14.47
7/16"	10"	12"	DMAPL4176	20.80
1/2"	4"	6"	DMAPL4180	11.44
1/2"	16"	18"	DMAPL4200	31.63
5/8"	16"	18"	DMAPL4240	43.70
3/4"	8"	10"	DMAPL4250	43.40

## Carbide Tipped Hammer Drill Bit Set



Length: 6"  
5/32", 3/16", 1/4", 5/16", & 3/8"

DESCRIPTION	STOCK NO	EACH
5 Piece Kit	DMAMM1190S5	28.35

## Installer Bits



SIZE	WORKING LENGTH	LENGTH	STOCK NO	EACH
1/4"	3"	18"	DIB1050	15.83
1/2"	3"	18"	DIB1080	19.16

## Auger Bits



SIZE	LENGTH	STOCK NO	EACH
1/4"	7 1/2"	DAG1010	13.78
1/8"	7 1/2"	DAG1140	31.23
1 3/8"	7 1/2"	DAG1160	37.03
1 1/2"	7 1/2"	DAG1170	38.04
3/4"	17 1/2"	DAG3070	36.68
7/8"	17 1/2"	DAG3090	41.23
1 1/16"	17 1/2"	DAG3120	43.52
1 1/4"	17 1/2"	DAG3140	45.04

## SPEEDemon™ Spade Bits



9 Piece Set: 1/4", 3/8", 1/2", 9/16", 5/8", 11/16", 3/4", 7/8" & 1"  
16 Piece Set: 1/4", 5/16", 3/8", 7/16", 1/2", 9/16", 5/8", 11/16", 3/4", 3/16", 7/8", 1", 1 1/8", 1 1/4", 1 3/8" & 1 1/2" • Length: 6"

SIZE	STOCK NO	EACH
9 Piece Set	DSP2930S9	23.45
16 Piece Set	DSP2980S16	52.33
1/2"	DSP2050	3.58
5/8"	DSP2070	3.79
3/4"	DSP2090	3.94
7/8"	DSP2110	4.04
1"	DSP2130	4.17
1 1/8"	DSP2140	6.13
1 1/4"	DSP2150	6.69
1 3/8"	DSP2160	6.79
1 1/2"	DSP2170	6.89

## SDS-Plus Tile Chisel



SIZE	LENGTH	STOCK NO	EACH
1 1/2"	10"	DMAPLCH2020	22.59

## SDS-Plus Twist Point Chisel



LENGTH	STOCK NO	EACH
10"	DMAPLCH2030	22.70

## SDS-Plus Rebar Cutter



SIZE	WORKING LENGTH	LENGTH	STOCK NO	EACH
5/8"	5"	12"	DMAPLRC1040	55.64

## Diamond Cut-Off Disc For Masonry



Design for up to 60% smoother cuts, resulting in chip-free cuts without burn marks

SIZE	RPM	ARBOR	STOCK NO	EACH
<b>Continuous</b>				
4 1/2"	13280	7/8" & 5/8"	DMADC0450	46.88
<b>Segmented</b>				
4 1/2"	13280	7/8" & 5/8"	DMADS0450	40.16
7"	8450	7/8" & 5/8"	DMADS0700	66.95

## T-Shank Jig Saw Set For Wood & Metal



DESCRIPTION	STOCK NO	EACH
5 Piece Kit	DJT5S	11.69
10 Piece Kit	DJT10S	23.40

## Impact Step Drill Bits



SIZE	STOCK NO	EACH
1/4" - 1/2"	DSD0500S13	48.22
7/8" - 1 1/8"	DSD1125S17	93.71
7/8" - 1 3/8"	DSD1375S15	101.76
<b>Bit Set: Includes all 3 sizes &amp; case</b>		
1/4" - 1/2", 7/8" - 1 1/8" & 7/8" - 1 3/8"	DSDS003	178.20

## Starlock General Purpose Oscillating Blades



- 1 1/4" Bi-Metal Blade for Nail-Embedded Wood
- 1 1/4" Bi-Metal Blade for Clean Wood
- 1 1/4" Carbide Blade for General Purpose Cuts
- 1 1/4" Carbide Blade for Metal
- 2" Bi-Metal Blade for Drywall

DESCRIPTION	STOCK NO	EACH
5 Piece Kit	DOS5S	96.23

## Starlock Carbide Grit Oscillating Blade for Grout and Mortar



SIZE	STOCK NO	EACH
2 3/4"	DOSCGX	41.53

## Universal Fit Carbide Oscillating Blades for General Purpose Cuts



SIZE	STOCK NO	EACH
1 1/4" (3-Pack)	DOU125CGP3	63.57

## Universal Fit Bi-Metal Oscillating Blades for Clean Wood



SIZE	STOCK NO	EACH
1 1/4" (3-Pack)	DOU125JBW3	49.43

## Universal Fit Diamond Grit Oscillating Blade for Grout



SIZE	STOCK NO	EACH
1/16" Grout Thickness	DOU16DGX	56.47

## Universal Fit Bi-Metal Oscillating Blade for Drywall



SIZE	STOCK NO	EACH
2"	DOU200RBD	26.81

## Oscillating Blades

### Universal Fit General Purpose Oscillating Blades



- 1 1/4" Bi-Metal Blade for Nail-Embedded Wood
- 1 1/4" Bi-Metal Blade for Clean Wood
- 1 1/4" Carbide Blade for General Purpose Cuts
- 1 1/4" Carbide Blade for Metal
- 2" Bi-Metal Blade for Drywall

DESCRIPTION	STOCK NO	EACH
5 Piece Kit	DOU5S	96.23

### Universal Fit Carbide Oscillating Blade for General Purpose Cuts



SIZE	STOCK NO	EACH
2 3/4"	DOU275RCGP	42.36

### Universal Fit Bi-Metal Oscillating Blade for General Purpose Cuts



SIZE	STOCK NO	EACH
3 1/2"	DOU350RBGP	35.32

### Universal Fit Bi-Metal Oscillating Blade for Metal

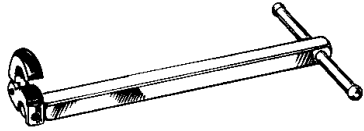


SIZE	STOCK NO	EACH
1 1/4"	DOU125BF	25.37

### Universal Fit Bi-Metal Oscillating Blades for Nail-Embedded Wood

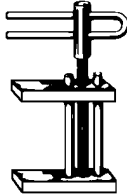


SIZE	STOCK NO	EACH
1 1/4" (3-Pack)	DOU125BW3	49.43



## "Speedy" Basin Wrenches

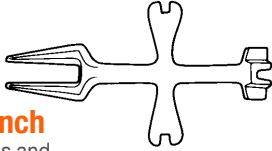
LENGTH	STOCK NO	EACH
With Standard Jaq		
11" .....	CS3000C	13.05



## Spud Wrench

Hardened steel for removal or installation of closet spuds, sink strainers, P.O. plugs, waste and overflows

CAPACITY	STOCK NO	EACH
1" - 4" .....	CS3030	42.75



## P.O. Plug Wrench

Holds pop-up plugs and basket strainers in position and keeps them from turning during installation

STOCK NO	EACH
CS3024 .....	7.77

## Strainer Lock Nut Wrench

with hinged jaw

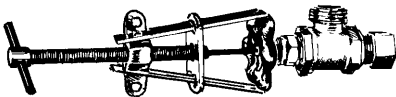


STOCK NO	EACH
CS3003 .....	13.28

## Tub Drain Extractor Tool

No. 97258

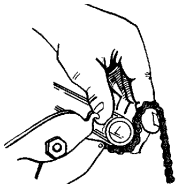
STOCK NO	EACH
RE97258 .....	161.67



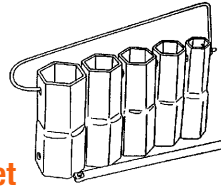
## Handle Puller

STOCK NO	EACH
CS3074C .....	17.28

## Wheeler HD Glass Cutter

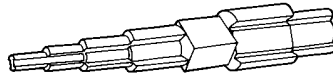


STOCK NO	EACH
69012GLCU .....	105.96



## Socket Wrench Set

STOCK NO	EACH
CS3068 .....	18.07



## Radiator Nipple Wrench

STOCK NO	EACH
CS3007 .....	17.98

## "Lucky" Pipe Taps



CAPACITY	STOCK NO	EACH
1/8" .....	CS3441	7.99
1/4" .....	CS3442	9.83
3/8" .....	CS3443	11.66
1/2" .....	CS3444	11.88
3/4" .....	CS3445	18.36
1" .....	CS3446	45.36
1 1/4" .....	CS3447	74.95
1 1/2" .....	CS3448	99.90
2" .....	CS3449	144.40

## Pipe Extractors



SIZE	STOCK NO	EACH
1/8" .....	18PIEX	22.05
1/4" .....	14PIEX	23.92
3/8" .....	38PIEX	24.14
1/2" .....	12PIEX	28.31
3/4" .....	34PIEX	34.51
1" .....	1PIEX	50.21
1 1/4" .....	114PIEX	79.70

## Swedge Tool



Swedges: 3/8", 1/2", 3/4" I.D. Nominal

SLIPS O.D. TUBING	STOCK NO	EACH
1/2, 5/8 & 7/8" .....	CS3713	25.42

## "Flip Drive" Reversible Socket



Reversible Socket Drives: 1/4" & 5/16"

MODEL	STOCK NO	EACH
7411 .....	RE7411	11.14

## Rectorseal "Golden Grip" Internal Pipe Wrench



SIZE	STOCK NO	EACH
1/2" .....	12INPIWR	114.60

## Pasco Ram Bit



For in-line repairs and installations. Reams plastic pipe squarely & accurately below the surface or finished grade.

Works on: ABS DWV, PVC DWV, PVC Pressure.

SIZE	STOCK NO	EACH
1 1/2" .....	PA3243	39.96
2" .....	PA3244	41.04
3" .....	PA3253	56.16
4" .....	PA3254	61.56

## Pasco Smart Dumbell



Installs and removes tub drains & closet spuds.

PART NO	STOCK NO	EACH
4554 .....	PA4554	14.34

## Pasco 4-Way Key



Sizes: 1/4" - 9/32" - 5/16" - 11/32"

PART NO	STOCK NO	EACH
1701 .....	PA1701	7.87

## Ratcheting Adjustable Wrench



- Opens 3/8" to 1 5/16"
- Streamlined jaws for access into tight places
- High strength chrome vanadium steel

STOCK NO	EACH
RE9600 .....	26.58



# Miscellaneous Tools and Specialties <sup>(40)</sup>

bramec.com

siouxchief.com

(18)

## Tie-Down Straps



SIZE	STOCK NO	EACH
15" .....	R715B	3.27
20" .....	R722B	3.52
31" .....	R731B	4.59

## Curved Handle Wire Brush



SIZE	STOCK NO	EACH
14" .....	14CUHABR	7.51


## Large Wood Handle Dope Brush



SIZE	STOCK NO	EACH
3/4" .....	34DOBR	2.39

## Dope/Cement Brush

China bristles, Wood handle



SIZE	STOCK NO	EACH
2" .....	2DOBR	6.13

## Outdoor Extension Cords

Heavy duty, round, vinyl extension cord designed for industrial use. Orange vinyl jacket protects against oil, grease, ozone, and gives added flexibility at below freezing temperatures. Vinyl plugs and connectors are molded on and won't break or pull off cord.



LENGTH	WIRE	STOCK NO	EACH
25'	16/3	7ECC1625	58.59
50'	16/3	7ECC1650	131.58
100'	16/3	7ECC16100	172.12

## 3-Way Power Spread

- Meets OSHA Requirements.
- SJTW-A Insulation.
- High visibility orange thermo-plastic PVC jacket.
- Grounded three way power spread features unbreakable molded connectors serving as the power source for three different jobs at the same time with 3 outlets.



LENGTH	WIRE	STOCK NO	EACH
2'	12/3	BR8536	63.09

## Extension Lights

These all-weather lights are extra flexible with metal guards. Rating- 13A/125V



LENGTH	WIRE	STOCK NO	EACH
50'	16/3	5201	204.69

## 5" LED Penlight

(2) "AA" Cell Batteries.



STOCK NO	EACH
BR16064 .....	12.24

## Batteries

general purpose.



STOCK NO	EACH
AA batteries	
1AABA .....	1.65
D batteries	
1D1BA .....	3.66

## Bramec 75 Watt Rough Service Bulb

STOCK NO	EACH
BR8501 .....	2.27



## Inspection light

Seekermini - UV Led Light  
3 AAA Batteries Included



STOCK NO	EACH
84DCPLUS .....	108.30

## HemiPlus Cliplight

Rechargeable 4 hours at 1200 lumens.  
Metal hook and removable magnetic cover.



STOCK NO	EACH
114302 .....	321.76

## Camo Clipstrip Pocket Light

Three AAA Batteries included.  
140 lumens and a pivoting magnetic clip.



STOCK NO	EACH
111116 .....	37.61

## Cliplight Spotlight

- Rechargeable 3 hours at 1200 lumens.
- 2 adjustable joints on magnetic stand.
- 3 power modes including a dimmer.



STOCK NO	EACH
111121 .....	225.77



## Sioux Chief Work Gloves

DESCRIPTION	STOCK NO	EACH
Brown Jersey .....	SC96120	3.57
Seamless w/Gripping Dots ...	SC96122	4.25

## Knit Gloves

Maxiflex Seamless Knit Gloves



DESCRIPTION	STOCK NO	EACH
Large .....	PIP34874L	11.23
X-Large .....	PIP34874XL	11.23

## ATLANTA Knee-PRO Ultra Flex Pads



PART NO	STOCK NO	EACH
9215 .....	AT9215	65.42


## Shoe Covers



PART NO	STOCK NO	EACH
SC-1 .....	SC1	49.96

## Veratti Sport Safety Glasses

Grey frame/clear lens



STOCK NO	EACH
SAFEGGLASSES .....	15.93

# Miscellaneous Tools and Specialties <sup>(18)</sup>

brotex.com

laco.com



## LA-CO Hand Towels

Tub of big pre-moistened hand-cleaning towels.

STOCK NO	EACH
TUBTOL	23.31



## General Purpose Towels

200 per Box.

STOCK NO	EACH
TOWINBOX	27.58

## Pastel Knit Rags

10lb. Box.

STOCK NO	EACH
RAINBOX	26.22

## Liquid Wrench

The super penetrator that loosens rusted bolts, nuts and parts in seconds.

SIZE	STOCK NO	EACH
11 oz. spray	11OZLIWR	15.19
Pint	PTLIWR	10.18

## LACO Zoom Spout Oiler

### Premium Grade All Purpose Oil

Flexible telescoping spout extends 7" for difficult-to-reach areas.

SIZE	STOCK NO	EACH
4 oz.	4OZZOSP	5.16



## Gel-Gloss

Cleans, seals, protects and beautifies marble vanities, ceramic tile, fiberglass fixtures.

SIZE	STOCK NO	EACH
16 oz.	G EGLCL	13.90

## Ekern Last Drop Suction Gun

### (40) Ekern Last Drop Suction Gun

Removes water from toilet tanks for repair or replacement.

STOCK NO	EACH
LADRSUGU	55.69



## Universal All Purpose Grease

Lubricates faucet stem threads, O-ring packings, gaskets, ballcock cup leathers, etc.

SIZE	STOCK NO	EACH
2 oz.	HEPRGR	7.31

## Soapstone Flat Marker

Used for or temporary marking of metal during welding or fabrication. Easily removed and will not contaminate weld.

SIZE	STOCK NO	EACH
5 x 1/2 x 3/16	SOSTMA	.51



## Soapstone Flat Marker Holder

STOCK NO	EACH
SOSTHO	10.95



## Yellow Lumber Crayon

Marking Range: -50°F to 150°F.

SIZE	STOCK NO	EACH
1/2" x 4 5/8"	LUCA	1.72



## Dura-Ink Markers

SIZE	COLOR	STOCK NO	EACH
<b>No. 25 King size.</b>			
1/2" x 4 5/8"	Black	BLMARKER	5.26
1/2" x 4 5/8"	Blue	BLUEMARKER	3.26
1/2" x 4 5/8"	Red	REDMARKER	5.26

## Valve Action Paint Markers

### Bullet Tip.

COLOR	STOCK NO	EACH
WHITE	WHVAPMA	6.31
YELLOW	YEVAPMA	6.31
RED	REDVAPMA	6.31



## SeeSnake MAX rM200

### Camera System

1" to 6" Lines up to 200'

MODEL	STOCK NO	EACH
42348	RI42348	15561.38



## SeeSnake

### Video Inspection System

Self-leveling cameras for always upright images.  
325' Reel. 115v • 2" to 12"

MODEL	STOCK NO	EACH
13998	RI13998	16341.43



## SeeSnake CS-6

### Digital Recording Monitor

Direct to USB recording

MODEL	STOCK NO	EACH
45143	RI45143	5804.73



## CS10 Digital

### Recording Monitor

Includes (2) Batteries & Charger  
12.1" Daylight Readable Display

MODEL	STOCK NO	EACH
39338	RI39338	6035.43



## Micro CA-350

### Inspection Camera

3.5" Color Display • 4GB SD Card included

MODEL	STOCK NO	EACH
37888	RI37888	961.13



## NaviTrack

### Scout Locator

4 C-cell batteries

MODEL	STOCK NO	EACH
19238	RI19238	2808.41



## SeekTech ST-305

### Line Transmitter

Can transmit two frequencies simultaneously

MODEL	STOCK NO	EACH
21898	RI21898	1808.12



## K-7500 Drum Machine

### For 3" - 10" Lines

- Cable spins at 200 RPM
- 3/4" x 100' Inner Core Cable
- 600W Universal Motor

STOCK NO	EACH
RI60052	8142.16



## K-750 Drum Machine

### For 3" - 8" Drain/Sewer Lines

- Cable spins at 200 RPM
- Adjusts to either 5/8" or 3/4" cable
- 550W Induction Motor

STOCK NO	EACH
RI42007	5039.40



## K-400 Drum Machine

### For 1 1/2" to 4" Drain Lines

- 3/8" cable best for 1 1/2" to 3" lines
- 1/2" cable best for 3" to 4" lines
- Integrated Telescoping Handle
- Integrated Transport Cart

STOCK NO	EACH
RI24853	1043.04



## K-400 Tool Kits

STOCK NO	EACH
----------	------

### T-250

Includes: T-203, T-205, T-217 & A-13

RI48482	103.59
---------	--------

### T-260

Includes: T-202, T-205, T-211 & A-13

RI49002	78.04
---------	-------

## K-3800 Drum Machine

### For 3/4" - 4" Drain Lines

- Maximum drum capacity is 100' of 3/8" or 90' of 1/2"
- Ideal for cleaning 3/4" to 1 1/2" sink traps
- 175W Universal Motor spins cable at 240 RPM

STOCK NO	EACH
RI53117	3124.44



## K-3800 Tool Kits

STOCK NO	EACH
----------	------

### T-270

Includes: T-102, T-142, T-107 & A-12

RI54992	153.35
---------	--------

## K-50 Sectional Machine

### For 3/4" to 4" Drain Lines

- Capable of running 3 different size cables: 5/16", 3/8" and 5/8"
- 300 Watt Motor



STOCK NO	EACH
RI58920	1879.32

## K-45 Sink Machine

### For 3/4" to 2 1/2" Drain Lines

- 1/4" cable best for 3/4" to 1 1/2" lines
- 5/16" cable best for 3/4" to 1 1/2" lines
- 3/8" cable best for 1 1/4" to 2 1/2" lines
- 0-600 RPM Variable Speed Power Unit



STOCK NO	EACH
RI35998	866.40

## K-40 Sink Machine

### For 3/4" to 2 1/2" Drain Lines

- 1/4" cable best for 3/4" to 1 1/2" lines
- 5/16" cable best for 3/4" to 1 1/2" lines
- 3/8" cable best for 1 1/4" to 2 1/2" lines
- 175 W Induction Motor



STOCK NO	EACH
RI71722	1774.93

## K-1 Combination Auger

### "C" Cutter Head • 4' Length

- Dual Power Operation
- Telescoping Design
- Left Hand Wound Cable



STOCK NO	EACH
RI46683	124.27

## K-3/K-6 Toilet Auger

High quality tools in 3' & 6' lengths provide fast and safe clearing of toilet obstructions.



SIZE	STOCK NO	EACH
3'	RI59787	72.81
6'	RI59797	109.35
6' Drop Head	RI59802	136.69

## Tools

MODEL	SIZE	STOCK NO	EACH
A-1	Left Hand Mitt	RI59205	56.42
A-2	Right Hand Mitt	RI59295	56.42
A-13	Pin Key fro 3/8"	RI59230	11.58
T-1	Straight Auger	RI62840	52.15
T-8	2 1/2" Grease Cutter	RI63205	54.43
T-101	Straight Auger	RI62850	42.98
T-102	Funnel Auger	RI62855	42.98
T-201	5" Straight Auger	RI62990	28.49
T-202	1 3/8" Bulb Auger	RI62995	28.49
T-203	7/8" Bulb Auger	RI63000	28.49
T-204	1" C-Cutter	RI54837	25.00
T-205	1 3/8" C-Cutter	RI63005	28.49
T-206	3" Funnel Auger	RI63010	29.79
T-207	1 1/4" Spiral Cutter	RI63015	33.98
T-208	1 1/2" Spiral Cutter	RI63020	37.35
T-210	1" Spade Auger	RI63030	30.98
T-211	1 3/8" Spade Cutter	RI63035	32.44
T-213	1" Blade Cutter	RI63045	47.06
T-214	1 3/8" Blade Cutter	RI63050	51.38
T-217	4" Drop Head Auger	RI63065	30.40
T-232	3" HD Buld Auger	RI52822	49.64
T-403	3" P-Trap Cutter	RI92485	44.01
T-406	1 3/4" Spade Cutter	RI92495	37.35
T-408	3" Sawtooth Cutter	RI92505	46.04
T-409	1 3/4" HD Bulb Auger	RI51762	52.08
T-411	2" Dbl. Cutter	RI92510	40.77
T-412	3" Dbl. Cutter	RI92520	49.21
T-414	4" Dbl. Cutter	RI92525	52.15
T-432	2" 3-Blade Cutter	RI92535	92.14
T-433	3" 3-Blade Cutter	RI92540	98.50
T-50-1	3" Sharktooth Cutter	RI98035	70.25
T50-2	4" Sharktooth Cutter	RI98040	73.13
T-150-1	3" Sharktooth Cutter	RI98055	68.72
T-150-2	4" Sharktooth Cutter	RI98060	71.39

## Cables



MODEL	SIZE	STOCK NO	EACH
<b>1/4" Cables</b>			
S-1	1/4"x 25' Funnel Auger	RI50652	84.23
<b>5/16" Cables</b>			
C-1	5/16"x 25' Bulb Auger	RI62225	92.08
C-11C	5/16"x 25' Bulb Auger	RI56782	98.32
C-2	5/16"x 25' Drop Head Auger	RI62235	111.75
C-21C	5/16"x 25' Drop Hd	RI516X25DH	120.24
C-131C	5/16"x 35' Bulb Auger	RI56792	124.93
C-131CSB	5/16"x 35' Bulb Auger	RI95847	124.93
C-231C	5/16"x 35' Drop Head Auger	RI56797	149.08
C-21	5/16"x 50' Bulb Auger	RI89400	169.83
C-22	5/16"x 50' Drop Head Auger	RI89405	180.82
<b>3/8" Cables</b>			
C-4	3/8"x 25' Male Coupling	RI62245	110.36
C-5	3/8"x 35' Bulb Auger	RI62250	136.15
C-6	3/8"x 35' Male Coupling	RI62260	157.91
C-31	3/8"x 50'	RI37842	239.80
C-32	3/8"x 75'	RI37847	311.73
C-33	3/8"x 100'	RI37852	377.68
C-31IW	3/8"x 50'	RI87577	239.80
C-32IW	3/8"x 75'	RI87582	298.01
C-33IW	3/8"x 100'	RI87587	373.30
<b>1/2" Cables</b>			
C-45	1/2"x 75'	RI37862	401.67
C-45IW	1/2"x 75'	RI87597	402.50
<b>5/8" Cables</b>			
C-7	5/8"x 7.5' Tight Wind	RI62265	71.16
C-8	5/8"x 7.5' All Purpose Wind	RI62270	53.37
C-25	5/8"x 25'	RI92460	195.97
C-26	5/8"x 50'	RI92465	328.39
C-24	5/8"x 100'	RI43647	619.27
C-24HC	5/8"x 100'	RI58192	439.79
<b>3/4" Cables</b>			
C-28	3/4"x 25'	RI92475	250.47
C-29	3/4"x 50'	RI92480	431.34
C-75	3/4"x 75'	RI41212	607.04
C-100	3/4"x 100'	RI41697	791.44
<b>7/8" Cables</b>			
C-10	7/8"x15' All Purpose Wind	RI62275	108.74
<b>1 1/4" Cables</b>			
C-11	1 1/4"x15' All Purpose Wind	RI62280	191.66
C-14	1 1/4"x15' Extra Flex Wind	RI62295	182.53




## 1pc. Flat Sewer Tape

For use on sewer/drain lines through 8" in diameter and up to 100' in length

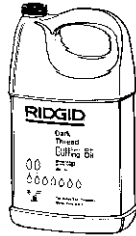
SIZE	STOCK NO	EACH
3/4" x 100'	RI62605	1462.36





**Spiral Ratchet Reamer**

CAPACITY	STOCK NO	EACH
1/8 - 2"	2SRIRE	466.88

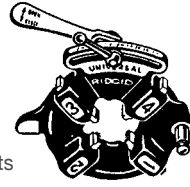


(40)

**Thread Cutting Oil**

- Finest quality, special purpose sulphurated cutting oil that cools, speeds metal removal, produces smooth, clean threads, prevents chips from welding to dies.
- An exactly formulated combination of petroleum oils and special additives.
- Will not congeal at 20 degrees Fahrenheit.
- Comparative tests prove the superiority of RIDGID Thread Cutting Oil.
- Excellent for drilling, turning and other metal cutting operations but should not be used for lubricating.
- Available in Dark and Nu-Clear.

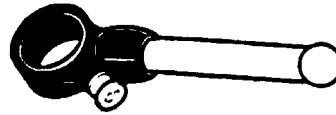
SIZE	STOCK NO	EACH
<b>Nu-Clear</b>		
1 gallon Can	70835RICUOI	56.19
5 gallon Can	41575RICUOI	283.43
<b>Dark</b>		
1 gallon Can	70830RICUOI	55.27
5 gallon Can	41600RICUOI	238.68



**811 Universal Die Head**


Fully adjustable 1/4 - 2" Bolts  
**HEAD ONLY**

CAPACITY	STOCK NO	EACH
1/4 - 2"	.811DIHE	824.88



**Ratchet and Handle Complete**

STOCK NO	EACH
00RRIRA	139.47
12RRIRA	161.50



**Die Heads with Dies**

SIZE	STOCK NO	EACH
<b>00-R Exposed</b>		
1/2"	120ORDIHE	147.26
3/4"	340ORDIHE	147.26
1"	10ORDIHE	159.60
<b>12-R Exposed</b>		
3/8"	3812RDIHE	195.18
1/2"	1212RDIHE	201.50
3/4"	3412RDIHE	201.50
1"	112RDIHE	257.51
1 1/4"	11412RDIHE	257.51
1 1/2"	11212RDIHE	283.85
2"	212RDIHE	283.85


**High Speed Pipe Dies**

Fit Die Head 65R-C

SIZE AVAILABLE	STOCK NO	EACH
1 - 2"	65RDI	205.75

**Alloy Pipe Dies**

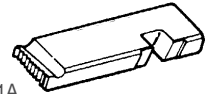
RH-NPT  
For 0-R, 11-R, 00-R, 111-R, 12-R,  
30-A and 31-A Threaders



SIZE	STOCK NO	EACH
1/4"	1412RDI	93.73
3/8"	3812RDI	93.73
1/2"	1212RDI	94.55
3/4"	3412RDI	94.55
1"	112RDI	108.66
1 1/4"	11412RDI	108.66
1 1/2"	11212RDI	120.66
2"	212RDI	120.66

**Alloy Pipe Dies**

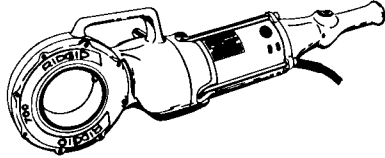
RH-NPT, Fits Die Head 811A.



SIZE	STOCK NO	EACH
1/4 & 3/8"	1438811DI	230.89
1/2 & 3/4"	1234811DI	230.89
1 & 2"	12504811DI	230.89



## No 700 Portable Power Drive

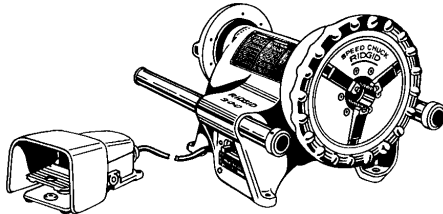


- Compact, powerful, engineered and built for complete utility and trouble-free service.
- Plenty of power to cut threads and drive geared threaders.
- Reversible motor and all-spur gear reduction assure maximum power and efficiency.
- Die heads and adapters lock in securely from either side.
- RIDGID No. 12R Die Heads fit without an adapter while only four adapters are needed for other RIDGID Die Heads.
- A Square Drive Adapter is used for RIDGID Geared Threaders.
- Gear case, housing and handle are rugged cast aluminum for strength without added weight.
- Motor: Universal, 1/2 hp, 115 or 230 volt, ac (25-60 Hz), reversible, 3 pole, double throw (reversible) switch with spring return to center "off" position.

**Capacity: 1/8" - 2" Pipe and conduit (Through 12" with geared threaders).**

SIZE	STOCK NO	EACH
1/4 - 1" ROD	700RIPODR	3025.96

## No 300 Power Drive

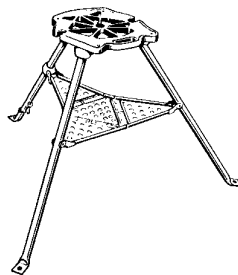


- Ideal for bench, truck or stand mounting.
- RIDGID Speed Chuck holds tight, forward or reverse
- Integral foot switch for safer operation
- Replaceable jaw inserts
- All-metal, one-piece hand wheel
- 2 tool support bars
- 1/2 hp 115 V. Universal, reversible motor, 230 V motor available at no extra cost.
- 3-jaw, cam-action, rear centering device keeps pipe straight for true threads and cuts.
- Capacity: 1/8" - 2" Pipe and conduct

SIZE	STOCK NO	EACH
1/4 - 2" bolts & rod	300RIPODR	5300.44

## No 1206 Stand For No 300 Power Drive

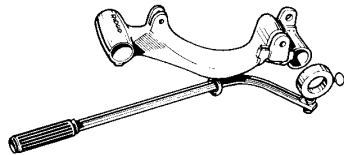
Portable and time-saving work base for your RIDGID 300 Power Drive. Integral folding legs and tray are extra rigid when opened for use...fold and chain lock closed for easy carrying...no loose parts.



USE WITH	STOCK NO	EACH
300 Power Drive	1206RIST	731.20

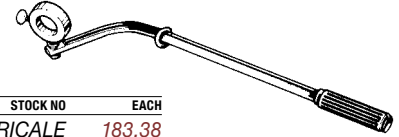
## No 311 Carriage with Lever For No. 300 Power Drive

Slip this strong carriage on your RIDGID 300 Power Drive, and you'll get fast cut-and-thread efficiency. Holds die head, cutter and reamer at your fingertips exactly like a Pipe Machine. No tools to drop. Easy sliding, snugs right up to chuck for close threading and cut-off. Die head and cutter operate independently, swing up and stay out of way when not in use.



USE WITH	STOCK NO	EACH
300 Power Drive	1311RICA	732.51

## No 312 Carriage Lever

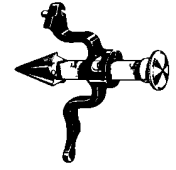


USE WITH	STOCK NO	EACH
No. 311 Carriage	1312RICAL	183.38

## No 341 Reamer

**For No. 311 Carriage**

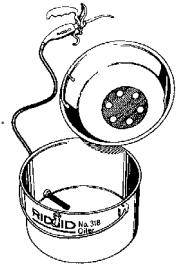
CAPACITY	STOCK NO	EACH
1/8 - 2" Pipe	341RIRE	395.67



## No 418 Oiler

**Stops Oil Waste, Keeps Dies Flooded for Perfect Threads, Longer Die Life.**

Hand-operated continuous oiler pumps easily by thumb action. Large chip pan catches oil runoff, chips and scraps. No messy floors. Oil is double-screened and recirculated through reservoir, hose and hand pump. Completely portable. Quickly pays for itself in oil savings alone. **Chip pan is 14 1/2" in diameter, 8 1/2" high, Hose length, 48"**



STOCK NO	EACH
418RIOI	585.78

**Hose with Fittings**

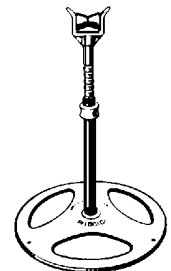
418RIHO	82.84
---------	-------

### ACCESSORIES

DESCRIPTION	STOCK NO	EACH
Repair Kit	RIC850X	159.46
Pump Assembly	RIC851X	398.12

## No 92 Adjustable Pipe Supports

Large rollers let pipe move forward freely. Rugged construction, supports pipe without tipping or rocking. Height is adjustable from 32" to 41".



CAPACITY	STOCK NO	EACH
6"	92RIPISU	822.37

## ROPOWER 50R Threading Machine

All ROTHENBERGER pipe threading machines are equipped with auto oiling, easy change die heads. Single Speed. 1/4"-2" Capacity. 1/2"-2" NPT Dies.

**Set of 4 legs included. (Not Shown)**

MODEL	STOCK NO	EACH
63005	RO50R	6808.89



**ROTHENBERGER**  
rothenberger-usa.com

(41)

**Model 1041**

**Pipe Roll Grooving Attachment**

- Top pipe diameter 1-6" - Schedule 40 steel.
- The Model 1041 is designed to easily mount on the Ridgid 300 power drive.
- The tool has a manual hydraulic system which supplies grooving force to the rolls.
- The tool has easy dial settings for groove depth.

**For use with Steel Pipe**

STOCK NO	EACH
RU1041RENTAL	Call for Pricing



(40)

**REMS Special Threading Oil**

SIZE	STOCK NO	EACH
21.5 oz. spray can	RE215	43.61

**Amigo Threader Dies Only**

SIZE	STOCK NO	EACH
1/2"	RE12AMDI	216.37
3/4"	RE34AMDI	262.32
1"	RE1AMDI	224.27
1 1/2"	RE112AMDI	369.20
1 1/4"	RE114AMDI	262.32
2"	RE2AMDI	380.67



(40)

**Ratchet Type Tube Bender**

For soft copper ONLY. One hand action, manual ratchet for easily bending 3/8" through 7/8" OD tubing.

STOCK NO	EACH
RECH404L	252.45

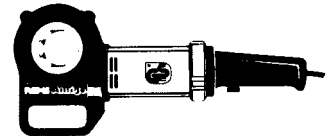


(40)

**Ratcheting Adjustable Wrench**

Opens 3/8" to 1 5/16", streamlined jaws for access into tight places, torque and reposition w/o removing, high strength chrome vanadium steel construction.

STOCK NO	EACH
RE9600	26.58



(40)

**Amigo Power Hand Threader**

Weights 7 3/4 lbs. No additional pipe vise needed. Unique support clamp serves as pipe vise and protects operator. Safe to use. Works on all pipe types, including PVC and stainless steel. Die head capacity 1/8"-1 1/4". Double Insulated. **Includes: full set 1/2" to 1 1/4" die heads (four die heads) and steel carrying case.**

DIE HEAD CAPACITY	STOCK NO	EACH
1/8"-1 1/4"	AMIGO	3384.72



(40)

**Amigo 2 Power Hand Threader**

Weights 14 lbs. No additional pipe vise needed even on larger sizes (1 1/2" and 2"). Unique support clamp serves as pipe vise and protects operator. Safe to use. Works on all major pipe types, including stainless steel. Die head capacity 1/8"-2". Double Insulated. **Includes: full set 1/2" to 2" die heads (six die heads) and steel carrying case.**

DIE HEAD CAPACITY	STOCK NO	EACH
1/8"-2"	AMIGO2	4569.70



## D-25 Handy™ Hand Snake

With downhead and flexicore cable unit. Big knob for better grip, or can be attached to a 3/8" or 1/2" drill.

SIZE	STOCK NO	EACH
1/4" x 25'	GWD252	341.71

## MR-B Mini-Rooter™

Light weight with a long reach. Complete and ready to use.

Includes:

- Drum
- Cable
- 10' Power cord
- Ground fault interrupter
- Water-proof air foot switch
- Leather gloves
- 1/3 hp Motor with reverse switch
- Cutter set (arrow head, 1 1/2" U cutter, 2" side cutter blade, and boring gimlet)



CABLE SIZE	STOCK NO	EACH
3/8" x 75' Cable	GWMRB	1501.42



## SV Super-Vee™

Complete and ready to operate.

includes:

- Case
- Side-action chuck
- Variable speed motor with reversing switch
- Plastic cartridge
- 2 Cables (1/4" x 25' and 3/8" x 35')
- Cutter set (arrow head, flexible arrow head, 1 1/4" side cutter blade, boring gimlet, and down head boring gimlet)

STOCK NO	EACH
GWSVBWC	976.75



## Telescoping Urinal Auger

STOCK NO	EACH
GWU4	74.16



## Float Model Flood-Guard™

SIZE	STOCK NO	EACH
2"	GW2F	41.73
3"	GW3F	30.09
4"	GW4F	35.68

## Flexicore Cables

For electric machines  
With male and female connectors



SIZE	STOCK NO	EACH
3/8" x 50'	GW50EM2	210.02
3/8" x 75'	GW75EM2	293.18

## Flexicore Cables

For electric machines  
With Female connector



SIZE	STOCK NO	EACH
3/8" x 35'	GW35HE2	161.78

## Flexicore Cable

For electric machines  
With EL basin plug head



SIZE	STOCK NO	EACH
1/4" x 25'	GW25HE1	74.24

## Flexicore Cable

For electric machines.  
**With Down Head**



SIZE	STOCK NO	EACH
1/4" x 25'	GW25HE1DH	92.38

## U Cutter

For electric machines  
For 1/2" and 3/8" cables



SIZE	STOCK NO	EACH
1 1/2"	GW112UC	27.37

## Arrow Head Cutter

For electric machines  
For 5/16", 3/8", 1/2" cable



STOCK NO	EACH
GWAH	11.49

## Boring Gimlet

For electric machines  
For 5/16" and 3/8" cable



STOCK NO	EACH
GWBG	15.50

## Down Head Boring Gimlet

For electric machines  
For 5/16" and 3/8" cable



STOCK NO	EACH
GWDHBG	21.47

## Side Cutter Blades

Two piece set  
For electric machines  
For 5/8", 3/4", 1/2" cable



SIZE	STOCK NO	EACH
2"	GW2SCB	15.20
3"	GW3SCB	18.90
4"	GW4SCB	18.90



## Flexicore™ Closet Augers

Double layer of tempered spring steel coiled tightly over 42-strand wire rope center. Flexible down head follows bowl contours, springs through sharply angled passages while protecting inner walls from chipping or breaking.

**Die cast handle. Vinyl bowl guard.**

SIZE	STOCK NO	EACH
3'	GW3FLDH	84.22
6'	GWIT6FL	119.30



## Six Foot Teletube™ Closet Auger

Double spring construction; has 3 feet telescoped into the guide until you need to release it by pressing a button. 1 1/8" outer tube even tougher than 3FL model. Down head.

**Vinyl bowl guard and vinyl grip handle.**

SIZE	STOCK NO	EACH
6'	GWT6FLDH	126.71

## Drain Flushers™ (Flush Bags)



Attach to garden hose and slide drain flusher into drain. Water expands to size of pipe and pushes stoppage down the line. Backflow preventer on inlet side. Tough reinforced nylon (more durable than rubber).

SIZE	STOCK NO	EACH
1 1/2"	GW15DF	73.26
2 1/2"	GW25DF	86.34
3"	GW3DF	128.07
4"	GW4DF	139.03

## Snake-Oil™

Special rust inhibitor cuts through moisture, replaces it with rust-resistant coating, and gives equipment fresh, clean smell. Recommended for use with all types of cable.



SIZE	STOCK NO	EACH
Quart	GWSOQ	19.13

## AutoCut Copper Tubing Cutter

The AutoCut has long lasting hardened steel cutting wheels that are easy to replace when the time comes.

**NOT for Use with Soft Copper**



SIZE	STOCK NO	EACH
1/2"	ATC12	32.89
3/4"	ATC34	35.91

## Replacement Wheel

For AutoCut

STOCK NO	EACH
ATCW	11.87

## Hot Shot 400™

Safely thaws frozen pipes in minutes. Can clear up to 175 ft. of 1/2" to 1 1/2" pipe. Dual output current: 320 amps with 14 amp draw, and 400 amps with 20 amp draw. 31 lbs.



SIZE	STOCK NO	EACH
400 AMP	GWHS400	2506.90

# Torch Kits & Accessories <sup>(40)</sup>

victortechnologies.com/turbotorch



## Swivel Hand Torch

STK-9

STOCK NO	EACH
TSTK9.....	151.27



## Swivel Hand Torch

STK-99

STOCK NO	EACH
TSTK99.....	185.44

## Self-Igniting Hand Torch

X-503

STOCK NO	EACH
TX503.....	187.86

### Replacement Tip

T503.....	75.10
-----------	-------

#### X-503 SPECIFICATIONS

Copper Tubing		
Use with	Soft Solder	Brazing
Propane	1/8 - 2"	1/8 - 3/4"
MPP	Soft Solder 1/8 - 3"	Brazing 1/16 - 1"



## Self-Igniting Hand Torch

X-504

STOCK NO	EACH
TX504.....	208.60

### Replacement Tip

T504.....	107.51
-----------	--------

#### X-504 SPECIFICATIONS

Copper Tubing		
Use with	Soft Solder	Brazing
Propane	3/4 - 3"	1/4 - 1"
MPP	Soft Solder 3/4 - 4"	Brazing 1/4 - 1 3/4"



## PL-5A Self-Igniting Acetylene Gas Torch

STOCK NO	EACH
TPL5A.....	209.06



## Mobile Torch Kit

1/2" SI Swivel Flame Tip.

STOCK NO	EACH
TPLDLXPT.....	552.25



## Propane Tank

14.1 oz. Disposable Tank

STOCK NO	EACH
PROTANK.....	18.87



## MAPP-PRO Gas Tank

14.1 oz. Disposable Tank

STOCK NO	EACH
MAPPTANK.....	24.96



## Acetylene Tank & Exchange

DESCRIPTION STOCK NO EACH

<b>Acetylene Cylinder</b>		
"B" 40CF.....	BTANK	360.06
"MC" 10CF.....	MCTANK	216.23

### Exchange

(Customer purchases full tank above and will be credited the following upon return of the empty tank):

"B" tank less gas.....	BTR	321.11
"MC" tank less gas.....	MCR	187.11



## Air Propane MAPP Kit

LP-2

- Piston Regulator
- GAUGE GUARD
- 12.5' Hose
- TT3 3/8" & LP5 3/4" Swirl Flame Tips

STOCK NO	EACH
TLP2.....	656.17



## Air Acetylene Kit

X-6MC

- AR-MC Regulator
- G-4 Handle
- A-3 & A-8 Tip
- MC Tank Connection
- A-12 Hose
- Soft Solders to 2"
- Silver brazes to 1"

STOCK NO	EACH
TX6MC.....	635.64





# Torch Kits & Accessories <sup>(40)</sup>

victortechnologies.com/turbotorch

## Air Acetylene Kit

### X-5MC

- AR-MC Regulator
- G-4 Handle
- Soft Solders to 1 1/2"
- Silver brazes to 3/4"
- MC Tank Connection
- AH-12 Hose
- A-5 Tip



STOCK NO	EACH
TX5MC	534.13

## Air Acetylene Torch Kit

### X-4B

- AR-B Regulator
- G-4 Handle
- Soft Solders to 3 1/2"
- Silver brazes to 2"
- B Tank Connection
- AH-12 Hose
- A-5 & A-14 Tip



DESCRIPTION	STOCK NO	EACH
A5 - 1/4 AIR	TX4B	658.59

## Air Acetylene Torch Kit

### X-3B

- AR-B Regulator
- G-4 Handle
- Soft Solders to 3"
- Silver brazes to 2 5/8"
- B Tank Connection
- AH-12 Hose
- A-3 & A-11 Tip



DESCRIPTION	STOCK NO	EACH
A3 - 3/16 AIR	TX3B	634.43

## Swirl Flame Tips

### Propane/MAPP Swirl Flame tip.

SIZE OF FLAME	STOCK NO	EACH
T3		
3/8"	TT3	157.10
T4		
1/2"	TT4	188.51



## Handle with Adjustable Valve

### AH4 Torch Handle

Comfortable grip with on/off valve and quick connect. "A" Size fittings 3/8".

STOCK NO	EACH
TAH4	162.25



## Torch Handle

With Valve • For Acetylene

STOCK NO	EACH
TG4	158.59

## Acetylene Hose

### AH12 Hose

Metal strain relief keeps hose from kinking at fittings. "A" Size fittings 3/8".

SIZE	STOCK NO	EACH
12.5'	TAH12	97.34



## "MC" Regulator

STOCK NO	EACH
TARMC	226.91

## "B" Regulator

STOCK NO	EACH
TARB	200.06



## "B" to "MC" Adapter

STOCK NO	EACH
TMCT	108.48

## Acetylene Tips

### Swirl Flame Tip.

SIZE	STOCK NO	EACH
A-3		
3/16"	TA3	130.57
A-5		
1/4"	TA5	153.46
A-8		
5/16"	TA8	170.39
A-11		
7/16"	TA11	177.63
A-14		
1/2"	TA14	219.94
A-32		
5/8"	TA32	315.40



## Striker

MODEL	STOCK NO	EACH
<b>Single flint, cup type, round file. Striker.</b>		
L-1	TTL1	7.05
<b>Box of five flints</b>		
F-1	TTF1	6.26







### True RMS Clamp-on Meter

The DL389B Phoenix series offers the highest combination of functions, features, and safety offered in a meter today. Combined with The Hook extended clamp head, no contractor will have to compromise their safety, efficiency, or comfort.

**Features:**

- True RMS • Detachable clamp head
- 750V AC / 1000V DC
- 400A AC
- 2000µA AC / DC
- 4000µF Capacitance
- -40 ~ 752°F Temperature (K type)
- Magnetic mount
- Dual display with backlight & Worklight
- Three year limited warranty

STOCK NO	EACH
DL389B	261.98



### 6-Line Display Combustion Analyzer Kit

**Includes:**

- Combustion Analyzer
- 12" Flue Probe w/ 10' Hose
- Inlet tube/Probe connector
- Particle Filter (spare)
- AC Adapter
- K-type Temperature Probes (2)
- Owners Manual
- Hard Carrying Case
- Infrared Thermal Printer
- Paper Roll (spare)

**NO Oxygen Sensor to Replace**

This lowers cost-of-ownership with one less sensor to maintain. Over the lifespan of an analyzer this saves hundreds of dollars.

STOCK NO	EACH
C165KIT	2370.76



### Residential Combustion Analyzer

**Includes:**

- Combustion Analyzer (C161)
- Quick Reference Guide
- Flue probe with cone and 6 foot hose (CP2)
- USB Cable
- 3 AA Rechargeable Batteries

**Functions:**

- Measures: CO, CO2, Flue and Ambient Temperature
- Calculates: O2, Efficiency (Net or Gross), Excess Air, CO/CO2 Ratio and Differential Temperature
- 1-Year limited warranty

STOCK NO	EACH
C161	897.03



### Smart Refrigerant Complete Kit

**Includes:**

- Pressure probes 2 (WPP1)
- Pipe clamp probes 1 (WPC1)
- Connector cables (2)
- Carrying case
- Batteries 2 (AA) and 2 (AAA)

**Features:**

- In App temperature split, psychrometric, & system refrigerant charging calculations
- Pass through refrigerant ports
- 180° rotation
- Slimmest 1/4" hygrometer probe
- Narrow pipe clamp jaw
- Requires FREE App "UEi HUB" (iOS/Android)

STOCK NO	EACH
HUB6	847.05



### Micron Gauge

Measures in microns, pascals, Millibar, mmHg, mTorr. Range 0 to 15,000 microns Maximum over pressure 700 psi

**Includes:**

- 45° degree coupler
- 1 Battery (CR123A)

**Features:**

- Instant warm-up/response time
- Oil contamination detection
- Sensor fail detection
- 1-Year limited warranty

STOCK NO	EACH
DMG150	289.70



### Smart Wireless High Capacity Refrigeration Scale

Measure refrigerant weights in english/Metric units and charge HVAC/ refrigeration systems

**Includes:**

Rechargeable batteries & charger cable with carrying pouch

**Features:**

- Capacity 330 lbs.
- Optional display on mobile device with free iOS® or Android™ App
- Hoist clip access
- 1-Year limited warranty

STOCK NO	EACH
WRSX	415.87



### Refrigerant Leak Detector

Detects Industry Standard Refrigerants

STOCK NO	EACH
RLD15	505.98





### Electronic Manometer

**Dual Input • Differential Pressure**  
1 Year Limited Warranty

STOCK NO	EACH
EM152	184.33

**Dual Input • Triple Scale**  
1 Year Limited Warranty

STOCK NO	EACH
EM201B	298.02

**Dual Input • Triple Scale Kit**

Includes:  
2 Magnetic static pressure tips  
2 Brass valve fitting connector  
Soft carrying case  
Pressure tubing & 9V Battery

STOCK NO	EACH
EM201SPKIT	371.50

### Carbon Monoxide Detectors

Detect CO to 1 ppm  
Reads up to 999 ppm CO  
3-color warning light & Audible alert

STOCK NO	EACH
CO71A	322.97

### Digital Psychrometer

Measures: Temperature  
Relative Humidity  
Calculates: Wet Bulb, Dew Point, Enthalpy, Min / Max, & Data Hold

STOCK NO	EACH
DTH35	151.05

### In-Duct Anemometer Psychrometer

Measures: Air velocity, temperature, RH%  
Calculates: Air volume, wet bulb, dew point

STOCK NO	EACH
DAFM4	597.49

### Digital Infrared Thermometer

**Features:**

- 12:1 Distance to Spot Ratio
- Advance Temperature Range (-36.4° to 689°F)
- Laser Targeting
- Three year limited warranty

STOCK NO	EACH
INF165C	85.89

### Digital Pocket Thermometers

STOCK NO	EACH
<b>Temp range -58°-572°F</b>	
550B	37.36
<b>Folding • Temp range -58°-572°F</b>	
PDT650	33.21

### Dial Pocket Thermometer

**Temp range 0-220°F**

STOCK NO	EACH
T220	15.18

### Apollo II Thermometer

**Dual Input • Temp range:**  
-346°-2192°F (J) / -328°-2498°F (K)

STOCK NO	EACH
DT302	257.81

## Accessories

### Test Lead Kit

1 Year Limited Warranty

STOCK NO	EACH
ATL301KIT	70.64

### Test Leads

For Use with DL429 & DL389B.

TYPE	STOCK NO	EACH
Standard	ATL55	24.89
Back Probe Kit	ATLBPK	51.23

### K-Type Temperature Probes

Used with C155, DL389B, & Infrared thermometers

TYPE	STOCK NO	EACH
Fiberglass Coated	ATT29	42.91
Fluoroplastic Coated	ATT29A	41.52

### Pipe Clamp Probe

Used with DL389B & C155

STOCK NO	EACH
ATTPC3	72.03

### AF10 Fuse

**.6 Amp • .5 OHM • 3-Pack**  
Used with M110A

STOCK NO	EACH
AF10	19.34

### AF39 Fuse

**11 Amp • 100v**  
Used with DM393

STOCK NO	EACH
AF39	24.89

### AF38 Fuse

**440 Millamperes • 1000v**  
Used with DM393

STOCK NO	EACH
AF38	24.89

### Thermal Paper

**Replacement for C155KIT/C85KIT  
Combustion Analyzer**

STOCK NO	EACH
16646	17.96

### Partical Filter

**Replacement for C155KIT/C85KIT  
Combustion Analyzer**

STOCK NO	EACH
17631	13.30

### Flue Probe

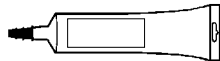
**Replacement for C155KIT/C85KIT  
Combustion Analyzer**

STOCK NO	EACH
KMCP2	307.03

# General Purpose Sealants (18)

ipscorp.com

## Black Swan Silicone Sealant



A 100% silicone chalk. For indoor or outdoor use. Remains permanently flexible. Can be used between temperatures of -60°F to 450°F.

COLOR	STOCK NO	EACH
White 3 oz. ....	3OZWHUCA	9.03
Clear 3 oz. ....	3OZCLUCA	9.03

## DAP® Silicone Rubber General Purpose Sealant



Permanently flexible, 100% silicone rubber sealant. Forms a waterproof, seal that resists temperature extremes. Won't crack, crumble or dry out. Hundreds of interior/exterior sealing uses. Temperature service range -60° to 450° F.

COLOR & SIZE	STOCK NO	EACH
Clear 10 oz. ....	10OZCLSI	16.86
White 9.8 oz. ....	10OZWHSI	16.51
Aluminum 9.8 oz. ....	10OZALUSI	20.33

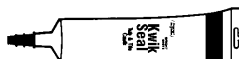
## DAP® Acrylic Latex Caulk with Silicone



This superior quality caulk forms flexible, weatherproof seals that last 25 years or more. Applies easily. Cleans up with water. Paintable. Excellent adhesion to wood, metal, masonry and dissimilar/similar materials.

COLOR & SIZE	STOCK NO	EACH
Clear 10 oz. ....	10OZCLACSI	8.12

## DAP® Kwik-Seal Tub & Tile Caulk



All purpose tub and tile caulk that forms a neat, watertight seal around tubs, sinks, shower stalls and much more. Resets loose tile. Stays flexible. Resists mildew and yellowing.

COLOR & SIZE	STOCK NO	EACH
White 6 oz. ....	6OZWHKWSE	7.24
Almond 6 oz. ....	6OZALKWSE	6.49
Clear 6 oz. ....	6OZCLKWSE	7.52

## Liquid Nails® Silicone Premium Universal Sealant



A high performance sealant for outstanding water resistance and flexibility. Won't shrink or crack. Withstands harsh temperatures.

COLOR & SIZE	STOCK NO	EACH
Clear 10 oz. ....	10OZLNCLSI	9.12

## Rubberized Mastic Pipe Coating



From irregular fittings to joints, Roskote A-51 will not break down from fuel oil or gasoline. Easy to spread and resistance to sag by brush, glove or spray application.

STOCK NO	EACH
1GARUMA	175.04

## BZB-100 Brite Zinc Spray

12 oz. spray

STOCK NO	EACH
BZB100	48.09



## Sta Put

A stainless plastic putty which does not shrink. A flexible, stretchable compound for professional use in setting bowls, fixtures, faucets, basin cocks, strainers, plugs, sink frames and other sealing and calking applications requiring a stainless, plastic putty with excellent adhesive qualities. Will not stick to hands.



SIZE	STOCK NO	EACH
14 oz. ....	14OZSTPU	3.72
5 lb. ....	.5LBSTPU	17.06
7 lb. ....	.7LBSTPU	25.20

## Sta Put Ultra For Porous Surfaces such as marble or granite

Not for use on ABS



SIZE	STOCK NO	EACH
14 oz. ....	OA25171	10.54

## Roof and Flashing Cement

A special bituminous composition with superior adhesion under severest weather conditions. Improved, heavy, paste-like consistency; easily applied with trowel or putty knife. Adheres to wet or moist surfaces; can be applied in rain. Forms durable, flexible weather-proof coating around flashings, cooling towers, skylights. Adheres to concrete, metal, tile, roofing and masonry. Excellent for patching, repairs and general water proofing. Meets or exceeds Federal Specifications.



SIZE	STOCK NO	EACH
10 Lb. ....	10LBGAROC	37.80
10.3 oz. ....	10OZCAROSE	14.45

## Pro-Poxy 20

Fast acting, single stick, steel-reinforced epoxy putty. Makes steel-hard repairs in 20 minutes. seals, mends, bonds, repairs almost anything—even under water. Two-part epoxy compound mixes quickly and easily and adheres to metals, masonry, wood, glass, ceramics and most plastics. Withstands temperatures to 300° F. Compression strength 18,000 psi, tensile strength 6,000 psi. Electrically non-conductive. When cured, may be drilled, sanded, filed and painted.



SIZE	STOCK NO	EACH
4oz. ....	4OZPRPO	18.20

## Pipetite-Stik

Thread compound in handy stick form. For water, steam, air, natural gas and LP gas. Use on metal threads. Non-toxic, lead-free.



SIZE	STOCK NO	EACH
Regular. ....	PITIST	2.77
Jumbo	JUPITIST	9.03

## DAP® KWIK SEAL PLUS®

### Premium Kitchen & Bath Adhesive Caulk w/MICROBAN®

Premium adhesive caulk with MICROBAN® Antimicrobial Product Protection fights the growth of stain and odor-causing bacteria, mold and mildew on the caulk. Specially formulated siliconized latex provides maximum adhesion and flexibility for a watertight seal. Paintable. Easy water clean-up. Low odor. Backed by a Crack-Proof Guarantee.



COLOR & SIZE	STOCK NO	EACH
White, 5.5oz. ....	6OZWHMBKWSE	10.09
Biscuit, 5.5oz. ....	6OZSBMBKWSE	10.09

## DAP® High Temp Silicone

### High-performance sealant designed especially for extreme high temperature application

- Seals All Extreme Temperature Applications
- Remains Flexible up to 550°F (INTERMITTENT)
- Will Not Crack or Shrink
- Weather Resistant
- Exterior/Interior



COLOR & SIZE	STOCK NO	EACH
Red, 10.3 oz. ....	10OZHTRDISI	21.75

## DAP® HVAC Silicone

### High-performance sealant designed especially for HVAC applications

- Seals All Extreme Temperature Applications
- Long Lasting Durability
- Remains Flexible up to 475°F
- Will Not Crack or Shrink
- Weather Resistant
- Exterior/Interior



COLOR & SIZE	STOCK NO	EACH
Clear, 10.3 oz. ....	10OZHVACSI	19.83

## (27) Shurtape® Corrosion Protection Pipe Wrap Tape

- General purpose grade PVC pipe wrap tape
- Resists corrosion, moisture, bacteria, fungus and abrasion
- UV-resistant & Lead free
- Excellent moisture resistance & conformability



STOCK NO	EACH
No. PW 100	
2"x100' .....	2PIWRTA 11.40

## (40) Cork Insulation Tape

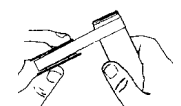
- Supplied on easy to use rolls.
- Adheres firmly to all metals.
- Can be used on hot or cold pipes.
- Won't dry or crack.
- Stops condensation and drips.



STOCK NO	EACH
BR1006. ....	27.74

## "Teflon" Pipe Thread Sealant Tape

SIZE	STOCK NO	EACH
1/2 x 520" .....	12TETA	1.78
3/4 x 520" .....	34TETA	4.13



## Fire Sealing Systems

rectorseal.com

(40)

### Touch 'N Seal Instant Sealant

Energy saving expanding sealant. Polyurethane foam designed to fill holes, cracks and voids, deaden sound and prevent passage of dirt and water.

STOCK NO	EACH
TOSE	27.67



## STI Firestop Systems

stifirestop.com

### FyreFlange HVAC Firestop Corner Clips

- Tested for bare or insulated ducts
- No caulk or packing materials required

**Must order STIFFC22 in bag quantities of 8**

DESCRIPTION	STOCK NO	EACH
1 Corner Clip	STIFFC22	73.25
150' Gasket Roll	STIFFG100	1095.79



### SSP Putty Pads

- SSP Firestop Putty excels at sealing cabling penetrations and outlet boxes
- Remains pliable and workable over time

SIZE	STOCK NO	EACH
7/4" x 7/4" x 3/16"	STISSP4S	9.14



### LCI Intumescent Firestop Sealant

- Tested for use in through-penetration and construction joint configurations
- Compatible with CPVC Piping
- Can be sanded and painted

SIZE	STOCK NO	EACH
10.1 oz. Tube	STILCI300	13.76
20 oz. Sausage	STILCI320	21.56



### SSS Intumescent Firestop Sealant

- Works into tight spaces between penetrants
- Compatible with CPVC Piping
- Can be sanded and painted

SIZE	STOCK NO	EACH
10.1 oz. Tube	STISSS100	27.76
20 oz. Sausage	STISSS120	47.46



### Sausage Size Caulking Gun

STOCK NO	EACH
STISSASCG	151.44



### SpecSeal® CID Cast-In Firestop Devices

- No firestopping step required
- Pre-installed fire and smoke sealing
- Added protection against transient water
- Adapts to a wide variety of conditions
- Pipes can be installed from top or bottom

SIZE	STOCK NO	EACH
2"x10"	STICD201	17.69
3"x10"	STICD301	25.49
4"x10"	STICD401	31.06



### LCC Intumescent Firestop Collars

- For Trade Size Combustible Pipes
- Installs quickly and eliminates waste

SIZE	STOCK NO	EACH
1/2"	STILCC150	13.35
2"	STILCC200	16.18
3"	STILCC300	21.32
4"	STILCC400	33.16
3"-4" adjustable	STIRTC350	67.80
6"	STISSC600	112.38



### SSW Intumescent Wrap Strips

- Red for Plastic piping up to 6"
- Blue for Plastic piping up to 12"

COLOR & SIZE	STOCK NO	EACH
Red 1/2"x12'	STISSWRED2	81.28
Blue 2"x12'	STISSWBLU2	121.95



SIZE	STOCK NO	EACH
25'	STISWRC	142.54

### Closet Flange Firestop Gasket

Remove perforated sections and slip onto flange.

SIZE	STOCK NO	EACH
3" or 4"	STICF34	48.96





## Millrose

bluemonsterproducts.com



(40)

### Blue Monster

Thread sealing compounds.

SIZE	STOCK NO	EACH
<b>WITH PTFE</b>		
1/4 pt. ....	MI76001	14.25
1/2 pt. ....	MI76003	22.22
<b>WITH-OUT PTFE</b>		
1/4 pt. ....	MI76009	12.89
1/2 pt. ....	MI76011	20.33



(40)

### Blue Monster

Nickel Anti-Seize Lubricant

SIZE	STOCK NO	EACH
1/2 Pint. ....	MI76020	39.74
1 Pint. ....	MI76022	80.58



(40)

### Blue Monster

PTFE Thread Sealing Tape

SIZE	STOCK NO	EACH
1/2" x 1429" ....	MI70885	7.00
3/4" x 1429" ....	MI70886	9.53



(40)

### Mill-Rose Clean-Fit

Stainless Steel Thread Sealing Tape

SIZE	STOCK NO	EACH
1/2" x 260' ....	MI70891	13.71
3/4" x 260' ....	MI70892	20.57



### Blue Monster

Compression Seal Tape

Stops problem leaks under pressure without turning off the water source.

SIZE	STOCK NO	EACH
1" x 12' ....	MI76085	57.71

### Rectorseal No 5

Slow-drying compound for carrying numerous types of liquids and gases in a wide range of industries. It is especially applicable for threaded PVC, steel, iron, copper, and fiberglass reinforced pipe.



SIZE	STOCK NO	EACH
4 oz. ....	14PT5RESE	17.76
8 oz. ....	12PT5RESE	26.39
Pint. ....	PT5RESE	41.53

### Rectorseal No 5 Sub-Zero

It is a variation of the basic Rector-Seal No. 5 formulation for those applications where a low odor sealant with low temperature application is a particular requirement. Formulated to seal threaded pipe connections against leakage due to internal pressure.



SIZE	STOCK NO	EACH
Pint. ....	PTSUZERESE	47.39

### Rectorseal No 2 with Teflon Plus

Fast-dry soft-set pipe thread sealant. It is a dispersion of inert filler in an oleoresinous base, diluted with organic solvents to facilitate application to threaded pipe connections, and is formulated to seal those connections against leakage due to internal pressure. Also used on gasketed flanged connections to hold the gasket and for added sealing.



SIZE	STOCK NO	EACH
1/2 pint. ....	12PTTP2RESE	27.80
Pint. ....	PTTP2RESE	44.10

### Rectorseal Food Grade

Food Grade Anti-Seize is for use where minor food contact is possible. Aluminum-complex-based anti-seize is entirely made of ingredients meeting FDA requirements. Protects metal parts from seizure, galling, rust, corrosion & heat freeze. Conforms to FDA regulations CFR-21-178, 3570.



SIZE	STOCK NO	EACH
1lb. ....	RE73931	42.79

### Oxy-Tite

For OXYGEN Service  
Pipe Thread Sealant with PTFE



SIZE	STOCK NO	EACH
4 oz. ....	4OZOXTI	291.79

### White Seal

Pipe Joint Compound with Teflon®

For sealing and lubricating all metal plastic threaded piping systems carrying acids, air, gases, ammonia, brine, caustic alkalis, corrosives, freons, fuel, oils, solvents, sugar, steam and water. Not for fluorine, molten metals or oxygen systems.



SIZE	STOCK NO	EACH
1/2 pint. ....	12PTWHSE	27.24
Quart. ....	QTWHSE	75.68

### Megaloc™ Blue Thread Sealant

Use on steel, galvanized steel, iron, brass, copper, stainless steel, aluminum, ABS, PVC, CPVC to carry a wide variety of gases and liquids. Not recommended for use on concentrated acids and alkalis, ketones or oxygen. Non hazardous and non-flammable.



SIZE	STOCK NO	EACH
1/2 pint. ....	12PTMELO	26.31
Pint. ....	PTMELO	42.53

### Grip Lite LEAD-FREE

All-purpose, leakproof, non-hardening pipe joint and gasket seal. -90° to +410°F, 12,000 psi (hydraulic), 2600 psi (gas)



SIZE	STOCK NO	EACH
Pint. ....	PTGRLI	35.89

### Slic-Tite Paste

With PTFE. Heavy-duty thread sealing compound. Non-toxic, non-drying, anti-seize.



SIZE	STOCK NO	EACH
1/2 pt. ....	12PTSLTI	29.68
Pint. ....	PTSLTI	51.92

### "X-PANDO" Pipe Joint Compound

For filling sand holes, anchoring bolts, machinery, etc. Withstands deflection, high temperature, vibration. It expands and contracts with pipe movement. Will withstand any pressure ordinary pipes will. Can be used in below freezing temperatures.



SIZE	STOCK NO	EACH
1 lb. ....	LBXPAPIJOCO	23.07



blackswanmfg.com

## Furnace Cement

High-Temperature compound. Ready-to-use for setting up furnaces, ranges, stoves. Makes joints acid-proof, gas-proof, smoke-proof, fireproof. Will not crumble when dry.



SIZE	STOCK NO	EACH
1/2 Pint . . . . .	12PTFUCE	4.98
1/2 Gallon . . . . .	12GAFUCE	31.11

## Liquid Boiler Seal

- Companion to Powder Boiler Seal to be used whenever a liquid seal is required.
- Will not clog system.
- Recommended for all new installations.



SIZE	STOCK NO	EACH
Quart . . . . .	QTBOSE	12.88

## Liquid Boiler Cleaner

A powerful liquid designed to clean hot water systems. Removes scale, rust, grease, dirt and oil.



SIZE	STOCK NO	EACH
1 Gallon . . . . .	BS06012	41.40
5 Gallon . . . . .	BS06013	181.96

fernox.com

## Filter Fluid+ Protector

An innovative inhibitor and dispersant package that detects and delivers sludge and debris to any system filter.

- Protects the system against corrosion and scale formation
- Increases the effectiveness of any filter
- Maximises the ongoing cleaning process by delivering any remaining system debris to a filter



SIZE	STOCK NO	EACH
10oz . . . . .	F62310	59.48
5 Gallon . . . . .	F62225	492.99

## Safe Liquid Boiler Stop Leak

Effective in all systems, but is specially formulated for systems with submerged coils & sensitive control devices.



SIZE	STOCK NO	EACH
Quart . . . . .	QTBSTLE	22.48

## Flip Stick Soot Destroyer Toss-in pack

- For clean, easy, effective soot removal.
- No mixing, measuring, spraying.
- No package to open.
- Flip the stick into the hot chamber or firebox.
- Flip-Stick removes costly fuel consuming deposits of soot and carbon.
- For oil, gas, coal, coke, and wood heating units.
- Non-explosive.



SIZE	STOCK NO	EACH
4 oz . . . . .	4OZSODE	7.01

## Squick

Guaranteed to stop steam boiler surge instantly. Squick floats on the surface of the boiler water absorbing impurities, and at the same time releasing an effective oxygen scavenger, protecting the boiler from corrosion.



SIZE	STOCK NO	EACH
1 - 5oz. can per 100MBH		
5 oz. . . . .	5OZSQCL	22.48

## Rust-Raider

Protects entire system. Rust-Raider turns boiler water blue. If water changes to any other color, add Rust-Raider until water is blue and SAFE again.



SIZE	STOCK NO	EACH
Quart . . . . .	QTRURA	12.85

## Axiom Cleaners

DESCRIPTION	STOCK NO	PRICE
2-Part, Aluminum Boiler Combustion Side Cleaner . . . . .	AXCF9AL	184.39
Combustion Side Cleaner for Condensing Heat Exchangers . . . . .	AXF9FSTEEL	102.75



## Hydronic Formula #5

- Frees and lubricates zone and radiator valves
- Protects pump parts & removes insulating sludge deposits.
- #5 will prevent further clogging of valves and submerged coils.



SIZE	STOCK NO	EACH
Quart . . . . .	QTHYFO	22.48

## pH Calibration Fluid

DESCRIPTION	STOCK NO	EACH
pH10 . . . . .	HI7010	51.56



## Inhibitor Boost

For raising pH levels. No. 18-470

TOCK NO	EACH
ANFRINBO . . . . .	29.14



## Anti-Freeze Test Strips

For testing pH & anti-freeze levels. No. 18-460

STOCK NO	EACH
ANFRTEST . . . . .	26.71



## pH Test Papers For GB Boiler Series

STOCK NO	EACH
94 . . . . .	14.99



# Boiler and Furnace Chemicals <sup>(40)</sup>

rhomarwater.com

fernox.com

## Portable Glycol Refractometer

Fastest and easiest method for ensuring accurate ethylene and propylene glycol levels.



DESCRIPTION	STOCK NO	EACH
2° Resolve	RF40	286.91

## Digital pH Tester

DESCRIPTION	STOCK NO	EACH
pH Tester	HI98127	256.92



## pH Boost/pH Down

Water treatment compound for raising or lowering pH of water and glycol fluids.



STOCK NO	EACH
PHBOOST	55.55
PHDOWN	109.37

## BoilerGard™ 1202

A high performance, non-toxic corrosion and scale control additive for water and glycol/water fluids



STOCK NO	EACH
BOILERGARD1202	84.83

## Pro-Tek 922

Corrosion Inhibitor Treatment for Aluminum, Stainless Steel & Multi-Metal Closed Loop Systems. Safe on PEX and Onix tubing. Helps control system pH. Environmentally friendly.



SIZE	STOCK NO	EACH
1 Gallon	922	112.22

## Hydro-Solv 9100™

Hydronic system cleaner for closed loop heating and cooling systems. Cleans metal, flux, cutting oil, rust and dirt. Removes Scale and corrosion. Biodegradable and environmentally friendly



SIZE	STOCK NO	EACH
1 Gallon	9100	89.35

## Boiler Chemical Treatment Kit

Formulated to clean and protect residential & small commercial hydronic heating systems.

### Kit 83287 Includes:

- Hydro-Solv™ 9100 Cleaner
- PRO-TEK® 922 Inhibitor
- pH Test Strips
- PRO-TEK® Test Strips



STOCK NO	EACH
BCTK	98.22

## Skale-X™ Descaling Kit

Safe to Handle, Environmentally Friendly and Biodegradable.

- 2 - 5' Hoses
- 1 - 5 Gallon Pail
- 1 - Instruction Card
- 2 - 32oz Bottles of Skale-X™ Descaler
- 1 - 1/6 HP 1300 GPH Submersible Pump



DESCRIPTION	STOCK NO	EACH
Complete Kit	SKKIT	259.67
Gallon refill	SKALEX	47.39

## RhoGard™ Ultra

Aluminum and Stainless Steel safe multi-metal antifreeze and heat transfer fluid specially blended with VIRGIN PROPYLENE GLYCOL, industrial corrosion inhibitors and performance additives.



SIZE	STOCK NO	EACH
5 Gal.	RHOGARDULTRA	342.53
55 Gal.	RHOGARDULTRA55	3486.88

FREEZE AND BURST PROTECTION CHART		
RhoGard™ Ultra	Freeze Point	Burst Protection
70 %	< -60 °F	-100 °F
60 %	-48 °F	-100 °F
50 %	-21 °F	-75 °F
40%	-3 °F	-60 °F
35%	+5 °F	-30 °F
30%	+10 °F	-10 °F
25%	+15 °F	+3 °F
20%	+19 °F	+14 °F

## EnviroGard™ Ultra & Ultra HD

Non-Toxic Antifreeze • NOT Aluminum Safe (Protects Cast Iron, Copper, Steel and Brass)

### Ultra HD:

Ultra Concentrated, can be diluted on-site with distilled or D.I. water

### Approved for Ground Source Applications

SIZE	STOCK NO	EACH
5 Gal HD.	ENVIROGARDHD	349.26
5 Gal.	ENVIROGARDULTRA5	342.00
55 Gal.	ENVIROGARDULTRA55	3480.98



## Fernox Central Heating



DESCRIPTION	STOCK NO	EACH
<b>Protector F1 Express</b>		
F1 • 400ml	F62436	56.71
<b>Heating Cleaner F3 Express</b>		
F3 • 400ml	F62437	56.73
<b>Leak Sealer F4 Express</b>		
F4 • 400ml	F62438	57.62

## Boiler Express Commissioning Kit

- Maintain the design spec. and energy efficiency
- Restore energy efficiency
- Inhibit the formation of scale and sludge
- Minimize corrosion of system metals
- Express format for easy use



STOCK NO	EACH
F62089	101.09

## Straight Barb Adapter

SIZE	STOCK NO	EACH
3/4" FHT x 1/4" Barb	SC938	4.79



## Water Test Kit

- On-site analysis of central heating system water
- Simple charts for measuring concentrations
- Tests major parameters affecting water quality



STOCK NO	EACH
T57878	311.33

## Antifreeze Protector Alpha-11

- Renders water non-corrosive to steel, cast iron, copper, brass and aluminum
- Combined antifreeze and Protector
- Prevents lime scale build-up
- Compatible with all metals and materials commonly used in heating systems
- Maintains efficiency so extending system life
- Non-toxic, environmentally friendly



SIZE	STOCK NO	EACH
5 Gallon	F155738005	267.00
55 Gallon	F155738055	2806.04

## DS40 Descaler and System Cleaner

- Removes limescale, sludge and other deposits
- Multi-purpose descaler and cleaner
- Restores circulation and improves heating efficiency where scale build-up is present
- Free-flowing powder with red color indicator
- Neutralizer packets included in each box



SIZE	STOCK NO	EACH
4.19lbs	F61102	94.82

# Drain and Septic System Chemicals <sup>(18)</sup>

blackswanmfg.com

thrifmarketing.com

oatey.com

## Zap Drain Pipe Opener

A powerful sulfuric acid. This product is ideal for dissolving organic matter, melting heavy grease deposits, and opening clogged drains.

**RECOMMENDED FOR EXPERIENCED MAINTENANCE PERSONNEL**



SIZE	STOCK NO	EACH
Quart	BS9020	10.13

## Nyco "Calci-Solve"

Eats out rust and mineral deposits. Forms a protective coating on pipes, drains, and equipment while acid action does the work. Quickly dissolves the heaviest rust and mineral scale deposits in cooling towers, air conditioning, heating and all types of heat exchange equipment.



SIZE	STOCK NO	EACH
Quart	NC413424	25.32

(24)

## Liquid Drain

1 quart commercial strength, non-acid, and non-flammable drain opener. Liquid Drain's penetrating surfactant foaming action lifts and pushes contaminants off to rapidly clear drain, sewer, or waste lines in 15-30 minutes.

STOCK NO	EACH
RE80391	23.13



## Thrift Cleaner

- Non-acid formula, hot water activated.
- For use on small drains, grease traps, septic systems, root control.
- Will not harm fine fixtures, chrome trim, plastic or metal pipes.

SIZE	STOCK NO	EACH
1lb	1LBTHDRCL	12.14
2lb	2LBTHDRCL	22.95
6lb	6LBTHDRCL	67.43



## Super Pro

Liquid Thrift Drain Cleaner

SIZE	STOCK NO	EACH
Quart	QTTHDCL	20.57



## Bio-Clean

SIZE	STOCK NO	EACH
2lb	BIOCLEAN	23.93

statewidesupply.com



## Bowl & Porcelain Cleaner

Less Swab

SIZE	STOCK NO	EACH
Quart	BS3105	6.21



## Sizzle Bowl Cleaner

Effectively removes lime, rust, scale, concrete, hard mineral deposits, insoluble salts from water systems, waste lines, humidifiers, heating, processing, air conditioning equipment.

SIZE	STOCK NO	EACH
Quart	QTSIBOCL	27.16



## Glug

### Crystal Drain Opener

Non-acid crystals. NOT for use in toilets.

SIZE	STOCK NO	EACH
1 lb	1LBGLUG	14.76
20 oz	20OZGLUG	19.86
6 lb	6LBGLUG	78.00



## Clenit™ Pump & Pit Cleaner

- Removes iron ochre, the red slime buildup, from your sump system and pit
- Helps to keep your pump and pit healthy
- Great solution for periodic pit maintenance

SIZE	STOCK NO	EACH
7 lb of Clenit Powder	GCL7	73.44