



DOORWAY TO QUALITY

GOODIN COMPANY

Wholesalers

Plumbing • HVAC • Pipe • Valves
Fittings • Water Well • Industrial Supplies

www.goodinco.com

Minneapolis • St. Paul • Duluth • Detroit Lakes
St. Cloud • Brainerd • Rochester
Sioux Falls • Fargo • Omaha
Eau Claire • Wausau • Milwaukee • Madison • Green Bay

Printed May 2024

©2000

Branch Locations

Minneapolis

2700 N 2nd Street
Minneapolis, MN 55411

(612) 588-7811



CEO	Joel Skagerberg	Warehouse Manager.....	Monte Swanson
President.....	Jamie Delander	Shipping	Jeff Cain
Vice President.....	Zac Skagerberg	City Desk	Carl Larson
Vice President IT.....	Tim Skagerberg	Customer Service	Nate Dubay
Chairman of the Board/Exec. Vice President .	Greg Skagerberg		Rebekah Leppanen
CFO/Treasurer	Mike Grunklee		Donald Pahl
Credit Manager	Amie Morcilio		Peter Perrault
Branch Manager	Larry Johnson	Water Heaters	Zach Richards
Director of Sales	Shawn Donovan	Boilers	John Bruning
Sales Managers	Chad Klein	Heating	Brian Lewis
	David Overby		Mike Rasmusson
	Brad Pohlman		Bill Rauch
	Greg Servais		Mike Rowe
	Lauren Bylsma		Peter Smith
HVAC Sales Manager	Cedric Thompson		Cedric Thompson
Heating Department Manager.....	Mike Rowe		Jim Valentine
Asst. Heating Department Manager	Domonic Marzitelli	Heating Quotations	Angel
Hydronics and Water Heater Manager	Al Seebeck	HVAC Technical Service Advisor	Terry Spence
Polymer Piping Systems Product Manager... .	Gordy McKay	Industrial	Jason Benge
Pump and Water Treatment Manager	Nathan Schmidt	Pump & Well	Gordy McKay
PVF Industrial Manager.....	Mike Broadway		Ken Koehn
Director of Operations & Inventory Control ...	Mitch Huus	Plumbing Commercial Quotations .. Manager	Jesse Garland
Inventory Control.....	Tom Clark		Steve Carey
	Amanda Donovan		Philip Carroll
Marketing and L&D Manager	Mel Hart		Cedric Doumassy
Website/Graphics Department	Al Skagerberg		Liz Drumheller
Catalog.....			Lesley Gallagher
			Matt Schularick

St. Paul

285 Como Avenue
St. Paul, MN 55103

(651) 489-8831



Branch Manager	Blake Griffin	Customer Service:	Joel Ballin
Asst. Branch Manger	Adam Ellingson		Craig Herrmann
City Desk	Diego Villa		Timothy OBrien
	Brandon Flesher		Blake Griffin
	Tim Becker		Dan Reese
			Jean Faust
			Josh Murray
			Melissa Simon

Branch Locations



Duluth
 4524 Venture Circle
 Duluth, MN 55811
(218) 727-6670

Branch Manager	Loren Mesedahl	Customer Service	Riley Anderson
Asst. Branch Manager	Ed Mudgett		Tom Donnellan
Warehouse Foreman	Matt Stone		Loren Mesedahl Jr.
City Desk	Nick Paulson		Shana Mertes
	Ed Mudgett		Brad Fox
	Ron Anderson		Mikkaela Mesedahl
	Rick Wassenaar		Michelle Timonen
		Heating	
		Showroom	



Detroit Lakes
 620 Davis Avenue
 Detroit Lakes, MN 56501
(218) 847-9211

Branch Manager	Rich Johnston	Customer Service	Kelly Fingalson
City Desk	Steve Schmidt		Amanda Hasbrouck
			Kevin Johnson
			Nick Salquist
		Heating	Tony Larson



St. Cloud
 5205 Foundry Circle
 St. Cloud, MN 56303
(320) 259-6086

Branch Manager	Tim Wilcox	Customer Service:	Nathan Erdman
Assistant Branch Manager	Jeff Taufen		Kevin Feneis
Returns	Scott Knoll		Dave Lieser
City Desk	Joshua Lubrecht		Ralph Moscho
	John Kosiba		Joe Orcutt
	Justin Schneider		Kathy Phenow
			Jason Van Dyke
			Randy Wachman
		Showroom	Joanie Carlin

Branch Locations



Brainerd

902 Thiesse Drive
Brainerd, MN 56401
(218) 828-4242

Branch Manager	Randy Schultz	City Desk	Tim Davis
Asst. Branch Manager	Tim Davis		Rudy Egberts
Warehouse Foreman	Jeff Trouten		Kayla Lein
Geothermal Manager	Kent Schwen	City Desk/Customer Service	Chad Rateike
			Zach Ziegler
			Dave Talamantez
		Showroom	Rhonda Strand

Sioux Falls

2905 North 4th Avenue
Sioux Falls, SD 57104
(605) 332-3444



Branch Manager	Brandon Kruse	Customer Service	Chuck Augspurger
Asst. Branch Manager	Chuck Augspurger		Tom Neeley
City Desk	Joe Bylsma		Johnathan Schultz
	Phil Knudson		Ryan Schuster
	Brandon Navarro		Bryce Trumbull
Customer Service	Stacia Engler Heating	Brandon Kruse
Showroom	 HVAC Technical Advisor	James Smith

Fargo

1251 North 46th Street
Fargo, ND 58102
(701) 298-3210



Branch Manager	Bruce Oelfke	Customer Service	Joe Mocol
Asst. Branch Manager	Philip Thomson		Rick Myhra
Showroom	Sandra Quittschreiber		Mark Nicolai
	Ashley Tupa		Gage Salquist
City Desk	Amberly Bushaw		Charles Thompson
	Jason Mayse		Ashley Tupa
	Tanner Oliver		Chris Vezner
Customer Service	Anna Anderson	Customer Service Heating	Tara Wochnick
	Mike DeMinck		Philip Thomson
	Sidney Leinen		Travis VanHal
	Justin Massie		

Branch Locations



Rochester
 3347 NW 19th Street
 Rochester, MN 55901
(507) 529-1284

Branch Manager	Tim Bestgen	Customer Service	Brett Alderman
City Desk	Isaac Bendix		Todd Erickson
	Cody Bigalk	Heating, Plumbing	Doug Wieck
	Bric Barger	Showroom	Shelly Shade



Eau Claire
 3542 Hogarth Street
 Eau Claire, WI 54703
(715) 830-1800

Branch Manager	Brian Ashland	Customer Service	Plumbing	Michelle Jarvis
Asst. Branch Manager	Matt Stone			Jamie Paape
City Desk	Mark Whitley			Natalie Ramsdell
			Heating	Harrison Kruschke
				Mark Stern



Omaha
 8820 S 117th Street
 La Vista, NE 68128
(402) 331-6813

Branch Manager	Paul Gargarella	Customer Service	Justin Black
City Desk	Grace Halverson		Rachael Kruse
	Jaden Haugen	Heating	Paul Gargarella
Shipping	Aaron Kruse		

Branch Locations

Wausau

2003 County Highway U
Wausau, WI 54401

(715) 675-2513



Branch Manager	Aaron Wallin	Customer Service	Ruby Thoma
Customer Service	Brandon Fisher		RJ Weaver
	Michael Havlovick		Nick Butterfield
		Heating	Gary Anderle

Milwaukee

2200 East College Avenue
Cudahy, WI 53110

(262) 781-1770



Branch Manager	Chris Czaplewski	Customer Service	Mark Miller
Customer Service	Brian Lynch	Heating	Darren Haslbeck

Madison

2067 S Stoughton Road
Madison, WI 53716

(608) 663-0331



Branch Manager	Adam Bazan	Customer Service	Keith Schleif
Customer Service	Beverly Ferguson		
	Bob Nuoffer		

Green Bay

2050 South Ashland Avenue
Green Bay, WI 54304

(920) 884-9494



Branch Manager	John Joseph	Customer Service	Richard Martin
			Kevin Seeling



The use of this catalog is subject to the following terms and conditions

Notice:

Possession of this price book and catalog does not constitute an offer to sell any of the items shown herein. Many items, including but not limited to water heaters, furnaces, boilers, and air conditioning equipment can be properly installed only by qualified contractors who possess the proper state and local licenses and can obtain the appropriate permits from local government authorities. Goodin Company sells such items only through authorized dealers and qualified licensed contractors who have been properly trained in the installation and service of the equipment. Manufacturer warranties on the equipment may be voided if the equipment is altered or tampered with in any way.

Prices:

Prices shown are F.O.B. our warehouses in Minneapolis, St. Paul, Duluth, St. Cloud, Detroit Lakes, Brainerd, Rochester, Minnesota, in Fargo, North Dakota, in Sioux Falls, South Dakota and Eau Claire, Wisconsin unless otherwise indicated. Prices are not guaranteed and are subject to change without notice. Price prevailing at time of shipment will apply.

Specifications:

The specifications and other technical data of the products contained herein are based on information furnished by the product manufacturer. Such information is subject to clerical error and subject to change without notice. It is, therefore, presented as a convenience for estimating purposes only. When design, weights or dimensions are critical, please request up-to-date information and certified prints.

Guarantees:

Goodin Company makes no warranties, expressed or implied, with respect to the material it sells. The only warranties on the material sold by Goodin Company are those of the manufacturer.

Installation instructions:

Any installation instructions contained herein are those of the manufacturer and may not be current. All installations must comply with appropriate local and national codes. Read and follow all instructions provided in the manufacturer's installation guide.

Terms:

Open account terms are extended to customers who have made satisfactory arrangements with our credit department. Orders from customers who do not arrange for open account shipments will be shipped C.O.D. Our terms are 2% 10th prox net 30 days unless otherwise quoted. Cash discount will not be allowed unless all previous invoices have been paid in full. Interest at the maximum rate permitted by law will be charged on all past due accounts.

Shipping:

We reserve the right to determine the method of shipment unless otherwise agreed upon in advance. Unless otherwise quoted all items are F.O.B. warehouse with freight allowance on orders of \$300.00 or more of stock material being shipped to one destination within our normal delivery area. Our responsibility ceases when the material is delivered in good order and condition to the carrier.

Cancellation of Orders:

The cancellation of an order for merchandise not normally stocked by Goodin Company will not be accepted by Goodin Company until acknowledged and accepted by the manufacturer from whom the item was ordered; and such cancellation, if accepted, will be subject to such terms and conditions, including cancellation charges, as may be imposed by the manufacturer of the product involved.

Returned Goods:

Goodin Company reserves the right to reject any merchandise returned to our warehouses without prior approval. To be accepted by us, the merchandise must be from our regular stock and unused, clean and resalable. The return of special non-stock items or substantial quantities of stock items, must be approved by us in advance. A handling charge shall be such as imposed by the manufacturer. Unless the return of the merchandise is occasioned by our error, it must be returned F.O.B. our warehouse. We make every effort to handle return merchandise promptly and correctly. To assist in the expeditious handling of your returns, please call your sales representative or our order service department at any location to have them enter a return order acknowledgment, referencing the invoice on which you purchased the merchandise from us and specify in some detail the reason to which the merchandise is being returned. They will fax or mail you a copy of the Return Merchandise Acknowledgment to be returned with the merchandise. Unless defective, merchandise which has been used or installed will not be accepted for credit.

Table of Contents

Plumbing	Plumbing 100 – 500
Heating	Heating 600 – 900
P.V.F.	Pipe, Valves, Fittings, Hangers..... 1000 – 1500
WELL	Pumps & Well Supplies 1600 – 1700
W.W.	Water Works 1800
T&S	Tools & Specialties 1900

PAGE

A

A.O. Smith	
Water Heaters.....	503-511
Water Treatment Softening.....	521
ABS	
Cement & Cleaner.....	1203
Pipe & Fittings.....	1201-1203
Acetylene torch & tanks	1925-1926
Acid, Brushes	1109
Acrylic finished fixtures	102,112
Act-O-Matic showerhead	411
Adapters	
ABS.....	1202
Centrotherm.....	801
Compression.....	1110-1111,1120
Copper.....	1105,1110-1111,1114
Flare.....	1119
Insert.....	1222-1223
Pitless well.....	1612-1613
PVC.....	1207
Access panels	228,826
Actuators, Valve	1413
Adhesive	
Insulation.....	822,828,939
Pipe Covering.....	939,940
Spray.....	828
Aerators	415
Air-to-air heat exchanger	635-637
Air	
Charger-tank drain.....	923
Chillers.....	633
Cleaners.....	636-642
Cocks.....	1417
Control Fittings.....	923
Duct fittings.....	819-820
Duct, flexible.....	821
Duct, Southwark.....	809-818
Duct, PVC.....	819
Eliminator.....	926
Filters.....	636-642
Gaps.....	415,418
Handlers.....	609-610
Pads.....	647
Purger.....	923
Purifiers.....	641
Valves	
Radiator.....	931
Well.....	1611
Vents.....	926,930
Air conditioners	
Century.....	620
Rooftops.....	611-612
Ruud.....	606
Unico.....	633
Air duct	
Fittings & PVC.....	819-820
Southwark.....	809-818
Air Flow switch	652
Air release valve	1618
Air volume control	1618
Alarm switches	1706,1712
Aluminum	
Duct Tape.....	828
Flue liner.....	809
Levels.....	1909
Pilot tubing.....	906
Pipe.....	809
Pipe wrenches.....	1901
Rules.....	1901
Sheets.....	811
American Standard	
Brass.....	301-303,305,307-309,356
All Purpose sink.....	207
Fixtures.....	101,112,201-208
Lavatories.....	205-206
Sinks.....	207
Toilets.....	201-204
Toilet seats.....	217-218
Tubs.....	101
Urinals.....	208
Whirlpools.....	112
Ametek, Valve boxes	1624
Ameribath Whirlpools	109

Anchors	1511
Anchor kits	1511
Anti-freeze, hydronic	1933
Apollo valves	420-421,913,925,1116,1410
Aquatic Tub & Showers	104
Arbor, hole saw	1910
Area drains	1312-1317
Armaflex pipe covering	939
Asco solenoid valves	1416
Aspen coils	607,621
Auger bits	1910
Augers, Closet	1920,1924
Automatic plumbing vent	415
Aviation snips	1909
A.W.W.A. valves	1803
Axiom products	711,722,933,1932

B

B&G	
Circulator pump parts.....	916
Circulator pumps.....	916
Parts.....	918
Babbitt Adjustable sprocket & rims	1415
Backflow preventers and repair kits	417-421
Backing rings	1237
Backwater valves	1312,1315
Balancing valves	1048
Fittings.....	931
Ball Valves & Access	1116,1408-1412,1417
Ballcocks	413
Balls	
Tank.....	413,414
Test.....	1306
Barotherm Gold grout	1616
Barrel faucets	1417
Bars	
Grab.....	412
Towel.....	412
Basco tub and shower doors	110
Baseboard	
Governale.....	717
Slant/Fin.....	714-715
Basin	
Nut.....	409
Sump.....	1710-1711
Tailpiece.....	408
Wrench.....	1901
Basket Strainers	410
Bassett Brackets	817
Bath	
Drains.....	108,109
Tubs, Americast.....	101
Tubs, fiberglass.....	101,104,107
Wastes.....	108,109
Bathing Modules	101-104,109,112
Bathroom accessories	302,314,321,412
Batteries, "AA" & "D" Sizes	1917
Battery back-up sump pumps	1709
Bearing assembly, B&G	916
Beckett	
Oil burner.....	653
Bell & Gossett	
Hydronic Accessories.....	914-916,924-926
Bell trap drain	1310
Benders, tube	1905,1923
Bentonite	1616
Bio-Clean	1934
Bits, drill	1908,1910
Black	
Malleable fittings.....	1006-1014
Nipples.....	1017-1020
Pipe chimney.....	810
Pipe (steel).....	1001,1002
Blades	
Chop saw.....	1911
Electric saw.....	1907,1911-1912
Hacksaw.....	1902,1911
Sawsall.....	1907,1911-1912
Blind	
Flanges, cast iron.....	1028
Flanges, steel.....	1038
Blower coils & cabinets	621

Blue Angel pumps	1604,1709
Bob float valves	931
Boiler	
Cleaners.....	1932-1933
Controls.....	908-912
Drain.....	1417
Feeders, McDonnell Miller.....	928,929
Fittings.....	923-925
Tube brushes.....	714
Boilers	
Bosch.....	706
Buderus.....	708
Electric.....	718
Gas.....	701,703-709
IBC.....	704-706
Laars.....	704,709
Lochinvar.....	703-704
Navien.....	706
Oil fired.....	702,708,712
Utica.....	701
Bolt	
Anchors.....	1511
Gaskets.....	416
Bolts	
Closet.....	414
Lag.....	1504
Stove.....	1512
Stud.....	1040
Toggle.....	1511
Booster pumps	914-916
Bosch Gas boilers	706
Geothermal Heat Pumps.....	726
Bowl	
Closet.....	201-204,209-214
Cleaner.....	1934
Wax ring.....	414
Boxes	
Service.....	1804
Tub.....	228
Valve.....	1803
Brackets	
A/C Brackets.....	627,629
Bassett.....	817
Pipe.....	817,1502-1510
Dyna-Tite.....	822
Bradley Washfountain & shower repair parts	358
Brady air volume controls	1618
Brass	
Fittings.....	1119-1123,1209-1211
Nipples.....	1122,1123
Pipe.....	409,1121
Plug.....	1122
Valves.....	1611
Brasscraft supplies	401-404
Braxton fittings	333
Broan exhaust fans	643-644
Brush	
Acid.....	1109
Can cap with dobber.....	1231
Copper tube.....	1108
Dope.....	1917
Fitting.....	1108
Wire.....	1917
Bubblers	225,339
Buderus Boilers	707-708
Bushing, duplex	654
Bushings	
Brass, countersunk.....	1122
Face & Hex steel.....	1011,1012
Plastic PVC.....	1225,1228
Steel, screwed.....	1011,1012
Butterfly Valves	1406-1407,1409,1411
C	
Cabinets, shower	103,104,106
Cable	
Heat.....	1623
Submersible pump.....	1614
Cable ties	647
Cage Units "steam trap"	933
Calci-solve	1934
Canvas connectors	823

Caps	
Brass.....	1122,1123
Chimney.....	804,806,810
Drive.....	1619
Fill.....	654
PVC /CPVC.....	1208,1219-1220,1225,1228
Roof.....	1307
Stainless Steel.....	1124-1125,1127-1130
Steel.....	1012
Wall & roof.....	644
Well.....	1619
Cap screws	1040
Carbon Monoxide Detector	905
Carriers, closet	1317
Cartridge	
Fuel filter.....	654
Water filter.....	521-522
Cast iron	
Baseboard.....	717
Fittings.....	1026-1027
Lavs (Americast).....	205
Pipe.....	1301
Radiators.....	717
Sinks (Americast).....	207
Sink.....	207
Soil pipe fittings.....	1304-1305
Tubs (Americast).....	101
Caulk	1929-1930
Caulking gun	1909
Cement	
ABS.....	1203
CPVC.....	1219,1231
Furnace.....	1932
Insulating.....	939
PVC.....	1231
Roof.....	1929
Central Vac Fittings	645
Centrifugal Pumps	1604
Centrotherm Venting Systems	801-802
Century HVAC Systems	616-622
Cesspool Cleaner	1934
Cesspools bell trap	1310
Chain	
Vice.....	1902
Wrenches.....	1901
Chambers, combustion	654
Check Valves	
Bronze.....	1404,1411
Grooved.....	1047
Iron body.....	1406, 1411
Well.....	1616
Chemical drainage pipe & fittings	1232-1234
Chemicals	1616,1918,1932-1934
Cherne	1303,1621
Chicago Faucet	334-347
Chimney flue liner	
Aluminum.....	809
Flex Kits.....	802
Flexi-Liner.....	807
Chimney Metalbestos	803-807
Chisels	1904
Chlorine tablets	1616
Chrome Nipples	1123
Chuck, Drill screw	1908
Circular saws	1912
Circulating pumps	914-920
Clamps	
Beam.....	1504
Pipe.....	801,1501-1510
Repair.....	1310-1311
Riser.....	1505
Stainless Steel.....	1223
Claw hammers	1909
Cleaner	
Air.....	638-642
Boiler.....	1933-1934
Closet bowl.....	1934
Drain pipe.....	1934
Fiberglass or Hand Towels.....	1918
PVC pipe.....	1231
Septic tank.....	1934

Cleanout	
Adapters.....	1203,1206
Covers.....	1307
Plugs.....	1208,1306-1307
Tees.....	1205,1307
Clevis hangers	1506
Closet	
Augers.....	1920,1924
Bolt combination.....	414
Bowl cleaner.....	1934
Bowls.....	201-204,209-214,216
Carriers.....	1315,1317
Collars.....	1203,1206,1207,1303,1310
Repairs.....	204,350-354,355,413-414
Rings.....	414
Screw combination.....	414
Seats.....	216-218
Spud.....	414
Supplies.....	401
Tank floats.....	414
Tanks.....	201-204,209-212,216
Washers.....	416
Closets combinations	201-203,209-212, 214
Cocks	
Air.....	1417
Drain.....	1417
Gas & steam.....	1410,1417
Gauge.....	934
Sill.....	1417,1419-1420
Cold Air Drops	814
Combustion	
Chambers.....	654
Chamber mortar.....	654
Commercial Water Heater	509-513
Compound, pipe joint	1931
Compression	
Fittings.....	1110-1111,1120
Tanks.....	923
Concrete slabs	713
Condensate pumps	625,627,652
Condensate traps	652
Condensing units	606,613,620
Connectors	
Disposal/Dishwasher.....	415
Flexible.....	927
Gas Appliance.....	1024
Pitless.....	1612-1613
Continuos Waste	405-408
Control boxes, Franklin	1615
Controllers	
EWC.....	827
McDonnell-Miller.....	928-929
Sprinkler.....	1624
Temperature.....	909-911
Controls	
Air volume.....	1618
Boiler.....	908-912
Draft.....	651
Heating.....	908-912
Honeywell Home (Resideo).....	901-910,921
Hydronic.....	909-912
Snow Melting.....	912
Square D.....	1618
Tekmar.....	910-912
Zone valve.....	911
Conversion, burners, Oil	653
Coolers, water	226
Copper	
ARC Fittings, Boxes.....	1105
Drainage Fittings.....	1107
Fittings, grooved.....	1118
Fittings, flared.....	1119
Fittings, Press.....	1113-1117
Fittings, solder.....	1102-1105
Flaring tools.....	1905
Floats.....	931
Tubing & Refrigeration tubing.....	1101
Tubing cutter.....	1902-1903,1905,1907
Wells.....	910
CopperLoc	1111
Cord, extension	1917
Corporation stop	1803

Couplings	
Compression.....	1110-1111,1120
Dresser.....	1801
Drive, well.....	1619
Expansion.....	926
Fernco.....	1310
Flexible.....	926
Grooved.....	1043
No-Hub.....	1303
Rod.....	1504
Steel.....	1008,1029,1032
Screwed.....	1029
Thin wall turned.....	1619
Covers, faucet hole	415
Shoe.....	1917
CPVC pipe & fittings	1217-1220
Crankcase heater	654
Crimpers	
Sheetmetal.....	1906
Sprinkling.....	1625
Cup leathers	1619
Curb stops	1803
Curtain rods	411
Cutter wheels	1903
Cutters	
Pipe.....	1902
Tube.....	1212,1902-1903,1905,1922
Cutting, oil	1921
Cycle Stop	1613
Cylinders	
Propane, Mapp.....	1925
Well.....	1619

D

Dampers	816,817,825,827
Danfoss radiator valves	922
Deburrers	1208,1905
Deep well pumps	1601
Dehumidifiers	638
Delta Fittings and Accessories	312-321
Diablo saws and tools	1912-1915
Dial thermometers	937-938
DiaNorm Panel Radiators	711
Die heads & dies	1921
Dielectric unions	516
Diffusers	824-826
Disconnect Non-Fused 60A	653
Dishwasher	
Connector/Hose.....	415
Supply.....	405
Tailpiece.....	405,415
Dispenser, Hot water	223
Disposal	
Dishwasher connectors.....	415
Disposals, garbage	222-223
Disposer Kit	406
Diverter spout	320,321
Diverter valve	312
Door, tub & shower	110
Draft	
Controls.....	650
Diverter.....	810
Drain	
Cleaner.....	1933-1934
Cock.....	1417
Field products.....	1713
Fittings.....	1611
Flusher.....	1924
Drainage fittings	1201-1207
Drains	
Bath.....	108-109
Floor.....	1203,1207,1312-1317
Garage.....	1312-1317
Lavatory.....	334,415
Roof.....	1315-1317
Shower.....	107,1312-1317
Dresser couplings	1801
Drill	
Bits.....	1908,1910,1913
Power.....	1910
Screws.....	1512
Screw chuck.....	1908

	PAGE
Drilling fluids	1616
Drinking fountains	226
Drive	
Anchors.....	1511
Cap.....	1619,1621
Cleats.....	813
Couplings.....	1620
Points.....	1609
Shoes.....	1620
Straps.....	1504
Dryer box	816
Duct	
Adhesive.....	828
Board.....	823
Cable Loops.....	822
Cleats.....	811,822
Connector.....	823
Fittings, PVC.....	819-820
Flexible.....	821
Hanger.....	817,822
Heaters.....	635
Hole Cutter.....	1906
Knife/Slitting.....	1906
Mastic.....	822,823
Sealer.....	822
Southwark.....	812-818
Stretcher.....	1906
Tape.....	828
Ties.....	822
Wrap.....	822
Dunham-Bush traps	932
Duo-Cloz valve	227
Duostrainer	410
Duplex tank bushing	654
Dust Free Air Cleaners	640
DWV	
Fittings, ABS.....	1202-1203
Fittings, PVC.....	1204-1208
Pipe, ABS.....	1202
Pipe, PVC.....	1204

E

Easy Air grilles and fittings	826
Egg Crate Louvers	825
Ejector pumps	1701-1709
Electric	
Water heater elements.....	514-515
Water heaters.....	223,501-503
Electrical tape	1614
Electro boilers & duct furnaces	712
Elkay	
S.S. Sinks.....	219-221
Water Coolers.....	226
Embassy Bath Modules	104
Emergency Wash Units	358
Energy Recovery Ventilators	635-636
Evaporative coils	607,621
Everhot Barrier PEX Tubing	719
EvoPEX Tubing and Fittings	1217
EWC Controller & Dampers	827
Exhaust fans	643-644
Expansion	
Joints.....	927
Tanks & Supports.....	924
Thermal Expansion Tanks.....	511
Extension	
Pipe hangers.....	1504,1506
Tubes.....	408
Lights & cords.....	1917
Rulers, Tape Measures.....	1901,1909
Extractors, pipe	1916
Eye wash equipment	358

F

Fans, Ventilating, Broan	643-644
Ventilating, FanTech Radon.....	646
Fasteners, screws, hangers	1511-1512
Faucet	
Aerator.....	415
Freezeless.....	1419-1420
Hole cover.....	415

	PAGE
Faucet Repair	
American Standard.....	309
Bradley wash fountain.....	357
Chicago Faucet.....	344-347
Delta.....	320
Faucets	
American Standard.....	301-309
Braxton Shower.....	333
Chicago Faucet.....	334-347
Commercial.....	317,334-342,355-356
Delta.....	312-319
Gerber.....	311
Grohe.....	324-325
Kitchen sink.....	307-308,313,317-319
.....	329,335,342
Laundry.....	308,311,319,322,333,336
Lavatory.....	305,312,312-317,322,321-325,
.....	330,334,348,352-357
Moen.....	329-330
Pantry.....	313,319,336,338
Peerless.....	322
Sensor.....	317,334,348,354-356
Service sink.....	336
Sill.....	339
Symmons.....	348
TOTO.....	355
Tub & shower.....	301-303,310,
.....	312-315,322,320-324
Feeder cut-off combination	928
Feeders, water	928,929
Fernco Band Seals, End Caps, Donnuts,	
Couplings & Sewer Saddles.....	1310
Fernox Central Heating Products	1933
Fiberglass	
Bath Modules.....	102-104,107
Cleaners.....	1918
Pipe covers.....	940
Field venters & draft controls	650
Fieldpiece test instruments	1927-1928
Fill cap	654
Filter driers	647
Filters	
Air conditioners.....	642
Fuel.....	654
Furnace.....	642
Refrigeration.....	649
Super Filter Coat.....	642
Water.....	521-523
Fin-tube radiation	715
Fin Straightening Tool	1906
Fire Sealing systems	1930
Sprinklers.....	1626
First Co. First Pak Package Units	614
Fitting brush	1108
Fittings	
ARC Fittings.....	1105
ABS plastic.....	1202-1203
Brass.....	1119-1123,1211
Boxes.....	1105
Cast iron.....	1026-1027
Central Vac.....	645
Compression.....	1110-1111,1120
Copper	
Drainage.....	1107
ProPress.....	1106,1113-1116
Solder.....	1102-1105
CPVC.....	1217-1220
Crimp system.....	1217-1219
Dielectric waterway.....	1046
Dresser.....	1801
Duct, PVC.....	819,820
EvoPEX.....	1217
Flared tube.....	1119
Forged screwed.....	1029,1031
Grooved.....	1043-1047,1118
Insert.....	1222-1223
Malleable.....	1006-1014
Niron Fittings.....	1235-1237
No-Hub.....	1301-1303
Plastic DWV.....	1202-1203,1204-1208
Plastic	
Schedule 40.....	1224-1225
Schedule 80.....	1226-1229

	PAGE
PVC Pressure.....	1224-1229
ProPress copper.....	1113-1116
Propress Valves.....	1116
Push-Fit.....	524,1111
Rehau Everloc+ & F1960.....	1209-1211
Sewer.....	1208
SharkBite.....	1110,1217
Sheet metal.....	809-810,812-818
Socket weld.....	1032
Soil pipe.....	1301-1305
SpeedFit.....	1111
Stainless steel.....	1124-1132
Tylok.....	1131
Water service.....	1802-1803
Welding.....	1032-1036
Flame Blanket	1109
Flange	
B&G.....	916
Forged steel.....	1038
Gaskets.....	1041-1042
Grundfos.....	916
Grooved.....	1046
Malleable Floor.....	1010
PVC.....	1207
Roof.....	1309
Steel.....	1035-1040
Flared fitting, brass	1119
Flaring tools	1905
Flashing, roof	806,1309
Flashlights	1917
Flatplate heat exchangers	913
Flexible	
Connectors.....	927
Duct, air.....	821
Sharkbite Hoses.....	1110
Flexi-Liner chimney liner	808
Flexpipe	927
Float	
Closet.....	414
Switch.....	1617,1712
Thermostatic traps.....	932
Valves, "Bob".....	931
Flo-Control valves	925
FloMaster, Water Softeners	518
Floor	
Diffuser.....	824-825
Drain.....	1203,1207,1312-1317
Flange, ABS.....	1203
Flange, Cast iron.....	1303
Flange, PVC.....	1207
Grille.....	824-825
Sinks.....	224-225
Floor & ceiling plates	409
Flow switch	927
Flow-Aide kit	1933
Floe	
Dampers.....	816
Liner.....	809
Fluidmaster closet repair	413
Flush	
Lever.....	204,413
Valve Parts.....	352-356
Valves.....	204,337,350-351,353,355,356,413
Flux	
Tinning.....	1109
Solder.....	1108
Foam tape	647
Folding rules	1901
Food Service fittings	338
Foot valves	1617
Forged steel fittings	1030-1032
Fountains, drinking	226
Frames, hack saw	1902,1911
Framing, metal	1507
Franklin Controls & Motors	1615
Freezeless	
Connector.....	1621
Wall/Roof Faucets/Hydrants.....	1419-1420
Yard hydrants.....	1622
Friction rings (brass)	414
Fuel	
Filler.....	654
Oil accessories.....	653-654

	PAGE
Fujitsu Mini-Splits	624-626
Furnace	
Cement.....	1932
Filters.....	642
Humidifiers.....	638-640
Pipe & fittings.....	809-820
Furnaces	
Electro Duct.....	712
Gas, Century.....	616-619
Gas, Ruud.....	601-605
Geothermal.....	724-725
Lifebreath, clean Air.....	635-636
Fuses	647
Fusion bond pipe	1001
G	
Galvanized	
Duct, warm air.....	815
Fittings, malleable.....	1006-1014
Fittings, warm air.....	812-818
Nipples.....	1015, 1016
Pipe, steel.....	1001, 1002
Pipe, warm air.....	815
Sheet steel.....	811
Tanks.....	1610
Gap, Air	415
Garbage disposals	222-223
Garden	
Hose & gaskets.....	1625
Gas	
Boilers.....	701, 703-709
Burner controls.....	906
Chimney & fittings.....	803-806
Cocks.....	1410, 1417
Connectors.....	1022
Controllers.....	906
Fittings, Con-Stab.....	1221
Fittings, Propress.....	1116
Furnaces.....	601-605, 613, 616-619
Line labels.....	906
Pipe, Yellow.....	1221
Pressure regulator.....	907-908
Pressure test kit.....	907
Spillage sensing switch.....	650
Torch & accessories.....	1925-1926
Valves.....	1410, 1417
Water Heaters.....	503-513
Water heater controls.....	515
Gaskets	
Closet.....	416
Flange.....	1041
Gauge glass.....	934
Manhole, handhole.....	1041
Ring.....	1041
Rubber rings.....	416
Ty-Seal.....	1305
Gate valves	420, 1402, 1405, 1414, 1416
Gauge	
Cocks.....	934
Glass.....	934
Rods.....	934
Siphon.....	934
Gauges	
Hydraulic.....	936
Oil tank.....	662
Pressure & Temperature.....	723, 936-938
Pressure & vacuum.....	648, 936, 937
Water.....	934
Water level.....	936
Gel Gloss cleaner	1918
General Filters Humidifiers	639
General Wire Sewer cleaning equipment	1924
Geotextile fabric	1713
Geothermal	
Heating Systems.....	724-726
Tubing & Fittings.....	1235
Gerber	
Bath drains.....	109
Faucets & Tub/Shower.....	310-311
Fixtures.....	209-213
Globe fire sprinklers	1626
Globe valves	1403, 1405, 1406, 1412, 1414
Gloves	1917
Goldline drainage products	1713

Grab bars	412
Grease Interceptors	1320
Grille, warm air	824-825
Grohe	324-325
Grooved fittings	1043-1048, 1118, 1132
Ground joint waste conn.	409
Grundfos pumps	917-918
H	
HTH chlorine	1616
Hacksaw	1902, 1907, 1911
Hammer Arrestor	517
Hammers	1909
Hand	
Cleaner.....	357, 1918
Showers.....	313-315, 321, 324, 332, 348
Towels.....	1918
Handi-Plug	411
Hangers	
Duct.....	822
Pipe and tube.....	1501-1510
Vent-Fast.....	804
Heat cable	1623
Heat pump pad	647
Heat pumps	608, 610, 622, 624-629, 725-726
Heat recovery ventilator	609, 635-636
Heat shrink kit	1614
HeatStar unit heaters	630
Heat Exchangers	913
Heated Towel Racks	711
Heaters	
Baseboard.....	715-717
Bathroom.....	643
Crank Case - Freezgard.....	654
Electric water.....	223, 501-502
Gas water.....	501, 503-513
Hydronic.....	718
Kick space.....	718
Plenum.....	635
Unit.....	631, 718
Hercules Products	1918, 1929, 1931, 1934
Hex wrenches	1901
High water alarm	1712
Hilmor Tools	1904-1906
Hoffman Air Vents	930
Hole saws	1908, 1913
Honeywell Home (Resideo)	507, 901-910, 921
Honeywell Home Air Quality Products	638, 640
Honeywell/Braukmann heating components	913
Hooks	
Wire pipe.....	1503
Hose	
Bibb.....	1417
End cap.....	1626
Garden.....	1625
Nipples.....	1626
Refrigeration.....	1906
Washers.....	1625
Hospital fittings	340
Hot & cold pipe & fittings	1217-1220
Hot dams	1109
Hot water	
Coils.....	610
Dispenser.....	223
Heaters.....	501-517
Maker.....	710
Tank.....	712
Thermometers.....	938
Vents.....	717, 925
HTH Calcium chloride	1616
Humidifiers	638-640
Humidistat	638
Hunter sprinklers	1624
Hydrant tee	1222
Hydrants	
Freezeless wall.....	1419-1420
Freezeless yard.....	1621
Hydromatic pumps	1701-1704
Hydronic	
Accessories.....	923-926
Chemicals.....	1933-1934
Controls.....	909-912
Heater, kick space.....	718

	PAGE
I	
IBC Boilers, & Accessories	704-706
IBC Interstor, Indirect Water Heaters	708
Ice Maker Accessories	228
IPS cements & primers	1203, 1219, 1231
Immersion well	909
Impeller, B&G	917
Indirect Water Heaters	708-710
Inflammable waste traps	1316
Infrared heating systems	632-633
Ingot lead	1307
Insert, fittings	1222-1223
In-Sink-Erator	
Accessories.....	222-223
Disposals.....	222
Hot water dispensers.....	223
Insulated	
Fitting jacket.....	940
Flex Duct.....	821
Unions (dielectric).....	516
Insulation, pipe	939
Irrigation accessories	1624-1626
Irrigation pump	1604
Iron body valves	1405, 1406, 1411
J	
"J" bend	407
J-Hooks	1503
Jet pumps	1601-1603
John Guest Speedfit	524, 1111
Johni bolt	414
Johnson	
Drive Points.....	1609
K Packers.....	1609
Monitoring Well Screens.....	1620
Nu-Well.....	1616
Well Screens.....	1609
Joints, expansion	927
Joint sealer	1929-1931
Josam	
Carriers.....	1315
Drains.....	1315-1316
Hydrants.....	1420
K	
Key air valve	717
Kitchen sinks	207, 217-221
Knives	
Duct.....	1906
Replacement Blades.....	1909, 1911
Utility.....	1904, 1911
Kleen-Flo Lake strainer	1625
Knee Pads	1917
K-Packer	1609
"Kwik-Seal" tub & tile caulk	1929
L	
Laars Boilers	709
Commercial Water Heaters.....	512
Laboratory Fittings	341
Lag screw	1504
Lane Vent Fast	804
Laundry	
Faucets.....	309, 311, 319, 322, 333, 336
Tubs.....	224
Lav Guard	409
Lavatories	
Cast iron (Americast).....	205
China.....	205-206, 213-215
Lavatory	
Faucets.....	305, 312, 316-317, 325-325,
.....	330, 334, 348, 352, 355-356
Supplies.....	401, 402, 404
Traps.....	405, 406, 407
Lawler Mixing Valves	349
Lead	
Ingot.....	1307
Sheet.....	1309

	PAGE
Lead-Free joint sealer.....	1929
Leak Detection Kits.....	507,650
Leak locator.....	649
Leather	
Cup.....	1619
Valve.....	1619
Lenox well seals.....	1619
Lenox tools.....	1910-1912
LevelGuard	1704
Levels	1909
Liberty Pumps	1706-1707
Lifebreath Equipment.....	635-636
Lift wires.....	413
Light Bulb.....	1917
Light Stand LED "Trueview".....	1907
Line sets.....	607,621,627,629
Liquid	
Level switches.....	1712
Wrench.....	1918
Lochinvar	
Boilers.....	703-704
Water Heaters.....	512,710
Loose key air valves.....	717
Low water cut-off.....	928-929
Lubricant	801,1303
M	
Maass Pitless adapters.....	1613
Machine , sewer cleaning.....	1919-1920,1924
Macerating Toilet System.....	216
Malco	
Drill screws.....	1512
Tools.....	1908-1909
Malleable fittings.....	1006-1014
Manhole Cover, Monitoring.....	1621
Manifold	
Radiant Heating.....	719-720,722-723
Refrigerant.....	1906
Manometer , water.....	1303
Masonry drills.....	1910
Maxi-flo check valve.....	1412
Maxitrol Pressure regulators.....	907
McDonnell - Miller safety devices.....	928-929
MegaPress Viega.....	1003-1005, 1130
Merrill	
Tank floats.....	1618
Tank tees.....	1611
Metal framing systems.....	1507
Metalbestos pipe & fittings.....	803-807
Milwaukee Power Tools.....	1210,1215,1907
Milwaukee valves.....	1402-1409
Meter , water & tailpieces.....	1805
Midwest check valves.....	1617
Modular boilers.....	708-709
Moen	
Sink Fittings.....	329
Lavatory Fittings.....	330
Tub and Shower Fittings.....	331-332
Valves.....	332
Molasses gate valve.....	1417
Monitor	
Lift pumps.....	1604
Manhole.....	1620
Pitless Adapters.....	1612-1613
Monitoring well accessories.....	1620
Monoflo fittings.....	924
Moore, F.J. Roof flashing.....	1309
Mop Basin.....	224-225
Motor , blower.....	653
Motor , submersible pump.....	1615
Muds , drilling.....	1616
Mueller	
Water service products.....	1802-1803
Mustee products.....	106, 224
Myers pumps.....	1603

N

Nailing plates.....	1507
Needle valve.....	934
Neutralizers	711,713

Neo Angle	
Shower base.....	106
Shower doors.....	110
Shower module.....	103
Niagara closet combination.....	214
Nipples	
Chrome plated.....	1123
Hose.....	1626
PVC.....	1229
Rough brass.....	1122
Stainless Steel.....	1126,1128
Steel.....	1015-1020
Niron	
Electro fusion fittings.....	1239
Socket fusion pipe & fittings.....	1236-1238
Socket/Electro fusion tools.....	1240-1242
Northern Heat Pumps & Accessories	725
No-Hub soil pipe & fittings.....	1301-1303
Nokorode paste flux.....	1109
Nozzle ,	
Oil burner.....	653
Rainbird sprinkler.....	1624
Nut drivers.....	1904,1908
Nuts	
Hex.....	1040
Lock, malleable iron.....	1012
Nu-Calgon	649
NuTone Central Vac Fittings.....	645
Nu-Well	1616
Nyco "Calci-Solve"	1934
Nylon Fittings.....	1223

O

Oakum	1307
Oil	
Barrel faucet.....	1403
Boilers.....	702,708,712
Burner nozzles.....	653
Burners.....	653
Filters.....	654
Pump.....	653
Storage tanks.....	654
Tank gauges.....	654
Tank vent.....	654
Thread cutting.....	1921-1922
Oilers , Ridgid.....	1922
Olson Roof flashings.....	1309
Olsonite Toilet Seats.....	217-218
Opella Euro design strainer.....	410
Outlet Boxes	
Ice maker outlet box.....	228
Roof flashing.....	1309
Tub box.....	228
Washing machine outlet box.....	227
Orion chemical drainage system.....	1232-1233

P

P&R Drive Couplings	1620
Packer , well.....	1609,1612
Packing	
Sheet & Valve Stem.....	1041-1042
Paddle pumps.....	1604
Paint , PVC spray.....	819
Pan , Water heater.....	516
Panning	
Joist.....	813
Shower.....	1309
Pedestal lavatories.....	206,213
Peerless	322
Perforated hanger strapping.....	1502
Personal showers 301,302,310,312-315,323,324,348	
Pet cocks (air cocks).....	1417
Pete's plug.....	937
pH chemicals & test strips.....	1933
Phillips screwdriver.....	1904
Pietro Fiorentini Pressure regulators.....	908
Pilot tubing.....	906
Pipe	
ABS.....	1202
Air duct.....	815,818,819
Aluminum.....	809

Black steel.....	1001,1002
Blacktite	810
Brass	409
Bracket	817
CPVC pipe & fittings.....	1218-1220
Copper	1101
Covering	939-940
Cutters	1902-1907,1909,1911-1912
Dies	1921
Dope	1931
Extractors	1916
Furnace	810,812,815,818
Fusion bond.....	1001
Galvanized steel.....	1001
Galvanized warm air.....	815,818
Hangers	817,1502-1506-1510
Hooks	1502
Hot & cold (CPVC) pipe & fittings.....	1218-1220
Insulated	1204,1713
Insulation	939
Joint compound.....	1929-1931
Metalbestos	803,805,807
Niron , socket fusion.....	1235-1237
Orion , chemical.....	1232-1233
Plug (Red Plastic).....	1002
PVC	1204,1208,1224,1226
PVC air duct.....	819
PVC pressure.....	1224,1226
PVC sewer.....	1204
Polyethylene	1219
PP-RCT Pipe & Fittings.....	1235-1237
Red brass.....	1121
Repair (Emergency).....	1625
Sprinkler	1625
Southwark	809,810,815,818
Soil	1301,1304
Stainless steel.....	1124,1125,1127,1129
Steel	1001,1002
Strainers	934
Straps	817,1502
Supports	1507-1510
Threaders	1922-1923
Vises	1902
Well	1620
Wrenches	1901,1904,1916,1923
Yellow Gas.....	1221
PipeFast Stapler and staples.....	1510
Pitcher pumps.....	1604
Pitless adapter.....	1612-1613
Plastic	
ABS pipe & fittings.....	1202-1203
CPVC pipe & fittings.....	1218-1220
Pipe 1202,1204,1208,1218,1220,1221,1224,1226	
Polyethylene pipe.....	1221
PVC pipe & fittings.....	1204-1208,1224-1230
PVC sewer pipe.....	1204-1208
Seal.....	1929-1930
Tubing Cutters.....	1902-1903,1905,1907
Waste.....	405,406
Well casing.....	1620
Plenums	814
Plenum heater.....	634
Pliers	1904,1916
Plugs	
Cleanout.....	1203,1206,1208,1302,1305,1307
Locking well.....	1621
Malleable.....	1012
Red Plastic.....	1002
Soil.....	1305
Test.....	1306-1307,1806
Plumber's Hot Dam.....	1109
Putty.....	1929
Plunger	414
Pipe Inspection, SeeSnake micro™.....	1919
Point of use Water Heaters.....	501-502, 505
Points , well.....	1609
Poly sump pail.....	1710-1711
Polyethylene pipe.....	1221
Polymer drilling system.....	1616
Polypropylene	801-802,1232-1237
Power	
Drive.....	1922
Tools.....	1907
Venter.....	650-651

Pressure	
Controls, square D.....	1617
Gauge.....	723,937
Pipe.....	1224,1226
Reducing valves.....	925
Regulators.....	907-908
Relief valves.....	417,925
Snubber.....	937
Switch.....	1617
Tanks.....	1610
Pro-Fit Quick Connect Fittings	1117
Pro-Poxy	1929
ProPress copper fitting system.....	1113-1117
ProPress Valves.....	1116
Pro-Vent	415
Pump	
Cable & Control Boxes, Motors.....	1614
Controls, square D.....	1617
Cylinder.....	1618
Oil.....	653
Rods.....	1619
Stand.....	1610
Start kit relay.....	1625
Vacuum.....	648,1906
Pumps	
Battery back-up sump.....	1704,1709
Boiler.....	935
Booster.....	914-916,919-920,1604
Centrifugal.....	1603-1604
Condensation.....	634,652,935
Fuel.....	653
Hand.....	1604
Irrigation.....	1604
Jet.....	1601-1603
Paddle.....	1604
Pedestal.....	1704
Pitcher.....	1604
Recirculating.....	914, 917-920
Sewage.....	1702-1703,1705-1709
Sprinkling.....	1604
Submersible.....	1605-1607
Sump.....	1701-1709
Test.....	1306-1307
Purge valve	924
Putty	1929
PVC	
Cements & Primers.....	1231
Condensate tube & Ftgs.....	652
DWV pipe.....	1204
Fittings.....	1204-1208,1224-1230
Pressure.....	1224,1226
Washing machine box.....	227

Q

QM Drain Shower Drains	107
Quick-Foam	1616
QuickFitting Sharkbite/CopperLOC.....	1110-1111

R

Radiant heating	711,714-723
Radiation, baseboard	715,717
Radiator	
Traps.....	932
Valves.....	932-933
Radiators, cast iron	717
Radon Fans & Parts	646
Rags	1918
Rainbird sprinkling equipment.....	1624-1625
RauPex tubing and fittings.....	719-722,1209-1211
Rawl bolts & anchors.....	1511
Ray pressure snubbers.....	937
Reamers	1921
Receptors, shower	106
Reciprocating blades	1911-1912
Recirculating pumps	914,917-920
Rectorseal	1117,1910,1931
Red Brass pipe & fittings.....	1121-1122,1222
Red Flint Sand	1620
Reed cutters.....	1208,1903
Reemay geotextile fabric.....	1713
Refrigerant R-22, R-410A	648-649

Refrigeration	
Components/Tools.....	647-648,1906,1927
Hoses.....	1906
Oil.....	648-649
Press Fittings.....	1117
Registers	
Shoemaker.....	824-825
Regulators, temperature	935
Rehau	
Crimp fitting system.....	1217
Pex tubing & fittings.....	719-722,1209-1211
Power Tools & Kits.....	1211
Relays	906,909-910
Relief valves,	
Heating.....	924
Water heater.....	516
Well.....	1611
Rems power tool accessories.....	1923
Repair, faucets	
Bradley Washfountain & shower.....	357
Chicago Faucet.....	344-347
Delta.....	320
Sloan.....	352-354
Reznor	631,633,718
Rhomer Water	1933
Ridgid	
ProPress copper fitting Tools.....	1112
Tools.....	1901-1903,1919-1922
Viega MegaPress Jaws & Tools.....	1003
Ring, friction	416
Ring gaskets	1041
Rinse Quick head.....	415
Ritchie Engineering.....	648,907
Rivets	1512
Road fabric.....	1713
Robert Mfg. float valves.....	931
Rods	
Curtain.....	411
Hanger.....	1504
Pump.....	1619
Rod, coupling	1620
Roof	
Cement.....	1929
Drains.....	1315-1317
Flashings.....	802,1309
Roof top H & C units	611-612
Rough brass.....	1121-1122
Rubber gasket.....	416
Rules, measuring	1901,1909
Rusco Sediment Filter.....	524
Ruud	511,513,601-612,904

S

S-Traps	407
Saddle valve, self-tapping	640
Saddles	
PVC air duct.....	819,820
Safety valves.....	935
Safety Glasses	1917
Sairset bonding mortar.....	654
Samsung HVAC	627-629
Sand cloth.....	1108
Sanitary well seal.....	1619
Santeen bowl cleaner.....	1934
Saw blades.....	1911-1912
Saws, hand	1902,1911
Screens	
Lake.....	1625
Monitoring.....	1620
Vent.....	651,802
Well.....	1609
Screwdrivers	1904,1907,1908
Screws	
Cap.....	1040
Drill.....	1512
Sheet metal.....	1512
"Speedy".....	1512
Wood.....	1512
Seal	
Boiler.....	1933
Silicone.....	1929

Seamer, hand	1906
Seats, closet	216-218
Security Camera, Lyric C1 WiFi	901
SeeSnake micro™, Pipe Inspection	1919
Self-tapping saddle valve.....	640
Sensor, Faucet	317,334,352,355-356
Flush Valve.....	350-351,353,356
Septic	
tanks.....	1713
Treatment.....	1934
Vent cap.....	1619
Service	
Boxes.....	1804
Sinks.....	207
Sink Faucets.....	319,329,336,338
Wrenches.....	1904
Sewage	
Pumps.....	1702-1709
Tanks.....	1710-1711
Sewer	
Cleaner.....	1934
Cleaning equipment.....	1919-1920,1924
Fittings.....	1208
Pipe.....	1208
SharkBite Fittings, Pipe & Hoses.....	1110,1217
Sheet	
Lead.....	1309
Metal screws.....	1510
Metal fittings.....	809-810,812-818
Packing.....	1041
Panning.....	813
Sheet Metal	
Aluminum.....	811
Galvanized.....	811
Stainless steel.....	811
Tools.....	1906
Shoemaker registers and grilles.....	824-825
Shoe Covers	1917
Shower	
Arms.....	302,321
Bases.....	106
Cabinets.....	106
Curtain pins.....	411
Curtain rod.....	411
Drains.....	107
Doors.....	110
Economy.....	333
Fittings.....	301-303,310,312-315
.....	321,323-324,331-333,348
Floors.....	106
Hand.....	313-315,321,324,332,348
Heads.....	302,313,321
Mixing valves.....	301,303,310,312,323-324,332,349
Modules.....	102
Panning.....	1309
Receptors.....	106
Stalls.....	103-106
Walls.....	104,107
Shrink kit.....	1614
Shurtape Duct, Foil, Film, & SPVC tape.....	828
Silicone sealants.....	1929
Sill faucets (inside).....	339
Sillcocks	1417, 1419-1420
Simer paddle pumps.....	1604
Simmons	
Check & foot valves.....	1617
Well caps.....	1619
Sink	
Faucets.....	307-308,313,318-319,322,329,335,342
Strainers.....	410
Traps.....	405,406-407
Wastes.....	405,406-408
Sinks	
American Standard Lavatories.....	205-207
Americast.....	207
Bar.....	219-221
Cast Iron.....	207
Laundry.....	224
Service.....	208
Stainless steel.....	219-221
Siphon, steam gauge.....	934
Skuttle replacement parts.....	640
Sleeve clips.....	1505
Slip joint fittings.....	406

	PAGE
Sloan	
Fixtures	214
Flush Valves	350-353
Parts	352-354
Showerhead	411
Snakes	1919-1920,1924
Sniffer Valve	1611
Snips, tin	1909
Snow-Melting controls	912
Snowvent - Southwark	812
Snubbers, pressure	937
Socket weld fittings	1032
Softeners, water	518-521
Soil pipe	
Hubbed pipe & fittings	1304-1305
No-Hub pipe & fittings	1301-1303
Solder, fittings, copper	1102-1105
Solder flux	1109
Solders	1108
Solenoid valves	1416-1416
Solvents & Cements	1203,1219,1231
Soot destroyer	1932
Southwark Sheet metal pipe & Fittings	809-818
SpeedFit fittings	1111
Splice plate (S/F)	715
Splice supplies	1614
Sponge rubber gasket	416
Spouts Tub	320
Sprayhead & hose	415
Spring check valves	1412
Sprinkler accessories	1624-1626
Sprinkler, fire	1626
Spud, closet & urinal	414
Square D switchers	1617
Stainless steel	
Clamps	1223
Fittings	1124-1132
Nipples	1126,1128
Pipe	1124,1125,1127,1129
Sheets	811
Sink	219-221
Tubing, Tylok CBC Loc Fittings	1131
Vent pipe	807
Wall plate	1312
Well points	1609
Sta-kon cable connectors	1614
Sta-Brite low temp solder	1108
Stand, pipe	1922
StaRite Pumps	1601-1602,1605-1606,1709
Steam	
Accessories	931-935
Boilers	703
Cocks	1410,1417
Humidifier	637,639
Radiator valves	932
Specialties	1048
Vents	930
Unit heaters	718
Traps	932
Steel	
Nipples	1015-1020
Pipe	1001,1002
Sheets	811
Stick Sealant	1929
Stiebel Eltron Electric Water Heaters	502
Stops, Corporation and Curb	1803
Stopper and flange (sink)	223
Storage tanks,	
Water	511-512,1610
Oil	654
Stove bolts	1512
Strainers	
Floor drains	1312-1317
Pipe (Y-type)	934
Shower	107
Sink	410
Strap	
Rubber Tie-Downs	1917
Wrenches	1901,1923
Strap, perforated hanger	1502
Strataflo check & foot valves	1617
STI Firestop Systems	1930
Stud bolts	1040

	PAGE
Submersible,	
Cable	1614
Motors	1615
Pitless units	1612,1613
Pumps	1605-1607
Sump	
Basin	1710-1711
Check Valves	1710-1711
Pail	1710-1711
Pit & cover	1710-1711
Pumps	1701-1709
Switches	1712
Sundstrand Fuel pumps	653
Supplies	
Closet	403
Lavatory	401,402,404
Swan	
Bath tub	107
Mop basins	224
Shower bases	106
Sinks	224
Tubwalls	107
Sweat Fittings	1102-1105
Swing check valve	1406,1412
Switch	
Float	929,1617,1712
Square D	1618
Sump pump	1709,1712
Symmons Faucets	348
T	
Taco circulator pump	914
Hy-Vent	926
Water control accesories	507
Zone valves	921-922
Tailpieces	406,408
Meter	1805
Tank	
Buffer	725
Bushing	654
Cross	1611
Float	414
Gauge, oil	654
Teas	1611
Tankless Water Heaters	501-502
Tanks	
Closet	201-204,201-214
Compression	924
Expansion	924
Gas, Propane or Mapp	1925
In-Well	1613
Oil storage	654
Pressure	1610
Propane, Mapp gas	1925
Septic	1713
Sump	1710-1711
Wel-Flo	1610
Well-X-Trol	1610
Tank to bowl gasket	414,416
Tape	
Duct	828
Electrical	1614
Foam	647
Measuring	1901,1909
Pipe thread seal	1929
Repair	1929
Sewer cleaning	1920
Teflon tape	1929
Tekmar controls	513,910-912
Temperature regulator	935
Tempering valve, water	517
Test Plugs & balls	1306-1307,1806
Test Caps	1206
Test Instruments	1919,1927-1928
Test Kit, gas pressure	907
Test Pumps	1306-1307
Tetco geothermal	725
Thermocouples	906
Thermaline Unit	1622
Thermometers	937-938
Thermo-Pan	818

	PAGE
Thermostat	
Radiator valve	922
Wire	628,652
Thermostatic	
Mixing Valves	349,712
Traps	933
Thermostats	
Accessories, RedLINK	903
Floor	901
Line Voltage	904
Mercury Free	903
Ruud	904
Wi-Fi	901
Wireless & Wireless Remotes	902
Thin wall turned coupling	1620
Thread seal	
Compound	1929-1931
Tape	1929
Threaded rods	1504
Threaders	1922-1923
Threading	
Charge for	1002
Oil	1921
Thread-O-Let	1033
Thrill drain cleaner	1934
Thrush purge valves	924
Thum-Gum	648
Tie-Down Straps	1917
Ties, duct	822
Tinning flux	1109
Tin snips	1909
Tjerlund products	651
Toggle bolt	1511
Toilet paper holders	412
Toilet Seats	216-218
Tool Bags/Totes	1917,1906
Topp Tanks	1711
Torches, gas	1925-1926
Torque arrestors	1618
Torque wrench	1303
TOTO fixtures & fittings	216,355
Top Product Innovations Air Purifiers	641
TOPP Tanks & Accessories	1710-1711
Towel bars	412,711
Towels	1918
Transformers	653,905
Trap	
Float & thermostat	932
Lavatory	405,406,407
Primer valve	1314
Radiator	932
Trays, laundry	224
T-Shot Nailing tool (S/F)	715
Tub	
Box	228
Doors	110
Filler	303,315,320,322,332
Modules	101-102,104-105,111,107
Sealants	1929
Spouts	320
Walls	107
Tube	
Benders	1905,1923
Cutters	1213,1902-1903,1905,1907
"Tube-gard"	1507
Tubing	
Aluminum pilot	906
Brass	409
Copper	1101
Cutters	1213,1902-1903,1905,1907
EvoPEX	1217
Geothermal	1235
Plastic	1209,1213,1217,1221
Refrigeration	1101
Stainless Steel	1127
Turret, single	341
Tylok fittings	1131
Ty-Seal gasket	1305
U	
UEI test instruments	1927-1928
Ultra-Fin Radiant Floor Heating	719, 722
Ultravation Air Sytems	641

Unico A/C system..... 633
Union, dielectric..... 516
Union Brass fittings..... 333
Unit heaters..... 630-631,718
Urinal Flush valve 337,350-353,356
Urinals 208,213-215
 Urinal Strainers 208
Utica Boilers 701

V

Vacuum
 Breakers..... 339,355,417, 930
 Gauge 936
 Pump 648,1906
 Relief valve..... 932

Valve
 Boxes..... 1624
 Leathers..... 1618
 Stem packing..... 1041-1042

Valves
 A.W.W.A. gate 1803
 Actuators 1413
 Air 930,1416,1611
 Ball 1116,1408,1410-1412,1414,1417
 Backwater..... 1207,1312,1315
 Bob float 931
 Bubbler 225-226
 Butterfly 1406,1411,1414
 Cast steel..... 1406
 Check..... 1047,1404-1406,1412,1414,1416
 1417,1803
 Check (Well)..... 1616
 Closet flush..... 203,413
 Coin air 717
 Diverter 312
 Duel unit..... 924
 Duo-Cloz..... 227
 Flared oil 1417
 Float..... 931
 Flo control..... 924
 Flush 204,337,350-353,355,356,413
 Foot..... 1616
 Gas 906,907,1416,1417
 Gate 1402,1405,1414,1416,1803
 Globe 1403,1405,1406,1412,1414
 Isolation 914,916,923
 Key air 717
 Maxi-flo check 1405
 Meter plug..... 1417
 Mixing 349
 Moen..... 332
 Molasses gate..... 1417
 Navien & Tankless Water Heaters..... 501
 Needle..... 934,1417
 Pressure reducing..... 417,925
 Pressure relief..... 925,935
 ProPress 1116
 Purge 923
 PVC..... 1230
 Radiator - Hot Water..... 931
 Radiator - Steam 932
 Relief..... 516,924,932
 Safety..... 935
 Self-tapping saddle 640
 Sloan flush 350-353
 Snifter 1611
 Solenoid..... 1416
 Spary 338
 Sprinkler..... 1624
 Steam 1048
 Sump pump check 1710-1711
 Swing check 1406,1412
 Tempering 517
 Thermostatic Mixing 712
 Trap Primer Valve..... 1314
 Venting 717,925,930
 Washing machine 227
 Water heater relief..... 516
 Zone..... 918
Vent Damper, Effikal..... 712
 Screen..... 651
Vent-fast 804
Venter, Field..... 650
Ventilating fans..... 643-644

Vents
 Air 925,930
 Automatic plumbing 415
 Centotherm Sytems..... 801-802
 Dryer/Roof 644
 Oil tank..... 654
 Stainless steel..... 807
Victaulic 1043-1048,1118,1132
Viega Tubing & Fittings 723, 1213-1216
 MegaPress..... 1003-1005,1130
 Propress..... 1106,1113-1116,1129
Vinyl tubing..... 652
Vises 1902

W

Wall
 Faucets/Hydrants 1419-1420
 Heater 643,718
 Mount, sink faucet 335,336,338,340
 Plate, SS 1312
 Surround 107
WardFlex corrugated SS tubing 1021-1022
Warm air controls..... 906
Warm Rain 102-104
Warmup heat cables and accessories..... 1623
Wash Fountain & parts 357-358
Washers
 Hose 1625
 Rubber 416
 Steel..... 1040
Washing Machine
 Hose 227
 Outlet box 227
 Pans 227
 Valve 227
Waste
 Continuous 406
 Traps 1320
Waste & Overflow..... 108,109
Watco Flexible waste & overflow 108
Water
 Closets..... 201-204,209-214
 Conditioner 518-521
 Conditioner chemicals..... 518
 Coolers 226
 Detectors 901
 Feeders 928,929
 Filters 521-523
 Fountain 226
 Gauges 934
 Hammer arrestor..... 517
 Heaters, electric..... 223,502
 Heaters, gas..... 501-513
 Heater, pans..... 516
 Heater, parts & accessories..... 514-517
 Hydrants/Faucets 1419-1420,1621-1622
 Leak Detection Kits..... 507
 Level cont. (Well)..... 1617
 Level indicator 1611
 Manometer 1303
 Meter..... 1805
 Pressure regulator..... 514-516
 Relief valve..... 516
 Service fitting 1802,1803
 Softeners 518-521
 Storage tanks 511,1610
 Tempering valve 514-516
Water Heater
 Conversion kits 510
 Electric 502,513
 Gas 501,503-513
 Indirect..... 708-710
 Pans & Stands 516,517
 Parts & accessories 514-517
 Tankless..... 501
Watts
 Backflow preventers 417-418
 Drains and Carriers..... 1317
 Pre-Sloped Poly Trench Drains..... 1318-1319
 Repair Kits 419
 Tempering Valves..... 516
 Valves 1408
 Water Filtration Products 523

WeatherKing Furnaces & Condensing Units..... 613
Webstone Isolator Valves 923
Wedge-it 414
Welding fittings..... 1032-1036
Weld-O-Lets 1033
Wel-Flo Pressure tanks..... 1610
Weiss
 Gauges 936,937
 Thermometers 937,938
Well
 Caps 1613,1618
 Casing..... 1620
 Casing clamps 1223
 Chemicals 1615
 Cylinder..... 1618
 Plug, locking 1621
 Points..... 1609
 Screens..... 1609
 Seals 1618
 Steel pipe..... 1002,1620
 Treatment..... 1615
 Valves..... 1616
Well-X-Trol tanks 1610
Wheels, pipe cutter..... 1903
Wheeler Inflammable waste trap 1320
Whirlpools 109,112
Whitewater pitless adapter..... 1613
Willow Manifolds 719
Wilo Pumps 919-920
Winter Watchman 904
Wire solders 1108
Wire
 Brush 1917
 Strippers 1904
 Submersible pump 1614
 Thermostat 628,652
 Underground..... 1614
 Yellow Gas Pipe..... 1221
Wood screws 1512
Woodford
 Thermaline 1622
 Wall Faucets 1419
 Wall hydrants 1420
 Yard hydrants..... 1621-1622
Wrenches
 Adjustable & Pipe 1901
 Basin..... 1901,1916
 Chain..... 1901
 Digital, adjustable torque..... 1906
 Internal Pipe..... 1916
 P.O. Plug 1916
 Radiator Nipple..... 1916
 Socket..... 1916
 Spud 1916
 Strainer Lock Nut..... 1901,1923
 Strap 1901,1923

X

X-pando, sealant..... 1931

Y

Yard hydrants..... 1620,1621
Yellow gas pipe..... 1221

Z

Z-Flex Z-Vent 807
Zimlet 501,511,924
Zoeller Pumps 1705-1706
Zone control valve..... 918
Zone valves
 Caleffi..... 921
 Danfoss..... 922
 Honeywell Home (Resideo)..... 921
 Steam 921
 Taco 909,921
 Viega 723
Zoning Panels..... 827
Zurn EZ PVC Floor Drains..... 1312

Americast®

Americast consists of porcelain on metal with a molded-on composite backing with the structural strength of cast iron. Extremely light-weight (half the weight of cast iron), Americast engineered material is easy to install and practical for structural engineers when planning multiple-unit housing facilities.



Cambridge Integral Apron Tub

- Durable Americast is lighter than cast iron, easier to handle
- Soothing 14 in. depth for soaking comfort
- Excellent heat retention qualities keeps bath water warmer longer
- StanSure slip-resistant textured tub floor surface is easy to clean
- Durable, non-porous, glossy porcelain enamel finish is scratch resistant, easy to clean and retains luster
- Formed steel center layer is strong and stable
- Americast backing insulates the tub for a quieter showering experience
- Integral apron front and integral tile flange
- Padded carrying bars and leveling grid for easy installation
- 14 in. soaking depth (2 in. more with deep soak drain)
- Recommended universal brass drain or Deep Soak drain sold separately
- 60" Length x 32" Width x 17³/₈" Depth

COLOR	STOCK NO	EACH
2460.002 Left Hand Plumbing		
White	AS2460002020	974.04
2461.002 Right Hand Plumbing		
White	AS2461002020	974.04

American Standard



Princeton Integral Apron Tub

- Americast® Brand Engineered Material
- Glossy porcelain finish
- Recessed bath with integral apron and tiling flange
- Integral lumbar support
- Beveled headrest
- Full slip-resistant surface
- End drain outlet
- New integral base
- 60" Length x 30" Width x 14" Depth

COLOR	STOCK NO	EACH
2390.202 Left Hand Plumbing		
White	AS2390202020	397.92
Linen	AS2390202222	434.07
2391.202 Right Hand Plumbing		
White	AS2391202020	397.92
Linen	AS2391202222	434.07

(17)

Universal Tile Bead Kit

STOCK NO	EACH
AS751755100	59.25

Warm Rain Tub & Showers ⁽¹⁵⁾

warmrain.com



Gel-Coat Soaking Tub

Unit Outside Dimension: 59.5" x 33.5" x 19.25"
 Inside tub Dimension:
 • Top of well: 55" x 20"
 • Bottom of well: 44" x 15" in seating area
 Apron Height: 18"

MODEL	STOCK NO	EACH
WR 610 Right Hand Plumbing		
White	WR610WH	522.00
WR 611 Left Hand Plumbing		
White	WR611WH	522.00



Front Fit Gel-Coat Tub/Shower

3-Piece
 Tub Dimensions: 60" x 30" x 79"
 Inside Tub Dimensions:
 • Top of Well: 52" x 21 1/2"
 • Bottom of Well: 45" x 19"
 Door Opening: 56.5" x 62.25"
 Apron Height: 15.5"

MODEL	STOCK NO	EACH
WR 330 FF Right Hand Plumbing		
White	WR330FFWH	1310.80
WR 331 FF Left Hand Plumbing		
White	WR331FFWH	1310.80



Gel-Coat Tub/Shower

1-Piece
 Extra spacious shelving. Acrylic grab bar
 Tub Dimensions: 60" x 32.5" x 76"
 Inside Tub Dimensions:
 • Top of Well: 53" x 22"
 • Bottom of Well: 44" x 19"
 Door Opening: 52" x 58.75"
 Apron Height: 15.5"

MODEL	STOCK NO	EACH
WR 544 Right Hand Plumbing		
White	WR544WH	823.60
Linen	WR544LI	823.60
WR 545 Left Hand Plumbing		
White	WR545WH	823.60
Linen	WR545LI	823.60



Gel-Coat Tub/Shower

1-Piece
 Acrylic grab bar
 Unit Dimensions: 60" x 36" x 76.5"
 Inside Tub Dimensions:
 • Top of Well: 53" x 25"
 • Bottom of Well: 44" x 22"
 Door Opening: 51.75" x 55"
 Apron Height: 20"

COLOR	STOCK NO	EACH
WR 544-D Right Hand Plumbing		
White	WR544DWH	1183.20
WR 545-D Left Hand Plumbing		
White	WR545DWH	1183.20



Front Fit Gel-Coat Remodeling Tub/Shower

3-Piece
 Unit Dimensions: 60" x 33" x 75.5"
 Inside Tub Dimensions:
 • Top of Well: 53" x 22 1/2"
 • Bottom of Well: 44" x 19"
 Door Opening: 51.75" x 58.75"
 Front Apron Height: 15.5"

COLOR	STOCK NO	EACH
WR 744-FF Right Hand Plumbing		
White	WR744WH	1374.60
WR 745-FF Left Hand Plumbing		
White	WR745WH	1374.60

ADA-Compliant Showers



ADA-Compliant Transfer Shower

Transfer shower with Inside Dimensions: 36" x 36" as measured at the centerline of the shower in accordance with ADA guidelines.
 Unit Outside Dimensions: 40" x 40" x 77.5"
 Inside Dimension: 36" x 36" measured at centerline of unit

COLOR	STOCK NO	EACH
WR-3636 B MN Right Seat, Center Drain		
White	WR3636BMNRWH	2462.10
WR-3636 B MN Left Seat, Center Drain		
White	WR3636BMNLWH	2462.10



ADA-Compliant Transfer Shower

Roll-in shower with an Inside Dimensions: 60" x 30" as measured at the centerline of the shower in accordance with ADA guidelines.
 Unit Outside Dimensions: 64" x 33.5" x 77.5"
 Inside Dimension: 60" x 30" measured at centerline of unit

COLOR	STOCK NO	EACH
WR-6030-B-MN Right Seat, Center Drain		
White	WR6030BMNRWH	2694.10
WR-6030-B-MN Left Seat, Center Drain		
White	WR6030BMNLWH	2694.10



Gel-Coat Shower Neo-Angle

1-Piece

Unit Dimensions: 39" x 39" x 83"
 Door Opening: 16.75" x 24.75" x 16.75"
 Inside Shower Dimensions: 45" x 30"
 Finish: Gelcoat

COLOR	STOCK NO	EACH
WR 490 1-Piece		
White	WR490WH	803.30
WR 492 2-Piece, Base and Wall Separate		
White	WR492WH	1173.05



Gel-Coat Shower

1-Piece

Extra Roomy 48" shower with NO seat, Twin Corner Shelves
 Unit Dimensions: 48" x 36" x 81.5"
 Door Opening: 45.25" x 73.25"
 Inside Dam Height: 3"
 Finish: Gelcoat

COLOR	STOCK NO	EACH
WR 480		
White	WR480WH	991.80



Front Fit Remodeling Shower

Low 3" Front outside threshold for easy step over, Large Contoured seat, Twin Corner shelves
 Unit Dimensions: 60" x 30" x 80.5"
 Door Opening: 56.5" x 76"
 Inside Shower Dimensions: 56.5" x 24"
 Finish: Gelcoat

COLOR	STOCK NO	EACH
WH 530-FF Left Seat, Right Drain		
White	WR530FFWH	1310.80
WH 531-FF Right Seat, Left Drain		
White	WR531FFWH	1310.80



Gel-Coat Shower

1-Piece

Largest contoured seat in its class, Extra height (79") for comfort and safety (keeps water in the shower and off the floor), Corner shelf for shampoos, soaps and accessories
 Unit Dimensions: 48" x 36" x 79"
 Door Opening: 40" x 72.75"
 Inside Shower Dimensions: 41" x 29"
 Finish: Gelcoat

COLOR	STOCK NO	EACH
WR 852 Left Seat, Center Drain		
White	WR852WH	820.70
Linen	WR852LI	820.70
WR 853 Right Seat, Center Drain		
White	WR853WH	820.70
Linen	WR853LI	820.70



Front Fit Remodeling Shower

3-Piece

Largest contoured seat in its class, Elevated corner shelf for shampoos, soaps and accessories, Extra Height for comfort and safety
 Optional WR85 dome.
 Unit Dimensions: 48" x 36" x 81.5"
 Inside Shower Dimensions: 41" x 29"
 Door Opening: 38.5" x 73.5"
 Front Threshold Height: 6"

COLOR	STOCK NO	EACH
WH 350-FF Left Seat, Center Drain		
White	WR350WH	1145.50
WH 351-FF Right Seat, Center Drain		
White	WR351WH	1145.50



Collapsible Dam & End Caps

60" long dam, End Caps sold in pairs

COLOR	STOCK NO	EACH
White Dam	CD60	58.00
White End Caps	EC01	58.00



Front-Fit Remodeling Shower

3-Piece

Built-in corner shelf and supports for shower door. Less drain and optional dome.
 Unit Dimensions: 36" x 36" x 82.5"
 Door Opening: 26" x 74.75"
 Inside Shower Dimensions: 30" x 30"
 Finish: Gelcoat

COLOR	STOCK NO	EACH
WR 333-FF		
White	WR333WH	1064.30



Gel-Coat Shower

1-Piece

Unit Dimensions: 60" x 36" x 81"
 Inside Shower Dimensions: 53" x 29"
 Door Opening: 50.25" x 73"
 Seat Height: 17"
 Front Threshold Height: 6"

COLOR	STOCK NO	EACH
WR 860 Left Seat, Center Drain		
White	WR860WH	945.40
WR 861 Right Seat, Center Drain		
White	WR861WH	945.40



Front Fit Remodeling Shower

3-Piece

Unit Outside Dimension: 48" x 36" x 79"
 Inside Dimension: 44" x 29"
 Door Opening: 41.875" x 74"
 Front Outside Threshold height: 3"
 Inside dam height: 1.5"

COLOR	STOCK NO	EACH
WR 248-FF		
White	WR248WH	1145.50

Warm Rain Tub and Showers

warmrain.com

Warm Rain Embassy Series ⁽¹⁵⁾

Above Floor Rough-In



Gel-Coat Tub/Shower

Acrylic grab bar. Textured floor
 Unit Dimensions: 60" x 32.5" x 74"
 Inside Tub Dimensions:
 • Top of Well: 52 1/2" x 23 1/4"
 • Bottom of Well: 44" x 19"
 Door Opening: 57" x 57"
 Apron Height: 15"

COLOR	STOCK NO	EACH
E 45 AFR Left Hand Plumbing		
White	E45WHAFR	762.70
Linen	E45LIAFR	762.70
E 44 AFR Right Hand Plumbing		
White	E44WHAFR	762.70
Linen	E44LIAFR	762.70

One-Piece Showers



E32 32" Gel-Coat Shower

Unit Dimensions: 32" x 32" x 81.5"
 Inside Shower Dimensions: 30" x 28"
 Door Opening: 30" x 75"
 Front Threshold Height: 5"

COLOR	STOCK NO	EACH
White	E32WH	833.75

E36 36" Gel-Coat Shower

Unit Dimensions: 36" x 36" x 79.5"
 Inside Shower Dimensions: 34" x 30"
 Door Opening: 34" x 75"
 Front Threshold Height: 5"

COLOR	STOCK NO	EACH
White	E36WH	759.80
Linen	E36LI	759.80

E48 48" Gel-Coat Shower

Unit Dimensions: 48" x 36" x 81.5"
 Inside Shower Dimensions: 45" x 30"
 Door Opening: 45 1/4" x 73.25"
 Front Threshold Height: 6"

COLOR	STOCK NO	EACH
White	E48WH	820.70

Aker Tub & Showers ⁽¹⁵⁾

akerbymaax.com



CM-60 Alcove Tub & Shower

- One-piece tub shower with AcrylX™ finish
 - Built-in back wall shelves with soap dish
- Dimensions: 60" x 31½" x 72"
Door Opening: 55¾" x 55½"

Product ID: 141000

COLOR	STOCK NO	EACH
Right Hand Plumbing		
White	CM60RWH	595.88
Left Hand Plumbing		
White	CM60LWH	595.88



KDS 3060 AFR Alcove Tub & Shower

- Four-piece AFR tub shower with AcrylX™ finish
 - Built-in back wall shelves with soap dish
- Dimensions: 59¾" X 30½" X 79¾"
Door Opening: 56½" x 61¾"

Product ID: 142007

COLOR	STOCK NO	EACH
Tub Only Right Hand Drain		
White	142011RWH	588.63
Tub Only Left Hand Drain		
White	142011LWH	588.63
Side Wall Set (2 Included)		
White	142048WH	185.53
Back Wall		
White	142061WH	211.63

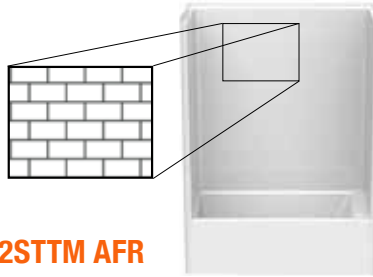


KDS 3260 AFR Alcove Tub & Shower

- Four-piece AFR tub shower with AcrylX™ finish
 - Built-in back wall shelves with soap dish
- Dimensions: 59¾" X 32" X 81¾"
Door Opening: 56½" x 62¾"

Product ID: 142013

COLOR	STOCK NO	EACH
Tub Only Right Hand Drain		
White	142017RWH	588.63
Tub Only Left Hand Drain		
White	142017LWH	588.63
Side Wall Set (2 Included)		
White	142051WH	185.53
Back Wall		
White	142061WH	211.63



6032STTM AFR Alcove Tub & Shower

- One-piece AFR tub and shower with subway tile design and AcrylX™ finish
 - Ergonomic backrest
- Dimensions: 60" x 32" x 81¼"
Door Opening: 62" x 56"

Product ID: 141393

COLOR	STOCK NO	EACH
Right Hand Plumbing		
White	6032STTMRWH	795.83
Left Hand Plumbing		
White	6032STTMLWH	751.68



KDS 3060 AFR Alcove Shower

- Four-piece AFR shower with AcrylX™ finish
 - Built-in back wall shelves with soap dish
- Dimensions: 59¾" X 30" X 83⅞"
Door Opening: 56½" x 75⅞"

Product ID: 142037

COLOR	STOCK NO	EACH
Shower Base Right Hand Seat, Left Drain		
White	142041RWH	588.63
Shower Base Left Hand Seat, Right Drain		
White	142041LWH	588.63
Shower Base No Seat, Center Drain		
White	142041WH	588.63
Side Wall Set (2 Included)		
White	142048WH	185.53
Back Wall		
White	142061WH	211.63



KDS 3448 AFR Alcove Shower

- Four-piece AFR shower with AcrylX™ finish
 - Built-in back wall shelves with soap dish
- Dimensions: 47⅞" X 33⅞" X 80⅞"
Door Opening: 44½" x 76"

Product ID: 142031

COLOR	STOCK NO	EACH
Shower Base Right Hand Seat, Center Drain		
White	142035RWH	590.34
Shower Base Left Hand Seat, Center Drain		
White	142035LWH	590.34
Shower Base No Seat, Center Drain		
White	142035NSWH	590.34
Side Wall Set (2 Included)		
White	142057WH	185.53
Back Wall		
White	142064WH	170.18



S-36 Alcove Shower

- One-piece tub shower with AcrylX™ finish
 - Built-in corner shelves, center drain
- Dimensions: 36" x 36" x 72"
Door Opening: 66" x 33"

Product ID: 141022

COLOR	STOCK NO	EACH
White	S36WH	611.83



SHLS/RS-48 AFR Alcove Shower

- One-piece tub shower with AcrylX™ finish
 - Two-level built-in corner shelves
- Dimensions: 48" x 36" x 79"
Door Opening: 71½" x 45½"

Product ID: 141033

COLOR	STOCK NO	EACH
Right Hand Seat, Center Drain		
White	SHRS48WH	656.78
Left Hand Seat, Center Drain		
White	SHLS48WH	656.78



SHLS/RS-60 AFR Alcove Shower

- One-piece tub shower with AcrylX™ finish
 - Two-level built-in corner shelves
- Dimensions: 60" x 36" x 79"
Door Opening: 72½" x 57½"

Product ID: 141036

COLOR	STOCK NO	EACH
Right Hand Seat, Center Drain		
White	SHRS60WH	739.43
Left Hand Seat, Center Drain		
White	SHLS60WH	739.43



KDS 3460 AFR Alcove Shower

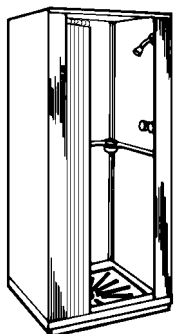
- Four-piece AFR shower with AcrylX™ finish
 - Built-in back wall shelves with soap dish
- Dimensions: 59¾" X 33½" X 82⅞"
Door Opening: 56½" x 75⅞"

Product ID: 142043

COLOR	STOCK NO	EACH
Shower Base Right Hand Seat, Left Drain		
White	142047RWH	707.53
Shower Base Left Hand Seat, Right Drain		
White	142047LWH	707.53
Side Wall Set (2 Included)		
White	142057WH	185.53
Back Wall		
White	142061WH	211.63

Mustee Shower Stalls & Bases ⁽¹⁸⁾

mustee.com



DURASTALL® Premier Shower Cabinet

- Slip-resistant floor with drain
- Shower valve and head
- Shower curtain and curtain rod
- Safety railing with molded-in soap dish and shampoo holder
- Mold and mildew-resistant components

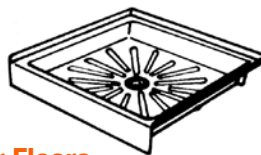
SIZE	STOCK NO	EACH
32" x 32"	MU80	453.33



Mustee Replacement Shower Valve


Metallic shower head/arm and crystal polystyrene handles. The plastic constructed valve is designed with a large 4" center for enhanced water flow, and better control of pressure and temperature for comfortable, consistent shower.

MODEL	STOCK NO	EACH
80.400P	MU80400	54.08



DURABASE® Square Shower Floors

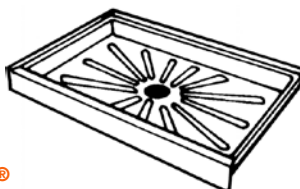
SIZE	STOCK NO	EACH
32x32	MU3232M	163.69
36x36	MU3636M	190.98



DURAWALL® Square Shower Walls


For Use with SQUARE Durabases listed above

SIZE	STOCK NO	EACH
32x32	MU732WHT	535.82
36x36	MU736WHT	594.58



DURABASE® Rectangular Shower Floors

SIZE	STOCK NO	EACH
34x48	MU3448M	231.91
34x60	MU3460M	288.34
32x48	MU3248M	226.88
36x48	MU3648M	249.04



DURAWALL® Rectangle Shower Walls


For Use with RECTANGLE Durabases listed above

FOR USE WITH	STOCK NO	EACH
32x48	MU74832WHT	611.06
34x48	MU74834WHT	611.06

DURABASE® Neo Angle Shower Floors



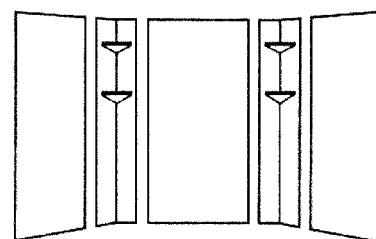
SIZE	STOCK NO	EACH
36x36	MU3636CM	205.72
38x38	MU3838CM	225.25



DURAWALL® Neo-Angle Shower Walls

For Use with NEO-ANGLE Durabases listed above


FOR USE WITH	STOCK NO	EACH
36x36	MU736CWHT	509.79
38x38	MU738CWHT	554.48



DURAWALL® Rectangle Shower Walls

For Use with BARRIER-FREE bases or RECTANGLE Durabase MU3460M

FOR UP TO	STOCK NO	EACH
60"W x 40"D.	MU260WHT	467.59



Delta Liner Drains

Versatile, allows you to pitch your surface from any direction. 100% Stainless Steel Marine 316.

FINISH	SIZE	STOCK NO	EACH
Satin	28" x 3/8"	3330003	282.10
Satin	36" x 3/8"	3330005	349.30
Satin	48" x 3/8"	3330006	450.10
Polished	28" x 3/8"	3330003P	320.60
Polished	36" x 3/8"	3330005P	387.80
Polished	48" x 3/8"	3330006P	488.60



Lotus Liner Drains

Versatile, allows you to pitch your surface from any direction. 100% Stainless Steel Marine 316.

FINISH	SIZE	STOCK NO	EACH
Bronze	28" x 3/8"	3340003	370.30
Bronze	36" x 3/8"	3340005	462.70



Mist (Tile-in) Liner Drains


Tile-in surface material in the center channel. Versatile, allows you to pitch your surface from any direction. 100% Stainless Steel Marine 316.

FINISH	SIZE	STOCK NO	EACH
Satin	28" x 3/8"	3350003	423.50
Satin	36" x 3/8"	3350005	525.00
Satin	48" x 3/8"	3350006	675.50

Adaptor/Threaded Nipple with gasket



STOCK NO	EACH
8310006	5.60



Delta Square Drains

Centrally located, four-way pitched drain. 100% Stainless Steel Marine 316.

FINISH	SIZE	STOCK NO	EACH
Satin	5 3/4" x 5 3/4"	3330001	129.50
Polished	5 3/4" x 5 3/4"	3330001P	154.00



Lotus Square Drains

Centrally located, four-way pitched drain. 100% Stainless Steel Marine 316.

FINISH	SIZE	STOCK NO	EACH
Bronze	5 3/4" x 5 3/4"	3340001	248.50
ORB	5 3/4" x 5 3/4"	3340001ORB	248.50



Mist (Tile-in) Square Drain

Tile-in surface material in the center of the grate. Centrally located, four-way pitched drain. 100% Stainless Steel Marine 316.

FINISH	SIZE	STOCK NO	EACH
Satin	5 3/4" x 5 3/4"	3350001	161.00



Nami Square Drain

Centrally located, four-way pitched drain. 100% Stainless Steel Marine 316.

FINISH	SIZE	STOCK NO	EACH
Satin	5 3/4" x 5 3/4"	3310001	129.50



PVC Drain Flange

Clamp down floor drain. 2" throat, 2" outlet, 6 1/4" diameter.

STOCK NO	EACH
8310000	21.00



Shower Stall Drains

No-caulk fiberglass, with compression gasket and stainless steel strainer. Fits over 2" Schedule DWV pipe.

BODY	STOCK NO	EACH
Plastic	2PNCSD	9.72
Brass	2BRNCSD	25.77
Polished Brass Strainer Only for drains above		
STOCK NO	EACH	
SC8272SP	42.24	

Strainer Cover

4 1/4" Snap-in • 2 7/8" Prong-to-Prong

FINISH	STOCK NO	EACH
Satin Nickel	4T04331	17.21
Oil Rubbed Brz	4T04334	17.21
Flat Black	4T04320	15.84

trimtothetrade.com



Screw-in Stainless Steel Drain Assembly

Solvent welds over 2" Schedule 40 DWV pipe.

MATERIAL	SIZE	STOCK NO	EACH
ABS	2"	2ABSSOWESD	7.57
PVC	2"	2PVSOWESD	7.57

Strainer Only for drains above

FINISH	STOCK NO	EACH
Flat Black	4T09120	21.34
Satin Nickel	4T09131	24.79
Oil Rubbed Bronze	4T09134	24.79

Snap-in Stainless Steel Drain Assembly

Solvent weld over 2" Schedule 40 DWV pipe.

MATERIAL	SIZE	STOCK NO	EACH
PVC	2"	SC82527P	7.46

Low Profile Drain Assembly

Bolt down clamping ring. Fits over Schedule 40 DWV pipe.

MATERIAL	SIZE	STOCK NO	EACH
ABS	2"	2ABCLRISD	11.09
PVC	2"	2PVCLRISD	11.09

Shower Pan Drain

Cast metal ring and strainer. • No. 821-200ANR

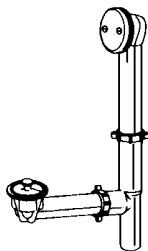
MATERIAL	SIZE	STOCK NO	EACH
ABS	2"	821200ANR	43.35

PVC Shower Pan Drain

Polished Metal Ring and Strainer

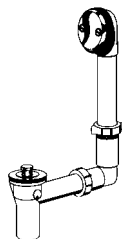
PIPE SIZE	TOP DIA.	HEIGHT	STOCK NO	EACH
2"	4 3/8"	4 1/8" - 5 3/8"	SC821200PNR	43.35

See page 1311 for additional drains



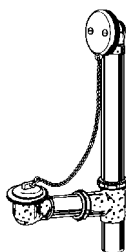
Uni-Lift Bath Drain

DESCRIPTION	STOCK NO	EACH
ABS	DBA8227BG	18.38
PVC	DBP8227BG	18.38



Direct Outlet Uni-Lift Bath Drain

DESCRIPTION	STOCK NO	EACH
PVC	DBP8227D	27.48



Chain and Stopper Bath Drain

For 16" leg tubs.

FINISH	STOCK NO	EACH
22 Gauge C.P. Brass	DB2021	87.73



4T-1902C Lift & Turn Conversion Kit

Includes: 2-hole face plate & screws, bath plug

FINISH	STOCK NO	EACH
Brass reducing bushing • 1-5/8" OD		
Satin Nickel	4T1902CB31	55.08
Oil Rubbed Bronze	4T1902CB34	55.08
Flat Black	4T1902CB20	42.69

trimtothetrade.com



Uni-Lift Bath Waste Kit

Includes double hole face plate with screws and Uni-Lift assembly, bagged.

FINISH	STOCK NO	EACH
Chrome/PVC	DBP9225BBG	18.38



Overflow Face Plate

FINISH	STOCK NO	EACH
Chrome	DB45031	7.78



(21) IPS Push-N-Lift Bath Drain

FINISH	STOCK NO	EACH
Chrome	IPS61306	49.02



Freestanding Tub Drain

Includes drain body, test plug, brass/poly tailpiece, and tailpiece gasket.

PIPE	STOCK NO	EACH
PVC	SC8192P	42.32



Nufit™ Presflo® Trim Kit

Brass body, plastic stopper assembly, metal overflow plate, adapter bar & screw, and suction cup.
• Opening: min. 1 1/2" I.D. max. 2 7/8" O.D.

FINISH	STOCK NO	EACH
Chrome	WCC48100CP	29.96



Watco 901-LT Innovator Lift and Turn

1 1/2" Schedule 40 PVC solvent weld assembly.

FINISH	STOCK NO	EACH
Chrome	WT901LTPVCCP	24.13

Watco Snap-In Trim Kit

For 901-LT Innovator Lift & Turn

FINISH	STOCK NO	EACH
White	WA959290WH	40.58
Biscuit	WA959290BS	55.02
Brushed Nickel	WA959290BN	44.40
Oil Rubbed Bronze	WA959290BZ	48.86
Wrought Iron	WA959290WI	43.99



WATCOflex Bath Waste

Lift & Turn. 14 1/2" Chrome.
• 145 Series

PIPE	STOCK NO	EACH
PVC	WATFLEXPVC	39.32

WATCOflex Bath Waste

Lift & Turn. 24" Chrome.
• 900 Series

PIPE	STOCK NO	EACH
PVC	WATFLEX924	49.67



Watco Innovator Cable

Up to 16" • CableFlex • Chrome.
• 928-CA Series

PIPE	STOCK NO	EACH
PVC	WATCAFLEX	111.34



Watco Universal NuFit®

Fits over tub drain without removing strainer body and installs in minutes.

STOCK NO	EACH
WA948700PPCPG3P	28.99

Gerber Bath Drains ⁽¹⁸⁾

gerber-us.com



Pop-Up Bath Drain

with metal overflow plate, plunger, shoe plug and metal linkage.

DESCRIPTION	STOCK NO	EACH
PVC	GE41500	59.57



Lift and Turn Bath Drain

With metal overflow plate, shoe plug and metal linkage.

FINISH	STOCK NO	EACH
PVC	GE41550	38.35



Trip Lever Bath Drain

Heavy chrome plated and decorator finishes. Adjusts to fit any tub 14" to 16" high. Patented quick-fit wire linkage "aligner". Patented self-retaining overflow gasket. With Strainer.

DESCRIPTION	STOCK NO	EACH
20 Gauge C.P. Brass	GE41818	101.89



Lift & Turn

- 20 gauge, plated zinc nuts
- All-Tub Drain in Tee (fits most tubs 14" to 16" high)

FINISH	STOCK NO	EACH
Chrome	GE41858	94.05



⁽¹⁶⁾ Trip Lever Bath Drain

- 1 1/2" PVC Tubing
- 41-510 Series (fits most tubs 14" to 16" high)

FINISH	STOCK NO	EACH
Chrome	GE41510	39.01



⁽¹⁶⁾ Trip Lever Bath Drain

- 1 1/2" PVC Tubing
- 41-513 Series (fits most tubs up to 24" high)

FINISH	STOCK NO	EACH
Chrome	GE41513	67.78

Mountain Plumbing Bath Drains ⁽¹⁸⁾

mountainplumbing.com



Mountain Cable Operated Bath Waste and Overflow

- 1 1/2" Schedule 20 Tubular Drain
- Flexible Overflow Neck swivels and conforms to any angle bathtub
- Vertical Pipe 12" to 22"
- Horizontal Pipe 7" to 13"

TRIM	STOCK NO	EACH
Chrome	BDR20S222CP	128.96
White	BDR20S222WH	119.89
Biscuit	BDR20S222BI	119.89
Brushed Nickel	BDR20S222BN	162.71
Venetian Bronze	BDR20S222VB	192.43
Matte Black	BDR20S222MB	207.04

Basco Tub and Shower Doors ⁽¹⁸⁾

basco showerdoor.com



Framed Pivot Shower Door

- Drip system keeps water inside the shower
- Pivot jamb with a pin assembly instead of hinges for smooth operation and easy out-of-square adjustment
- Full length magnet holds door securely in place to keep water from escaping

FRAME	STOCK NO	EACH
Clear glass, can be used with WR 333		
25⁷/₈ - 26⁷/₈" wide x 70¹/₂" tall		
Silver	BA10026X70CLSV	556.15
Clear glass, can be used with WR E32		
30" wide x 75" tall		
Silver	BA10030X75CLSV	700.66



Deluxe Framed ³/₁₆" Clear Glass Sliding Tub and Shower Doors

- Two towel bars.
- Heavy gauge polished anodized metal.
- Roller assembly adjustable up to ³/₈" for out-of-square wall conditions.
- Stay-Kleen track with gentle slope and rounded front keeps water in the shower and off floor.
- By-pass stop keeps inside panel on same side as shower head to prevent leakage.
- Safety T-lock secures header to hold panels in place.
- Jamb bumpers secure panels in place.

FRAME	STOCK NO	EACH
Clear glass, 50¹/₁₆ - 52" wide, 58¹/₂" tall		
Silver	BA615052X58CLSV	497.57
Clear glass, 56-60" wide, 58¹/₂" tall		
Can be used for WR330 or WR331		
Silver	BA6150A60X58CLSV	530.38
Clear glass, 45-47" wide, 71¹/₂" tall		
Can be used for WR480		
Silver	BA7150A48X71CLSV	596.77
Clear glass, 50-52" wide, 71¹/₂" tall		
Can be used for WR860 or WR861		
Silver	BA715052X71CLSV	619.43
Clear glass, 57-59" wide, 71¹/₂" tall		
Can be used for WR530 or WR531		
Silver	BA715060X71CLSV	652.23



Deluxe Framed Neo Angle Swing Shower Doors

- Door swings out only
- Reversible on install for a left or right swing
- Drip rail system includes a channel that keeps the water in the shower
- A full-length magnet holds the door closed

GLASS	STOCK NO	EACH
Silver frame, can be used with WR 490		
38¹/₂ wide x 72¹/₈" tall		
³ / ₁₆ " Clear	BA160WRX72CLSV	1443.49
³ / ₁₆ " Obscure	BA160WRX72OBSV	1482.54



Reserved

Reserved

Cadet Pro • 12" Rough-ins

Cadet® Pro™ Round Toilet

Cadet® Flushing System

- 3" flush valve
- 2 1/8" fully glazed trapway
- Chrome trip lever

12" Rough-in • LESS Toilet Seat



COLOR	STOCK NO	EACH
Round Front Bowl		
White with EverClean..	AS3517D101020	106.95
Bone with EverClean..	AS3517D101021	133.20
Linen with EverClean..	AS3517D101222	133.20
1.28 GPF Tank • Combination 215DA.104		
White	AS4188A104020	90.45
Bone	AS4188A104021	110.40
Linen	AS4188A104222	110.40
1.28 GPF Tank with Aquaguard Liner		
White	AS4188A154020	144.75
Bone	AS4188A154021	179.25
Linen	AS4188A154222	179.25
1.6 GPF Tank • Combination 215DA.004		
White	AS4188A004020	90.45



Cadet® Pro™ Right Height Round Toilet

Cadet® Flushing System

- 3" flush valve
- 2 1/8" fully glazed trapway
- Chrome trip lever

12" Rough-in • LESS Toilet Seat



COLOR	STOCK NO	EACH
ADA 16 1/2" Rim Height Round Front Bowl		
White with EverClean..	AS3517B101020	150.00
Linen with EverClean..	AS3517B101222	186.30
1.28 GPF Tank • Combination 215BA.104		
White	AS4188A104020	90.45
Linen	AS4188A104222	110.40
1.28 GPF Tank with Aquaguard Liner		
White	AS4188A154020	144.75
Linen	AS4188A154222	179.25
1.6 GPF Tank • Combination 215BA.004		
White	AS4188A004020	90.45

Cadet Pro Accessories

Cadet Pro Tank ONLY with Right Hand Trip Lever

12" Rough-ins ONLY • White



GPF	STOCK NO	EACH
1.6 GPF	AS4188A005020	95.40
1.28 GPF	AS4188A105020	95.400

Cadet Pro EZ Install 3" Tank to Bowl Coupling Kit

Kit contains the coupling nut, coupling washer and handle kit



STOCK NO	EACH
AS73812532010070A	23.38

Cadet® Pro™ Elongated Toilet

Cadet® Flushing System

- 3" flush valve
- 2 1/8" fully glazed trapway
- Chrome trip lever

12" Rough-in • LESS Toilet Seat



COLOR	STOCK NO	EACH
Elongated Front Bowl		
White with EverClean..	AS3517C101020	132.00
Bone with EverClean..	AS3517C101021	163.20
Linen with EverClean..	AS3517C101222	163.20
1.28 GPF Tank • Combination 215CA.104		
White	AS4188A104020	90.45
Bone	AS4188A104021	110.40
Linen	AS4188A104222	110.40
1.28 GPF Tank with Aquaguard Liner		
White	AS4188A154020	144.75
Bone	AS4188A154021	179.25
Linen	AS4188A154222	179.25
1.6 GPF Tank • Combination 215CA.004		
White	AS4188A004020	90.45



Cadet® Pro™ Right Height Elongated Toilet

Cadet® Flushing System

- 3" flush valve
- 2 1/8" fully glazed trapway
- Chrome trip lever

12" Rough-in • LESS Toilet Seat



COLOR	STOCK NO	EACH
ADA 16 1/2" Rim Height Elongated Front Bowl		
White with EverClean..	AS3517A101020	160.20
Bone with EverClean..	AS3517A101021	198.90
Linen with EverClean..	AS3517A101222	198.90
1.28 GPF Tank • Combination 215AA.104		
White	AS4188A104020	90.45
Bone	AS4188A104021	110.40
Linen	AS4188A104222	110.40
1.28 GPF Tank with Aquaguard Liner		
White	AS4188A154020	144.75
Bone	AS4188A154021	179.25
Linen	AS4188A154222	179.25
1.6 GPF Tank • Combination 215AA.004		
White	AS4188A004020	90.45
1.28 GPF Touchless Tank • Combination 215AA.709		
White	AS4000709020	154.91

10" Rough-ins

Cadet® Pro™ Round Toilet

Cadet® Flushing System

- 3" flush valve
- 2 1/8" fully glazed trapway
- Chrome trip lever

10" Rough-in • LESS Toilet Seat



COLOR	STOCK NO	EACH
Round Front Bowl		
White with EverClean..	AS3517D101020	106.95
Bone with EverClean..	AS3517D101021	133.20
Linen with EverClean..	AS3517D101222	133.20
1.28 GPF Tank • Combination 215DB.104		
White	AS4188B104020	123.60
Bone	AS4188B104021	207.75
Linen	AS4188B104222	207.75

Cadet® Pro™ Elongated Toilet

Cadet® Flushing System

- 3" flush valve
- 2 1/8" fully glazed trapway
- Chrome trip lever

10" Rough-in • LESS Toilet Seat



COLOR	STOCK NO	EACH
Elongated Front Bowl		
White with EverClean..	AS3517C101020	132.00
Bone with EverClean..	AS3517C101021	163.20
Linen with EverClean..	AS3517C101222	163.20
1.28 GPF Tank • Combination 215CB.104		
White	AS4188B104020	123.60
Bone	AS4188B104021	207.75
Linen	AS4188B104222	207.75



Cadet® Pro™ Right Height Round Toilet

Cadet® Flushing System

- 3" flush valve
- 2 1/8" fully glazed trapway
- Chrome trip lever

10" Rough-in • LESS Toilet Seat



COLOR	STOCK NO	EACH
ADA 16 1/2" Rim Height Round Front Bowl		
White with EverClean..	AS3517B101020	150.00
Linen with EverClean..	AS3517B101222	186.30
1.28 GPF Tank • Combination 215BB.104		
White	AS4188B104020	123.60
Linen	AS4188B104222	207.75



Cadet® Pro™ Right Height Elongated Toilet

Cadet® Flushing System

- 3" flush valve
- 2 1/8" fully glazed trapway
- Chrome trip lever

10" Rough-in • LESS Toilet Seat



COLOR	STOCK NO	EACH
ADA 16 1/2" Rim Height Elongated Front Bowl		
White with EverClean..	AS3517A101020	160.20
Bone with EverClean..	AS3517A101021	198.90
Linen with EverClean..	AS3517A101222	198.90
1.28 GPF Tank • Combination 215AB.104		
White	AS4188B104020	123.60
Bone	AS4188B104021	207.75
Linen	AS4188B104222	207.75

Colony Collection

Colony Collection Elongated Toilet

- 2" flush valve
- 2 1/8" fully glazed trapway
- Color matched trip lever

12" Rough-in • LESS Toilet Seat



COLOR	STOCK NO	EACH
-------	----------	------

Elongated Front Bowl

White	AS3251C101020	78.90
1.6 GPF Tank • Combination 221CA.004		
White	AS4192A004020	53.25

Champion Pro



Champion® Pro™ Right Height Round Toilet

4" piston-action Accelerator flush valve

- 2 3/8" fully glazed trapway
- Chrome trip lever

12" Rough-in • LESS Toilet Seat



COLOR	STOCK NO	EACH
-------	----------	------

ADA 16 1/2" Rim Height Round Front Bowl

White with EverClean	AS3195B101020	149.85
Linen with EverClean	AS3195B101222	185.70
1.28 GPF Tank • Combination 211BA.104		
White	AS4225A104020	142.50
Linen	AS4225A104222	177.30



Champion® Pro™ Right Height Elongated Toilet

4" piston-action Accelerator flush valve

- 2 3/8" fully glazed trapway
- Chrome trip lever

12" Rough-in • LESS Toilet Seat



COLOR	STOCK NO	EACH
-------	----------	------

ADA 16 1/2" Rim Height Elongated Front Bowl

White with EverClean	AS3195A101020	184.05
Linen with EverClean	AS3195A101222	229.50
1.28 GPF Tank • Combination 211AA.104		
White	AS4225A104020	142.50
Linen	AS4225A104222	177.30

Champion® Pro™ Tank ONLY with Right Hand Trip Lever

12" Rough-ins ONLY • White



GPF	STOCK NO	EACH
-----	----------	------

1.28 GPF	AS4225A105020	158.10
----------	---------------	--------

Baby Devoro

Baby Devoro™ FloWise® 10 1/4" Elongated Toilet

- For children or small people
- Fully glazed trapway
- Chrome trip lever

10" Rough-in • LESS Toilet Seat



COLOR	STOCK NO	EACH
-------	----------	------

10 1/4" Rim Height Elongated Front Bowl

White	AS3128001020	105.15
1.28 GPF Tank • Combination 2315.228		
White	AS4019228020	105.30

Edgemere



Edgemere® Right Height Elongated Toilet

- 3" flush valve
- 2" fully glazed trapway
- Chrome trip lever

12" Rough-in • LESS Toilet Seat



COLOR	STOCK NO	EACH
-------	----------	------

ADA 16 1/2" Rim Height Elongated Front Bowl

White with EverClean	AS3519A101020	123.93
1.28 GPF Tank • Combination 204AA.104		
White	AS4519A104020	70.47

Heritage



Heritage VorMax® Right Height Elongated Toilet

VorMax® Flushing System

- CleanCurve™ rim
- Dual injection flush valves
- 2 1/16" fully glazed trapway
- Chrome trip lever

12" Rough-in • LESS Toilet Seat



COLOR	STOCK NO	EACH
-------	----------	------

ADA 16 1/2" Rim Height Elongated Front Bowl

White with EverClean	AS3870A101020	159.17
1.28 GPF Tank • Combination 205AA.104		
White	AS4270A104020	153.70

Cadet 3



Cadet 3 FloWise® Right Height Round Toilet

Cadet® 3 Flushing System

- 3" flush valve
- 2¹/₈" fully glazed trapway
- Chrome trip lever
- Consealed bolts with side covers included

12" Rough-in • Includes Slow Close Toilet Seat



COLOR	STOCK NO	EACH
ADA 16¹/₂" Rim Height Round Front Bowl		
White with EverClean. . .	AS3053000020	267.91
1.28 GPF Tank • Combination 2988.101		
White	AS4000101020	82.62



Cadet 3 FloWise® Right Height Elongated Toilet

Cadet® 3 Flushing System

- 3" flush valve
- 2¹/₈" fully glazed trapway
- Chrome trip lever
- Consealed bolts with side covers included

12" Rough-in • Includes Slow Close Toilet Seat



COLOR	STOCK NO	EACH
ADA 16¹/₂" Rim Height Elongated Front Bowl		
White with EverClean. . .	AS3075000020	286.13
1.28 GPF Tank • Combination 2989.101		
White	AS4000101020	82.62
1.28 GPF Touchless Tank • Combination 2989.709		
White	AS4000709020	154.91

Studio

Studio Right Height Round Toilet

LXP (Luxury Performance) Toilet with dual flush design

- 3" flush valve
- 2¹/₈" fully glazed trapway
- Consealed bolts with side covers included

12" Rough-in • Includes Slow Close Toilet Seat



COLOR	STOCK NO	EACH
ADA 16¹/₂" Rim Height Round Front Bowl		
White with EverClean. . .	AS3053120020	294.64
1.1/1.6 GPF Tank • Combination 2795.204.020		
White	AS4000204020	99.02

Studio Right Height Elongated Toilet

LXP (Luxury Performance) Toilet with dual flush design

- 3" flush valve
- 2¹/₈" fully glazed trapway
- Consealed bolts with side covers included

12" Rough-in • Includes Slow Close Toilet Seat



COLOR	STOCK NO	EACH
ADA 16¹/₂" Rim Height Elongated Front Bowl		
White with EverClean. . .	AS3075120020	314.08
1.1/1.6 GPF Tank • Combination 2794.204.020		
White	AS4000204020	99.02

Pressure-Assisted

Cadet Pressure-Assisted Elongated Toilet

Pressure-assisted siphon jet flush action

- 2¹/₈" fully glazed trapway
- Chrome trip lever
- Close-coupled flushometer tank

12" Rough-in • LESS Toilet Seat



COLOR	STOCK NO	EACH
Elongated Front Bowl		
White with EverClean. . .	AS3481001020	76.95
1.6 GPF Tank • Combination 2462.016		
White	AS4142016020	222.75



Cadet Right Height Pressure-Assisted Elongated Toilet

Pressure-assisted siphon jet flush action

- 2¹/₈" fully glazed trapway
- Chrome trip lever
- Close-coupled flushometer tank

12" Rough-in • LESS Toilet Seat



COLOR	STOCK NO	EACH
ADA 16¹/₂" Rim Height Elongated Front Bowl		
White with EverClean. . .	AS3483001020	93.60
1.6 GPF Tank • Combination 2467.016		
White	AS4142016020	222.75



Yorkville Right Height Pressure-Assisted Elongated Toilet

Pressure-assisted siphon jet flush action

- 2¹/₈" fully glazed trapway
- Chrome trip lever
- Close-coupled flushometer tank

Floor-mounted, back-outlet • LESS Toilet Seat



COLOR	STOCK NO	EACH
ADA 16¹/₂" Rim Height Elongated Front Bowl		
White with EverClean. . .	AS3703001020	326.55
1.6 GPF Tank • Combination 2878.016		
White	AS4142016020	222.75

Pressure-Assisted Tank ONLY with Right Hand Trip Lever

12" Rough-ins ONLY • White



GPF	STOCK NO	EACH
1.6 GPF.	AS4142800020	227.70

Toilet Repair Parts ⁽²¹⁾

Replacement Trip Lever



COLOR	STOCK NO	EACH
Chrome	AS738899020A	24.49
White	AS7388990200A	16.70

Replacement Flapper For 2" Flush Valves



STOCK NO	EACH
AS73811292000070A	25.60

Cadet 3 Replacement Flapper For 3" Flush Valves



STOCK NO	EACH
AS7389200070A	14.47

Series 540A Replacement Flapper For 3" Flush Valves



STOCK NO	EACH
AS73811932000070A	15.58

Champion Flush Valve Assembly

7 inch tube • 3.4 inch chain

STOCK NO	EACH
AS73819834000070AP	59.26



Sloan Flush Cartridge For Pressure-Assisted toilets.

STOCK NO	EACH
SLC100500K	66.69



Commercial Floor Mount Toilets

Madera FloWise Elongated Toilet



Flushometer Valve

- 1.28 or 1.6 GPF depending on flush valve
- 2¹/₈" fully glazed trapway
- 1¹/₂" top inlet spud

Floor Mount, 10" or 12" Rough-in • LESS Toilet Seat

COLOR	STOCK NO	EACH
-------	----------	------

15" Rim Height Elongated Front Bowl

White LESS EverClean	AS2234001020	85.05
White with EverClean	AS3451001020	108.90



Madera FloWise Right Height Elongated Toilet



Flushometer Valve

- 1.28 or 1.6 GPF depending on flush valve
- 2¹/₈" fully glazed trapway
- 1¹/₂" top inlet spud

Floor Mount, 10" or 12" Rough-in • LESS Toilet Seat

COLOR	STOCK NO	EACH
-------	----------	------

ADA 16¹/₂" Rim Height Elongated Front Bowl

White LESS EverClean	AS3043001020	107.40
White with EverClean	AS3461001020	130.50



Priolo FloWise Right Height Elongated Toilet



Flushometer Valve

- 1.28 or 1.6 GPF depending on flush valve
- 2¹/₈" fully glazed trapway
- 1¹/₂" top inlet spud

Floor-mounted, back-outlet • LESS Toilet Seat

COLOR	STOCK NO	EACH
-------	----------	------

White with EverClean	AS3695001020	343.20
----------------------	--------------	--------

Baby Devoro™ FloWise® 10¹/₄" Round Toilet



Flushometer Valve

- 1.28 or 1.6 GPF depending on flush valve
- For children or small people
- Fully glazed trapway
- 1¹/₂" inlet spud

Floor Mount, 10" Rough-in • LESS Toilet Seat & Caps

COLOR	STOCK NO	EACH
-------	----------	------

White LESS EverClean	AS2282001020	146.25
----------------------	--------------	--------

Commercial Wall Mount Toilets



Afwall Millennium FloWise Elongated Toilet



Flushometer Valve

- 1.28 or 1.6 GPF depending on flush valve
- 2¹/₈" fully glazed trapway
- 1¹/₂" top inlet spud
- When top seat installed 17" to 19" from finished floor

Wall-mounted, back-outlet • LESS toilet seat & caps

COLOR	STOCK NO	EACH
-------	----------	------

White LESS EverClean	AS2257101020	85.05
White with EverClean	AS3351101020	108.15

Slotted rim for bedpan holding • LESS bolt caps

White with EverClean	AS3352101020	127.95
----------------------	--------------	--------



Afwall FloWise Retrofit Elongated Toilet



Replaces wallhung 3.5 GPF or 1.6 GPF models and roughs-in at 16¹/₈" rim height to meet ADA with no need to modify the existing carrier or through wall supply

Flushometer Valve

- 1.28 or 1.6 GPF depending on flush valve
- 2¹/₈" fully glazed trapway
- 1¹/₂" top inlet spud When top seat installed 17" to 19" from finished floor

Wall-Mounted, Back-Outlet LESS Toilet Seat, Wall Carrier & Bolt Caps

COLOR	STOCK NO	EACH
-------	----------	------

White with EverClean	AS2294011EC020	291.45
----------------------	----------------	--------

(21)

Afwall Carrier Caps

5/8" Cap 4 Nut Kit Chrome.

For use with select wall hung toilets.

STOCK NO	EACH
----------	------

AS73812852000070A	62.34
-------------------	-------



Glenwall VorMax Elongated Toilet



VorMax® Flushing System

- CleanCurve™ rim
- Dual injection flush valves
- 2¹/₁₆" fully glazed trapway
- Chrome trip lever
- When top seat installed 17" to 19" from finished floor

Wall-Mounted, Back-Outlet LESS Toilet Seat & Wall Carrier

COLOR	STOCK NO	EACH
-------	----------	------

Elongated Bowl

White with EverClean	AS3447101020	213.90
----------------------	--------------	--------

1.28 GPF Tank • Combination 2882107

White	AS4385A107020	237.15
-------	---------------	--------

American Standard Lavatories (17)

americanstandard-us.com

Drop In Sinks

Aqualyn® Drop In Sink

- 20³/₈" x 17³/₈"
- Self-rimming
- Tapered edges
- Front overflow



Bowl size 16" wide x 10" front to back x 5⁵/₈" deep

COLOR	MODEL	STOCK NO	EACH
-------	-------	----------	------

Center Hole ONLY

White	0475.047	AS0475047020	54.30
-------	----------	--------------	-------

4" Centers

White	0476.028	AS0476028020	54.90
-------	----------	--------------	-------

Linen	0476.028	AS0476028222	108.00
-------	----------	--------------	--------

8" Centers

White	0475.020	AS0475020020	54.75
-------	----------	--------------	-------

Rondalyn™ Countertop Sink

- 19¹/₈" diameter
- Self-rimming
- Tapered edges
- Front overflow



Bowl size 15" wide x 12¹/₈" front to back x 5³/₄" deep

COLOR	MODEL	STOCK NO	EACH
-------	-------	----------	------

4" Centers

White	0491.019	AS0491019020	54.90
-------	----------	--------------	-------

Bone	0491.019	AS0491019021	108.00
------	----------	--------------	--------

Linen	0491.019	AS0491019222	108.00
-------	----------	--------------	--------

Studio Suite Drop In Sink

- 21¹/₄" x 17³/₄"
- Self-rimming
- Front overflow



Bowl size 18" wide x 12" front to back x 4¹/₂" deep

COLOR	MODEL	STOCK NO	EACH
-------	-------	----------	------

Center Hole ONLY

White	0643.001	AS0643001020	196.83
-------	----------	--------------	--------

Undercounter Sinks

Ovalyn™ Undercounter Sink

- Supplied Mounting kit
- Front overflow
- Unglazed rim



Bowl size 17" wide x 14" front to back x 5¹/₂" deep

COLOR	MODEL	STOCK NO	EACH
-------	-------	----------	------

White	0496.221	AS0496221020	54.00
-------	----------	--------------	-------

Bone	0496.221	AS0496221021	99.00
------	----------	--------------	-------

Linen	0496.221	AS0496221222	99.00
-------	----------	--------------	-------

Bowl size 19" wide x 15³/₈" front to back x 5¹/₂" deep

White	0497.221	AS0497221020	56.25
-------	----------	--------------	-------

Studio Suite Undercounter Sink

- 19³/₄" x 13³/₄"
- Supplied Mounting kit
- Front overflow
- Unglazed rim



Bowl size 18" wide x 12" front to back x 6¹/₁₆" deep

COLOR	MODEL	STOCK NO	EACH
-------	-------	----------	------

White	0614.000	AS0614000020	166.46
-------	----------	--------------	--------

Pedestal Sinks

Edgemere® Pedestal Sink

- 25" x 19¹/₂"
- 35⁵/₈" height with pedestal
- Supplied Mounting kit
- Rear overflow



Bowl size 14" wide x 11³/₄" front to back x 6¹/₂" deep

COLOR	MODEL	STOCK NO	EACH
-------	-------	----------	------

4" Centers

White	0445.004	AS0445004020	129.40
-------	----------	--------------	--------

Pedestal Only

White	0039.000	AS0039000020	66.83
-------	----------	--------------	-------

Cadet Suite Pedestal Sink

- 24¹/₂" x 20"
- 35" height with pedestal
- Supplied Mounting kit
- Rear overflow



Bowl size 20" wide x 12" front to back x 6" deep

COLOR	MODEL	STOCK NO	EACH
-------	-------	----------	------

4" Centers

White	0236.004	AS0236004020	131.40
-------	----------	--------------	--------

8" Centers

White	0236.008	AS0236008020	131.40
-------	----------	--------------	--------

Pedestal Only

White	7311.004	AS731100400020	49.05
-------	----------	----------------	-------

Bone	7311.004	AS731100400021	78.00
------	----------	----------------	-------

Linen	7311.004	AS731100400222	78.00
-------	----------	----------------	-------

*American
Standard*

American Standard Lavatories (17)

americanstandard-us.com

Commercial Wall Mount Sinks

ADA Compliant



Wheelchair Users Wall Mount Sink

- 20" x 27"
- Front overflow



Bowl size 14" wide x 14³/₄" front to back x 4³/₄" deep

COLOR	MODEL	STOCK NO	EACH
-------	-------	----------	------

4" centers for concealed arm carrier
 White 9141.001 AS9141011020 330.75



Comrade™ Wall Mount Sink

- 20" x 18¹/₄"
- Rear overflow
- Soap depression



Bowl size 15" wide x 10⁷/₈" front to back x 6¹/₄" deep

COLOR	MODEL	STOCK NO	EACH
-------	-------	----------	------

4" Centers with Included Wall Hanger
 White 0124.024 AS0124024020 95.25

4" centers for concealed arm support
 White 0124.131 AS0124131020 99.00



Lucerne™ Wall Mount Sink

- 20¹/₂" x 18¹/₄"
- Front overflow
- Self-draining deck



Bowl size 15" wide x 10" front to back x 6¹/₂" deep

COLOR	MODEL	STOCK NO	EACH
-------	-------	----------	------

Single Hole with Included Wall Hanger
 White 0356.421 AS0356421020 58.50

4" Centers with Included Wall Hanger
 White 0355.012 AS0355012020 56.85

4" Centers for exposed bracket support
 White 0355.041 AS0355041020 81.15

8" Centers with Included Wall Hanger
 White 0356.015 AS0356015020 58.50



Decorum Wall Mount Sink

- 20" x 18¹/₄"
- Rear overflow
- Everclean



Bowl size 13⁵/₁₆" wide x 12¹³/₁₆" x 5" deep

COLOR	MODEL	STOCK NO	EACH
-------	-------	----------	------

Center hole only
 White 924.001EC AS9024001EC020 174.45

4" centers
 White 924.004EC AS9024004EC020 174.45

Declyn™ Wall Mount Sink

- 18¹/₂" x 17"
- Rear overflow
- Soap depression



Bowl size 14¹/₄" wide x 10³/₄" front to back x 6" deep

COLOR	MODEL	STOCK NO	EACH
-------	-------	----------	------

4" centers with Included Wall Hanger
 White 0321.026 AS0321026020 56.40

Accessories

Wall Mounted Sink Hanger

Steel Bracket



STOCK NO	EACH
----------	------

ASS9 12.70

American Standard

Kitchen Sinks

Hillside Apron Front Single Bowl Sink



- 30" x 18" x 10"
- 3-1/2" center drain (1)
- Sink rack and strainer included
- Sink is finished on all four sides
- Smooth or transitional apron (Reversible)

Bowl size 28 1/2" w. x 16 1/2" front to back x 8 1/2" deep

COLOR	STOCK NO	EACH
Canvas White	ASD20102000415	868.12

Hillside Apron Front Double Bowl Sink



- 33" x 18" x 10"
- 3-1/2" center drains (2)
- Sink rack and strainer included
- Sink is finished on all four sides
- Smooth or transitional apron (Reversible)

Bowl sizes 15 3/8" w. x 16 1/2" front to back x 8 1/2" d.

COLOR	STOCK NO	EACH
Canvas White	ASD20103000415	940.41



AMERICAN STANDARD

Service Sinks

Lakewell™ Service Sink



- 22" x 18"
- Rim guard
- Enameled cast iron (inside only enameled)
- Supplied with wall hanger and rim guard

Bowl size 18 1/2" w. x 14 1/8" front to back x 10 1/2" d.

DESCRIPTION	STOCK NO	EACH
2 hole drilled back	AS7692008020	622.65

Akron™ Service Sink



- 24" x 20 1/2"
- Rim guard
- Enameled cast iron (inside only enameled)
- Supplied with wall hanger and rim guard

Bowl size 19 7/8" w. x 16 3/8" front to back x 10 1/2" d.

DESCRIPTION	STOCK NO	EACH
Plain back	AS7695000020	684.90
2 hole drilled back	AS7695008020	684.90

Trap Standards

Threaded inside for Lakewell or Akron cast iron service sinks
P-Trap with strainer, Outlet to wall.



SIZE	STOCK NO	EACH
2"	AS7798020	178.80
3"	AS7798030	178.80

Florwell™ Corner Service Sink



- 22" x 18" x 13"
- Enameled cast iron
- 3" Outlet

COLOR	MODEL	STOCK NO	EACH
White	7741.000	AS7741000020	760.05

Clinic Service Sink Floor Mount



- 29 1/4" x 20" x 18"
- 1 1/2" Top Spud
- Flushing rim
- Includes bolt caps
- 6.5 GPF siphon jet flushing action

COLOR	MODEL	STOCK NO	EACH
White	9504.999	AS9504999020	715.95

Clinic Service Sink Wall Mount



- 25 1/4" x 21 1/8"
- 1 1/2" Top Spud
- Flushing rim
- Blow-out operation

COLOR	MODEL	STOCK NO	EACH
White	9512.999	AS9512999020	678.15
10" Side Rim Guards (2)			
Stainless Steel		AS7832512075	55.50

American Standard Urinals ⁽¹⁷⁾

americanstandard-us.com

Wall Mount Urinals



Trimbrook™ Wall Mount Urinal

1.0 GPF Siphon jet flush action

- 14" x 17½" x 26¾"
- Flushing rim
- ¾" top spud
- 2 wall hangers
- Extended sides for privacy
- Outlet connection threaded 2" inside (NPTF)
- Recommended working pressure – between 20 psi at valve when flushing and 80 psi static
- When top of rim installed 17" from finished floor



COLOR	MODEL	STOCK NO	EACH
White	6561.017	AS6561017020	252.00



Lynbrook® Wall Mount Urinal

1.0 GPF Blowout flush action

- 14" x 18½" x 28¾"
- Flushing rim
- 1¼" top spud
- 2 wall hangers
- Extended sides for privacy
- Outlet connection threaded 2" inside (NPTF)
- Recommended working pressure – between 20 psi at valve when flushing and 80 psi static
- When top of rim installed 17" from finished floor



COLOR	MODEL	STOCK NO	EACH
White	6601.012	AS6601012020	279.00

**For Flush Valves see
pages 352-353 & 355-358**



Allbrook FloWise® Wall Mount Urinal

High efficiency .5 to 1.0 GPF Siphon jet flush action

- 14⅝" x 14⅝" x 21½"
- Flushing rim
- ¾" top spud
- Wall hanger
- Outlet connection threaded 2" inside (NPTF)
- Recommended working pressure – between 20 psi at valve when flushing and 80 psi static
- When top of rim installed 17" from finished floor



COLOR	MODEL	STOCK NO	EACH
White	6550.001	AS6550001020	121.20



Maybrook® Wall Mount Urinal

High efficiency .125 to 1.0 GPF Washout flush action

- 12¾" x 12¾" x 18"
- Flushing rim
- ¾" top spud
- 1½" tubing tailpiece
- Strainer included
- Wall hanger
- Extended sides for privacy
- Recommended working pressure – between 20 psi at valve when flushing and 80 psi static
- When top of rim installed 17" from finished floor



COLOR	MODEL	STOCK NO	EACH
White	6581.001	AS6581001020	142.95



Washbrook FloWise® Wall Mount Urinal

High efficiency .125 to 1.0 GPF Washout flush action

- 14⅞" x 18⅞" x 26⅞"
- Elongated 14" rim
- ¾" top spud
- Strainer included
- 2 wall hangers
- Extended sides for privacy
- Outlet connection threaded 2" inside (NPTF)
- Recommended working pressure – between 20 psi at valve when flushing and 80 psi static
- When top of rim installed 17" from finished floor



COLOR	MODEL	STOCK NO	EACH
White	6590.001	AS6590001020	177.90

Floor Mount Urinal



Stallbrook™ Floor Mount Urinal

.5 to 1.0 GPF Washout flush action

- 15" x 18" x 38¼"
- Sloping front stall urinal
- ¾" top spud
- Integral flush spreader
- Drian NOT included
- Recommended working pressure – between 20 psi at valve when flushing and 80 psi static



Electronic flush valve required to meet ADA

COLOR	MODEL	STOCK NO	EACH
White	6400.001	AS6400001020	460.35

(18) Brass Beehive Urinal Strainer

Chrome plated

SIZE	STOCK NO	EACH
2"	DBW9109	155.72

(18) Brass Urinal Flange

Flange ONLY

SIZE	STOCK NO	EACH
2"	BKT112	100.46



10" Rough-ins

Maxwell® Round Toilet

Dual fed siphon jet Flushing System

- 3" flush valve
- 2" glazed trapway
- Color match trip lever

10" Rough-in • LESS Toilet Seat



COLOR	STOCK NO	EACH
Round Front Bowl, 14½"		
White	GEMX21952WH	83.70
1.6 GPF Tank • Combination MX-20-900		
White	GEMX28995WH	71.30

Maxwell® Elongated Toilet

Dual fed siphon jet Flushing System

- 3" flush valve
- 2" glazed trapway
- Color match trip lever

10" Rough-in • LESS Toilet Seat



COLOR	STOCK NO	EACH
Elongated Front Bowl, 14½"		
White	GEMX21962WH	103.85
1.6 GPF Tank • Combination MX-20-910		
White	GEMX28995WH	71.30



Maxwell® Elongated Toilet

Dual fed siphon jet Flushing System

- 3" flush valve
- 2" glazed trapway
- Color match trip lever

10" Rough-in • LESS Toilet Seat



COLOR	STOCK NO	EACH
ADA Elongated Front Bowl, 16½" ErgoHeight		
White	GEMX21928WH	142.60
1.6 GPF Tank • Combination MX-20-917		
White	GEMX28995WH	71.30

Wall Mount



Maxwell® Elongated Wall Mount Toilet

Dual fed siphon jet Flushing System

- 3" flush valve
- 2" glazed trapway
- Color match trip lever

4" Wall Mount Rough-in • LESS Toilet Seat



COLOR	STOCK NO	EACH
Elongated Wall Mount Front Bowl		
White	GE21970WH	373.55
1.28 GPF Tank • Combination 20-021		
White	GE28970WH	105.40

12" Rough-ins

Maxwell® Round Toilet

Dual fed siphon jet Flushing System

- 3" flush valve
- 2" glazed trapway
- Color match trip lever

12" Rough-in • LESS Toilet Seat



COLOR	STOCK NO	EACH
Round Front Bowl, 14½"		
White	GEMX21952WH	83.70
1.6 GPF Tank • Combination MX-20-902		
White	GEMX28990WH	49.60
1.6 GPF Tank • Right hand trip lever		
White	GEMX28990WHR	49.60
1.28 GPF Tank • Right hand trip lever		
White	GE28990WHR	49.60

Maxwell® Elongated Toilet

Dual fed siphon jet Flushing System

- 3" flush valve
- 2" glazed trapway
- Color match trip lever

12" Rough-in • LESS Toilet Seat



COLOR	STOCK NO	EACH
Elongated Front Bowl, 14½"		
White	GEMX21962WH	103.85
Biscuit	GEMX21962BI	114.70
1.6 GPF Tank • Combination MX-20-912		
White	GEMX28990WH	49.60
Biscuit	GEMX28990BI	60.45
1.6 GPF Tank • Right hand trip lever		
White	GEMX28990WHR	49.60
1.28 GPF Tank • Right hand trip lever		
White	GE28990WHR	49.60



Maxwell® Elongated Toilet

Dual fed siphon jet Flushing System

- 3" flush valve
- 2" glazed trapway
- Color match trip lever

12" Rough-in • LESS Toilet Seat



COLOR	STOCK NO	EACH
ADA Elongated Front Bowl, 16½" ErgoHeight		
White	GEMX21928WH	142.60
Biscuit	GEMX21928BI	196.85
1.6 GPF Tank • Combination MX-20-912		
White	GEMX28990WH	49.60
Biscuit	GEMX28990BI	60.45
1.28 GPF Tank • Combination WS-20-918		
White	GE28990WH	49.60
1.6 GPF Tank • Right hand trip lever		
White	GEMX28990WHR	49.60
1.28 GPF Tank • Right hand trip lever		
White	GE28990WHR	49.60

(21)

Replacement Flapper

For 1.6 GPF Maxwell GEM299X Tanks

SIZE	STOCK NO	EACH
3" Diameter	GEGA700895	10.19

14" Rough-ins

Maxwell® Round Toilet

Dual fed siphon jet Flushing System

- 3" flush valve
- 2" glazed trapway
- Color match trip lever

14" Rough-in • LESS Toilet Seat



COLOR	STOCK NO	EACH
Round Front Bowl, 14½"		
White	GEMX21952WH	83.70
1.6 GPF Tank • Combination MX-20-904		
White	GEMX28994WH	71.30

Maxwell® Elongated Toilet

Dual fed siphon jet Flushing System

- 3" flush valve
- 2" glazed trapway
- Color match trip lever

14" Rough-in • LESS Toilet Seat



COLOR	STOCK NO	EACH
Elongated Front Bowl, 14½"		
White	GEMX21962WH	103.85
1.6 GPF Tank • Combination MX-20-914		
White	GEMX28994WH	71.30



Maxwell® Elongated Toilet

Dual fed siphon jet Flushing System

- 3" flush valve
- 2" glazed trapway
- Color match trip lever

14" Rough-in • LESS Toilet Seat



COLOR	STOCK NO	EACH
ADA Elongated Front Bowl, 16½" ErgoHeight		
White	GEMX21928WH	142.60
1.6 GPF Tank • Combination MX-20-924		
White	GEMX28994WH	71.30

Rear Rough-in



Maxwell® Compact Elongated Back Outlet Toilet

Dual fed siphon jet Flushing System

- 3" flush valve
- 2" glazed trapway
- Color match trip lever

4¼" Rear Rough-in • LESS Toilet Seat



COLOR	STOCK NO	EACH
ADA Elongated Front Bowl, 16½" ErgoHeight		
White	GE21975WH	353.40
1.6 GPF Tank • Combination MX-21-022		
White	GEMX28995WH	71.30

10" Rough-ins

Viper® Round Toilet

Large Dual fed siphon jet Flushing System

- 3" flush valve
- 2" glazed trapway
- Color match trip lever

10" Rough-in • LESS Toilet Seat



COLOR	STOCK NO	EACH
Round Front Bowl, 15"		
White	GEVP21552WH	120.90
Biscuit	GEVP21552BI	134.85
1.6 GPF Tank • Combination GWS31500		
White	GEWS38595WH	99.20
Biscuit	GEWS38595BI	113.15
1.6 GPF Tank • Combination VP-21-500		
White	GEVP28595WH	113.15
Biscuit	GEVP28595BI	113.15

Viper® Elongated Toilet

Large Dual fed siphon jet Flushing System

- 3" flush valve
- 2" glazed trapway
- Color match trip lever

10" Rough-in • LESS Toilet Seat



COLOR	STOCK NO	EACH
Elongated Front Bowl, 15"		
White	GEVP21562WH	147.25
Biscuit	GEVP21562BI	165.85
1.28 GPF Tank • Combination GWS31510		
White	GEWS38595WH	99.20
Biscuit	GEWS38595BI	113.15
1.6 GPF Tank • Combination VP-21-510		
White	GEVP28595WH	113.15
Biscuit	GEVP28595BI	113.15



Viper® Elongated ErgoHeight™ Toilet

Large Dual fed siphon jet Flushing System

- 3" flush valve
- 2" glazed trapway
- Color match trip lever

10" Rough-in • LESS Toilet Seat



COLOR	STOCK NO	EACH
ADA Elongated Front Bowl, 16 1/2" ErgoHeight		
White	GEVP21528WH	179.80
1.28 GPF Tank • Combination GWS31517		
White	GEWS38595WH	99.20
Biscuit	GEWS38595BI	113.15

Viper® Round Toilet

Large Dual fed siphon jet Flushing System

- 3" flush valve
- 2" glazed trapway
- Color match trip lever

14" Rough-in • LESS Toilet Seat



COLOR	STOCK NO	EACH
Round Front Bowl, 15"		
White	GEVP21552WH	120.90
1.28 GPF Tank • Combination GWS31524		
White	GEWS38594WH	99.20

Viper® Round Toilet

Large Dual fed siphon jet Flushing System

- 3" flush valve
- 2" glazed trapway
- Color match trip lever

12" Rough-in • LESS Toilet Seat



COLOR	STOCK NO	EACH
Round Front Bowl, 15"		
White	GEVP21552WH	120.90
Biscuit	GEVP21552BI	134.85
Bone	GEVP21552BO	134.85
1.6 GPF Tank • Combination VP-21-502		
White	GEVP28590WH	65.10
Bone	GEVP28590BO	79.05
1.28 GPF Tank • Combination GWS31502		
Biscuit	GEWS38590BI	79.05
Bone	GEWS38590BO	79.05
1.28 GPF Insulated Tank		
White	GEWS38592WH	97.65
Biscuit	GEWS38592BI	111.60
1.6 GPF Right-Hand Trip Lever Tank		
White	GEVP28590WHR	65.10
1.28 GPF Right-Hand Trip Lever Tank		
White	GEWS38590WHR	65.10
1.28 GPF Tank • Combination WS-21-502		
White	GEWS28590WH	65.10

Viper® Elongated Toilet

Large Dual fed siphon jet Flushing System

- 3" flush valve
- 2" glazed trapway
- Color match trip lever

12" Rough-in • LESS Toilet Seat



COLOR	STOCK NO	EACH
Elongated Front Bowl, 15"		
White	GEVP21562WH	147.25
Biscuit	GEVP21562BI	165.85
Bone	GEVP21562BO	165.85
1.6 GPF Tank • Combination VP-21-512		
White	GEVP28590WH	65.10
Bone	GEVP28590BO	79.05
1.28 GPF Tank • Combination GWS31512		
Biscuit	GEWS38590BI	79.05
Bone	GEWS38590BO	79.05
1.28 GPF Insulated Tank		
White	GEWS38592WH	97.65
Biscuit	GEWS38592BI	111.60
1.6 GPF Right-Hand Trip Lever Tank		
White	GEVP28590WHR	65.10
1.28 GPF Right-Hand Trip Lever Tank		
White	GEWS38590WHR	65.10
1.28 GPF Tank • Combination WS-21-512		
White	GEWS28590WH	65.10

12" Rough-ins



Viper® Elongated ErgoHeight™ Toilet

Large Dual fed siphon jet Flushing System

- 3" flush valve
- 2" glazed trapway
- Color match trip lever

12" Rough-in • LESS Toilet Seat



COLOR	STOCK NO	EACH
ADA Elongated Front Bowl, 16 1/2" ErgoHeight		
White	GEVP21528WH	179.80
Biscuit	GEVP21528BI	257.30
ADA Elongated Front Bowl, 17 1/8" ErgoHeight™		
Bone	GEVP31528BO	227.85
1.6 GPF Tank • Combination VP-21-518		
White	GEVP28590WH	65.10
Bone	GEVP28590BO	79.05
1.28 GPF Tank • Combination GWS31518		
Biscuit	GEWS38590BI	79.05
Bone	GEWS38590BO	79.05
1.28 GPF Insulated Tank		
White	GEWS38592WH	97.65
Biscuit	GEWS38592BI	111.60
1.6 GPF Right-Hand Trip Lever Tank		
White	GEVP28590WHR	65.10
1.28 GPF Right-Hand Trip Lever Tank		
White	GEWS38590WHR	65.10
1.28 GPF Tank • Combination WS-21-518		
White	GEWS28590WH	65.10



Viper® Compact Elongated ErgoHeight™ Toilet

Large Dual fed siphon jet Flushing System

- 3" flush valve
- 2" glazed trapway
- Color match trip lever

12" Rough-in • LESS Toilet Seat



COLOR	STOCK NO	EACH
ADA Elongated Front Bowl, 16 3/8" ErgoHeight		
White	GEHE21872WH	218.55
1.28 GPF Tank • Combination HE-21-519		
White	GEHE28570WH	75.95

Replacement Trip Lever



COLOR	STOCK NO	EACH
Chrome, Left-hand	GE99001	33.44
White, Left-hand	GE99001WH	32.40
White, Right-hand	GE99001RHWH	33.44

Gerber Viper® 14" Rough-ins

Viper® Round Toilet

Large Dual fed siphon jet Flushing System

- 3" flush valve
- 2" glazed trapway
- Color match trip lever

14" Rough-in • LESS Toilet Seat



COLOR	STOCK NO	EACH
Round Front Bowl, 15"		
White	GEVP21552WH	120.90
1.28 GPF Tank • Combination GWS31524		
White	GEWS38594WH	99.20

Viper® Elongated Toilet

Large Dual fed siphon jet Flushing System

- 3" flush valve
- 2" glazed trapway
- Color match trip lever

14" Rough-in • LESS Toilet Seat



COLOR	STOCK NO	EACH
Elongated Front Bowl, 15"		
White	GEVP21562WH	147.25
1.28 GPF Tank • Combination GWS31524		
White	GEWS38594WH	99.20



Viper® Elongated ErgoHeight™ Toilet

Large Dual fed siphon jet Flushing System

- 3" flush valve
- 2" glazed trapway
- Color match trip lever

14" Rough-in • LESS Toilet Seat



COLOR	STOCK NO	EACH
ADA Elongated Front Bowl, 16 1/2" ErgoHeight		
White	GEVP21528WH	179.80
1.28 GPF Tank • Combination GWS31524		
White	GEWS38594WH	99.20

10" Rough-ins

Avalanche® Elongated Toilet

Extra-Large Dual fed siphon jet Flushing System

- 3" flush valve
- 2" glazed trapway
- Color match trip lever

10" Rough-in • LESS Toilet Seat



COLOR	STOCK NO	EACH
Elongated Front Bowl, 15½"-16"		
White	GEAV21862WH	186.00
1.28 GPF Tank • Combination WS-21-810		
White	GEWS28895WH	128.65



Avalanche® Elongated ErgoHeight™ Toilet

Extra-Large Dual fed siphon jet Flushing System

- 3" flush valve
- 2" glazed trapway
- Color match trip lever

10" Rough-in • LESS Toilet Seat



COLOR	STOCK NO	EACH
ADA Elongated Front Bowl, 16½" ErgoHeight		
White	GEAV21828WH	232.50
1.28 GPF Tank • Combination WS-21-817		
White	GEWS28895WH	128.65

Universal Tank Levers

- Attaches to all Flush Valve Styles & Sizes
- Designed to Fit all Gerber Gravity Single Flush Toilets and Most Other Gravity Single Flush Models on the Market
- Fits all Flapper Chains Links & Bead Styles
- Optimized to be Used with Both 2" and 3" Toilet Flappers
- Reinforced Elbow for Improved Strength



COLOR	STOCK NO	EACH
Chrome	GEGA70036054	30.57
Brushed Nickel	GEGA70036054BN	32.92
Satin Black	GEGA70036054BS	34.49

12" Rough-ins



Avalanche® Round ErgoHeight™ Toilet

Extra-Large Dual fed siphon jet Flushing System

- 3" flush valve
- 2" glazed trapway
- Color match trip lever

12" Rough-in • LESS Toilet Seat



COLOR	STOCK NO	EACH
ADA Round Front Bowl, 17⅞" ErgoHeight™		
White	GEAV31852WH	167.40
1.28 GPF Tank • Combination GWS31802		
White	GEWS38890WH	99.20
1.28 GPF Right-Hand Trip Lever Tank		
White	GEWS38890WHR	99.20
1.6 GPF Tank • Combination GAV31802		
White	GEAV38890WH	99.20

Avalanche® Elongated Toilet

Extra-Large Dual fed siphon jet Flushing System

- 3" flush valve
- 2" glazed trapway
- Color match trip lever

12" Rough-in • LESS Toilet Seat



COLOR	STOCK NO	EACH
Elongated Front Bowl, 15½"-16"		
White	GEAV21862WH	186.00
1.28 GPF Tank • Combination WS-21-812		
White	GEWS28890WH	99.20
1.28 GPF Right-Hand Trip Lever Tank		
White	GEWS28890WHR	99.20
1.6 GPF Tank • Combination AV-21-812		
White	GEAV28890WH	99.20



Avalanche® Elongated ErgoHeight™ Toilet

Extra-Large Dual fed siphon jet Flushing System

- 3" flush valve
- 2" glazed trapway
- Color match trip lever

12" Rough-in • LESS Toilet Seat



COLOR	STOCK NO	EACH
ADA Elongated Front Bowl, 16½" ErgoHeight		
White	GEAV21828WH	232.50
1.28 GPF Tank • Combination WS-21-818		
White	GEWS28890WH	99.20
1.28 GPF Right-Hand Trip Lever Tank		
White	GEWS28890WHR	99.20
1.6 GPF Tank • Combination AV-21-818		
White	GEAV28890WH	99.20

Avalanche Elite™



Avalanche Elite™ Round ErgoHeight™ Toilet

PowerClean XL Dual fed siphon jet Flushing System

- 3" flush valve
- 2⅞" glazed trapway
- Color match trip lever

12" Rough-in • LESS Toilet Seat



COLOR	STOCK NO	EACH
ADA Round Front Bowl, 17" ErgoHeight		
White	GEAB21852WH	199.95
1.6 GPF Tank • Combination AV-20-852		
White	GEAL28890WH	103.85
1.6 GPF Right-Hand Trip Lever Tank		
White	GEAL28890WHR	103.85



Avalanche Elite™ Elongated ErgoHeight™ Toilet

PowerClean XL Dual fed siphon jet Flushing System

- 3" flush valve
- 2⅞" glazed trapway
- Color match trip lever

12" Rough-in • LESS Toilet Seat



COLOR	STOCK NO	EACH
ADA Elongated Front Bowl, 17" ErgoHeight		
White	GEAB21828WH	263.50
1.6 GPF Tank • Combination AV-20-828		
White	GEAL28890WH	103.85
1.6 GPF Right-Hand Trip Lever Tank		
White	GEAL28890WHR	103.85

Avalanche Skirted Concealed Trapway



Avalanche® Elongated ErgoHeight™ Toilet

Large Dual fed siphon jet Flushing System

- 3" flush valve
- 2" glazed trapway
- Color match trip lever

12" Rough-in • LESS Toilet Seat



COLOR	STOCK NO	EACH
ADA Elongated Front Bowl, 17⅞" ErgoHeight™		
White	GE21832WH	206.15
1.28 GPF Tank • Combination G0020832		
White	GE28830WH	173.60

Ultra Flush® 10" Rough-ins

Ultra Flush® Round Toilet

Dual fed siphon jet
Pressurized Flushing System

- Sloan Flushmate
Pressure Vessel Inside
- 2" glazed trapway
- Chrome trip lever

10" Rough-in • LESS Toilet Seat



COLOR	STOCK NO	EACH
Round Front Bowl, 14¼"		
White	GEUF21342WH	159.65
1.6 GPF Tank • Combination 20-300		
White	GE28385WH	238.70

Ultra Flush® Elongated Toilet

Dual fed siphon jet
Pressurized Flushing System

- Sloan Flushmate
Pressure Vessel Inside
- 2" glazed trapway
- Chrome trip lever

10" Rough-in • LESS Toilet Seat



COLOR	STOCK NO	EACH
Elongated Front Bowl, 14¼"		
White	GEUF21372WH	179.80
1.6 GPF Tank • Combination 20-311		
White	GE28385WH	238.70



Ultra Flush® Elongated ErgoHeight™ Toilet

Dual fed siphon jet
Pressurized Flushing System

- Sloan Flushmate
Pressure Vessel Inside
- 2" glazed trapway
- Chrome trip lever

10" Rough-in • LESS Toilet Seat



COLOR	STOCK NO	EACH
ADA Elongated Front Bowl, 17" ErgoHeight		
White	GEUF21377WH	204.60
1.6 GPF Tank • Combination 20-317		
White	GE28385WH	238.70

Ultra Flush® 12" Rough-ins

Ultra Flush® Round Toilet

Dual fed siphon jet
Pressurized Flushing System

- Sloan Flushmate
Pressure Vessel Inside
- 2" glazed trapway
- Chrome trip lever

12" Rough-in • LESS Toilet Seat



COLOR	STOCK NO	EACH
Round Front Bowl, 14¼"		
White	GEUF21342WH	159.65
1.6 GPF Tank • Combination 20-302		
White	GE28380WH	217.00

Ultra Flush® Elongated Toilet

Dual fed siphon jet
Pressurized Flushing System

- Sloan Flushmate
Pressure Vessel Inside
- 2" glazed trapway
- Chrome trip lever

12" Rough-in • LESS Toilet Seat



COLOR	STOCK NO	EACH
Elongated Front Bowl, 14¼"		
White	GEUF21372WH	179.80
1.6 GPF Tank • Combination 20-312		
White	GE28380WH	217.00



Ultra Flush® Elongated ErgoHeight™ Toilet

Dual fed siphon jet
Pressurized Flushing System

- Sloan Flushmate
Pressure Vessel Inside
- 2" glazed trapway
- Chrome trip lever

12" Rough-in • LESS Toilet Seat



COLOR	STOCK NO	EACH
ADA Elongated Front Bowl, 17" ErgoHeight		
White	GEUF21377WH	204.60
1.6 GPF Tank • Combination 20-318		
White	GE28380WH	217.00

Ultra Flush® Tank ONLY with Right Hand Trip Lever

GPF	STOCK NO	EACH
1.6 GPF	GE28380WHR	217.00



Logan Square™

Logan Square™ Elongat ErgoHeight™ Toilet

Dual fed siphon jet
Flushing System

- 3" flush valve
- 2" glazed trapway
- Color match trip lever

12" Rough-in • LESS Toilet Seat



COLOR	STOCK NO	EACH
ADA Elongated Front Bowl, 16⅝" ErgoHeight		
White	GEHE21538WH	288.30
Biscuit	GEHE21538BI	349.53
1.28 GPF Tank • Combination HE-20-018		
White	GEHE28530WH	214.68
Biscuit	GEHE28530BI	265.83

Burr Ridge™

Burr Ridge™ Elongated ErgoHeight™ Toilet

"PowerClean"
Flushing System

- 3" flush valve
- 2" glazed trapway
- Chrome metal match trip lever

12" Rough-in • Toilet Seat included



COLOR	STOCK NO	EACH
ADA Elongated Front Bowl, 16⅝" ErgoHeight		
1.28 GPF Tank • 21-187-CT		
White	GE21187CT	536.30

Wall Mount Urinals



Layfayette™ Wall Mount Urinal

0.5/1.0 GPF Washout flush action

- 14" x 18½" x 23⅜"
- Elongated rim
- ¾" top spud
- Integral strainer
- Outlet connection threaded 2" inside (NPTF)
- When top of rim installed 17" from finished floor



COLOR	MODEL	STOCK NO	EACH
White	GHE27740	GEHE27740WH	124.00



Monitor™ Wall Mount Urinal

0.125 - 1.0 GPF Washout

- 14⅝" x 19¼" x 27"
- Integral flush spreader
- Extended Shields
- 1" x ¾" top spud
- Dual wall hangers
- 2" outlet spud NPT connection supplied
- When top of rim installed 17" from finished floor



COLOR	MODEL	STOCK NO	EACH
White	GHE27780	GEHE27780WH	269.70



Hamilton™ Wall Mount Urinal

0.125 gpf, 0.5 gpf, and 1.0 gpf when used with the appropriate flush valve

- 14⅝" x 17½" x 26½"
- Extended shields
- ¾" top spud
- Dual Wall Hanger G0099290 Included
- Integral flush spreader
- 2" Outlet spud NPT G0099160 Included
- When top of rim installed 17" from finished floor



COLOR	MODEL	STOCK NO	EACH
White	GHE27770	GEHE27770WH	272.80

For Flush Valves see page 354-360

Wall Mount Sinks

West Point™ Wall Mount Sink

- 14⅝" x 12"
- Front overflow
- 2 integral self-draining soap dishes



COLOR	MODEL	STOCK NO	EACH
White	12-354	GE12354WH	65.10



Plymouth™ Wall Mount Sink

- 19" x 17"
- Rear overflow
- 2 integral self-draining soap dishes
- From 31" to 34" when used with offset drain



COLOR	MODEL	STOCK NO	EACH
White	12-314	GE12314WH	68.20



Monticello II™ Wall Mount Sink

- 20" x 18"
- Back Splash
- Rear overflow
- 2 integral self-draining soap dishes
- From 31" to 34" when used with offset drain



COLOR	MODEL	STOCK NO	EACH
White	12-654	GE12654WH	91.45

Undercounter Sinks

Logan Square™ Undercounter Sink

- 20½" x 17⅞"
- Front overflow



COLOR	MODEL	STOCK NO	EACH
White	12-760	GE12760WH	157.33
Biscuit	12-760	GE12760BI	213.90

Drop In Sinks

Maxwell® Oval Drop-In Sink

- 21" x 17⅞"
- Self-rimming
- Front overflow



COLOR	MODEL	STOCK NO	EACH
White	12-384	GE12834WH	40.30
Biscuit	12-384	GE12834BI	54.25

Logan Square™ Drop-In Sink

- 23⅝" x 18⅞"
- Self-rimming
- Front overflow



COLOR	MODEL	STOCK NO	EACH
White	12-875	GE12875WH	189.10

Pedestal Sinks

22-585/22-589 Logan Square™ Sink & Pedestal Unit

- 25½" x 20½"
- Large deck space
- Rear overflow
- 35" height with pedestal



COLOR	MODEL	STOCK NO	EACH
White 4" Centers	12-585	GE12585WH	458.80
White 8" Centers	12-589	GE12589WH	458.80
White Pedestal	29-847	GE29847WH	92.23

Maxwell® Sink & Pedestal Unit

- 25½" x 20½"
- Back Splash
- Front overflow
- 34" height with pedestal



COLOR	MODEL	STOCK NO	EACH
White Lavatory	12-514	GE12514WH	111.60
White Pedestal	29-842	GE29842	44.95

Elongated Floor Mount Universal Water Closet

1.1-1.6 GPF Siphon Jet Flushing Action

- 26³/₄" x 14" x 15"
- 1¹/₂" IPS Top spud
- 2¹/₈" fully glazed trapway

10" or 12" Rough-in • Toilet Seat not included.

COLOR	STOCK NO	EACH
White	SL2102009	81.63



Elongated Floor Mount Universal Water Closet

1.1-1.6 GPF Siphon Jet Flushing Action

- 26³/₄" x 14" x 17"
- 1¹/₂" IPS Top spud
- 2¹/₈" fully glazed trapway

10" or 12" Rough-in • Toilet Seat not included.

COLOR	STOCK NO	EACH
White	SL2102029	96.20



Elongated Wall Mount Universal Water Closet

1.1-1.6 GPF Siphon Jet Flushing Action

- 26³/₄" x 15"
- 1¹/₂" IPS Top spud
- 2¹/₈" fully glazed trapway
- When top of rim installed 17" from finished floor

Toilet Seat not included.

COLOR	STOCK NO	EACH
White	SL2102459	81.63



Urinal & Royal Flushometer Combo

0.125 GPF Washdown flush action

- 14¹/₄" x 17¹/₄" x 25¹/₂"
- 3/4" IPS top spud
- Integral flushing rim
- 2" NPT outlet flange
- Vandal resistant strainer
- Mounting hardware included
- When top of rim installed 17" from finished floor

Exposed manual Royal 186 Flushometer included.

COLOR	STOCK NO	EACH
White	SL10001001	416.97



When top of rim installed 17" from finished floor

Standard Washdown Urinal

- 14¹/₄" x 17¹/₄" x 25¹/₂"
- 3/4" IPS top spud
- Integral flushing rim
- 2" NPT outlet flange
- Vandal resistant strainer
- Mounting hardware included

0.125-0.5 GPF Washdown flush action

COLOR	STOCK NO	EACH
White	SL1101009	167.62



Wall Mount Sink with Backsplash

- 18¹/₄" x 20³/₄" x 12¹/₄"
- Front overflow
- 4" Backsplash
- Mounting hardware incl

4" Centers • Less Carrier

COLOR	STOCK NO	EACH
White	SL3873003	51.02



Drop-In Sink

- 17" x 20" x 8"
- Front overflow
- Self-rimming

4" Centers

COLOR	STOCK NO	EACH
White	SL3873002	58.30



The Original™ .8 GPF Elongated Toilet

- 18³/₄" x 31" x 28³/₈"
- Quiet, powerful flush delivered with a patented Stealth flush chamber and air transfer system.
- Fluidmaster fill valve.
- No flapper to cause leakage.
- 2" fully glazed trapway.
- Chrome Side Handle.

0.8 GPF • 12" Rough-in • Toilet Seat not included.

DESCRIPTION	STOCK NO	EACH
Tank White	N7714TFHWH	110.05
Bowl White	N7717WH	168.45



NIAGARA

Saniflo offers several models for different applications and requirements for either gray or black water. Gray water is wastewater from sinks, showers, washing machines, HVAC appliances. Black water is wastewater typically from toilets.



Round Bowl

Elongated Bowl

Saniflo Water Closets

- Vitreous bowl with integral p-trap, 1.28 GPF
- Rear-outlet bowl with 16-3/4" height
- Insulated tank supplied with fill and flush valves
- Equipped with all mounting hardware
- Large 3" trapway with 4 1/2" x 3 3/4" water spot
- IAPMO Listed / EPA Watersense labeled
- 1 year limited warranty

White in color with soft-close seat included

DESCRIPTION	STOCK NO	EACH
Round Bowl	SANIBOWLROWH	189.65
Elongated ADA Bowl	SANIBOWLELWH	225.01
Insulated Tank	SANITANKWH	147.06



Saniaccess3 option

- Connects to Saniflo water closet tank
- 3/4" or 1" discharge outlet with non-return valve
- 1 1/2" vent connection
- Two 2" inlets with check valves for additional wastewater from sink, bath/shower or urinal
- 2 easy access service panels

1/2" HP Motor, 120V-60Hz / 4.5 Amps, 51" Power Cord

DESCRIPTION	STOCK NO	EACH
Macerator Pump	SANIACCESS3	941.47
Extension Pipe	SANIEXTPIPE	57.00



Sanibest Pro option

- Connects to Saniflo water closet tank
- 3/4" or 1" discharge outlet with non-return valve
- 1 1/2" vent connection
- Two 2" inlets with check valves for additional wastewater from sink, bath/shower or urinal
- Easy access service panel

1" HP Motor, 120V-60Hz / 9 Amps, 49" Power Cord

DESCRIPTION	STOCK NO	EACH
Grinder Pump	SANIBESTPRO	1086.97
Extension Pipe	SANIEXTPIPE	57.00

Wall Mount Urinals



**UT104EX
Wall Mount Urinal**

- 0.5 GPF Washout flush action**
- 24" x 13 3/4" x 15 1/8"
 - 3/4" IPS top spud
 - Concealed integral trap
 - 2" IPS outlet
 - When top of rim installed 17" from finished floor
- EcoPower® Flush Valve not included.**



COLOR	STOCK NO	EACH
White	UT104EWH	127.47



**UT445UX
Wall Mount Urinal**

- 0.125 Washout flush action**
- 29" x 18" x 16"
 - 3/4" IPS top spud
 - Concealed integral trap
 - 2" IPS outlet
 - Low profile dome strainer
 - When top of rim installed 17" from finished floor
- EcoPower® Flush Valve not included.**



COLOR	STOCK NO	EACH
White	UT445UWH	191.91



**UT447EX
Wall Mount Urinal**

- 0.5 Washout flush action**
- 29 7/8" x 18 3/4" x 16 1/8"
 - 3/4" IPS top spud
 - Concealed integral trap
 - 2" IPS outlet
 - When top of rim installed 17" from finished floor
- EcoPower® Flush Valve not included.**



COLOR	STOCK NO	EACH
White	UT447EWH	169.31

**For Toto Flush Valves
see page 355**

Wall Mount Sinks



**LT307.4
Wall Mount Sink**

- 20 7/8" x 18" x 11 1/8"
- Anti-splash rim
- Includes wall hanger
- Punching for concealed arm carrier



4" Centers

COLOR	STOCK NO	EACH
White	LT3074WH	103.34



**Supreme®
Wall Mount Sink**

- 22 7/8" x 19 5/8"
- Rear overflow
- CEFIONTECT® ceramic glaze
- Includes wall hanger



8" Centers • Faucet not included

COLOR	STOCK NO	EACH
White	LT2418GWH	178.61

Shroud Only.

COLOR	STOCK NO	EACH
White	HT242WH	47.57

Undercounter Sink



**Atherton™
Undercounter Sink**

- 19 3/8" x 15 1/2"
- 1 1/4" waste
- Front overflow



Required for marble or granite type counter top

COLOR	STOCK NO	EACH
White	LT233WH	137.90

TOTO®
Perfection by Design



CT705ULN Elongated Floor Mount Toilet

1.0-1.6 GPF Siphon Jet Flushing Action
 • 25¼" L x 14¾" W x 17½" H
 • 1½" IPS Top spud
 • 1⅞" clear glazed trapway
10" or 12" Rough-in • Toilet Seat not included.



COLOR	STOCK NO	EACH
White	CT705ULNWH	149.61

CT705UN Elongated Floor Mount Toilet

1.0-1.6 GPF Siphon Jet Flushing Action
 • 25¼" L x 14¾" W x 15" H
 • 1½" IPS Top spud
 • 1⅞" clear glazed trapway
10" or 12" Rough-in • Toilet Seat not included.



COLOR	STOCK NO	EACH
White	CT705UNWH	122.06



When top of rim installed
 17" from finished floor

CT708U Elongated Wall Mount Toilet

1.0-1.6 GPF Siphon Jet Flushing Action
 • 24⅞" L x 15¾" W x 12¼" H
 • 1½" IPS Top spud
 • 2½" clear glazed trapway
Mounting hardware & Toilet Seat not included.



COLOR	STOCK NO	EACH
White	CT708UWH	134.85

(21)

Universal Flapper with Chain

STOCK NO	EACH
THU500S	16.20

(21)

Trip Lever

COLOR	STOCK NO	EACH
Chrome	THU068CP	36.45

(21)

Universal Fill Valve Assembly

STOCK NO	EACH
TSU99AX	34.02

**For Toto Flush Valves
 see page 355**

TOTO[®]
 Perfection by Design



With ADA Bowl

Eco Drake Floor Mount Toilet

1.28 GPF E-Max® flushing system
 • Transitional style tank
 • 2⅞" glazed trapway
 • Chrome trip lever



12" Rough-in • LESS Mounting hardware & Seat

DESCRIPTION	STOCK NO	EACH
Elongated ADA Bowl	C744ELWH	364.50
Elongated Bowl	C744EWH	295.50
Round Bowl	C743EWH	280.50
Tank/Cover	ST743EWH	244.52



With ADA Bowl

Drake® Floor Mount Toilet

1.28 or 1.6 GPF per tank selection
 • TORNADO FLUSH® System
 • CEFIONTECT® ceramic glaze
 • Chrome trip lever



12" Rough-in • LESS Mounting hardware & Seat

DESCRIPTION	STOCK NO	EACH
Compatible with SW3084WH Washlet Seat		
Elongated ADA Bowl	C776CEFGWH	149.27
Elongated Bowl	C776CEGWH	121.38
Round Bowl	C775CEFGWH	114.81
1.28 GPF Tank/Cover	ST776EAWH	93.50
1.6 GPF Tank/Cover	ST776SAWH	94.59
NOT Compatible with SW3084WH Washlet Seat		
Elongated ADA Bowl	C776CEFGT40WH	149.27
Elongated Bowl	C776CEGT40WH	345.00



Entrada Floor Mount Toilet

1.28 GPF E-Max® flushing system
 • 2⅞" glazed trapway
 • Chrome trip lever
 • Both bowls are 17¼" height



12" Rough-in • LESS Mounting hardware & Seat

DESCRIPTION	STOCK NO	EACH
Elongated ADA Bowl	C244EFWH	102.24
Round Universal Bowl	C243EFWH	85.29
Tank (left-hand trip lever)	ST243EWH	88.58
Tank (right-hand trip lever)	ST243ERWH	88.58

Toilet Seats

(18)

Softclose® Toilet Seat

Closed front toilet seat and cover with Softclose hinge system with mounting hardware.



DESCRIPTION	COLOR	STOCK NO	EACH
Elongated	White	SS11401	56.50
Round	White	SS113WH	57.21

(18)

Commercial Toilet Seat

Open front toilet seat with mounting hardware.



DESCRIPTION	COLOR	STOCK NO	EACH
Elongated	White	SC534WH	32.81

Washlet® C5 Toilet Seats

Includes:

- Wireless remote with illuminated touchpad
- Dual action Spray
- Adjustable water temperature & volume
- Warm air drying with variable settings
- Auto air deodorizer
- Heated seat with temperature control
- Water Premist™ cleans bowl before each use



DESCRIPTION	COLOR	STOCK NO	EACH
Elongated	White	SW3084WH	448.50

Softclose® Toilet Seat

Closed front toilet seat and cover with Softclose hinge system with mounting hardware.



DESCRIPTION	COLOR	STOCK NO	EACH
Elongated	Cotton	SS124WH	65.00

Residential Closet Seats ⁽¹⁸⁾

bemismfg.com

American Standard Toilet Seats

americanstandard-us.com



Champion Slow-Close

- Slow-close hinge for user convenience
- Remove without tools for easy cleaning
- EverClean® Antimicrobial Surface
- Seat includes mounting hardware

COLOR	STOCK NO	EACH
-------	----------	------

For Round Bowl

White	AS5320B65CT020	60.00
Linen	AS5320B65CT222	69.75
Bone	AS5320B65CT021	69.75

For Elongated Bowl

White	AS5321A65CT020	71.25
-------	----------------	-------



Cardiff Slow-Close

- Bottom mount seat made from solid polypropylene plastic
- Slow-close hinge for user convenience
- Seat includes mounting hardware with Quick Connect Nut
- Includes EverClean® surface which inhibits the growth of stain and odor causing bacteria, mold, and mildew on the surface.

For Elongated Bowl

COLOR	STOCK NO	EACH
White	AS5257A65MT020	45.00

American Standard

Solid Plastic



Model 200E4/1200E4

- STA-TITE® seat fastening system
- Easy-Clean & Change®
- Whisper-Close® slowly closes

COLOR	STOCK NO	EACH
-------	----------	------

For Round Bowl

White	200E4WH	43.62
Linen	200E4LI	50.33
Bone	200E4BO	50.33

For Elongated Bowl

White	1200E4WH	47.65
Linen	1200E4LI	55.48
Bone	1200E4BO	55.48



Model 800EC

- Easy-Clean & Change®

COLOR	STOCK NO	EACH
-------	----------	------

For Round Bowl

White	800ECWH	19.56
Linen	800ECLI	19.56
Bone	800ECBO	23.48



Model 70/170

- TopTite® Hinge
- Hex-Tite® Bolts

COLOR	STOCK NO	EACH
-------	----------	------

For Round Bowl

White	.70WH	14.59
-------	-------	-------

For Elongated Bowl

White	.170WH	18.03
-------	--------	-------



Model 730EC/7300EC

- Easy-Clean & Change®

COLOR	STOCK NO	EACH
-------	----------	------

For Round Bowl

White	730ECWH	21.56
-------	---------	-------

For Elongated Bowl

White	7300ECWH	28.79
-------	----------	-------

Enameled Wood Toilet Seats



Nextstep2

- Built-In Potty Seat secures magnetically
- Fits both adults and children
- Plastic child seat
- STA-TITE® Seat Fastening System
- Easy-Clean & Change
- Whisper-Close® slowly closes

COLOR	STOCK NO	EACH
-------	----------	------

For Round Bowl

White	888SLOWWH	46.98
-------	-----------	-------

For Elongated Bowl

White	1888SLOWWH	51.68
-------	------------	-------



Model 1600E4

- STA-TITE® Seat Fastening System™
- Easy-Clean & Change®
- Whisper-Close® slowly closes
- Precision Seat Fit™ adjustable 1/2" front-to-back

For Elongated Bowl

COLOR	STOCK NO	EACH
White	1600E4WH	43.80



Model 500EC/1500EC

- Easy-Clean & Change®

COLOR	STOCK NO	EACH
-------	----------	------

For Round Bowl

White	500ECWH	16.79
-------	---------	-------

Linen	.500ECLI	16.79
-------	----------	-------

Bone	500ECBO	16.79
------	---------	-------

For Elongated Bowl

White	1500ECWH	21.85
-------	----------	-------

Linen	.1500ECLI	21.85
-------	-----------	-------

Bone	1500ECBO	21.85
------	----------	-------



Model 1500TTT

- STA-TITE® Seat Fastening System™
- Precision Seat Fit™ adjustable 3/8" front-to-back

For Elongated Bowl

COLOR	STOCK NO	EACH
White	1500TTTWH	21.85

Commercial Closet Seats ⁽¹⁸⁾

bemismfg.com

Open Front with Cover

Model 950

- TopTite® Hinge
- Hex-Tite® Bolts

For Round Bowl • Heavy-duty plastic

COLOR	STOCK NO	EACH
White	950WH	48.99



Model 1250TTA

- TopTite® Hinge
- Hex-Tite® Bolts

For Elongated Bowl • Heavy-duty plastic

COLOR	STOCK NO	EACH
White	1250TTWH	55.84



Baby Bowl Seat

Model BB955CT Baby/Toddler Seat

- DuraGuard® Antimicrobial
- STA-TITE® Seat Fastening System™
- Non-corroding stainless steel posts and pintles

For Round Bowl • Heavy-duty plastic

COLOR	STOCK NO	EACH
White	BB955CTWH	56.72



Open Front Less Cover

Model 955SSCT

- STA-TITE® Seat Fastening System™
- Self-sustaining check hinges
- Non-corroding stainless steel posts and pintles

For Round Bowl • Heavy-duty plastic

COLOR	STOCK NO	EACH
White	955SSCTWH	31.17
Black	955SSCTBL	31.17



Model 1955SSCT

- STA-TITE® Seat Fastening System™
- Self-sustaining check hinges
- Non-corroding stainless steel posts and pintles

For Elongated Bowl • Heavy-duty plastic

COLOR	STOCK NO	EACH
White	1955SSCTWH	29.48
Black	1955SSCTBL	29.48



Model 1655SSCT

- STA-TITE® Seat Fastening System™
- Self-sustaining check hinges
- Non-corroding stainless steel posts and pintles

For Elongated Bowl • Extra Heavy-duty plastic

COLOR	STOCK NO	EACH
White	1655SSCTWH	45.82
Black	1655SSCTBL	45.82



Elkay Celebrity Stainless Steel Sinks (18a)

elkay.com

Single Bowl Drop-in Sinks

CR1721

- 17" x 21" x 7"
- Single Compartment
- 14" x 15 $\frac{3}{4}$ " x 6 $\frac{3}{4}$ " Bowl Size
- 20 Gauge Stainless Steel Sink



FAUCET HOLES	STOCK NO	EACH
3-Hole	ELCR17213	278.94

CR2522

- 25" x 22" x 7"
- Single Compartment
- 21" x 15 $\frac{3}{4}$ " x 6 $\frac{3}{4}$ " Bowl Size
- 20 Gauge Stainless Steel Sink



FAUCET HOLES	STOCK NO	EACH
4-Hole	ELCR25224	290.10

PSR1918

- 19" x 18" x 7 $\frac{1}{8}$ "
- Single Compartment
- 16" x 11 $\frac{1}{2}$ " x 7" Bowl Size
- 20 Gauge Stainless Steel Sink



FAUCET HOLES	STOCK NO	EACH
2-Hole	ELPSR19182	374.08
3-Hole	ELPSR19183	374.08

PSR2219

- 22" x 19 $\frac{1}{2}$ " x 7 $\frac{1}{8}$ "
- Single Compartment
- 18" x 14" x 7" Bowl Size
- 20 Gauge Stainless Steel Sink



FAUCET HOLES	STOCK NO	EACH
3-Hole	ELPSR22193	414.60

PSR2522

- 25" x 22" x 7 $\frac{1}{2}$ "
- Single Compartment
- 21" x 15 $\frac{3}{4}$ " x 7 $\frac{1}{8}$ " Bowl Size
- 20 Gauge Stainless Steel Sink



FAUCET HOLES	STOCK NO	EACH
3-Hole	ELPSR25223	447.48
4-Hole	ELPSR25224	447.48

Double Bowl Drop-in Sinks

CR3322

- 33" x 22" x 7"
- Equal Double Compartments
- 14" x 15 $\frac{3}{4}$ " x 6 $\frac{3}{4}$ " Bowl Sizes
- 20 Gauge Stainless Steel Sink



FAUCET HOLES	STOCK NO	EACH
3-Hole	ELCR33223	409.31
4-Hole	ELCR33224	409.31

PSR3319

- 33" x 19 $\frac{1}{2}$ " x 7 $\frac{1}{8}$ "
- Equal Double Compartments
- 14" x 14" x 7" Bowl Sizes
- 20 Gauge Stainless Steel Sink



FAUCET HOLES	STOCK NO	EACH
3-Hole	ELPSR33193	638.34

PSR3321

- 33" x 21 $\frac{1}{4}$ " x 7 $\frac{1}{2}$ "
- Equal Double Compartments
- 13 $\frac{1}{2}$ " x 16" x 7 $\frac{3}{8}$ " Bowl Sizes
- 20 Gauge Stainless Steel Sink



FAUCET HOLES	STOCK NO	EACH
4-Hole	ELPSR33214	651.26

PSR3322

- 33" x 22" x 7 $\frac{1}{2}$ "
- Equal Double Compartments
- 13 $\frac{1}{2}$ " x 16" x 7 $\frac{1}{8}$ " Bowl Sizes
- 20 Gauge Stainless Steel Sink



FAUCET HOLES	STOCK NO	EACH
3-Hole	ELPSR33223	651.26
4-Hole	ELPSR33224	651.26

Bar Drop-in Sinks



BCR150C Bar Sink

- 15" x 15" x 6 $\frac{1}{8}$ "
- Single Compartment
- 12" x 10" x 6" Bowl Size
- 20 Gauge Stainless Steel Sink
- ADA Compliant



Includes LKA2475LF Faucet & LK58 Drain

FAUCET HOLES	STOCK NO	EACH
2-Hole	ELBCRA150C	352.35



BPSR15 Bar Sink

- 15" x 15" x 6 $\frac{1}{8}$ "
- Single Compartment
- 12" x 9 $\frac{1}{4}$ " x 6" Bowl Size
- 20 Gauge Stainless Steel Sink
- ADA Compliant



FAUCET HOLES	STOCK NO	EACH
1-Hole	ELBPSR151	297.15
2-Hole	ELBPSR152	297.15

Wall Mount Sink

CHSB1716C Handwash Sink Kit

NSF

- 16 $\frac{3}{4}$ " x 15 $\frac{1}{2}$ " x 13"
- Single Compartment
- 12" x 9 $\frac{1}{4}$ " x 6" Bowl Size
- 7" High Backsplash
- Type 304 Stainless Steel Sink



Includes LKB400 Faucet, LKB8 Drain & Wall Hanger

FAUCET HOLES	STOCK NO	EACH
2-Hole	ELCHSB1716C	371.20

Elkay Lustertone Stainless Steel Sinks (18a)

elkay.com

Single Bowl Drop-in Sinks

LR1517

- 15" x 17½" x 7⅝"
- Single Compartment
- 12" x 12" x 7½" Bowl Size
- 18 Gauge Stainless Steel Sink



FAUCET HOLES	STOCK NO	EACH
3-Hole	ELLR15173	543.21

LR1722

- 17" x 22" x 7⅝"
- Single Compartment
- 13½" x 16" x 7½" Bowl Size
- 18 Gauge Stainless Steel Sink



FAUCET HOLES	STOCK NO	EACH
3-Hole	ELLR17223	562.59

LR1918

- 19" x 18" x 7⅝"
- Single Compartment
- 16" x 11½" x 7½" Bowl Size
- 18 Gauge Stainless Steel Sink



FAUCET HOLES	STOCK NO	EACH
3-Hole	ELLR19183	564.35

LR2522

- 25" x 22" x 8⅝"
- Single Compartment
- 21" x 15¾" x 7¾" Bowl Size
- 18 Gauge Stainless Steel Sink



FAUCET HOLES	STOCK NO	EACH
4-Hole	ELLR25224	639.52

Bar Drop-in Sink

BLR151 Bar Sink

- 15" x 15" x 7⅝"
- Single Compartment
- 12" x 9¼" x 7" Bowl Size
- 18 Gauge Stainless Steel Sink



FAUCET HOLES	STOCK NO	EACH
1-Hole	ELBLR151	519.13

DLR172210

- 17" x 22" x 10⅞"
- Single Compartment
- 13½" x 16" x 10" Bowl Size
- 18 Gauge Stainless Steel Sink



FAUCET HOLES	STOCK NO	EACH
3-Hole	ELDLR1722103	688.26

DLR191910

- 19½" x 19" x 10⅞"
- Single Compartment
- 16" x 13½" x 10" Bowl Size
- 18 Gauge Stainless Steel Sink



FAUCET HOLES	STOCK NO	EACH
3-Hole	ELDLR1919103	717.62

DLR252210

- 25" x 15¾" x 10⅞"
- Single Compartment
- 21" x 15¾" x 10" Bowl Size
- 18 Gauge Stainless Steel Sink



FAUCET HOLES	STOCK NO	EACH
3-Hole	ELDLR2522103	811.58

DLR252212

- 25" x 22" x 12⅞"
- Single Compartment
- 21" x 15¾" x 12" Bowl Size
- 18 Gauge Stainless Steel Sink



FAUCET HOLES	STOCK NO	EACH
3-Hole	ELDLR2522123	894.38

Double Bowl Drop-in Sinks

LR2918

- 29" x 18" x 7⅝"
- Equal Double Compartments
- 12" x 12" x 7½" Bowl Sizes
- 18 Gauge Stainless Steel Sink



FAUCET HOLES	STOCK NO	EACH
4-Hole	ELLR29184	918.46

LR3322

- 33" x 22" x 8⅝"
- Equal Double Compartments
- 13½" x 16" x 7¾" Bowl Sizes
- 18 Gauge Stainless Steel Sink



FAUCET HOLES	STOCK NO	EACH
3-Hole	ELLR33223	954.87
4-Hole	ELLR33224	954.87

Undermount Sinks

ELUH3118

- 30¾" x 18½" x 7⅞"
- Equal Double Compartments
- 13½" x 16" x 7⅞" Bowl Sizes
- 18 Gauge Stainless Steel Sink



STOCK NO	EACH
ELELUH3118	708.81

ELUH3120R

- 31¼" x 20½" x 9⅞"
- Offset Compartments
- 14" x 18" x 9⅞" Bowl One Size
- 13½" x 16" x 7⅞" Bowl Two Size
- 18 Gauge Stainless Steel Sink



STOCK NO	EACH
ELELUH3120R	825.67

ELUH3120L

- 31¼" x 20½" x 9⅞"
- Offset Compartments
- 13½" x 16" x 7⅞" Bowl One Size
- 14" x 18" x 9⅞" Bowl Two Size
- 18 Gauge Stainless Steel Sink



STOCK NO	EACH
ELELUH3120L	825.67

ELUH1316

- 16" x 18½" x 7⅞"
- Single Compartment
- 13½" x 16" x 7⅞" Bowl Size
- 18 Gauge Stainless Steel Sink



STOCK NO	EACH
ELELUH1316	393.46

Double Bowl Drop-in Sinks



GE23321

- 33" x 21¹/₄" x 5⁵/₈"
- Equal Double Compartments
- 14" x 15³/₄" x 5¹/₄" Bowl Sizes
- 22 Gauge Stainless Steel Sink
- ADA Compliant



FAUCET HOLES	STOCK NO	EACH
3-Hole	ELGE233213	179.11

D23321

- 33" x 21¹/₄" x 6⁹/₁₆"
- Equal Double Compartments
- 14" x 15³/₄" x 6³/₈" Bowl Sizes
- 22 Gauge Stainless Steel Sink



FAUCET HOLES	STOCK NO	EACH
3-Hole	ELD233213	105.85
4-Hole	ELD233214	105.85

D23322

- 33" x 22" x 6⁹/₁₆"
- Equal Double Compartments
- 14" x 15³/₄" x 6³/₈" Bowl Sizes
- 22 Gauge Stainless Steel Sink



FAUCET HOLES	STOCK NO	EACH
3-Hole	ELD233223	105.85
4-Hole	ELD233224	105.85

Single Bowl Drop-in Sinks



GE12521R3/L3

- 25" x 21¹/₄" x 5⁵/₈"
- Single Compartment
- 21" x 15³/₄" x 5¹/₄" Bowl Size
- 22 Gauge Stainless Steel Sink
- ADA Compliant



FAUCET HOLES	DRAIN LOCATION	STOCK NO	EACH
3-Hole	Right	ELGE12521R3	154.45
3-Hole	Left	ELGE12521L3	154.45

D23319

- 33" x 19" x 6⁷/₁₆"
- Equal Double Compartments
- 14" x 14" x 6³/₁₆" Bowl Sizes
- 22 Gauge Stainless Steel Sink



FAUCET HOLES	STOCK NO	EACH
4-Hole	ELD233194	147.40

DD23322

- 33" x 22" x 7¹/₁₆"
- Equal Double Compartments
- 14" x 15³/₄" x 6³/₈" Bowl Sizes
- 22 Gauge Stainless Steel Sink



FAUCET HOLES	STOCK NO	EACH
4-Hole	ELDD233224	140.65

DSE23321

- 33" x 21¹/₄" x 8¹/₁₆"
- Equal Double Compartments
- 14" x 15³/₄" x 7⁷/₈" Bowl Sizes
- 20 Gauge Stainless Steel Sink



FAUCET HOLES	STOCK NO	EACH
4-Hole	ELDSE233214	155.15

DSE23322

- 33" x 22" x 8¹/₁₆"
- Equal Double Compartments
- 14" x 15³/₄" x 7⁷/₈" Bowl Sizes
- 20 Gauge Stainless Steel Sink



FAUCET HOLES	STOCK NO	EACH
1-Hole	ELDSE233221	155.15
3-Hole	ELDSE233223	155.15
4-Hole	ELDSE233224	155.15

Bar Drop-in Sinks



D11719 Bar Sinks

- 17" x 19" x 6³/₁₆"
- Single Compartment
- 14" x 14" x 6" Bowl Size
- 22 Gauge Stainless Steel Sink
- ADA Compliant



FAUCET HOLES	STOCK NO	EACH
2-Hole	ELD117192	118.62
3-Hole	ELD117193	118.62

Undermount Sinks

DXUH1618 Bar Sink

- 16¹/₂" x 18¹/₄" x 8"
- Single Compartment
- 14" x 15³/₄" x 8" Bowl Size
- 18 Gauge Stainless Steel Sink



STOCK NO	EACH
ELDXUH1618	182.05

DXUH3118

- 31³/₄" x 18¹/₄" x 8"
- Equal Double Compartments
- 14" x 15³/₄" x 8" Bowl Size
- 18 Gauge Stainless Steel Sink



STOCK NO	EACH
ELDXUH3118	307.13

Badger I

- 1/3 HP
- Continuous feed
- One-year parts and in-home service warranty
- Die cast aluminum grind chamber



STOCK NO	EACH
INBA	122.47
with 3' 120v power cord	
INBAW	127.47

Badger 5

- 1/2 HP
- Continuous feed
- 3 year parts and in-home service warranty
- 360 swivel impellers
- Plastic Grind Chamber



STOCK NO	EACH
INBAV	142.24
with 3' 120v power cord	
INBAVW	147.23

Badger 5XP

- 3/4 HP
- Continuous Feed
- 4 year parts and in-home service warranty
- Galvanized Steel Construction
- Space Saving



STOCK NO	EACH
INBAVXPW	193.00

PRO 750™

- MultiGrind™
- SoundSeal™
- 10 Year parts and labor in-home service warranty
- 3/4 HP DuraDrive® induction motor
- Stainless Steel Grind Components



STOCK NO	EACH
PRO750W	295.50

We Come To You™ In Home Warranty

All InSinkErator models provide in-home limited warranties. That means We Come to You whenever your InSinkErator garbage disposal or hot water dispenser needs service within the warranty period.

PRO 880LT

- MultiGrind™ 2 stages
- SoundSeal™ Technology
- 8 Year parts and labor in-home service warranty
- Auto Reverse Grind System™
- 7/8 HP DuraDrive® induction motor
- Stainless Steel Grind Components



STOCK NO	EACH
PRO880LTW	339.75

PRO 1000LP

- MultiGrind™ Technology
- SoundSeal™ Technology
- Auto Reverse Grind System™
- 1 HP Single Phase Motor
- 10 year In-Home Limited Warranty
- Stainless Steel Grind Components



STOCK NO	EACH
PRO1000LPW	474.22

PRO 1100XL™

- MultiGrind Plus™
- SoundSeal Plus™
- 12 year parts & labor in-home service warranty
- Auto Reverse Grind System™
- 1.1 HP DuraDrive® induction motor
- New Lift and Latch™ Technology



STOCK NO	EACH
PRO1100XLW	518.39

Contractor 333

- 3/4 Horsepower Heavy Duty Motor (Quiet Dura-Drive® Induction Motor)
- 7-Year We Come To You® In-Home Parts And Labor Service Warranty
- Stainless Steel Grind Components
- Quick Lock® mounting for fast,easy installation
- Polished stainless steel flange with 1-piece stainless steel stopper



STOCK NO	EACH
INCNTR333W	229.83

Contractor 1000

- 1 Horsepower Heavy Duty Motor (Quiet Dura-Drive® Induction Motor)
- 8-Year We Come To You® In-Home Parts And Labor Service Warranty
- Stainless Steel Grind Components
- Quick Lock® mounting for fast,easy installation
- Includes removable Quiet Collar® Sink Baffle
- Polished stainless steel flange with 1-piece stainless steel stopper



STOCK NO	EACH
INCNTR1000W	263.04

PRO Cover Control™ PLUS

- MultiGrind™
- SoundSeal Plus™
- Magnetic CoverStart™ Activation
- 10 Year parts and labor in-home service warranty
- Auto Reverse Grind System™
- 7/8 HP DuraDrive® induction motor
- Stainless Steel Grind Components



STOCK NO	EACH
PROCCPLUSW	380.87

Septic Assist™

- MultiGrind™
- SoundSeal™
- 8 Year parts and labor in-home service warranty
- Bio-Charge® Injection Technology
- 3/4 HP DuraDrive® induction motor
- Stainless Steel Grind Components



STOCK NO	EACH
PROSEPTIC	333.30

Septic Assist™ Replacement Cartridge

- Bio-Charge Enzyme: Treatment to break down food and other household waste
- Citriscent to help control odors



STOCK NO	EACH
INSEPREF	17.48

Accessories ⁽²¹⁾

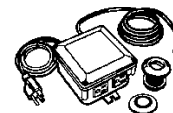
Power Cord Assembly

STOCK NO	EACH
INCRD00	16.34



SinkTop Switch

STOCK NO	EACH
INSTS00	127.40



SinkTop Switch Button FOR STS SinkTop Switch

FINISH	STOCK NO	PRICE
Satin Nickel	INSTCSN	27.05
Oil Rubbed Bronze	INSTCORB	27.05
Matte Black	INSTCMTBLK	27.05



JamBuster® Wrenchette

STOCK NO	EACH
INWRN00	8.65



Stoppers, Baffles, Mounting Gaskets, and Sink Flanges⁽²¹⁾

Plastic Stopper

STOCK NO	EACH
INSTPPL	8.65



Stainless Steel Stopper

STOCK NO	EACH
INSTPSS	16.72



Removable Sound Baffle

STOCK NO	EACH
INRSB00	9.03



Quiet Collar Sink Baffle

STOCK NO	EACH
INQCBAM	12.69




Mounting Gaskets FOR Badgers, 444 & Pro333

STOCK NO	EACH
INSMG00	11.31



FOR 555SS, 777SS, Pro77, & Older Pro Series Models

STOCK NO	EACH
INDMG00	12.16



Sink Flanges

FINISH	STOCK NO	PRICE
Stainless Steel	INFLGSS	23.94
White	INWHFL	39.43



Mountain Plumbing⁽¹⁸⁾

3 1/2" Deluxe Stemball Kitchen Sink Strainer

FINISH	STOCK NO	PRICE
PVD Oil Rub Bronze	MT300PVDORB	126.44



Mountain Plumbing⁽¹⁸⁾

Stopper & Strainer Unit Waste Disposer Trim

FINISH	STOCK NO	PRICE
Br. Stainless	MT200EVBRB	44.83
Oil Rubbed Brz	MT200EVORB	73.55
PVD Oil Rub Bronze	MT200EVPVORB	130.98



#5 Sink Flange Kit

No welding disposer mount for standard 3-1/2" - 4" sink openings.

STOCK NO	EACH
IN12506	364.00



Mounting Gasket

STOCK NO	EACH
IN11016	65.00



Hot Water Dispensers

Instant Hot Water Dispenser Systems

- Mounts on sink, 1 1/4" Hole
- Includes 2/3-gallon hot water tank
- Easy to adjust temperature control
- Tool-free tank connections and dry start protection to ease installation
- Provides 60 cups/hr of near-boiling water
- We Come To You[®] 3-Year in-home limited warranty
- 115 volts, 750 watts, 6.5 amps

HC-View-SS

Dispenses near-boiling 200°F and cool drinking water



FINISH	STOCK NO	PRICE
Chrome	INHCVIEWCSS	545.16
Satin Nickel	INHCVIEWSNSS	610.07

HC-Wave-SS

Dispenses near-boiling 200°F and cool drinking water



FINISH	STOCK NO	PRICE
Chrome	INHCWAVECSS	545.16
Satin Nickel	INHCWAVESNSS	610.07

H-Classic-SS

Hot Only Dispenses near-boiling 200°F water



FINISH	STOCK NO	PRICE
Chrome	INHCLCSS	376.71

Hot Water Dispenser Faucet

Indulge Contemporary Instant Hot Water Dispenser

- Durable all brass construction
- Automatic shut-off of hot water
- 5-Year We Come To You[®] in-home warranty



Tank Sold SEPARATELY

FINISH	STOCK NO	PRICE
Oil Rubbed Brz	INFHC1100RB	591.00

Hot Water Dispenser Water Filtration



Model HWT-F1000S

- Includes hot water tank, head bracket, F-1000 replacement filter, 2 polyethylene tubes, quick-connect fitting, 2 mounting screws, & 1/4" compression fittings
- Stainless-steel construction (UL Certified)
- Easy-to-adjust temperature control 160-210 °F
- Compact 2/3-gallon holding capacity
- Up to 60 cups/hour of hot, filtered water
- 115 volts, 750 watts, 6.25 amps
- We Come To You[®] 3-Year In-Home Limited Warranty on tank; 1-Year on filtration system
- F-1000 filter reduces particulates, chlorine taste and odor (NSF 42 Certified)
- Recommended 6 months filter replacement

STOCK NO	EACH
INHWT-F1000S	417.42

Foodservice Disposers

SS-100 Small Capacity

- Corrosion Resistant Stainless Steel
- Cast Nickel Chrome Alloy Shredders
- 1 HP Motor, 1725 RPM's
- Triple lip seal protects motor



STOCK NO	EACH
115/208-230V, 60 Hz, 1 Phase cULus	
INSS10028	2040.35
208-230/460V, 60 Hz, 3 Phase cULus	
INSS10047	2040.35

SS-200 Medium Capacity

- Corrosion Resistant Stainless Steel
- Cast Nickel Chrome Alloy Shredders
- 2 HP Motor, 1725 RPM's
- Triple lip seal protects motor



STOCK NO	EACH
115/208-230V, 60 Hz, 1 Phase cULus	
INSS20027	3038.26
208-230/460V, 60 Hz, 3 Phase cULus	
INSS20035	3038.26

Laundry Tubs

Model 17

- 16" x 23" x 23½"
 - DURASTONE® Fiberglass
 - Built-in angled scrub board
 - 19 Gallon capacity, extra deep 13" tub
 - Connects to standard 1½" P or S trap
- 4" or 8" centers for dual-handle faucets**
Wall model includes mounting bracket



DESCRIPTION	STOCK NO	EACH
Wall hung	MU17W	131.48
Wall hung (4-pack)	MU17WK	451.66
Floor mount (34" height)	MU17F	131.48
Floor Mount (4-pack)	MU17FK	451.66

Model 26

- 14¾" x 40" x 24"
 - DURASTONE® Fiberglass
 - 19 Gallon capacity, extra deep 13" tubs
 - Double compartment with 1" recessed divider
 - Connects to standard 1½" P or S trap
- 4" or 8" centers for single or dual-handle faucets**
Wall model includes mounting bracket



DESCRIPTION	STOCK NO	EACH
Wall Hung	MU26WM	268.25
Floor mount (34" height)	MU26FM	268.25

Model 19

- 14¾" x 20" x 24"
 - Thermoplastic resins
 - 18 Gallon capacity, extra deep 13" tub
 - Connects to standard 1-1/2" P or S trap
- 4" center for dual-handle faucet**
Wall model includes mounting bracket



DESCRIPTION	STOCK NO	EACH
Wall hung	MU19W	122.20
Floor mount (34" height)	MU19F	122.20

20.600 Faucet Block

Molded faucet block for overhead supplies.

STOCK NO	EACH
MU20600	4.56



Model 18

- 14¾" x 20" x 24"
 - DURASTONE® Fiberglass
 - 18 Gallon capacity, extra deep 13" tub
 - Connects to standard 1½" P or S trap
- 4" or 8" centers for single or dual-handle faucets**
Wall model includes mounting bracket



DESCRIPTION	STOCK NO	EACH
Wall hung	MU18WM	125.31
Wall hung (4-pack)	MU18WK	436.03
Floor mount (34" height)	MU18FM	125.31

Model 10

- 22" x 25" x 13¾"
 - Self-rimming Sink
 - 1½" drain with stopper included
 - 17 gallon capacity, extra deep bowl
 - Connects to 1½" P or S trap
- 4" or 8" centers for single or dual-handle faucets**



COLOR	STOCK NO	EACH
White	MU10M	112.41
Bone	MU10BN	123.78

Model 10C

- 22" x 25" x 13¾"
 - Self-rimming Sink
 - 3½" reinforced drain
 - 17 gallon capacity, extra deep bowl
 - Connects to 1½" P or S trap
- 4" or 8" centers for single or dual-handle faucets**



COLOR	STOCK NO	EACH
White	MU10C	109.00

Model 11

- 20" x 17" x 10"
 - Self-rimming Sink
 - 3½" reinforced drain
 - 8 gallon capacity, extra deep bowl
 - Connects to 1½" P or S trap
- 4" or 8" centers for single or dual-handle faucets**



COLOR	STOCK NO	EACH
White	MU11	98.31
Bone	MU11BN	108.61

Model 12

- 15" x 18" x 23½"
 - Co-Polypure™ resins
 - 15 Gallon capacity, extra deep 13" tub
 - Connects to standard 1-1/2" P or S trap
- 4" center for dual-handle faucet**
Wall model includes mounting bracket



DESCRIPTION	STOCK NO	EACH
Floor Mount (4-pack)	MU12K	274.34

Mop Basins ⁽¹⁸⁾

Model 63M

- 24" x 24" x 10"
- DURASTONE® Fiberglass
- Removable strainer
- Available drain seals for connection to 2" pipe or 3" soil pipe



SIZE	STOCK NO	EACH
24x24"	MU63MX	205.03

63.401 Bumper Guards for 63M

STOCK NO	EACH
MU63401	23.20



67.2424 DURAGUARD™

- 20 gauge stainless steel wall guards
- Two 24" x 12" panels & bracket



STOCK NO	EACH
MU672424	197.06

Model 65M

- 24" x 36" x 10"
- DURASTONE® Fiberglass
- Available drain seals for connection to 2" pipe or 3" soil pipe
- Self-draining shelf & removable strainer



SIZE	STOCK NO	EACH
24x36"	MU65MX	244.99

65.403 Bumper Guards for 65M

STOCK NO	EACH
MU65403	23.20



67.2436 DURAGUARD™

- 20 gauge stainless steel wall guards
- Two 24" x 36" x 12" panels & bracket



STOCK NO	EACH
MU672436	197.06

67.600 Mop Hanger

STOCK NO	EACH
MU65600	68.40



67.700 Hose & Holder

STOCK NO	EACH
MU65700	40.72



Mop Service Basin Seals

- 65.308 - 2" Sch 40 DWV - ABE, PVC, or Cast Iron Drain Seal

STOCK NO	EACH
MU65308	11.54



- 65.311 - 3" Soil Pipe No-Hub Drain Seal

STOCK NO	EACH
MU65311	11.54



Miscellaneous Plumbing

Fiat Mop Basins ⁽¹⁸⁾ fiatproducts.com

Model MSB2424

- 24" x 24" x 10"
- Square, Molded Stone™
- Stainless Steel drain to connect to a 3" drain pipe



SIZE	STOCK NO	EACH
24x24"	ASMSB2424	247.40

Model MSB3624

- 36" x 24" x 10"
- Square, Molded Stone™
- Includes quick drain connector, integral stainless steel drain assembly and strainer plate



SIZE	STOCK NO	EACH
36x24"	ASMSB3624	295.24

Model MSBID2424

- 24" x 24" x 10"
- Square, Molded Stone™
- Integral drain is molded into a one piece unit to connect to a 3" drain pipe.



SIZE	STOCK NO	EACH
24x24"	ASMSBID2424	194.55

Bumperguard

DESCRIPTION	SIZE	STOCK NO	EACH
Vinyl (2)	24"	ASE77AA24	28.83
Stainless Steel (1)	24"	ASE88AA24	41.73

Wall Guard

Stainless Steel.

SIZE	STOCK NO	EACH
24x24"	ASMSG2424	133.42

Mop Hanger

STOCK NO	EACH
AS889CC	45.00

Hose and Hose Bracket

STOCK NO	EACH
AS832AA	35.33

Neoprene Drain Gasket

STOCK NO	EACH
ASQDC3SN	21.00

Sioux Chief ⁽¹⁸⁾ siouxchief.com

SquareMax™ Floor Sink Drain

- Sump area is 54% larger than most PVC square floor sinks
- Low profile design with anchor flange
- All inner surfaces are pitched
- Tough, impact resistant PVC construction



Does Not Include Strainer Top

SIZE	STOCK NO	EACH
2"	SC8612PX	52.92
3x4"	SC8613PX	52.92

PVC Full Strainer

with Lift Handle. No. 861-5



STOCK NO	EACH
SC8615	26.46

PVC Open 1/4 Strainer

No. 861-53



STOCK NO	EACH
SC86153	23.52

Bubblers ⁽¹⁸⁾

0360 Drinking Faucet

- Cast Brass Bubbler Head
- 1/2-14 NPS Male Thread
- Replaceable Cartridge
- Includes Flange



FINISH	STOCK NO	EACH
Polished Chrome	360BU	87.31

0360 Drinking Faucet

- Cast Brass Bubbler Head
- 3/8-18 NPS Female Thread
- Replaceable Cartridge
- Less Flange



FINISH	STOCK NO	EACH
Polished Chrome	362BU	70.98

EFA8L1Z Floor Mount Non-Filtered

- 18"L x 14½"W x 41½"H
- Freestanding, 115V/60Hz
- Flexi-Guard® Safety Bubbler
- Mechanical Top Bubbler Button
- 8.0 GPH of 50°F Drinking Water

Cold Water Supply ¾" IPS • Drain 1¼" IPS

FINISH	STOCK NO	EACH
Light Gray Granite	ELEFA8	1644.75



EWA8L1Z Wall Mount Non-Filtered

- 18"L x 14½"W x 29½"H
- 115V/60Hz
- Flexi-Guard® Safety Bubbler
- Mechanical Top Bubbler Button
- 8.0 GPH of 50°F Drinking Water

Cold Water Supply ¾" IPS • Drain 1¼" IPS

FINISH	STOCK NO	EACH
Light Gray Granite	ELEWA8	1557.00



EWA14L1Z Wall Mount Non-Filtered

- 18"L x 14½"W x 29½"H
- 115V/60Hz
- Flexi-Guard® Safety Bubbler
- Mechanical Top Bubbler Button
- 14.0 GPH of 50°F Drinking Water

Cold Water Supply ¾" IPS • Drain 1¼" IPS

FINISH	STOCK NO	EACH
Light Gray Granite	ELEWA14	1791.00



(21) Elkay Cooler Cartridge

STOCK NO	EACH
EL640100BBR	33.38



(21) Elkay Solenoid Valve

STOCK NO	EACH
EL35981C	122.40



(21) WaterSentry VII Replacement Filter

For Coolers + Fountains

STOCK NO	QTY.	EACH
EL51299C	1	115.26



EHFSA8L1Z Wall Mount Non-Filtered

- 18"L x 18¾"W x 23¾"H
- 115V/60Hz
- Flexi-Guard® Safety Bubbler
- Electronic Front And Side Bubbler Pushbar
- 8.0 GPH of 50°F Drinking Water
- When bottom of unit installed 24"-27" from finished floor

Cold Water Supply ¾" IPS • Drain 1¼" IPS

FINISH	STOCK NO	EACH
Light Gray Granite	ELEHFS8	1420.50



EZS8L Wall Mount Non-Filtered

- 18¾"L x 19"W x 19¼"H
- 115V/60Hz
- Flexi-Guard® Safety Bubbler
- Electronic Front Bubbler Pushbar
- 8.0 GPH of 50°F Drinking Water
- When bottom of unit installed 24"-27" from finished floor

Cold Water Supply ¾" IPS • Drain 1¼" IPS

FINISH	STOCK NO	EACH
Light Gray Granite	ELEZS8	934.50



EZSTL8LC Wall Mount Bi-Level Non-Filtered

- 115V/60Hz
- 36¾"L x 19"W x 25½"H
- Flexi-Guard® Safety Bubbler
- Electronic Front Bubbler Pushbar
- 8.0 GPH of 50°F Drinking Water
- When bottom of unit installed 24"-27" from finished floor

Cold Water Supply ¾" IPS • Drain 1¼" IPS

FINISH	STOCK NO	EACH
Light Gray Granite	ELEZSTL8LC	1282.50



(21) Elkay Bubbler Kit

Bubbler Housing, Complete Orifice Assembly, Chrome Pedestal, Copper Tube

STOCK NO	EACH
EL92715C	45.90



EZH20 Wall Mount Bottle Filling Station

- 17¾"L x 11½"W x 41¼"H
- 115V/60Hz
- Electronic Bottle Filler Sensor
- LED Filter Status Indicator
- Laminar flow, 50°F drinking water
- Silver Ion Antimicrobial protection
- Green Ticker™ Informs user of number of 20 oz. plastic water bottles saved from waste.

8 GPH • No Bubbler

FINISH	STOCK NO	EACH
Stainless Steel	ELLZ8WSSMC	1543.50



LZWSR Wall Mount Bottle Filling Station

- 17¾"L x 3¾"W x 18¾"H
- 115V/60Hz
- Electronic Bottle Filler Sensor
- LED Filter Status Indicator
- Laminar flow, Non-refrigerated
- Silver Ion Antimicrobial protection
- Green Ticker™ Informs user of number of 20 oz. plastic water bottles saved from waste.

For 115V pushbar-activated EZ style water coolers

FINISH	STOCK NO	EACH
Stainless Steel	ELLZWSRK	1057.50



LZS8WSLK/LZS8WSSK Wall Mount Bottle Filling Station

- 18¾"L x 19"W x 39¼"H
- 115V/60Hz
- Flexi-Guard® Safety Bubbler
- Electronic Bottle Filler Sensor with Electronic Front And Side Bubbler Pushbar
- 8.0 GPH of 50°F Drinking Water
- LED Filter Status Indicator
- Laminar flow, Refrigerated
- Silver Ion Antimicrobial protection
- Green Ticker™ Informs user of number of 20 oz. plastic water bottles saved from waste.
- When bottom of unit installed 24"-27" from finished floor

Cold Water Supply ¾" IPS • Drain 1¼" IPS

FINISH	STOCK NO	EACH
Light Gray Granite	ELLZS8WSLK	1777.50
Stainless Steel	ELLZS8WSSK	1835.25



LZSTL8WSLK Wall Mount Bi-Level Bottle Filling Station

- 36¾"L x 19"W x 39¼"H
- 115V/60Hz
- Flexi-Guard® Safety Bubbler
- Electronic Bottle Filler Sensor with Electronic Front And Side Bubbler Pushbar
- 8.0 GPH of 50°F Drinking Water
- LED Filter Status Indicator
- Laminar flow, Refrigerated
- Silver Ion Antimicrobial protection
- Green Ticker™ Informs user of number of 20 oz. plastic water bottles saved from waste.
- When bottom of unit installed 24"-27" from finished floor

Cold Water Supply ¾" IPS • Drain 1¼" IPS

FINISH	STOCK NO	EACH
Light Gray Granite	ELLZSTL8WSLK	2478.75



(18) WaterSentry Plus Replacement Filter

For coolers with Bottle Fillers

STOCK NO	QTY.	EACH
EL51300C	1	108.00
EL51300C12PK	12	1032.00

(21)

Regulator

Regulator, Holder, Tube and Hardware for Pushbar-Activated Models

STOCK NO	EACH
EL98732C	85.68



Washing Machine Accessories ⁽¹⁸⁾

Center Drain Outlet Boxes

Size 11⁵/₈" x 9¹/₂" Rough opening 10" x 8³/₄" x 3¹/₂"
1/2" MIP/Sweat Conx. Valve • 2" Threaded Drain

FINISH	STOCK NO	EACH
Galvanized Steel	B200	163.40



Washing Machine Box with Tabs

Size 9¹/₄" x 14" with tabs for 16" Stud Bay
1/2" MIP/Sweat Conx. Valve • 2" Slipnut Drain Kit

FINISH	STOCK NO	EACH
White Powder Coat	T200	177.07



Oatey Quadro® Washing Machine Outlet Box

- Water Hammer Arrestors
- 4 - Side Brackets
- Faceplate
- Test Plug
- 2" PVC or ABS Sch. 40 Drain opening



FINISH	STOCK NO	EACH
White Polystyrene	WMOBWH	70.78
1/4 Turn, 1/2" Viega PEX, Hammer	OA38331	84.85

Oatey MODA™ Washing Machine Outlet Box

- Water Hammer Arrestors
- 2 - Side Brackets
- 2 - Faceplates
- 2 - Sticker Covers
- Test Plug
- Center Support & LocPin
- PVC or ABS Sch. 40 Drain opening



FINISH	STOCK NO	EACH
Brass 1/4 turn valves • WMOB, F1960 PEX	OA37613	58.10

Viega PureFlow Washing Machine Outlet Box

With Two 1/4 turn brass valves • Press Connections

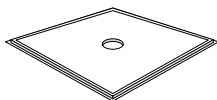
STOCK NO	EACH
STWAMABOWVA	47.52



Suds Sentry ABS Washing Machine Pans

3³/₄" Strainer Knockout (Less Strainer), 1" Height

SIZE	KNOCKOUTS	STOCK NO	EACH
27 ¹ / ₁₆ " x 31 ³ / ₈ "	1	27WAMAPA	79.56
33 ¹³ / ₁₆ " x 33 ¹³ / ₁₆ "	2	33WAMAPA	82.67



Camco Washing Machine Pan

Polypropylene Plastic, Includes PVC drain fitting

SIZE	STOCK NO	EACH
30" x 32"	CA20752	22.33

Econo Center Drain Outlet Box

- Can be installed top-mount
- 2³/₈" Center Drain
- Textured faceplate included

STOCK NO	EACH
Brass 1/4 turn valves, installed • 1/2" Sweat Conx. WMOBWL	46.54
Brass Qtr Turn Valves, Installed • 1/2" CPVC Conx. IPS82066	56.73
Washer Box Only – No Valves 112PVWMO	17.00



DU-ALL™ Dual Drain Washing Machine Outlet Box

- Can be installed top-mount
- 2" Right and Left Drains with knockouts
- Textured faceplate included

STOCK NO	EACH
Brass 1/4 turn valves, Installed • 1/2" sweat conx DUALLBOX	54.17
Single Lever Valve Installed • 1/2" Sweat conx IPS85630	87.51



Fluidmaster Washing Machine Hose

3/4" female x 3/4" female x 72"

FINISH	STOCK NO	EACH
Braided Stainless Steel	FL9WM72	16.50



Rubber Washing Machine Hose

- Braided and reinforced
- 3/4" female x 3/4" female hose thread

STOCK NO	EACH
WAMAHO	9.32



Duo-Cloz™ Manual Washing Machine Shut-off Valve

Dual adapters for 1/2" solder or 1/2" compression

FINISH	STOCK NO	EACH
Brass Body	WA2	142.54



TimeOut Washing Machine Valve Kit

- Threaded inlet adapters
- Water hammer arrestors
- Wall outlet box

STOCK NO	EACH
Automatic timer valve that can be preset to shut off 2354RBBXWHA	188.41




Sioux Chief ⁽¹⁸⁾ siouxchief.com

OxBox™ Washing Machine Outlet

No-lead valves. ABS supply box and frame, galvanized bracket, & debris cover.



STOCK NO	EACH
1/2" Female Sweat Connections SC696G2303MF	37.49
1/2" Female Sweat Connections WITH MiniResters SC696G2313MF	59.83
Viega PureFlow PEX Connections SC696G2303VF	37.49
Viega PureFlow PEX Connections WITH MiniResters SC696G2313VF	59.83
1/2" PEX Crimp F1807 Connections WITH MiniResters SC696G2313XF	59.83
1/2" Male CPVC Connections WITH MiniResters • Includes Plain Valve (NOT No-Lead) SC6962313CF	59.23
Fire-Rated ABS, No Lead 1/2" PEX Crimp F1807 Connections WITH MiniResters SC696RG2313XF	95.75



Ox Box Outlet Frames

DESCRIPTION	STOCK NO	EACH
Single	SC6961F	1.87
Double	SC6962F	2.36

Add-A-Line™

- Works with all CTS pipe types
- Perfect for adding humidifiers, dishwashers, ice makers or any new water line



SIZE	STOCK NO	EACH
7/8" x 1/4" OD Comp	SC601G30CV	37.93

Ice Maker Accessories ⁽¹⁸⁾

Plastic Ice Maker Outlet Box

- Box 5³/₄" x 4⁷/₈" x 3¹/₂"
- Frame 8¹/₄" x 7⁹/₁₆"
- Snap-On Frame



Brass 1/4 turn valve, installed • 1/2" sweat conx

STOCK NO	EACH
ICMABO	47.24

Round Mini Ice Maker Box

- Round Trim Ring
- Brass 1/4 turn valve installed
- Can be mounted to left or right
- Pre-loaded Nails provide strong rigid mount



Mini IceMaker Outlet Box with solder valve

STOCK NO	EACH
MIICMABO	59.94

(18D)

Viega PureFlow Orange Ice Maker Outlet Box

With One 1/4 turn brass valve • Press Connections



STOCK NO	EACH
STICMAOUBOWVA	32.14

Oatey MODA™ Ice Maker Outlet Box

- Water Hammer Arrestor
- 2 - Side Brackets
- Faceplate
- Sticker Cover
- Test Plug
- LocPin



FINISH	STOCK NO	EACH
Brass 1/4 turn valve • IMOB, F1960 PEX		
White PVC	OA37691	42.27

Ice Maker Supply

Braided Polymer • 1/4" Comp. x 1/4" Comp.



SIZE	STOCK NO	EACH
12"	B012IMF	12.70
72"	B072IM	24.64

Ice Maker Supply Kit

PEX Water Supply Kit with 1/4" Valve



STOCK NO	EACH
OA34015	22.52

Tub Box

- Depth 7" Each
- Top I.D. 13" x 13"
- Injection Molded
- High Impact Plastic
- Pipe Knockouts for 1/2" and 2" Pipe
- For tub trap & drain in slab foundation



Sold per piece, 2 required to make a complete box.

STOCK NO	EACH
TUBO	9.07

Access Panels

- Installs between wall studs or ceiling joists
- Flush or surface-mounted frame
- Used to allow access to plumbing, electrical wiring or other utility applications
- Constructed of high-impact ABS
- Door requires a screwdriver to open



SIZE	STOCK NO	EACH
8" x 8"	ACPA8	18.17
14" x 14"	ACPA14	23.37

Sioux Chief ⁽¹⁸⁾

siouxchief.com



OxBox™ Ice Maker Outlet Box

No-lead valves. ABS supply box and frame, galvanized bracket, & debris cover.

STOCK NO	EACH
----------	------

Viega PureFlow PEX Connections

SC696G1000VF 29.22

Viega PureFlow PEX Connections WITH MiniResters

SC696G1010VF 40.39

PEX Crimp F1807 Connections

SC696G1000XF 29.22

PEX Crimp F1807 Connections WITH MiniResters

SC696G1010XF 40.39

1/2" Male CPVC Connections

SC696G1000CF 29.22

1/2" Female Sweat Connections WITH MiniResters

SC696G1010MF 40.39

(02)

Ice Maker Valve

Quarter-Turn Angle Stop
1/2" PEX F1807 x 1/4" Compression



STOCK NO	EACH
----------	------

SC130G2X0C 10.45

American Standard Tub and Shower Fittings ⁽¹⁶⁾

americanstandard-us.com



Edgemere Collection Tub and Shower

TU018502/TU018.501

- Includes One-Piece Cartridge
- Double Ceramic Pressure Balance Cartridge
- Ceramic Disc Mixing Valve
- Ceramic Balancing Spool
- Integrated Check Valves
- Adjustable Hot Limit Safety Stop
- Single function:
 - 5¾" shower head
- Slip-on diverter tub spout
- Maximum flow rate of 2.5 gpm/9.5 L/min

**LESS valve, sold separately:
For use with Flash Rough-in Valves**

FINISH	STOCK NO	EACH
Tub & Shower		
Chrome	ASTU018502002	187.39
Legacy Bronze	ASTU018502278	271.08
Brushed Nickel	ASTU018502295	255.53
Shower Only		
Chrome	ASTU018501002	169.61
Legacy Bronze	ASTU018501278	242.94
Brushed Nickel	ASTU018501295	227.38



Reliant 3® Collection Tub and Shower

TU385502/TU385501

- Includes One-Piece Cartridge
- Ceramic Disc Mixing Valve
- Ceramic Balancing Spool
- Multi-function (4 Spray Settings)
- 4½" showerhead
- Slip-on diverter tub spout
- Pressure compensating flow device
- Flow Rate of 2.5 gpm/9.5 L/min

**LESS valve, sold separately:
For use with Flash Rough-in Valves**

FINISH	STOCK NO	EACH
Tub & Shower		
Chrome	ASTU385502002	144.30
Brushed Nickel	ASTU385502295	193.88
Shower Only		
Chrome	ASTU385501002	115.44
Brushed Nickel	ASTU385501295	151.70



Townsend Collection Tub and Shower

TU353502/TU353501

- Includes One-Piece Cartridge
- Double Ceramic Pressure Balance Cartridge
- Ceramic Disc Mixing Valve
- Ceramic Balancing Spool
- Integrated Check Valves
- Adjustable Hot Limit Safety Stop
- Single function:
 - 6" shower head
- Slip-on diverter tub spout
- Maximum flow rate of 2.5 gpm/9.5 L/min

**LESS valve, sold separately:
For use with Flash Rough-in Valves**

FINISH	STOCK NO	EACH
Tub & Shower		
Chrome	ASTU353502002	253.31
Brushed Nickel	ASTU353502295	345.89
Shower Only		
Chrome	ASTU353501002	225.90
Brushed Nickel	ASTU353501295	305.89



Colony PRO Collection Tub and Shower

TU075508/TU075507

- Includes One-Piece Cartridge
- Ceramic Disc Mixing Valve
- Ceramic Balancing Spool
- Integrated Check Valves
- Single function 3¾" showerhead
- Slip-on diverter tub spout
- Wall escutcheon with Rd/Blue indicators
- Maximum flow rate of 1.75 gpm/6.6 L/min.

**LESS valve, sold separately:
For use with Flash Rough-in Valves**

FINISH	STOCK NO	EACH
Tub & Shower		
Chrome	ASTU075508002	90.20
Shower Only		
Chrome	ASTU075507002	71.10

American Standard

Pressure Balance In-Wall Valve Body

R121/R121SS/R127SS

- Volume control and hot limit safety stop
- Ceramic disc valve cartridge
- Direct ½" inlets/outlets
- Less handle and trim

Trim must be ordered separately

DESCRIPTION	SCREWDRIVER STOPS	STOCK NO	EACH
½" Sweat or ½" NPT	No	ASR121	114.30
½" Sweat or ½" NPT	Yes	ASR121SS	138.99



Flash™ Rough-in Valve Bodies

RU101/RU102/RU101SS/RU107SS

- Valve body features cast brass construction with a pre-installed test cap.
- Features back-to-back capability.
- ½" inlets and outlets.
- Stainless steel retaining ring with flats.
- Rough-in plaster guard designed as rough-in guide and for use as thin wall mounting support.

**TU Series trim kits with cartridges
must be ordered separately**

DESCRIPTION	SCREWDRIVER STOPS	STOCK NO	EACH
½" Universal	No	ASRU101	47.40
½" Universal	Yes	ASRU101SS	67.81
½" Stub-out In/Out	No	ASRU102	47.40
½" PEX Crimp Inlets	Yes	ASRU107SS	67.81
½" PEX F1960 Cold Expansion Inlets	No	ASRU108	47.40
½" PEX F1960 Cold Expansion Inlets	Yes	ASRU108SS	67.81

American Standard Tub and Shower Fittings ⁽¹⁶⁾

americanstandard-us.com



Serin On/Off Volume Control Kit

T064.700

Requires separate R711 Volume Control Valve

Trim ONLY • LESS Rough-In

FINISH	STOCK NO	EACH
Brushed Nickel.	AST064700295	85.92



Extender Square Body Spray

1660.140

- Variable 3 function spray
- 1/2" NPT Male Connections, Flush Mount

FINISH	STOCK NO	EACH
Brushed Nickel.	AS1660140295	464.40



Standard Shower Arm

1660.240

Brass Construction, 1/2" NPT Thread

FINISH	STOCK NO	EACH
Brushed Nickel.	AS1660240295	34.75

DXV by American Standard

dxv.com



In-Wall Diverter Valve

Diverter can be installed with the inlet rotated in any position and all connections are 1/2" NPT

Water Flow Control

FOR	STOCK NO	EACH
2-Outlets	ASD35000420191	184.43
3-Outlets	ASD35000430191	208.87



Dual Control Lavatory Valve

Wall-Mount Valve ONLY

FOR	STOCK NO	EACH
Lavatory	ASD35000450191	289.60



Reserved

American Standard Lavatory Fittings ⁽¹⁶⁾

americanstandard-us.com



Reliant 3

7385.000

- All metal construction
- Ceramic disc valve cartridge
- Adjustable hot limit safety stop
- 1.2 gpm/4.5 L/min. Maximum flow
- 3/8" compression connections
- Metal Speed Connect™ pop-up drain
- Metal lever handle



FINISH	STOCK NO	EACH
Chrome	AS7385000002	145.04
Satin Nickel	AS7385000295	203.50
7385.004 LESS pop-up drain		
Chrome	AS7385004002	130.98



Pillar Tap Metering Faucet

1340.109 Extended Spout - 5 3/8"

- Ideal for public restrooms
- Vandal resistant
- Cast brass construction and aerator
- 1.0 gpm with automatic shut-off
- LESS Grid drain, mixing valve and deck plate



FINISH	STOCK NO	EACH
Chrome	AS1340109002	122.95

**4" Deckplate for Metering Faucet
see page 356**



Townsend Single-Handle Faucet

7353.101

- Architecturally inspired tapered design
- Single hole mounting
- 1.2 gpm/4.5 L/min. maximum flow rate
- Stainless steel braided flexible supply hoses
- Pop-up drain
- Metal Speed Connect® drain
- Washerless 28 mm ceramic disc valve cartridge with integral hot limit safety stop



FINISH	STOCK NO	EACH
Chrome	AS7353101002	239.23
Satin Nickel	AS7353101295	334.78



Townsend High-Arc Widespread Faucet

7353.801

- Urban inspired design with a high-arc spout for increased functionality and convenience
- Cast brass valve bodies with flexible stainless steel hose connections
- 6" to 12" (152 mm to 305 mm) installations
- 1.2 gpm/4.5 L/min. maximum flow rate
- 1/4 turn washerless ceramic disc valve cartridges
- Metal Speed Connect® drain body



FINISH	STOCK NO	EACH
Chrome	AS7353801002	327.37
Satin Nickel	AS7353801295	455.51



Edgemere Centerset Faucet

7018.201

- Cast brass valve bodies with flexible stainless steel hose connections
- 3 hole mount, 4" centers
- 1.2 gpm/4.5 L/min. maximum flow rate
- 1/4 turn washerless ceramic disc valve cartridges
- Metal Speed Connect® drain body



FINISH	STOCK NO	EACH
Chrome	AS7018201002	178.50
Legacy Bronze	AS7018201278	267.38
Brushed Nickel	AS7018201295	250.34



Colony® Pro

7075.000

- 4" Centerset
- 24" Color-coded braided flexible supply hoses with 3/8" compression connections
- Washerless 35mm ceramic disc valve cartridge with integral hot limit safety stop
- 1.2 gpm/4.5 L/min. Maximum flow
- Metal body, lever handle & pop-up drain



FINISH	STOCK NO	EACH
Chrome	AS7075000002	113.90
7075.004 LESS pop-up drain		
Chrome	AS7075004002	100.73



Colony® Pro

7075.200

- 4" Centerset
- 1/4 turn washerless ceramic disc valve cartridges
- One-half inch male inlet shank
- Metal Body, Lever Handles & Pop-up Drain
- 1.2 gpm/4.5 L/min. Maximum flow



FINISH	STOCK NO	EACH
Chrome	AS7075200002	94.80

*American
Standard*

Reserved

American Standard Sink Fittings ⁽¹⁶⁾

americanstandard-us.com



Colony Pro Collection

- Brass swivel spout 360° rotation
- ¼ turn washerless ceramic disc valve cartridges
- One-half inch male inlet shank
- Metal construction and lever handles
- 1.2 gpm/4.5 L/min. Maximum flow

7074.500 Less Spray (3-hole 8" installation)

FINISH	STOCK NO	EACH
Chrome	AS7074500002	98.10

7074.501 With Side Spray (4-hole 8" installation)

FINISH	STOCK NO	EACH
Chrome	AS7074501002	117.85

American Standard



Colony Pro

7077300.002 With Pull-Down Dual Spray

- Swivel spout with pull-down dual-spray head
- Quality ceramic disc valves
- Multifunction spray head with stream, spray and pause functions
- 1.5 gpm/5.7 L/min. maximum flow

One or Three hole installation with deck plate

FINISH	STOCK NO	EACH
Chrome	AS7077300002	224.50
Stainless Steel	AS7077300075	269.93



Colony Pro

- Brass 8½" long swivel spout 360° rotation
- Washerless 35 mm ceramic disc valve cartridge
- Integrated 24" color coded stainless steel supply lines with ⅜" compression connections
- 1.5 gpm/5.7 L/min. maximum flow

7074.000 Less Spray • 3 hole with deck plate

FINISH	STOCK NO	EACH
Chrome	AS7074000002	102.05

7074.040 With Spray • 4 hole with deck plate

FINISH	STOCK NO	EACH
Chrome	AS7074040002	122.46



Colony Pro

- High-arc brass swivel & metal lever handles
- ¼ turn washerless ceramic disc valve cartridges
- One-half inch male inlet shank
- 1.5 gpm/5.7 L/min. maximum flow

7074.550 Less Spray • 4" 3-hole mount

FINISH	STOCK NO	EACH
Chrome	AS7074550002	117.85

7074.551 With Spray • 4-hole mount

FINISH	STOCK NO	EACH
Chrome	AS7074551002	138.92

American Standard Sink Fittings ⁽¹⁶⁾

americanstandard-us.com



Edgewater Semi-Professional with SelectFlo

4932.350

- SelectFlo Spray head with 4 spray functions
- Memory position valving allows you to select a temperature setting without adjusting the handle each time
- Lead free, durable metal construction
- Integral check valves prevent back flow
- Ceramic disc valve cartridge
- 1.5 gpm/5.7 L/min. maximum flow

FINISH	STOCK NO	EACH
Chrome	AS4932350002	505.13
Stainless Steel	AS4932350075	619.20



Edgewater Pull-Down with SelectFlo

4932.350

- SelectFlo Spray head with 4 spray functions
- Dock-Tite™ spray-head docking system uses magnetic technology and Re-Trax® for smooth pull-out, operation, and reaction
- Lead free, durable metal construction
- Integral check valves prevent back flow
- Ceramic disc valve cartridge
- 1.5 gpm/5.7 L/min. maximum flow

FINISH	STOCK NO	EACH
Chrome	AS4932300002	394.77
Stainless Steel	AS4932300075	505.13

SelectFlo Scrub Brush Set

1660.403 • Set of two brushes



FINISH	STOCK NO	EACH
Plastic	AS1660403007	16.46



Beale Pull-Down Faucet Selectronic Hands-Free Technology

4931.380

- Selectronic hands-free sensor allows you to operate the faucet without touching, and easily changes to manual mode when desired with a sliding sensor door
- Dock-Tite™ spray-head docking system uses magnetic technology and Re-Trax® for smooth pull-out, operation, and reaction
- Fitting can be mounted with or without escutcheon plate (sold separately)
- Includes 39" integrated color coded braided stainless steel supply hoses with 3/8" compression connections
- 35 mm ceramic disc valve cartridge
- 1.5 gpm/5.7 L/min. maximum flow

FINISH	STOCK NO	EACH
Chrome	AS4931380002	527.35
Stainless Steel	AS4931380075	642.90



Beale Pull-Down Faucet

4931.300

- Dock-Tite™ spray-head docking system uses magnetic technology and Re-Trax® for smooth pull-out, operation, and reaction
- Fitting can be mounted with or without escutcheon plate (sold separately)
- Includes 39" integrated color coded braided stainless steel supply hoses with 3/8" compression connections
- 35 mm ceramic disc valve cartridge
- 1.5 gpm/5.7 L/min. maximum flow

FINISH	STOCK NO	EACH
Chrome	AS4931300002	367.37
Stainless Steel	AS4931300075	436.99



Monterrey Institutional Lavatory Centerset

- Solid brass construction
- Washerless ceramic disc valve cartridge
- 1/2" male threaded inlet shanks with brass coupling nuts
- Brass gooseneck spout
- 2.2 gpm/8.3 L/min. maximum flow

7500.170 LESS drain • Wrist blade handles

FINISH	STOCK NO	EACH
Chrome	AS7500170002	153.62



Monterrey 8" Widespread Faucet

- 10 5/8" Height 15 3/4" Width
- Washerless ceramic disc valve cartridge
- 1/2" male threaded inlet shanks with brass coupling nuts
- 8" copper connections
- Cast brass valve bodies with rigid copper connections
- 5" reach swivel gooseneck spout
- Water conserving 1.5 gpm
- Wrist blade handles with red/blue color indexes

6540.170 LESS drain • 3-hole mount

FINISH	STOCK NO	EACH
Chrome	AS6540170002	191.48



Colony Pro Bar Faucet

- 1/4 turn washerless ceramic disc valve cartridge
- 1/2" male inlet shanks
- Lever Handles
- Brass gooseneck 360° swivel spout
- 1.5 gpm/5.7 L/ min maximum flow rate

7074.400 • 2 or 3-hole 4" mount

FINISH	STOCK NO	EACH
Chrome	AS7074400002	82.30
Stainless Steel	AS7074400075	98.10

Laundry/Utility Faucets ⁽¹⁶⁾

americanstandard-us.com



Colony Pro Laundry Faucet

- Brass 360° swivel spout
- 1/4 turn washerless ceramic disc valve cartridge
- 1/2" male inlet shanks
- Metal Lever Handles
- 1.5 gpm/5.7 L/ min maximum flow rate

7074.240/7074.140 • 2 or 3-hole mount

DESCRIPTION	STOCK NO	EACH
Chrome - Hose End.	AS7074240002	82.30
Chrome - Aerator.	AS7074140002	82.30



Wall Mount Utility Faucet

8354.112

- Lever handles
- Bucket Hook
- Threaded hose end
- 1/2" NPT female inlets on 8" center
- 6" spout
- Vacuum breaker
- Stops in integral arm.
- Adjustable rough-in (from 6" to 10")

FINISH	STOCK NO	EACH
Polished Chrome.	AS8354112002	335.52
Rough Chrome.	AS8354112004	282.93



American Standard Repair Parts ⁽²¹⁾

Cartridge Assembly

A954120.0070A

For two handle Colony

STOCK NO	EACH
ASA9541200070A	25.60



Cartridge Assembly

A954440.0070A

For single handle Colony

For use with R110

STOCK NO	EACH
ASA9544400070A	46.75



Cartridge Assembly

023529.0070A

For single handle Reliant Plus

For use with R120/R125

STOCK NO	EACH
AS0235290070A	32.28



Cartridge Assembly

M952100.0070A

Pressure Balanced Valve.

STOCK NO	EACH
ASM9521000070A	37.85



Faucet Replacement Valve Cartridge

994053.0070A

For use with Kitchen & Bath 2-handle faucets.

STOCK NO	EACH
AS9940530070A	34.51



Universal Cartridge

M970654-0070A

Pressure Balanced Cartridge for Flash.

STOCK NO	EACH
ASM9706540070A	41.19



American Standard

Gerber Tub & Shower Fittings ⁽¹⁶⁾

gerber-us.com



Hardwater Series

- 1/2" IPS or Sweat Connections
- 8" Centers
- Valve Included

Tub & Shower 2-Handle

FINISH	STOCK NO	EACH
Chrome	GE58400	199.07

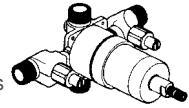
Tub & Shower 3-Handle

FINISH	STOCK NO	EACH
Chrome	GE58500	244.53



Ceramic Disc Cartridges

- Pressure Balanced Valves
- Bulk Pack
- For Use with: Riverdale, Waveland, Viper, and Maxwell Series
- Trim Sold Separately



GH-305

IPS/Sweat - With Stops

FINISH	STOCK NO	EACH
Rough Brass	GEGH305PK	84.32

Treysta Tub & Shower Rough-In Valve

- Includes forged valve body
- Plaster guard
- Innovative pressure test cap
- Can be pressure tested to 150 PSI
- Easy-access mounting



1/2" IPS/Sweat Inlets/Outlets - LESS Stops

FINISH	STOCK NO	EACH
Rough Brass	G00GS505	51.46

Treysta Tub & Shower Rough-In Valve

- Includes forged valve body
- Plaster guard
- Innovative pressure test cap
- Can be pressure tested to 150 PSI
- Easy-access mounting



1/2" F1807 (Crimp) PEX Inlets, 1/2" IPS/Sweat Outlets - LESS Stops

FINISH	STOCK NO	EACH
Rough Brass	G00GS525	61.48

Treysta Tub & Shower Rough-In Valve

- Includes forged valve body
- Plaster guard
- Innovative pressure test cap
- Can be pressure tested to 150 PSI
- Easy-access mounting



1/2" F1960 (Cold Expansion) PEX Inlets, 1/2" IPS/Sweat Outlets - LESS Stops

FINISH	STOCK NO	EACH
Rough Brass	G00GS527	61.48

Laundry Fittings



Allerton Laundry Faucet

- Bulk Pack
- 3 Hole Installation
- 8" Swing Spout
- Ceramic Disc Cartridge
- Lever Handles



All Brass Waterways

FINISH	STOCK NO	EACH
Chrome	GE49274PK	82.86



Laundry Faucet

- Washerless
- Clamp-On
- 6" Swing Spout
- Lever Handles



Hose End, IPS/Sweat Connections (No aerator)

FINISH	STOCK NO	EACH
Rough Brass	GE49530	73.01



Laundry Faucet

- Washerless
- Threaded Legs
- Lever Handles



IPS/Sweat Connections, LESS Aerator

FINISH	STOCK NO	EACH
Rough Brass	GE49540	94.05
Rough Brass	GE49556	74.45

Bar Fittings



Allerton Bar Faucet

- 3 Hole Installation
- 9⁷/₈" Swing Spout
- 1.75 gmp @ 60 psi
- Ceramic Disc Cartridge
- 2 Lever Handles



FINISH	STOCK NO	EACH
Chrome	GE49372	102.24

Kitchen Fittings



Viper Kitchen Faucet

- 4 Hole Installation
- 7⁷/₈" Swing Spout
- 1.75 gmp @ 60 psi
- Includes Side Spray
- Includes Integrated Deck Plate
- Ceramic Disc Cartridge
- Lever Handle



FINISH	STOCK NO	EACH
Chrome	GE40012	146.35



Selene Kitchen Faucet

- Single Hole Installation
- 16³/₄" Swing Spout
- 1.75 gmp @ 60 psi
- Dual Function Sprayhead: Single, Steady Flow and Power Spray
- SnapBack® Retraction System
- 3/8" Compression Connection
- Integral Check Valve
- Lever Handle



FINISH	STOCK NO	EACH
Chrome	D454012	235.89
Stainless Steel	D454012SS	308.73

Cover Plate Assembly

For 8" Kitchen Faucets.
1/4" Height, 10 1/4" Width, 2 1/2" Depth



FINISH	STOCK NO	EACH
Chrome	DA665051	18.04
Stainless Steel	DA665051BN	23.39

danze
by GERBER

danze.com

Lavatory Fittings



Viper Lavatory Faucet

- 3 Hole Installation
- Includes Metal Touch Down Drain
- 1.2 gmp @ 60 psi
- Ceramic Disc Cartridge
- Lever Handles



FINISH	DRAIN OPTION	STOCK NO	EACH
Chrome	With Drain	GE40024	120.95
Chrome	Less Drain	GE40028	104.92



Viper Lavatory Faucet

- 1 Hole Installation
- Includes Metal Touch Down Drain
- 1.2 gmp @ 60 psi
- Ceramic Disc Cartridge
- Lever Handle



FINISH	STOCK NO	EACH
Chrome	GE40029	122.29



Viper Lavatory Faucet

- 3 Hole Installation
- Includes Metal Touch Down Drain
- 1.2 gmp @ 60 psi
- Ceramic Disc Cartridge
- 2 Lever Handles



FINISH	STOCK NO	EACH
Chrome	GE43011	108.26
Chrome Widespread	GE43376	179.76



Antioch Lavatory Faucet

- 1 Hole Installation
- Includes Metal Touch Down Drain
- 1.2 gmp @ 60 psi
- Ceramic Disc Cartridge
- Lever Handle



FINISH	STOCK NO	EACH
Chrome	D222522	162.38



Antioch Lavatory Faucet

- 3 Hole Installation
- Includes Metal Touch Down Drain
- 1.2 gmp @ 60 psi
- Ceramic Disc Cartridge
- 2 Lever Handles



FINISH	STOCK NO	EACH
Chrome	D301122	112.27

Delta Tub and Shower Fittings ⁽¹⁶⁾

deltafaucet.com



Monitor® 17 Classic Series

- Soft, rubber spray holes with Full body, Massaging and Soft Drench settings
- Red/blue temperature indicator
- Meets ADA standards

FOR USE WITH R10000 UNIVERSAL VALVES

FINISH	STOCK NO	EACH
T17430 Tub & Shower		
Chrome	DET17430	192.76
T17230 Shower Only		
Chrome	DET17230	176.29

Innovations® Lever Handle

A74 • Accents for Monitor Series tub/shower fittings

FINISH	STOCK NO	EACH
Polished Chrome	DEA74	21.53



Monitor® 17 Victorian Series

- Soft, rubber spray holes with Full body, Massaging and Soft Drench settings
- Two handles to control volume and water temperature independently
- Meets ADA standards

FOR USE WITH R10000 UNIVERSAL VALVES

FINISH	STOCK NO	EACH
T17455 Tub & Shower		
Venetian Bronze	DET17455RB	582.54
T17255 Shower Only		
Venetian Bronze	DET17255RB	390.83

Victorian® Lever Handle

FINISH	STOCK NO	EACH
Venetian Bronze	DEA716RB	33.20



Monitor® 14 Ashlyn Series

- WaterSense certification
- Touch-Clean® showerhead.
- Single function operation
- Meets ADA standards

FOR USE WITH R10000 UNIVERSAL VALVES

FINISH	STOCK NO	EACH
T14464 Tub & Shower		
Chrome	DET14464	164.55
Brilliance Stainless	DET14464SS	244.07
Venetian Bronze	DET14464RB	267.89
Matte Black	DET14464BL	253.53
T14264 Shower Only		
Chrome	DET14264	124.49
Brilliance Stainless	DET14264SS	186.76
Venetian Bronze	DET14264RB	199.02
Matte Black	DET14264BL	194.00



Monitor® 17 Ashlyn Series

- Two handles to control volume and water temperature independently
- Touch-Clean® showerhead.
- Meets ADA standards

FOR USE WITH R10000 UNIVERSAL VALVES

FINISH	STOCK NO	EACH
T17464 Tub & Shower		
Chrome	DET17464	188.18
Matte Black	DET17464BL	293.10
Venetian Bronze	DET17464RB	300.90
Brilliance Stainless	DET17464SS	282.15
T17264 Shower Only		
Chrome	DET17264	167.03
Matte Black	DET17264BL	259.64
Venetian Bronze	DET17264RB	266.02
Brilliance Stainless	DET17264SS	249.93



Monitor® 17 Lahara Series

- Two handles to control volume and water temperature independently
- Touch-Clean® 5-setting showerhead: Pause, Full Body Spray, Full Spray w/Massage, Fast Massage, and Soft Drench Spray
- Meets ADA standards

FOR USE WITH R10000 UNIVERSAL VALVES

FINISH	STOCK NO	EACH
T17438 Tub & Shower		
Chrome	DET17438	189.31
Brilliance Stainless	DET17438SS	283.68
Venetian Bronze	DET17438RB	308.33
T17238 Shower Only		
Chrome	DET17238	168.94
Brilliance Stainless	DET17238SS	255.70
Venetian Bronze	DET17238RB	275.47

Universal Valves

R10000

- Universal valve body only
- 1/2" universal inlets/outlets

STOCK NO	EACH
LESS Stops	
DER10000UNBX	52.18
WITH Stops	
DER10000UNWS	76.07
PEX Connections LESS Stops	
DER10000PX	53.23
PEX Connections WITH Stops	
DER10000PXWS	77.64
PEX F1960 Cold Expansion LESS Stops	
DER10000MF	53.23
High-Flow Shower Only	
DER10000UNBXHF	53.23
Pex Crimp Shower Only	
DER10000PFSPX	65.98
PEX with Tub Drop LESS Stops	
DER10000PFTPX	71.04
Pex with Tub Drop WITH Stops	
DER10000PFTPXWS	99.51

Universal Valves with In-Wall Diverter

- Universal valve body only
- 1/2" universal inlets/outlets

STOCK NO	EACH
R22000 Shower Only	
DER22000	176.07
R22000 Shower Only WITH Stops	
DER22000WS	203.98



Monitor® 14 Lahara Series

Single function pressure balance cartridge

FOR USE WITH R10000 UNIVERSAL VALVES

FINISH	STOCK NO	EACH
T14438 Tub & Shower		
Chrome	DET14438	164.52
Brilliance Stainless	DET14438SS	244.07
Venetian Bronze	DET14438RB	267.93
T14238 Shower Only		
Chrome	DET14238	128.24
Brilliance Stainless	DET14238SS	194.30
Venetian Bronze	DET14238RB	209.00



Delta Tub and Shower Fittings ⁽¹⁶⁾

deltafaucet.com

Monitor® 13 Classic Series

- Tub/Shower fitting
- Touch-Clean®
- Pressure balanced
- Includes clear knob handle



FOR USE WITH R10000 UNIVERSAL VALVES

FINISH	STOCK NO	EACH
T13422		
Chrome	DET13422	112.90
T13422-SOS with Slip-On Spout for 1/2" C.W.T.		
Chrome	DET13422SOS	95.55

(21) Clear Knob Handle

- For Tub/Shower Only
- Red/Blue indicators on handle button



H71 • for Monitor 13 Series

FINISH	STOCK NO	EACH
Clear	DEH71	30.70

Monitor® 13 Classic Series

- Touch-Clean®
- Pressure balanced
- Slip on diverter spout
- Includes single lever handle



FOR USE WITH R10000 UNIVERSAL VALVES

FINISH	STOCK NO	EACH
T13420-SOS with Slip-On Spout for 1/2" C.W.T.		
Chrome	DET13420SOS	93.67

Lever Handle

H79 • For Monitor 13 & 14 Series



FINISH	STOCK NO	EACH
Chrome	DEH79	42.75

Monitor® 13 Classic Series

- 5 Spray Settings
- Touch-Clean®
- Pressure balanced
- Pull-up diverter tub spout
- Includes single lever handle



FOR USE WITH R10000 UNIVERSAL VALVES

FINISH	STOCK NO	EACH
T13420 - Universal tub spout adapter included allows for thread, sweat or slip-on installation		
Chrome	DET13420	112.90
Stainless Steel	DET13420SS	151.88
T13220 Shower Only		
Chrome	DET13220	90.51
Stainless Steel	DET13220SS	121.72

Roman Tub Fittings Lahara Collection



Tub Trim with Handshower

- 4 hole installation
- Coordinating Hand Shower with double check valves for backflow prevention
- 8 1/2" Long, 8 7/8" high rigid slip-on spout
- Scalloped handle bases, 2 9/16" diameter
- With conventional installation kit, adjusts to 1 1/4" maximum thickness



FOR USE WITH R4707 ROUGH-IN VALVE

FINISH	STOCK NO	EACH
T4738		
Chrome	DET4738	411.33
Brilliance Stainless	DET4738SS	616.80
Venetian Bronze	DET4738RB	657.84

Roman Tub Rough-in Kit

R4707 • Includes Handshower

STOCK NO	EACH
DER4707	290.89



Tub Trim Kit

- 3 hole installation
- 8 1/2" Long, 8 7/8" high rigid slip-on spout
- Scalloped handle bases, 2 9/16" diameter
- With conventional installation kit, adjusts to 1 1/4" maximum thickness



FOR USE WITH R2707 ROUGH-IN VALVE

FINISH	STOCK NO	EACH
T2738		
Chrome	DET2738	254.13
Brilliance Stainless	DET2738SS	380.91
Venetian Bronze	DET2738RB	406.30

Roman Tub Rough-in Kit

R2707

STOCK NO	EACH
DER2707	136.76



Victorian Lever Roman Tub Handle Kit

H616 • Must order both lever handle bases and accents to complete handle assembly

FINISH	STOCK NO	EACH
Chrome	DEH616	128.40
Brilliance Stainless	DEH616SS	195.25
Venetian Bronze	DEH616RB	198.60



Premium Slide Bar Hand Shower

- Adjustable Slide bar
- 3-Setting hand shower
- Dual check valves
- 69" hose Included



FINISH	STOCK NO	EACH
57014		
Chrome	DE57014	265.12
Venetian Bronze	DE57014RB	424.12
Brilliance Stainless	DE57014SS	397.60

Temp20® Showerhead

- 6-Settings
- Touch Clean spray holes
- 4 3/4" spray surface
- 5 1/4" showerhead length



FINISH	STOCK NO	EACH
54446		
Chrome	DE52646PK	142.38
Venetian Bronze	DE52646RBP	224.38
Brilliance Stainless	DE52646SSPK	203.86

Diverter Valve



3 Setting 2-Port Diverter

FINISH	STOCK NO	EACH
T11800 Trim ONLY		
Chrome	DET11800	144.83
Venetian Brz.	DET11800RB	231.49
Stainless	DET11800SS	217.01

Diverter Rough

- For use with 3 or 6 functions
- Three port diverter rough
- 1/2" Rough-In



STOCK NO	EACH
R11000	
DER11000	115.64

Delta Showers Fittings and Accessories ⁽¹⁶⁾

deltafaucet.com



H2Okinetic®

- 5-Setting H2Okinetic Hand Shower
- 60"-82" Stretchable Metal Hose
- Soft-Touch Handle

54445-PK • Shower Mount Hand Shower

FINISH	STOCK NO	EACH
Chrome	DE54445PK	149.00

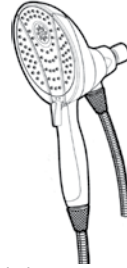


Premium

- 5-Setting Hand Shower
- 60" UltraFlex Hose
- 2.00 gpm @ 80 psi
- Touch-Clean® Spray Holes
- 1/2" IPS connection point.

55436-PK • Fixed Wall Mount Hand Shower

FINISH	STOCK NO	EACH
Chrome	DE55436PK	102.95



In2ition®

- 4-setting hand shower
- Integrated handshower docks securely into showerhead
- 60"-82" stainless steel stretchable hose

58467-SS • Shower Mount

FINISH	STOCK NO	EACH
Brilliance Stainless	DE58467SS	256.88



In2ition®

- 5-setting hand shower
- Integrated handshower docks securely into showerhead
- Touch-Clean® Spray Holes
- Includes 60"-82" hose
- 1/2" IPS connection point.

58569-PK • Shower Mount

FINISH	STOCK NO	EACH
Chrome	DE58569PK	222.55
Brilliance Stainless	DE58569SSPK	297.78



H2Okinetic® In2ition®

- 5-setting hand shower
- MagnaTite® Docking
- Touch-Clean® Spray Holes
- Includes 60"-82" hose
- H2Okinetic® Technology

58480-PK • Shower Mount

FINISH	STOCK NO	EACH
Chrome	DE58480PRPK	274.48
Stainless	DE58480SSPRPK	356.85
Venetian Bronze	DE58480RBPk	432.47



Universal Slide Bar

- 24 5/8" slide bar
- 70" Flex Hose mounts to shower arm
- Full Body spray with pause feature
- Touch-Clean® Spray Holes
- 1/2" IPS connection point.

51539-WHB • Fixed Wall Mount Hand Shower

FINISH	STOCK NO	EACH
White	DE51539WHB	137.18



ADA Grab Bar Hand Held Showers

- 24" grab bar
- 2-Setting Handshower
- 82" UltraFlex Hose
- Touch-Clean® Spray Holes



FINISH	STOCK NO	EACH
--------	----------	------

52001-DS • 60"-82" Stretchable Hose Stainless

Steel Grab Bar	DE52001DS	211.70
----------------	-----------	--------

52002-UF • 70" Ultraflex Hose

White Grab Bar	DE52002UF	162.47
----------------	-----------	--------

Delta Commercial Shower Fittings ⁽¹⁶⁾

deltafaucet.com



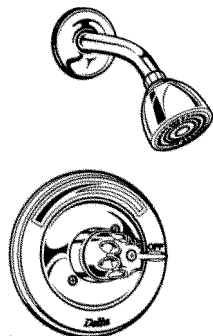
Shower Trim Kit

T13290

- Shower fitting
- Handle adjusts temperature
- Vandal resistant blade handle

FOR USE WITH R10000 UNIVERSAL VALVES

FINISH	STOCK NO	EACH
Chrome	DET13290	100.20



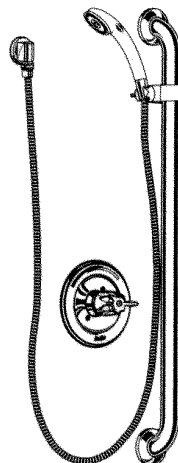
Teck Series

T13H153

- Valve with hand held & cartridge
- 24" grab bar
- 70" vinyl hose
- Vacuum breaker
- ADA adjustable slide bar
- Vandal resistant blade handle

FOR USE WITH R10000 UNIVERSAL VALVES

FINISH	STOCK NO	EACH
Chrome	DET13H153	235.81



ActiTouch® Hand Shower with Slide and Grab Bar

51900

- Spray settings include: Full Body, Fast Massage, Full Spray with Massage, Shampoo Rinsing, Shampoo Rinsing with Massage, Soft Drench, Soft Drench with Massage, and Soft Full
- 24" Grab bar supports 500 lbs
- Pause feature for water conservation
- 82" Hose and non-slip grip handle

FOR USE WITH R10000 UNIVERSAL VALVES

FINISH	STOCK NO	EACH
Chrome	DE51900	265.24
Brilliance Stainless	DE51900SS	331.55
Venetian Bronze	DE51900RB	384.49



Universal Valves

R10000

- Universal valve body only
- 1/2" universal inlets/outlets



STOCK NO	EACH
----------	------

LESS Stops

DER10000UNBX 52.18

WITH Stops


DER10000UNWS 76.07

PEX Connections LESS Stops

DER10000PX 53.23

Universal Valves with In-Wall Diverter

- For use with MultiChoice® Universal T13H and T17TH series with diverter valve for dual showers
- 1/2" universal inlets/outlets



STOCK NO	EACH
----------	------

R10700-UNWS Tub/Shower WITH Stops

DER10700UNWS 114.45

HydraChoice® Body Spray Rough

R50200

- 1/2" rough-in
- 2 9/16" thru hole in wall
- Forged brass body
- Includes test cap and plasterguard
- For use with T50010 or T50210 and spray heads SH5000, SH5002, SH5003, or SH5005



STOCK NO	EACH
----------	------

DER50200 76.38

Classic

- 4" centerset
- Lead FREE
- Metal pop-up drain
- Hot/Cold handle indicators



2522LF-MPU • With clear knob handles

FINISH	STOCK NO	EACH
Chrome	DE2522LFMPU	125.66



Classic

- 3 hole installation
- 6" to 16" center widespread
- Rigid spout 5 1/2" long, 3 7/8" high
- Metal Pop-up
- WaterSense® uses at least 20% less water
- 1/2" IPS Connection



2522LF-MPU • With metal lever handles

FINISH	STOCK NO	EACH
Chrome	DE3530LFMPU	268.23



Classic

- 4" centerset
- Diamond Seal technology
- WaterSense®
- 3/8" O.D. straight, staggered PEX supply lines



Single Metal Lever handle

FINISH	STOCK NO	EACH
520-SSMPU-DST • Metal pop-up drain		
Brilliance Stainless	DE520SSMPUDST	209.04
520-DST • 50/50 pop-up drain		
Chrome	DE520DST	142.65



Commercial Faucets

- 4" centerset
- Metal pop-up drain
- Copper Supply Lines
- Vandal Resistant Aerator & Handle



520LF-HDF • Single Lever handle

FINISH	STOCK NO	EACH
Chrome	DE520LFHDF	174.51

Lahara Collection



Lahara®

- 1 or 3 Hole installation
- Metal pop-up
- Spout 5 1/2" long
- Diamond Seal Technology



538-MPU-DST • Single handle deck mount

FINISH	STOCK NO	EACH
Chrome	DE538MPUDST	213.28
Brilliance Stainless	DE538SSMPUDST	274.34
Venetian Bronze	DE538RBMPUDST	310.05



Lahara®

- 3 Hole installation
- Metal pop-up
- Spout 5 1/2" long
- Diamond Seal Technology



2538-MPU-DST • Two handle deck mount

FINISH	STOCK NO	EACH
Chrome	DE2538MPUDST	157.65
Brilliance Stainless	DE2538SSMPUDST	214.37
Venetian Bronze	DE2538RBMPUDST	236.16



Lahara®

- 3 Hole installation
- Metal pop-up
- Spout 5 1/2" long
- Diamond Seal Technology



3538-MPU-DST • Two handle widespread

FINISH	STOCK NO	EACH
Brilliance Stainless	DE3538SSMPUDST	357.91
Venetian Bronze	DE3538RBMPUDST	383.42



Delta Lavatory Handle Options ⁽¹⁶⁾



Traditional Lever Handles



For two handle lav, kitchen, and bar sink faucets

FINISH	STOCK NO	EACH
Chrome/Porcelain	DEH212	107.62



Lever Handle Bases



For two handle Lav faucets

FINISH	STOCK NO	EACH
Chrome	DEH24	70.36



Accents



For Innovations two handle lav faucets

FINISH	STOCK NO	EACH
Chrome	DEA24	37.15
Polished Brass	DEA24PB	32.87
White	DEA24WH	42.91



Lever Handle Bases



For two handle Roman tub faucets

FINISH	STOCK NO	EACH
Chrome	DEH64	107.41



Accents



For above

FINISH	STOCK NO	EACH
Chrome	DEA64	39.82



Teck Series

22C101

- 4" centerset
- 5/8" rigid spout
- 2 & 3-hole installation

Single Lever handle • LESS Pop-up

FINISH	STOCK NO	EACH
Chrome	DE22C101	169.57



HDF Series

511-LFHDF

- 4" centerset
- 4 1/2" long spout
- 2-hole installation
- 2.2 gpm vandal resistant aerator
- NO Lift-rod hole

Single Lever handle • LESS Pop-up

FINISH	STOCK NO	EACH
Chrome	DE511LFHDF	160.34



HDF Series

501LF-HDF

- 4" centerset
- 4 1/2" rigid spout
- 2-hole installation
- 1/2" IPS adapters
- 2.2 gpm vandal resistant aerator

Single Lever handle • LESS Pop-up

FINISH	STOCK NO	EACH
Chrome	DE501LFHDF	148.51
	VR Spray Outlet, Single Lever handle • LESS Pop-up	
Chrome	DE501LFHGMHDF	150.98



Teck Series

27C4844

- 4" centerset
- 4 1/2" high spout
- 2-hole installation

Wrist blade handle • TUF-TEK Cartridges

FINISH	STOCK NO	EACH
Chrome	DE27C4844	225.54



Teck Series

27C2944

- 8" centerset
- 6" high spout
- 3-hole installation

Wrist blade handle • CER-TEK Cartridges

FINISH	STOCK NO	EACH
Chrome	DE27C2944	271.23



Ashlyn Collection



Ashlyn®

564-MPU-DST

- Diamond Seal Technology
- 1 or 3 hole 4" installation
- Rigid spout
- 1.20gpm @ 60psi
- Includes matching finish drain assembly

Single Lever handle • Metal Pop-up

FINISH	STOCK NO	EACH
Chrome	DE564MPUDST	213.28
Brilliance Stainless	DE564SSMPUDST	274.34
Venetian Bronze	DE564RBMPUDST	310.05
Matte Black	DE564BLMPUDST	289.72



Ashlyn®

2564-MPU-DST

- Diamond Seal Technology
- 3 hole 4" installation
- Rigid spout
- 1.20gpm @ 60psi
- Includes matching finish drain assembly

Two Lever handles • Metal Pop-up

FINISH	STOCK NO	EACH
Chrome	DE2564MPUDST	157.65
Brilliance Stainless	DE2564SSMPUDST	215.45
Venetian Bronze	DE2564RBMPUDST	236.38
Matte Black	DE2564BLMPUDST	223.18



Ashlyn®

3564-MPU-DST

- Diamond Seal Technology
- 3 hole 6-16" installation
- EZ Anchor mounting
- Rigid spout
- 1.20gpm @ 60psi
- Includes matching finish drain assembly

Two Lever handles • Metal Pop-up

FINISH	STOCK NO	EACH
Chrome	DE3564MPUDST	273.93
Brilliance Stainless	DE3564SSMPUDST	357.91



Trinsic®

559LF-BLMPU

- Diamond Seal Technology
- 1 or 3 hole 4" installation
- WaterSense®
- 1.2 gpm @ 60psi
- Includes matching finish drain assembly

Single Lever handle • Metal Pop-up

FINISH	STOCK NO	EACH
Matte Black	DE559LFBMPU	337.67





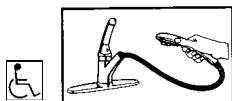
Classic
100-DST/300-DST/400-DST
 • 3-hole, 8" centerset
 • 8" long swing spout
 • 3/8" Compression Fittings
 • DIAMOND Seal Technology
Chrome • Single lever handle

SIDE SPRAY OPTIONS	STOCK NO	EACH
NO Side Spray	DE100DST	129.75
Side Spray on deck	DE300DST	159.23
4-hole Side Spray	DE400DST	164.03



Classic
175-DST
 • 2-hole installation
 • 8" long swing spout
 • 3/8" Compression Fittings
 • DIAMOND Seal Technology
 • With Side Spray
Single lever handle

FINISH	STOCK NO	EACH
Chrome	DE175DST	164.03



Signature
470-DST
 • 9 1/8" long swing spout
 • Single or 3 hole installation
 • Stainless steel vacuum breaker ball
 • Easy side-to-side activated aerated stream or full spray
 • Quick-connect 60" spray hose, 38" reach
 • Touch-Clean® sprayhead
 • Red/blue handle indicator
 • DIAMOND seal technology reduces leaks
Single lever handle • Optional Escutcheon Included

FINISH	STOCK NO	EACH
Chrome	DE470DST	373.74
Arctic Stainless	DE470ARDST	526.52



RP1001
 Soap Dispenser

FINISH	STOCK NO	EACH
Chrome	DERP1001	52.85
Brilliance Stainless	DERP1001SS	72.54



RP1002
 Arctic Stainless Soap Dispenser

STOCK NO	EACH
DERP1002AR	74.42



Collins
140-DST
 • 8" centerset
 • 9" long swing spout
 • 3/8" copper or compression and adapters to accept 1/2" IPS
 • Red/blue handle indicators
Single lever handle

FINISH	STOCK NO	EACH
Chrome	DE140DST	149.59
Brilliance Stainless	DE140SSDST	190.01



Collins
440-DST
 • 8" centerset
 • 9" long swing spout
 • 1/2" I.P.S. adapters
 • With hose and spray
 • Red/blue handle indicators
Single lever handle

FINISH	STOCK NO	EACH
Chrome	DE440DST	180.87
Brilliance Stainless	DE440SSDST	249.33



Leland
9178-DST
 • 13 7/8" High-arc spout
 • 59" hose providing 20" reach
 • Spout swivels 360°
 • DIAMOND seal technology reduces leaks
 • SpotShield resists water spots and fingerprints
Single lever handle • Optional Escutcheon Included

FINISH	STOCK NO	EACH
Chrome	DE9178DST	321.76
Arctic Stainless	DE9178ARDST	362.57
Venetian Bronze	DE9178RBDST	466.28
SpotShield Stainless	DE9178SPDST	362.57



Leland
978-DST
 • 13 7/8" High-arc spout
 • 59" hose providing 20" reach
 • Spout swivels 360°
 • DIAMOND seal technology reduces leaks
Single lever handle

FINISH	STOCK NO	EACH
Arctic Stainless	DE978ARDST	449.66
Venetian Bronze	DE978RBDST	482.11



ESSA
9113-DST
 • 15 1/4" High-arc spout
 • 1 or 3 hole 8" Installation
 • Spout swivels 360°
 • DIAMOND seal technology
Single lever handle • Optional Escutcheon Included

FINISH	STOCK NO	EACH
Chrome	DE9113DST	295.84
Arctic Stainless	DE9113ARDST	333.35
Venetian Bronze	DE9113RBDST	428.77
Matte Black	DE9113BLDST	357.20



Trinsic
Touch2O
9159T-DST
 • Touch2O Technology
 • TempSense LED light
 • 6 AA Included
 • MagnaTite Docking
 • Pull-Down Spray
 • 15 1/16" Spout Height
 • DIAMOND Seal Technology
Single lever handle • 1 or 3-hole 6" or 8" installation

FINISH	STOCK NO	EACH
Chrome	DE9159TDST	685.94
Arctic Stainless	DE9159TARDST	707.89
Matte Black	DE9159TBLDST	749.51





Trinsic

9159-DST

- 15¹/₁₆" High-arc spout
- 1 or 3 hole 8" Installation
- MagnaTite® pull-down swivels 360°
- Soft, rubber Touch-Clean® spray holes
- DIAMOND™ seal technology
- Includes integrated InnoFlex® PEX supply lines

Single lever handle

Less Escutcheon Plate, see model RP64070 below

FINISH	STOCK NO	EACH
Chrome	DE9159DST	439.43
Arctic Stainless	DE9159ARDST	541.72



CORANTO

9179-DST

- 15⁷/₁₆" High-arc spout
- 1 or 3 hole 8" Installation
- ShieldSpray Technology
- MagnaTite® pull-down swivels 360°
- Soft, rubber Touch-Clean® spray holes
- DIAMOND™ Seal Technology
- Includes integrated InnoFlex® PEX supply lines

FINISH	STOCK NO	EACH
Chrome	DE9179DST	321.31
Arctic Stainless	DE9179ARDST	362.12
Venetian Bronze	DE9179RBDST	465.72
Matte Black	DE9179BLDST	362.12



Escutcheon Plates



RP70714

For Model 9113-DST


FINISH	STOCK NO	EACH
Chrome	DERP70714	55.81
Arctic Stainless	DERP70714AR	69.83



RP64070

For Model 9159-DST

FINISH	STOCK NO	EACH
Arctic Stainless	DERP64070AR	148.77



Two-Handle Kitchen Faucets



Classic

2100-LF

- 8" centerset
- 8" long swing spout

Metal blade handles

FINISH	STOCK NO	EACH
Chrome	DE2100LF	104.61



Classic

2402-LF

- 8" centerset
- 9" long swing spout swings 360°
- With hose and spray
- Red/blue handle indicators

Clear knob handles

FINISH	STOCK NO	EACH
Chrome	DE2402LF	127.98



Service Sink Fitting

Commercial

28T9

- Two Handle Wall-Mount
- Centers adjustable from 7³/₄" to 8¹/₄"
- 8" long vacuum breaker spout
- Cast brass body
- Includes integral stops

FINISH	STOCK NO	EACH
Rough Chrome	DE28T9	173.83



Speciality Faucets

Classic

2302-LF

- Single hole installation
- 4¹/₄" long rigid spout
- 1/4 turn handle stop

FINISH	STOCK NO	EACH
Chrome	DE2302LF	79.22



Commercial

710LF-HDF

- Two hole installation
- 3/8" O.D. straight copper supplies
- 5" long, 10" fixed spout
- Red/blue handle indicators

FINISH	STOCK NO	EACH
Chrome	DE710LFHDF	249.16



Beverage

1960-DST

- 1-hole installation
- 3/8" compression fittings
- 5¹/₁₆" long spout swings 360°
- Diamond Seal Technology

Single lever handle

FINISH	STOCK NO	EACH
Chrome	DE1960DST	250.78
Arctic Stainless	DE1960ARDST	306.88
Venetian Bronze	DE1960RBDST	352.08
Matte Black	DE1960BLDST	310.99



Two-Handle Laundry Faucets



Classic

2131-LF

- 2-hole or 3-hole installation
- 4" centerset
- 5⁵/₁₆" spout with 360° swing

With Hose Thread

FINISH	STOCK NO	EACH
Chrome	DE2131LF	80.20



Classic

2133-LF

- 2-hole or 3-hole installation
- 4" centerset
- 6³/₃₂" long, 3³/₃₂" high swing spout 360°

With Aerator

FINISH	STOCK NO	EACH
Chrome	DE2133LF	80.20



RP70
Ball assembly for chrome handles.
STOCK NO EACH
DERP70 27.82



RP212
Ball assembly for crystal handles.
STOCK NO EACH
DERP212 28.73



RP61
Cam assembly for faucets with chrome handle. Contains one cam and packing.
STOCK NO EACH
DERP61 8.95



RP25
"O" Rings - All single handle kitchen faucets. Contains two large "O" Rings.
STOCK NO EACH
DERP25 12.58



RP4993
Contains two seats and spring
STOCK NO EACH
DERP4993 9.43



RP50
Cap assembly for all single handle faucets.
STOCK NO EACH
DERP50 34.17



RP90
Small chrome handle with set screw for single handle kitchen and lav faucets.
STOCK NO EACH
DERP90 33.47



RP3614
Repair kit for single handle faucets. Contains two large and small "O" rings; one cam and packing; two seats and springs and one wrench.
STOCK NO EACH
DERP3614 21.32



RP24096
Stem Unit Assembly.
STOCK NO EACH
DERP24096 37.26



RP1740
Stem Unit Assembly for two handle and basin faucets.
STOCK NO EACH
DERP1740 21.69



RP1991
Stem unit for 1600 tub/shower series.
STOCK NO EACH
DERP1991 62.26



RP50587
Diamond Ceramic Cartridge.
STOCK NO EACH
DERP50587 72.12



RP46074
Replacement Cartridge for 1300/1400 series.
STOCK NO EACH
DERP46074 110.76



RP46463
Replacement Cartridge for 1700/1800 series.
STOCK NO EACH
DERP46463 144.13



RP32104 - Prior to 2005
Monitor 17 Series valve cartridge assembly.
STOCK NO EACH
DERP32104 144.13



RP19804 - Prior to 2005
Monitor 1300/1400 Series valve cartridge assembly.
STOCK NO EACH
DERP19804 116.36



RP60400
DIAMOND™ Valve - 2 Handle
STOCK NO EACH
DERP60400 41.58



RP63136
Diverter Assembly
STOCK NO EACH
DERP63136 16.95



RP557
C.P. Shower Plate with Screws
SIZE STOCK NO EACH
8 1/8" x 13" DERP29827 66.42



RP17453 Spout
Standard diverter, Non-metallic, For 1/2" C.W.T. or 1/2" I.P.S., 5/4" long, Pull down divert.
STOCK NO EACH
DERP17453 43.51



RP19895 Spout
Standard diverter, Non-metallic, For 1/2" I.P.S., 4 1/2" long, Pull up divert.
STOCK NO EACH
DERP19895 51.84



(16)
RP36497 Spout
Standard diverter, Metal, Slip onto 1/2" C.W.T., 7" long, Pull up divert.
STOCK NO EACH
DERP36497 61.52



(16)
RP36498 Spout
Standard non-diverter, Metal, Slip onto 1/2" C.W.T., 7" long.
STOCK NO EACH
DERP36498 59.64



Sioux Chief Fittings ⁽¹⁸⁾

Tub Spout
Connection - 1/2" FIP at nose end.
FINISH STOCK NO EACH
Chrome SC97210 10.11



Diverter Tub Spout
Chrome plated die-cast, front diverter
CONNECTION STOCK NO EACH
1/2" FIP nose end
Chrome SC97215 18.62
Slip to 5/8" OD with 1 1/8" adjustment
Chrome SC97235 24.03



Supply Elbow

for 1/2" IPS



FINISH	STOCK NO	EACH
Chrome	DEU4980PK	44.51
Venetian Bronze	DEU4980RBP	77.89
Brilliance Stainless	DEU4980SSPK	74.29

Supply Elbow

for 1/2" IPS



FINISH	STOCK NO	EACH
Chrome	DE50560PR	58.79
Venetian Bronze	DE50560RB	79.05

UltraFlex Shower Hose



FINISH	SIZE	STOCK NO	EACH
Chrome	70"	DEU490R70PK	37.30

Stretchable Hose

Extendible Stainless Steel hose with Brass Nuts



FINISH	SIZE	STOCK NO	EACH
Chrome	60"-82"	DEU495D60PK	45.10

Diverter Tub Spout

With shower 1/2" & 3/4" hose connector.



FINISH	STOCK NO	EACH
Chrome	DEU1010PK	87.79

3-Way Diverter

Flip Lever • Showerhead



FINISH	STOCK NO	EACH
Chrome	DEU4929PK	53.75
Brilliance Stainless	DEU4929SSPK	73.66

U4920-PK

3-Way Shower Arm Diverter with Hand Shower Mount

- Brass Construction
- ADA Flip Lever Control



FINISH	STOCK NO	EACH
Chrome	DEU4920PK	62.29

Ceiling Mount Shower Arm and Flange

- 6" Long
- 2 1/2" Diameter Flange
- 1/2" IPS Threads
- Lifetime Faucet and Finish Warranty



FINISH	STOCK NO	EACH
Chrome	DERP61058	74.04
Venetian Bronze	DERP61058RB	108.93
Brilliance Stainless	DERP61058SS	101.79

Volume Control

U4760-PK

- Brass Construction
- Trickle Feature



FINISH	STOCK NO	EACH
Chrome	DEU4760PK	37.83

Vacuum Breaker

FINISH	STOCK NO	EACH
Chrome	DEU4900PK	33.21



Wall Mounts

Ready to mount



FINISH	STOCK NO	EACH
Chrome	DEU9501PK	36.11
Chrome	DEU4005PK	47.97
Brilliance Stainless	DEU4005SSPK	67.18

Swivel connector for hand showers

FINISH	STOCK NO	EACH
Chrome	DEU4002PK	19.00



Deluxe all metal swivel connector for hand showers

FINISH	STOCK NO	EACH
Chrome	DEU5002PK	32.61



Shower Arm Mounts

DESCRIPTION	STOCK NO	EACH
Chrome, w/o pin	DEU3401PK	17.78
Chrome, w/pin	DEU4301PK	26.49



Shower Heads

52653-PK

Shower Head

- Single Setting Shower Head
- 2 1/4" Spray Face Diameter



FINISH	STOCK NO	EACH
Chrome	DE52653PK	26.07

Massage action or full spray shower head

FINISH	STOCK NO	EACH
Chrome	DE52665PK	25.44



Raincan Showerhead

- Full Body Spray Setting
- Touch Clean spray holes
- 5 1/8" spray surface



FINISH	STOCK NO	EACH
Chrome	DERP51305	81.64
Venetian Bronze	DERP51305RB	125.45
Brilliance Stainless	DERP51305SS	117.50

Hand Sets

59436-PK

5-Setting Hand Shower only

FINISH	STOCK NO	EACH
Chrome	DE59436PK	67.64



Full Spray with Push Button

FINISH	STOCK NO	EACH
White	DE59462WHBP	29.67



Full Spray

FINISH	STOCK NO	EACH
White	DE59462WHPK	26.07



Pull-Out/Pull-Down & Single-Handle Sink Fittings



P188103LF

Tunbridge Single-Handle Pull-Down

- Integrated handle
- Swivels 360 degrees
- 2-function, pull-down sprayer
- 1 or 3-hole sink applications
- Optional escutcheon, 1.5 gpm @ 60 psi
- 1/2"-14 NPSM threaded male inlet adapters



FINISH	STOCK NO	EACH
Chrome	DEP188103LF	219.66

RP44479

Saop/Lotion Dispenser

1-hole installation



FINISH	STOCK NO	EACH
Chrome	DERP44479	21.08



P18550LF

CHOICE Single-Handle Pull-Out

- 2-function, pull-out sprayer
- 1 or 3-hole sink applications
- Optional escutcheon
- 1.8 gpm flow rate
- 1/2" IPS connection



FINISH	STOCK NO	EACH
Chrome	DEP18550LF	161.29



P110LF

CORE Single-Handle

- 3-hole sink application
- Spout swivels 360°
- 1.8 gpm flow rate
- 1/2" IPS connection



FINISH	STOCK NO	EACH
Chrome	DEP110LF	59.55



P115LF

CORE Single-Handle

- Side spray
- 4-hole sink application
- Spout swivels 360°
- 1.8 gpm flow rate
- 1/2" IPS connection



FINISH	STOCK NO	EACH
Chrome	DEP115LF	75.30

Single-Handle Lavatory Fittings



P131LF

CORE Single-Handle Lever

- No pop-up
- 4" Centerset
- 3-hole sink application
- 1.5 gpm flow rate
- 1/2" IPS connection



FINISH	STOCK NO	EACH
Chrome	DEP131LF	53.85



P136LF-M

CORE Single-Handle Lever

- Metal pop-up
- 4" Centerset
- 3-hole sink application
- 1.5 gpm flow rate
- 1/2" IPS connection



FINISH	STOCK NO	EACH
Chrome	DEP136LFM	73.39

PEERLESS

Tub & Shower Fittings



PTT188763

CHOICE Shower Only Trim

- Touch-Clean® full spray showerhead
- Fits Delta R10000 Universal Valves
- Includes Delta 13-Series PB cartridge
- 1.5 gpm flow rate from showerhead

R10000 Valves Sold Separately (see page 316)



FINISH	STOCK NO	EACH
Chrome	DEPTT188763	78.08



PTT188773

CHOICE Tub & Shower Trim

- Touch-Clean® full spray showerhead
- Fits Delta R10000 Universal Valves
- Includes Delta 13-Series PB cartridge
- 1.5 gpm flow rate from showerhead
- Slip-on tub spout

R10000 Valves Sold Separately (see page 316)



FINISH	STOCK NO	EACH
Chrome	DEPTT188773	91.69



R10000 Universal Valves
Page 316

Two-Handle Laundry Faucet



P299232

CHOICE Two-Handle Laundry

- 4" centerset
- 3-hole sink application
- Threaded spout end
- 1/2" IPS connection



FINISH	STOCK NO	EACH
Chrome	DEP299232	56.03

Reserved

Grohe Tub and Shower Fittings ⁽⁴⁹⁾

grohe.us

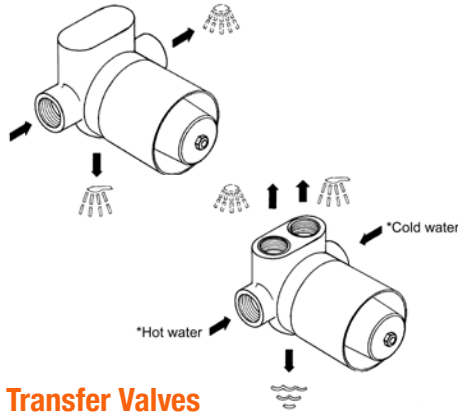
Roman Tub Fillers



Eurocube

- 8¹²/₁₆" Spout Reach
- 1/2" Ceramic Cartridges
- GROHE SilkMove Ceramic Cartridge

FINISH	STOCK NO	EACH
Chrome	GR117982	593.85



Transfer Valves

SIZE	STOCK NO	EACH
3-Port Diverter/Transfer Valve		
1/2" NPT Female	GR29712000	213.44
5-Port Diverter/Transfer Valve		
1/2" NPT Female	GR29714000	220.97



Pressure Balance Valve

Tub & Shower Valve with push-button diverter

DESCRIPTION	STOCK NO	EACH
Tub & Shower	GR35016000	185.29



GroheFlex Universal Pressure Balance Valve

Pressure Balance and Thermostatic Rough-In

DESCRIPTION	STOCK NO	EACH
Universal	GR35026000	130.57



Volume Control Rough-In Valve

NPT Connections.

SIZE	STOCK NO	EACH
1/2"	GR29273000	66.54



Wall Union

1/2" NPT Connections.

FINISH	STOCK NO	EACH
Chrome	GR28627000	71.56
Brushed Nickel	GR28627EN0	95.42

Grohe Lavatory Fittings ⁽⁴⁹⁾

grohe.us



Concetto

Centerset Lavatory

- 7⁹/₁₆" Faucet Height
- 3¹⁵/₁₆" Swivel Spout Reach
- GROHE SilkMove Ceramic Cartridge
- Single Lever Handle
- Stainless Steel Braided Flexible Supplies

FINISH	STOCK NO	EACH
Chrome	GR3427000A	163.96

Escutcheon Plates

Euro 6" Escutcheon Plate



FINISH	STOCK NO	EACH
Chrome	GR07551000	21.33

Escutcheon Plates

Euro 10" Escutcheon Plate



FINISH	STOCK NO	EACH
Chrome	GR07552000	35.32
Real Steel	GR07552SD0	43.31

Replacement Cartridges ⁽²¹⁾

Pressure Balanced

Cartridges

FOR USE WITH	STOCK NO	EACH
35 015/016	GR47678000	129.86
35 250	GR47157000	111.97

Pressure Balanced

Check Inserts

FOR USE WITH	STOCK NO	EACH
35 015/016	GR47687000	55.08
35 250	GR47158000	60.75



Reserved

Reserved

Reserved



Chateau Faucet

One-handle Kitchen

- 8½" Spout Height 9⅞" Length
- Three hole application
- Mounts on Sink or Countertop
- ¾" Compression connection
- Limited Lifetime Warranty

FINISH	STOCK NO	EACH
Chrome	MO67425	130.23



Chateau Faucet

One-handle Kitchen with side spray

- 8½" Spout Height 9⅞" Length
- Four hole application
- Mounts on Sink or Countertop
- ¾" Compression connection
- Limited Lifetime Warranty

FINISH	STOCK NO	EACH
Chrome	MO67430	163.73
Spot Resist™		
Stainless	MO7430SRS	209.00



Chateau Faucet

One-handle Kitchen with side spray in deck

- 8½" Spout Height 9⅞" Length
- Three hole application
- Mounts on Sink or Countertop
- ¾" Compression connection
- Limited Lifetime Warranty

FINISH	STOCK NO	EACH
Chrome	MO67434	163.73



Sleek Faucet

One-handle Kitchen with pulldown hose

- 15.96" Spout Height 7.63" Reach
- Reflex™ pulldown system offers smoother operation, easy movement and secure docking
- PowerBoost™ Spray Technology
- Duralock™ quick connect installation
- Metal construction with various finishes identified by suffix
- Pulldown spray with 68" braided hose
- High arc spout provides height and reach to fill or clean large pots while pullout wand provides the maneuverability for cleaning or rinsing
- 360° rotating spout
- Flexible supply lines with 3/8" compression
- limited lifetime warranty

FINISH	STOCK NO	EACH
Chrome	MO7864	314.70
Spot Resist™		
Stainless	MO7864SRS	393.36



Align Spring Pulldown Faucet

One-handle Kitchen

- 22½" Spout Height 10" Length
- Power Clean™ spray technology
- Pulldown hose retracts with ease
- Duralock™ quick connect system
- One or three hole application
- Mounts on Sink or Countertop
- ¾" Compression connection
- Limited Lifetime Warranty

Optional Deckplate Sold Separately

FINISH	STOCK NO	EACH
Chrome	MO5923	485.75
Matte Black	MO5923BL	631.47
Spot Resist™		
Stainless	MO5923SRS	607.16



Align High Arc Pulldown Faucet

One-handle Kitchen

- 15⅞" Spout Height 7⅞" Length
- Power Clean™ spray technology
- Pulldown hose retracts with ease
- Reflex system for smooth operation, easy movement and secure docking of the spray head
- Duralock™ quick connect system
- One or three hole application
- Mounts on Sink or Countertop
- ¾" Compression connection
- Limited Lifetime Warranty

Optional Deckplate Sold Separately

FINISH	STOCK NO	EACH
Chrome	MO7565	430.16
Matte Black	MO7565BL	559.19
Spot Resist™		
Stainless	MO7565SRS	537.66



Sleek Faucet with MotionSense Wave

One-handle Kitchen with pulldown hose

- 15⅞" Spout Height 7⅞" Length
- Single sensor touchless activation
- Power Clean™ spray technology
- Pulldown hose retracts with ease
- Reflex system for smooth operation, easy movement and secure docking of the spray head
- Duralock™ quick connect system
- One or three hole application, deckplate included
- Mounts on Sink or Countertop
- ¾" Compression connection
- Limited Lifetime Warranty

FINISH	STOCK NO	EACH
Spot Resist™		
Stainless	MO7864EWSRS	542.87



Air Gaps

- Limited Lifetime Warranty

FINISH	STOCK NO	EACH
Chrome	MO105895	33.47
Matte Black	MO105895BL	45.84
Oil Rubbed Bronze	MO105895ORB	48.29
Spot Resist Stainless	MO105895SRS	46.21

Transitional Soap Dispenser

- Top lifts off for easy refill
- 18 ounce refillable bottle
- Limited Lifetime Warranty



FINISH	STOCK NO	EACH
Chrome	MOS3946C	156.11
Matte Black	MOS3946BL	202.93
Oil Rubbed Bronze	MOS3946ORB	218.53
Spot Resist Stainless	MOS3946SRS	195.12



Buy it for looks. Buy it for life.®

Moen Lavatory Fittings ⁽¹⁶⁾

moen.com



Glyde Faucet

Two-handle Lavatory

- 5⁷/₁₆" Faucet Height
- 4" Centerset - Three hole application
- Meets EPA WaterSense® criteria
- 1/2" IPS connection
- Limited Lifetime Warranty



FINISH	STOCK NO	EACH
Chrome	MO66172	149.29



Eva Faucet

Two-handle Lavatory

- 6³/₁₆" Faucet Height
- 4" Centerset - Three hole application
- Meets EPA WaterSense® criteria
- 1/2" IPS connection
- Limited Lifetime Warranty



FINISH	STOCK NO	EACH
Chrome	MO66410	149.29
Brushed Nickel	MO6410BN	223.56
Oil Rub Bronze	MO6410ORB	240.14



Brantford Faucet

Two-handle Lavatory

- 5" Faucet Height
- 4" Centerset - Three hole application
- Meets EPA WaterSense® criteria
- 1/2" IPS connection
- Limited Lifetime Warranty



FINISH	STOCK NO	EACH
Chrome	MO66610	149.29



Dartmoor Faucet

Two-handle Lavatory

- 6¹/₁₆" Faucet Height
- 4" Centerset - Three hole application
- Meets EPA WaterSense® criteria
- 1/2" IPS connection
- Limited Lifetime Warranty



FINISH	STOCK NO	EACH
Chrome	MO66802	149.29



Buy it for looks. Buy it for life.®



Genta Faucet

One-handle Lavatory

- 7¹³/₃₂" Height (8¹⁵/₃₂" handle up)
- One or Three hole application, deckplate included
- Meets EPA WaterSense® criteria
- 3/8" Compression connection
- Limited Lifetime Warranty



FINISH	STOCK NO	EACH
Chrome	MO6702	166.35



Vichy Faucet

One-handle Lavatory

- 6²⁷/₃₂" Height (8¹/₁₆" handle up)
- One hole application
- Meets EPA WaterSense® criteria
- 3/8" Compression connection
- Limited Lifetime Warranty



FINISH	STOCK NO	EACH
Chrome	MO6710	210.05



Chateau Faucet

One-handle Lavatory

- Chrome 5³/₄" Height off position
- 4" Centerset - Three hole application
- Meets EPA WaterSense® criteria
- 1/2" IPS connection
- Limited Lifetime Warranty



DESCRIPTION	STOCK NO	EACH
50/50 Waste Assembly	MOL64621	142.76
Metal Waste Assembly	MOL64620	151.50



(21)

Moen Replacement Cartridges

DESCRIPTION	STOCK NO	EACH
Single-Handle Brass	MO1200	56.39
Single-Handle Posi-Temp	MO1222	94.13
Two-Handle Hot/Cold	MO1224	18.50
Single-Handle Duralast	MO1225	35.55
Single-Handle Duralast	MO1255	36.41
Two-Handle Duralast	MO1234	17.91

(21)

Moen Cartridge Puller

For MO1200, MO1222 & MO1225 Single-Handles

STOCK NO	EACH
MO104421	60.18



Belfield Faucet

Two-handle Lavatory

- 6⁹/₁₆" Faucet Height
- 4¹³/₁₆" Spout Reach
- 4" Centerset - Three hole application
- Meets EPA WaterSense® criteria
- 1/2" IPS connection
- Limited Lifetime Warranty



FINISH	STOCK NO	EACH
Chrome	MO6401	278.81
Brushed Nickel	MO6401BN	362.45
Oil Rub Bronze	MO6401ORB	390.32



Belfield Faucet

One-handle Lavatory

- 9¹/₂" Faucet Height
- 5¹/₂" Spout Reach
- One or three hole application, deckplate included
- Meets EPA WaterSense® criteria
- 3/8" Compression connection
- Limited Lifetime Warranty



FINISH	STOCK NO	EACH
Chrome	MO6402	268.79
Brushed Nickel	MO6402BN	349.40
Oil Rub Bronze	MO6402ORB	376.29



Voss Faucet

Two-handle Lavatory

- 6⁹/₁₆" Faucet Height
- 5³/₈" Spout Reach
- 4" Centerset - Three hole application
- Meets EPA WaterSense® criteria
- 1/2" IPS connection
- Limited Lifetime Warranty



FINISH	STOCK NO	EACH
Chrome	MO6901	260.17
Brushed Nickel	MO6901BN	344.37
Oil Rub Bronze	MO6901ORB	369.88



Voss Faucet

One-handle Lavatory

- 7¹/₁₆" Faucet Height
- 4¹/₁₆" Spout Reach
- One or three hole application, deckplate included
- Meets EPA WaterSense® criteria
- 3/8" Compression connection
- Limited Lifetime Warranty



FINISH	STOCK NO	EACH
Chrome	MO6903	261.78
Brushed Nickel	MO6903BN	346.47
Oil Rub Bronze	MO6903ORB	372.13

Moen Tub and Shower Fittings ⁽¹⁶⁾

moen.com



Voss Tub/Shower

Standard - One function

- Lever style handle
- 4¹/₁₆" diameter spray head
- 7³/₄" tub spout length
- Posi-Temp control valve sold separately
- Slip fit tub spout
- Limited Lifetime Warranty

FINISH	STOCK NO	EACH
Tub & Shower		
Chrome	MOT2693	207.84
Brushed Nickel	MOT2693BN	377.61
Oil Rubbed Bronze	MOT2693ORB	415.57
Shower Only		
Chrome	MOT2692	163.32
Brushed Nickel	MOT2692BN	297.07
Oil Rubbed Bronze	MOT2692ORB	326.74



Eva Tub/Shower

Standard - One function

- Lever style handle
- 3³/₈" diameter spray head
- 7" tub spout length
- Posi-Temp control valve sold separately
- Slip fit tub spout
- Limited Lifetime Warranty

FINISH	STOCK NO	EACH
Tub & Shower		
Chrome	MOT2133	103.90
Brushed Nickel	MOT2133BN	202.70
Oil Rubbed Bronze	MOT2133ORB	222.99
Shower Only		
Chrome	MOT2132	71.42
Brushed Nickel	MOT2132BN	153.68
Oil Rubbed Bronze	MOT2132ORB	168.98



Belfield Tub/Shower

Standard - One function

- Lever style handle
- 7" diameter spray head
- 7³/₄" tub spout length
- Posi-Temp control valve sold separately
- Slip fit tub spout
- Limited Lifetime Warranty

FINISH	STOCK NO	EACH
Tub & Shower		
Chrome	MOT2313	208.51
Brushed Nickel	MOT2313BN	379.07
Oil Rubbed Bronze	MOT2313ORB	417.22
Shower Only		
Chrome	MOT2312	163.99
Brushed Nickel	MOT2312BN	298.27
Oil Rubbed Bronze	MOT2312ORB	327.94



Glyde Tub/Shower

Standard - One function

- Lever style handle
- 3³/₄" diameter spray head
- 7" tub spout length
- Posi-Temp control valve sold separately
- Slip fit tub spout
- Limited Lifetime Warranty

TRIM	FINISH	STOCK NO	EACH
Tub/Shower	Chrome	MOT2743	103.90
Shower Only	Chrome	MOT2742	71.42



Eva Tub/Shower

Rainshower - One function

- Lever style handle
- 8" diameter spray head
- 7" tub spout length
- Posi-Temp control valve sold separately
- Slip fit tub spout
- Meets EPA WaterSense® criteria
- Limited Lifetime Warranty

TRIM	FINISH	STOCK NO	EACH
Tub/Shower	Chrome	MOT2233EP	142.99
Shower Only	Chrome	MOT2232EP	111.14



Brantford Tub/Shower

Standard - One function

- Lever style handle
- 3³/₈" diameter spray head
- 6¹/₂" tub spout length
- Posi-Temp control valve sold separately
- Slip fit tub spout
- Limited Lifetime Warranty

TRIM	FINISH	STOCK NO	EACH
Tub/Shower	Chrome	MOT2153	103.90
Shower Only	Chrome	MOT2152	71.42



Glyde Tub/Shower

Rainshower - One function

- Lever style handle
- 8" diameter spray head
- 7" tub spout length
- Posi-Temp control valve sold separately
- Slip fit tub spout
- Meets EPA WaterSense® criteria
- Limited Lifetime Warranty

TRIM	FINISH	STOCK NO	EACH
Tub/Shower	Chrome	MOT2843EP	142.99
Shower Only	Chrome	MOT2842EP	111.14



Vichy Tub/Shower

Eco-performance - One function

- Lever style handle
- 3³/₄" diameter spray head
- 6" tub spout length
- Posi-Temp control valve sold separately
- Slip fit tub spout
- Meets EPA WaterSense® criteria
- Limited Lifetime Warranty

TRIM	FINISH	STOCK NO	EACH
Tub/Shower	Chrome	MOT2663EP	87.32
Shower Only	Chrome	MOT2662EP	57.95



Brantford Tub/Shower

Rainshower - One function

- Lever style handle
- 8" diameter spray head
- 6¹/₂" tub spout length
- Posi-Temp control valve sold separately
- Slip fit tub spout
- Meets EPA WaterSense® criteria
- Limited Lifetime Warranty

TRIM	FINISH	STOCK NO	EACH
Tub/Shower	Chrome	MOT2253EP	142.99
Shower Only	Chrome	MOT2252EP	111.14



Moen Tub and Shower Fittings ⁽¹⁶⁾

moen.com



Genta Tub/Shower

Eco-performance - Three function

- Lever style handle
- 3 3/4" diameter spray head
- 7" tub spout length
- Posi-Temp control valve sold separately
- Slip fit tub spout
- Meets EPA WaterSense® criteria
- Limited Lifetime Warranty

TRIM	FINISH	STOCK NO	EACH
Tub/Shower	Chrome	MOT2473EP	83.65
Shower Only	Chrome	MOT2472EP	55.59



Dartmoor Tub/Shower

Standard - One function

- Lever style handle
- 4" diameter spray head
- 7" tub spout length
- Posi-Temp control valve sold separately
- Slip fit tub spout
- Limited Lifetime Warranty

TRIM	FINISH	STOCK NO	EACH
Tub/Shower	Chrome	MOT2183	103.90
Shower Only	Chrome	MOT2182	71.42

Eco-performance - One function

- Meets EPA WaterSense® criteria

TRIM	FINISH	STOCK NO	EACH
Tub/Shower	Chrome	MOT2183EP	89.23
Shower Only	Chrome	MOT2182EP	59.23



Chateau Tub/Shower

Standard - One function

- Lever style handle
- 2 1/2" diameter spray head
- 5 1/2" tub spout length
- Posi-Temp control valve sold separately
- Slip fit tub spout
- Limited Lifetime Warranty

TRIM	FINISH	STOCK NO	EACH
Tub/Shower	Chrome	MOTL183	60.95
Shower Only	Chrome	MOTL182	37.55

Eco-performance - One function

- Meets EPA WaterSense® criteria

TRIM	FINISH	STOCK NO	EACH
Tub/Shower	Chrome	MOTL183EP	60.95
Shower Only	Chrome	MOTL182EP	37.55

Moen Valves

Posi-Temp Pressure-Balancing Valve



- Built on the Moen M-PACT common valve system, allowing you to update the faucet style without replacing any plumbing
- Connection: 1/2" CPVC with four ports
- Valve meets ASSE performance requirements

CONSTRUCTION	STOCK NO	EACH
Brass	MO62340	123.22



Widespread Lav Rough-in Valve

- Duralock quick connect system
- Connection: 1/2" IPS
- Includes pop-up waste assembly

For 3-hole faucets with 8" - 16" Centers

CONSTRUCTION	STOCK NO	EACH
Brass	MO9000	124.08

Eco-Performance Handshower

- 5 1/2" diameter spray head
- 6 Function: rinse, invigorating spray, wide coverage, downpour, massage, and relaxing massage
- 59" Hose Length
- Magnetix docking system
- Meets EPA WaterSense® criteria
- Limited Lifetime Warranty



FINISH	STOCK NO	EACH
Handshower		
Chrome	MO3662EP	171.68
Brushed Nickel	MO3662EPBN	232.75
Oil Rubbed Bronze	MO3662EPORB	292.84



Posi-Temp Pressure-Balancing Valve

- Built on the Moen M-PACT common valve system, allowing you to update the faucet style without replacing any plumbing
- Connection: 1/2" CC with four ports
- Valve meets ASSE performance requirements

CONSTRUCTION	STOCK NO	EACH
Brass	MO62320	111.07



Posi-Temp Pressure-Balancing Valve with 1/4 Turn Stops

- Built on the Moen M-PACT common valve system, allowing you to update the faucet style without replacing any plumbing
- Connection: 1/2" CC with four ports
- Valve meets ASSE performance requirements

CONSTRUCTION	STOCK NO	EACH
Brass	MO62370	135.03



Posi-Temp Pressure-Balancing Valve

- Built on the Moen M-PACT common valve system, allowing you to update the faucet style without replacing any plumbing
- Connection: 1/2" crimp ring PEX with four ports
- Valve meets ASSE performance requirements

CONSTRUCTION	STOCK NO	EACH
Brass No Stops	MO62380	111.07
Brass 1/4 Turn Stops	MO62360	135.03



Posi-Temp Pressure-Balancing Valve with F1960 Cold Expansion Pex

- Built on the Moen M-PACT common valve system, allowing you to update the faucet style without replacing any plumbing
- Connection: 1/2" cold exp. PEX with four ports
- Valve meets ASSE performance requirements

CONSTRUCTION	STOCK NO	EACH
Brass No Stops	MO62365	111.07
Brass 1/4 Turn Stops	MO62385	135.03



Braxton Utility Shower

Chrome plated brass body. 1/2" union inlets are combination threaded or sweat connection. 24" galvanized riser, shower head and soap dish. Valve is reversible for top inlet.

STOCK NO	EACH
US.....	79.24



Braxton Claw foot tub Faucet

Cast brass with deluxe chrome plating. Renewable seats. 3 3/8" centers.

STOCK NO	EACH
Regular	
LTF.....	53.45
with Code Approved Spout	
LTFCS.....	57.37

**For Bath Faucet Coupling
see page 411**

Drinking Water Faucet




Drinking Water Faucet

Bar and sink faucet with plastic handle; press down for easy flow, lift for continuous flow. 1/2" minimum, 1 1/8" maximum hole required.

STOCK NO	EACH
DWF.....	37.70

44 Series Laundry Faucet

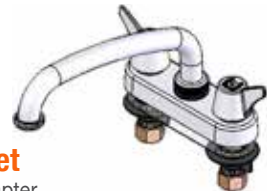
- Cast brass body
- 8" tube spout
- Threaded legs included



STOCK NO	EACH
C-N-I Fitz-All Union Supplies 1/2" NPT	
UB44.....	79.94
1/2" Female Direct Sweat	
UB44DS.....	68.54

47 Series Shell Type Laundry Faucet

- Garden hose adapter
- 8" tube spout
- Metal handles
- 4" centers
- Washer-type
- Renew valves and seats



STOCK NO	EACH
UB47.....	77.06

Chicago Faucet Lavatory Fittings ⁽⁴⁹⁾

chicagofaucets.com

No. 802V

- 4" centers
- 4" spout
- 390 handles
- E12VP aerator



STOCK NO	EACH
CF802VABCP.....	239.19

No. 802A-665

- 4" centers
- Self-closing metering
- 4" spout
- 665 MVP metering valve and handle
- E12 aerator
- Color coded index



STOCK NO	EACH
CF802665ABCP.....	167.38

No. 404V

- 8" centers
- 5" spout
- 390 handles
- E12VP aerator



STOCK NO	EACH
CF404VABCP.....	463.30

No. 420

- 4" centers
- 4 5/8" spout
- Metal lever handle
- 1.5 GPM
- LESS pop-up.



STOCK NO	EACH
CF420ABCP.....	94.09

No. 2200-4

- Single lavatory fitting
- Soft closing valve
- Adjustable limit stop
- Integral flow control
- 3/8" copper tube
- E12 aerator



STOCK NO	EACH
CF22004ABCP.....	511.33

No. 333-665PSH

- Single lavatory fitting
- Self-closing metering
- 665 MVP metering valve and handle
- E12 aerator



STOCK NO	EACH
CF333665PSHABCP.....	98.89

Hands-Free Infrared Detection

EQ Curved Series

- Concealed Mechanical Mixing Valve
- Hands-Free Infrared Detection
- Single hole Lavatory
- Powered by 4 "AA" Alkaline Batteries (Included)



FINISH	STOCK NO	EACH
Concealed Mechanical Mixing Valve		
Chrome	CFEQA11A12ABCP	697.12
Concealed Thermostatic Mixing Valve		
Chrome	CFEQA11A13ABCP	381.81

Cover Plate

For EQ Curved Series

SIZE	STOCK NO	EACH
4"	CFEQA12KJKCP	39.80
8"	CFEQA13KJKCP	69.61



No. 327A

Non-removable strainer



TAILPIECE LENGTH	STOCK NO	EACH
1/4"	CF327XCP	16.69
1/2"	CF327X112TPCP	105.91

Chicago Faucet Sink Fittings ⁽⁴⁹⁾

chicagofaucets.com

No 1102

- 8" centers
- L8 8" spout
- 1000 handles
- E3 aerator
- Hose and spray



STOCK NO	EACH
CF1102ABCP	480.67

No 1100

- 8" centers
- L8 8" spout
- 1000 handles
- E3 aerator



STOCK NO	EACH
CF1100ABCP	395.56

No 201A

- 8" centers
- L9 9½" spout
- 369 handles
- E3 aerator
- Low profile spout base



STOCK NO	EACH
CF201AABCP	336.72

2301-8ABCP Single Lever Hot and Cold Water Mixing Sink Faucet with Side Spray

- 8" Fixed Centers
- 10" Ctr to Ctr Integral Cast Brass Swing Spout
- E12AB - 2.2 GPM Aerator
- 2300-225 - 4½" Lever Handles
- 2300-XAB - Ceramic Volume Control and Hot Water Limit Stop Cartridge
- ¾" Comp. Flexible Stainless Steel Supply Hoses
- Chrome Plate Finish



STOCK NO	EACH
CF23018ABCP	743.75

No 445

- H supply arms
- Adjustable centers: 4" to 8¾"
- 369 handles
- E3 aerator



STOCK NO	EACH
S6 6" Spout	
CF445ABCP	388.02
Less Spout	
CF445LESAB	323.77
L8 8" Spout	
CF445L8ABCP	450.08

No 540

- G supply arms
- Adjustable centers: 7¼" to 8¾"
- 369 handles
- E3 aerator



STOCK NO	EACH
S6 6" Spout with Soap Dish	
CF540ABCP	465.28
S6 6" Spout LESS Soap Dish	
CF540LDABCP	380.21
LESS Spout with Soap Dish	
CF540LDLESAB	308.95

No 886

"Quaturn" Exposed Sink Faucet

- H supply arms
- Adjustable centers 4" to 8¾"
- L5VB 5¾" vacuum breaker swing spout
- 369 handles
- ¾" hose thread outlet



STOCK NO	EACH
CF886CP	589.72

Chicago Faucet Laundry Tray Fittings ⁽⁴⁹⁾

No 332

- Single inlet
- S6 6" spout
- 369 handle (indexed cold)
- E3 aerator
- 1/2" flanged female inlet shank



STOCK NO	EACH
CF332ABCP	258.74

No 686RCF

- Laundry tray faucet
- Supplies from above
- Clamp attachment to sink
- S6 6" spout
- E2 hose thread outlet
- 1/2" female inlets on 3 3/8" centers



FINISH	STOCK NO	EACH
Rough chrome	CF686RCF	330.56

No 772

- S6 6" spout
- 369 handles
- E3 aerator
- Body inlets on 3 3/8" centers
- W flanged female inlet shanks



FINISH	STOCK NO	EACH
Polished Chrome	CF772ABCP	358.42

(18)

20.600 Faucet Block

Molded faucet block for overhead supplies.

STOCK NO	EACH
MU20600	4.56



Chicago Faucet Pantry Fittings ⁽⁴⁹⁾

chicagofaucets.com

No 350

- Single hole inlet
- GN2A 5 3/8" spout
- 369 handle (indexed cold)
- E3 aerator



STOCK NO	EACH
CF350ABCP	242.97

No 895

- 4" centers
- GN1A 3 1/2" spout
- 369 handles
- E3 aerator



STOCK NO	EACH
CF895ABCP	293.45
Less Spout CF895LESAB	233.26

No 891

- 4" Centers
- S6 6" spout
- 369 handles
- E3 aerator



STOCK NO	EACH
CF891ABCP	307.12

No 50-E3

- Single hole inlet
- GN2A 5 3/8" spout
- 369 handles
- E3 aerator



STOCK NO	EACH
CF50ABCP	341.82

Chicago Faucet Service Sink Fittings ⁽⁴⁹⁾

No 305-RCF

- Short Spout
- 3/4" hose thread outlet
- H supply arms
- Inlets adjustable from 4" to 8 3/8" centers
- 369 handles



FINISH	STOCK NO	EACH
Rough Chrome	CF305RCF	272.41

No 305-R-RCF

Same as 305 but with R integral stop arms

FINISH	STOCK NO	EACH
Rough brass	CF305RRCF	264.27

No 305-VB-RCF

Same as 305 but has spout with vacuum breaker

FINISH	STOCK NO	EACH
Rough chrome	CF305VBRCF	340.63



No 897

- Solid, cast brass valve body
- Integral supply stops
- Vacuum breaker spout
- Cast pail hook
- Wall support w/flange
- 3/4" hose thread outlet
- Inlets 8" to center
- 369 handles



FINISH	STOCK NO	EACH
Polished Chrome	CF897MPCP	137.95
Rough Chrome	CF897MPRCF	111.99
With Check Stop Polish Chrome	CF897MPCCP	146.65

No 835

- Vacuum breaker spout
- 3/4" hose thread outlet
- Pail hook with wall support
- Exposed valve for supplies from ceiling
- 633 handles
- Inlets on 6" centers with 1/2" female unions



FINISH	STOCK NO	EACH
Polished Chrome	CF835CP	687.44
Rough Chrome	CF835RCF	602.52



No 733-665-PSH

Wall Mounted Straight Urinal Valve with Riser

- Straight valve
- 665 - MVP metering valve and handle
- MVP metering cartridge

STOCK NO	EACH
CF733665PSHCP	240.10

Wash Down Urinal Flush Valves

Polished C.P. • No 732-665/732-VB-665

- Adjustable MVP slow closing push-button
- Angle valve with loose wall flange
- 3/4" O.D. 8" long tailpiece
- Urinal flange, spud nut and friction ring assembly
- 1/2" I.P.S. female inlet

STOCK NO	EACH
CF732665PSHCP	229.80
CF732VB665PSHCP	295.05



No 442

- 1/2" female inlet and outlet angle valve
- 633 cross handle

FINISH	STOCK NO	EACH
Chrome	CF442ABCP	88.87



No 45

- 1/2" female inlet and outlet
- Straight valve
- 633 cross handle

FINISH	STOCK NO	EACH
Chrome	CF45ABCP	106.18

Chicago Faucet Food Service Fittings ⁽⁴⁹⁾

chicagofaucets.com

No 349

- Single hole inlet
- S6 6" spout
- 369 handle (indexed cold)
- E3 aerator

STOCK NO	EACH
CF349ABCP	250.10



No 51

- Single hole inlet
- S6 6" spout
- 369 handles
- E3 aerator

STOCK NO	EACH
CF51ABCP	358.42



No 613-A

- Adapta faucet
- Can be added to pre-rinse
- Eliminates separate faucet installation
- 3/8" top outlet
- L9 9 1/2" spout with E1 outlet

STOCK NO	EACH
CF613AABCP	252.10



No 919L

- Deck mounted pre-rinse
- 1/2" female inlets with 1/4" check tailpieces
- 3/8" x 23" riser
- Riser support bracket
- 36" S/S flexible hose
- 80 spray head
- 369 handles

STOCK NO	EACH
CF919XKCAB	765.79



No 919S

Riser, hose, spring and spray assembly (all parts above faucet body) from above No 919.

STOCK NO	EACH
CF919SLABCP	449.37

Replacement Hoses

- Flexible stainless steel hose
- 3/8" NPT male inlet

LENGTH	STOCK NO	EACH
36"	CF1919039KJKABNF	89.78
44"	CF8344ABNF	115.24



CF-83-44NF pictured

No 1366-NF

- Twist drain
- For 3 1/2" sink opening
- Slip nut for overflow outlet and blind cap for non-overflow outlet
- 2" NPT male outlet

STOCK NO	EACH
CF1366NF	189.87



No. 90-LAB

Water Conserving Pre-Rinse Spray Valve

- 1.42 GPM @ 60PSI
- Rubber Bound Spray Head
- Spring Cam Valve - 3/4" - 14 UNS Male Inlet

STOCK NO	EACH
CF90LABCP	107.88



No 510-GCL

- Wall mounted pre-rinse
- 1/2" female inlets
- GC integral check supply arms
- Adjustable centers: 7 1/4" to 23" riser
- Riser support bracket
- 36" S/S flexible hose
- 80 spray head
- 369 handles

STOCK NO	EACH
CF510GXKCAB	769.53



T&S Brass Parts & Accessories

(21)

T&S Brass 002712/711-40

Replacement spring check spindle assembly.

STEM	STOCK NO	EACH
Hot	STD1853	75.74
Cold	STD1854	75.74



(49)

T&S Brass B-0044-H

- Flexible stainless steel hose.
- Inner rubber tubing.
- 9/16" ID

LENGTH	STOCK NO	EACH
44"	B44SSFLHO	90.32



(49)

T&S Brass 053A

3/8" NPT male adapter.

FOR USE WITH CHICAGO FAUCETS

STOCK NO	EACH
TS053A	13.44



(49)

T&S Pre-Rinse Spray Valve No. B-0107

STOCK NO	EACH
B0107	101.99



(21)

Installation Kit

Two short elbows, nipples, lock nuts and washers. 1/2" NPT Female x Male

STOCK NO	EACH
B0230K	62.69



Chicago Faucet Bubbler ⁽⁴⁹⁾



No 748-665

- Self-closing
- Angle stream nozzle
- 1.6 GPM flow control in shank
- 665 push handle

STOCK NO	EACH
CF748665ABCP	376.01

Chicago Faucet Sill Faucets ⁽⁴⁹⁾

chicagofaucets.com

No 387-RCF

- Flanged 3/4" female inlet
- 3/4" hose thread on outlet
- Lock shield cap
- 293-6 removable tee handle



FINISH	STOCK NO	EACH
Rough Chrm Plate	CF387RCF	95.85

No 998-RCF

- Outside sill faucet2
- Vacuum breaker
- 3/4" hose thread outlet
- Lock shield cap
- 293-6 removable tee handle
- 3/4" flanged female inlet
- Drain plug



FINISH	STOCK NO	EACH
Rough Chrm Plate	CF998RCF	244.96

No 952

- Inside sill faucet
- Vacuum breaker
- 3/4" hose thread outlet
- Lock shield cap
- 293-6 removable tee handle
- 3/4" flanged female inlet



FINISH	STOCK NO	EACH
Polished Chrome	CF952CP	179.79

Chicago Faucet Vacuum Breakers ⁽⁴⁹⁾



Vacuum Breakers

For preventing back siphonage.

NO	SIZE	STOCK NO	EACH
892	1/2"	CF892ABCP	82.17
893	3/8"	CF893ABCP	91.61

(21a)

No 734-1 Tailpiece Adapter

Use with Chicago vacuum breakers to convert regular flush valves to VB type valves.



STOCK NO	EACH
CF734001JKCP	60.95

(21a)

Vacuum Breaker Repair Kits

DESCRIPTION	STOCK NO	EACH
Repair Kit	CF892402KJKABNF	46.82



Chicago Faucet Hospital Fittings ⁽⁴⁹⁾

chicagofaucets.com

No. 802-317

- 4" centers
- 4" spout
- 317 4" blade handles
- E12 aerator



STOCK NO	EACH
CF802317ABCP	124.86

No. 895-317

- 4" centers
- 3 1/2" spout
- 317 4" blade handles
- E3 aerator



STOCK NO	EACH
CF895317ABCP	134.24

No. 895-317GN2AE3ABCP

- 4" Centers
- 5 1/2" gooseneck spout
- 317 4" blade handles
- E3 aerator



STOCK NO	EACH
CF895317GN2AE3ABCP	140.74

No. 786-E3

- Concealed fitting
- 4" wrist blade handles
- 5 1/4" gooseneck spout
- Pressure compensating Softflo aerator
- Polished Chrome



STOCK NO	EACH
CF786E3ABCP	232.87

No. 786-E29

- 5 1/4" gooseneck spout
- 2.2 GPM Non-Aerating Outlet
- 4" Vandal Proof Wristblade Handle
- Ceramic 1/4 Turn Cartridge



Chrome Plate Finish

STOCK NO	EACH
CF786E29XKABCP	238.46

No. 786-GN2FCXK

- Concealed fitting
- Wrist blade handles.
- Rigid/swing plain end gooseneck spout
- Laminar flow control device in spout
- Ceramic disc operating cartridge



STOCK NO	EACH
CF786GN2FCXKABCP	235.81

No. 814

- 6" blade handles
- Integral stop arms
- 2" supply extensions
- Plain outlet
- Wall brace attaches to 1 1/2" O.D. flush pipe
- Adjustable centers 8" to 13"



STOCK NO	EACH
CF814CP	772.62

No. 815-VB

- 6" blade handles
- Integral stop arms
- 5" supply extensions
- Vacuum breaker spout
- 3/4" hose thread outlet
- Wall brace attaches to 1 1/2" O.D. flush pipe
- Adjustable centers 8" to 13"



STOCK NO	EACH
CF815VBBCP	880.90

No. 626-E3

- Deck mount
- GN2A 5 3/8" spout
- E3 aerator
- Spout base



STOCK NO	EACH
CF626E3ABCP	148.25

No. 625

- Double pedal valve
- Two 1/2" female back inlets
- One 3/8" female back outlet
- Mixing



STOCK NO	EACH
CF625ABCP	243.06

No. 625-LP

Same as 625 except with 8" long pedals
For mounting on base 5 1/2" above floor

STOCK NO	EACH
CF625LPABCP	419.87



No. 628

- Single pedal valve
- One 1/2" female back inlet
- One 1/2" female back outlet



STOCK NO	EACH
CF628ABCP	319.83

No. 834-EP

- Wall hung
- Double pedal valve
- Long pedals
- 1/2" angle stop inlets on 2 1/2" centers
- One 3/8" female outlet



STOCK NO	EACH
CF834EPABCP	841.22

No 928

- Single water connection
- 6" vacuum breaker spout
- 204 handles
- E7 serrated nozzle outlet

STOCK NO	EACH
CF928CP	248.83



No 929

- Combination sink fitting
- GN2B 5-3/8" spout
- 204 handles
- E7 serrated nozzle outlet

STOCK NO	EACH
CF929CP	319.92



No 969

- Deck mount
- For distilled water only
- GN2B 5 3/8" spout
- E7 serrated nozzle outlet
- Self-closing
- 1/2" flanged female inlet

STOCK NO	EACH
CF969CTF	374.29



No 909-AGV Laboratory Cock

- 125 PSI
- Air, Gas and Vacuum buttons
- 3/8" I.P.S. male inlet.

DESCRIPTION	STOCK NO	EACH
Ball Valve	CF909AGVCP	44.44



No 937

- Pressure to 125 psi
- For water
- 3/8" IPS male inlet
- E7 3/8" IPS male removable serrated nozzle outlet
- 204 cross handle

STOCK NO	EACH
CF937CP	112.89



No 986 Back Mount Flange

- 3/8" NPT male inlet shank - shipped loose
- 3/8" NPT female outlet

STOCK NO	EACH
CF986CP	36.24



Single Turret

No 980

- Single side outlet
- 3/8" I.P.S. female inlet and outlet

STOCK NO	EACH
CF980CP	35.56



Inlet Shanks ^(21a)

No 957-3K

- 3/8" x 4 3/4" long inlet shank

STOCK NO	EACH
CF957003	29.81



Special Spout Adapters ^(21a)

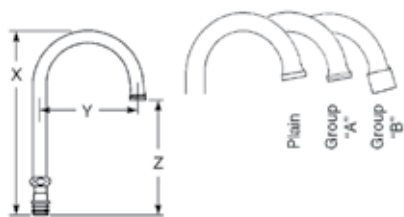
No 216 Index Buttons

FINISH	STOCK NO	EACH
Air	CF216278JKNF	7.72



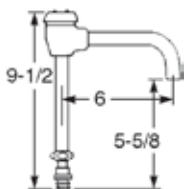
Chicago Faucet Spouts (49)

chicagofaucets.com



Model	X	Y	Z
GN1A-E3	8 1/4"	3 1/2"	5 7/8"
GN2A-E3	9 3/4"	5 5/8"	6 1/8"
GN2B	9 3/4"	5 5/8"	5 9/8"
GN2AH13-13	13"	5 5/8"	9 1/2"
GN2AH17-E3	17"	5 5/8"	12 1/8"
GNA-E3	11 1/4"	8"	6 1/8"

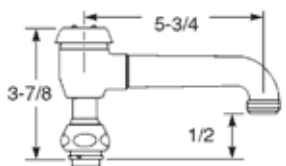
STOCK NO	EACH
CFGN1AE3JKABCP	78.67
CFGN2AE3JKABCP	91.97
CFGN2BJKABCP	81.42
CFGN2AH13E3JKABCP	144.97
CFGN2AH17E3JKABCP	156.50
CFGN8AE3JKABCP	111.79



No GN-2B-VB

Rigid/swing convertible gooseneck spout with vacuum breaker

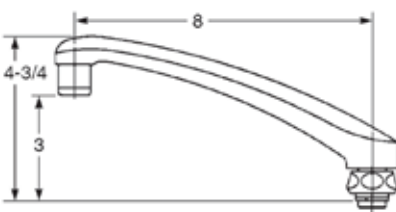
FINISH	STOCK NO	EACH
Polished Chrome	CFGN2BVBJKABCP	216.59



No L5-VB

Swinging spout with cast brass outlet spout member with integral 3/4" hose thread outlet

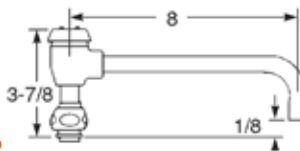
FINISH	STOCK NO	EACH
Chrome	CFL5VBJKCP	206.39



No L-8

8" swinging spout

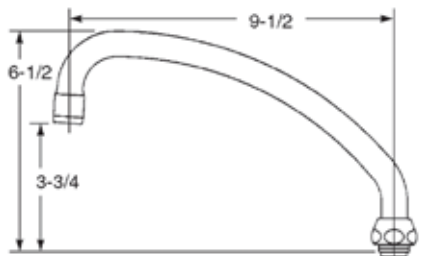
FINISH	STOCK NO	EACH
Polished Chrome	CFL8JKABCP	114.92



No L8B-VB

Swinging spout with vacuum breaker with 3/8" IPS female outlet.

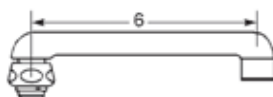
FINISH	STOCK NO	EACH
Polished Chrome	CFL8BVBJKABCP	222.39



No L9

9 1/2" swinging spout

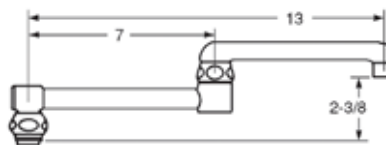
FINISH	STOCK NO	EACH
Polished Chrome	CFL9JKABCP	87.75



No S6

6" swinging spout

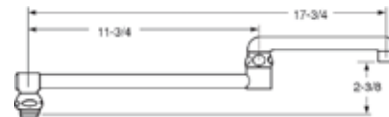
FINISH	STOCK NO	EACH
Polished Chrome	CFS6JKABCP	91.19



No DJ13

13" Double-jointed spout

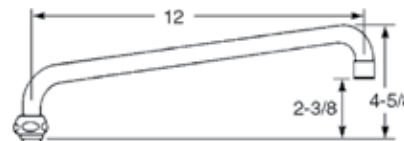
FINISH	STOCK NO	EACH
Polished Chrome	CFDJ13JKABCP	194.77



No DJ-18

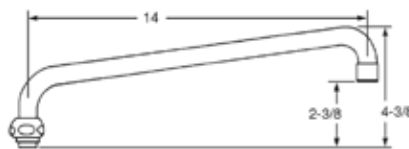
17 3/4" Double-jointed spout

FINISH	STOCK NO	EACH
Polished Chrome	CFDJ18JKABCP	207.13



No L12

FINISH	STOCK NO	EACH
Polished Chrome	CFL12JKABCP	87.75



No L15

FINISH	STOCK NO	EACH
Polished Chrome	CFL15JKABCP	122.01

(21a)

1-6 Packing for swing spouts

STOCK NO	EACH
CF1006JKABNF	4.36

(21a)

1-026 Split Ring for spout packing

STOCK NO	EACH
CF1026JKABRF	3.03

Group "A" Spout Ends to fit Group "A" Gooseneck Spouts

No E2

3/4" hose thread.



FINISH	STOCK NO	EACH
Rough Chrome	CFE2JKRCF	17.60

No E3

2.5 GPM Softflo aerator



STOCK NO	EACH
CFE3JKABCP	27.46

No E3VP

- Vandal resistant 2.5 GPM Softflo aerator
- Installed with spanner wrench provided
- Free turning once installed



STOCK NO	EACH
CFE3VPJKABCP	35.04

No K1

Special Adapter with 13/16" - 24 female inlet thread and 3/8" straight female outlet thread to convert Type "A" spout outlet take Group "B" spout ends.



STOCK NO	EACH
CFK1JKABCP	17.68

No K2

Special Adapter with 3/8" straight male inlet and male thread outlet to convert type "B" spout outlet to take Group "A" spout ends.



STOCK NO	EACH
CFK2JKABRCF	17.84

No K3

Special Adapter with 3/4" hose thread inlet for Group "A" spout ends on outlet. Permits adding No. E3 Softflo.



STOCK NO	EACH
CFK3JKABCP	29.39

No K4

Special Adapter to convert type "A" male thread to thread for most automatic dishwasher spout couplings.

STOCK NO	EACH
CFK4JKABCP	11.90

Group "B" Spout Ends to fit Group "B" Gooseneck Spouts

No E4

13/8" Rose spray with 3/8" straight NPSM male inlet and removable face plate.



STOCK NO	EACH
CFE4JKABCP	78.37

No E12

Softflo 2.5GPM aerator with 13/16" - 27 male thread. For use on wide spread and centerset lavatory faucets such as 802A.



STOCK NO	EACH
CFE12JKABCP	27.46

No E2805-05JK

1/2 GPM spray outlet delivers a constant flow regardless of pressure. Used with Chicago Faucet aerated male outlet fittings such as 786-E3. Vandal resistant.



STOCK NO	EACH
CFE28055JKABCP	59.07

No E7

10-serration laboratory hose nozzle with integral flow control device in inlet limiting flow to 3/4" GPM regardless of pressure.



STOCK NO	EACH
CFE7JKCP	34.22

Supply Connections

No G

3/8" offset with 1/2" NPT female inlet.



STOCK NO	EACH
CFGJKABCP	79.61

No H

2 1/2" offset with 1/2" NPT female inlet.



STOCK NO	EACH
CFHJKABCP	115.49

No HC

2 1/2" offset with 1/2" NPT female inlet and integral check.



STOCK NO	EACH
CFHCJKABCP	131.70

No R

2 1/2" offset with built-in shut-off stop and 1/2" NPT female inlet.



STOCK NO	EACH
CFRJKABCP	155.41

No 1-11

Washer for above

STOCK NO	EACH
CF1011JKABNF	1.20

Naiad Push Button Self-Closing



Push Button and Oscillating Handle

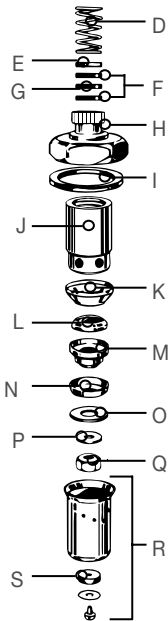
MODEL	DESCRIPTION	STOCK NO	EACH
333X-C	Cold Unit.....	CF333XCOLDJKABNF	120.10
333X-H	Hot Unit.....	CF333XHOTJKABNF	120.10
333X-SLO	With self-closing feature. CF333XSLOPJKABNF		132.32
625X	Pedal valve unit.....	CF625XJKABNF	123.58

Parts List

Those parts listed in the "Description" column below that are marked with an asterisk(*) are parts that are recommended for replacement when renewing these operating units. Other parts not so marked may require replacement depending on the amount of wear they have received and their condition when examined.

PARTS LIST

Description	NAIAD - Self Closing Operating Units Push Button and Oscillating Handles		Tip-Tap NAIAD Operating Units Adjustable Slow-Closing		Jiffy Repair Kit #849
	333X	625X	335X	409	
Stem	--	333.20	--	--	
D Spring			395-18		2
E Washer			319-12		--
F "O" Ring*			319-40		4
G Leather Washer*			319-35		2
H Cap	319-3	319-3	335-5	409-1	--
I Gasket*			1-43		2
J Sleeve			433-42		--
K Seat*			1-27		2
L Washer*			244-6		2
M Retainer			333-26		--
N Cup*			333-40		2
O Washer			333-39		--
P Washer			1-31		--
Q Nut			333-97		--
R Dash Pot	333-75	333-75	333-75K	333-75K	--
S Washer	--	--	333-27	333-27	--



Parts List

NO	DESCRIPTION	STOCK NO	EACH
395-18	Spring.....	CF395018JKNF	4.11
1-43	Gasket.....	CF1043JKABNF	1.23
1-27	Seat.....	CF1027JKABNF	2.55
1-31	Washer.....	CF1031JKABNF	1.20
333-97	Nut.....	CF333097JKABNF	2.88
333-73K	Dash Pot Assy. .	CF333073KJKABNF	27.00



No 849 Jiffy Repair Kit

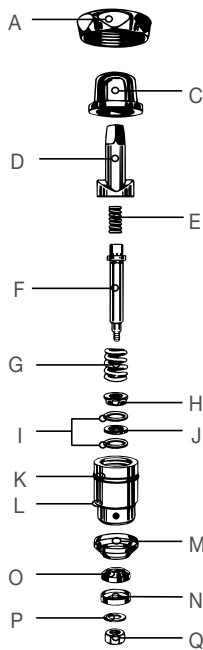
For contents see chart at left.

STOCK NO	EACH
CF849DAB.....	29.94

Klo- Self

Handle Type Self-Closing Operating Units

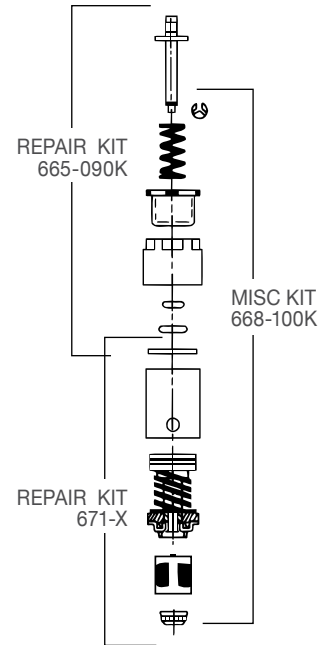
NO	STOCK NO	EACH
826X.....	CF826XJKABNF	132.53



Parts List

NO	DESCRIPTION	STOCK NO	EACH
1-27	Seal.....	CF1027JKABNF	2.55
1-31	Washer.....	CF1031JKABNF	1.20
333-97	Nut.....	CF333097JKABNF	2.88

MVP Metering Valve Cartridge and Actuator



No 665-090K Actuator Repair Kit

STOCK NO	EACH
CF665190KJKABNF	43.97

No 667X Lower Unit Kit

STOCK NO	EACH
CF671XJKABNF	72.72

No 668-100K Misc Kit

STOCK NO	EACH
CF668100KJKABNF	13.04

Operating Cartridge

Included in Retrofit Kits



MODEL NO	DESCRIPTION	STOCK NO	EACH
665RKP	Push	CF665RKPABCP	124.26

Hand Closing Units

Quaturn Operating Units

MODEL	DESCRIPTION	STOCK NO	EACH
Exposed Cap			
1-99XT	Right hand unit	CF1099XTBL12JKABNF	37.02
1-100XT	Left hand unit	CF1100XTBL12JKABNF	37.02
Above with Ceramic Disk			
1-99XKJK	Right hand unit	CF1099XKBL12JKABNF	42.12
1-100XKJK	Left hand unit	CF100XKBL12JKABNF	42.12
Concealed Cap			
1-377-XT-LH	Left hand unit	CF377XTLHBL12JKABNF	43.68
1-377-XT-RH	Right hand unit	CF377XTRHBL12JKABNF	43.68
377-XK-LHJK	Left hand unit	CF377XKLHBL12JKABNF	54.63
377-XK-RHJK	Right hand unit	CF377XKRHBL12JKABNF	54.63



Chicago Faucet Repair Kits are designed to provide a selection of replacement parts necessary to renew or maintain Chicago Faucet products.



Slow Compression Operating Units

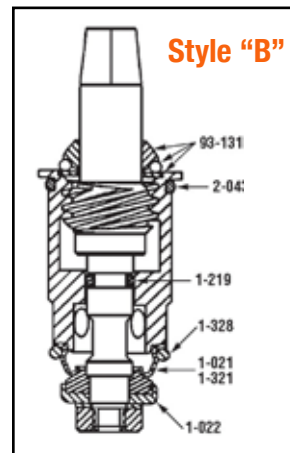
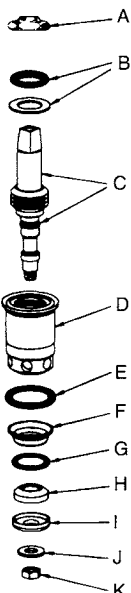
MODEL	DESCRIPTION	STOCK NO	EACH
Exposed Cap			
1217-XT-LH	Left hand unit	CF217XTLHJKABNF	38.22
Concealed Cap			
274-XT-LH	Left hand unit	CF274XTLHJKABNF	48.46
274-XT-RH	Right hand unit	CF274XTRHJKABNF	48.46

PARTS LIST								
Part	QUANTURN OPERATING UNITS				SLOW COMPRESSION UNITS			
	Exposed Cap		Concealed Cap		Exposed Cap		Concealed Cap	
Desc.	1-99-XT	1-100-XT	377-XT-LH	377-XT-RH	217-XT-LH	217-XT-RH	274-XT-LH	274-XT-RH
A Cap	1-214	1-214	274-004	274-004	1-214	1-214	274-004	274-004
B Packing								
Assembly*	93-131	93-131	93-131	93-131	93-131	93-131	93-131	93-131
C Stem	1-311K	1-310K	274-110K	274-111K	1-314K	1-315K	274-112K	274-115K
D Sleeve**	2-329	2-328	2-329	2-328	317-102	317-103	317-102	317-103
E O-Ring	2-043	2-043	2-043	2-043	2-043	2-043	2-043	2-043
F Seat*	1-327	1-327	1-327	1-327	1-327	1-327	1-327	1-327
G O-Ring	1-328	1-328	1-328	1-328	1-328	1-328	1-328	1-328
H Seat								
Washer	1-021	1-021	1-021	1-021	1-021	1-021	1-021	1-021
I Retainer	1-022	1-022	1-022	1-022	1-022	1-022	1-022	1-022
J Washer	1-031	1-031	1-031	1-031	1-031	1-031	1-031	1-031
K Nut	333-097	333-097	333-097	333-097	333-097	333-097	333-097	333-097

*These are parts recommended for replacement when renewing operating cartridges. Other parts may require replacement, depending on wear and condition when examined.
 **Cartridges can be identified as left or right hand by number of rings on sleeve. Quaturn--LH-2 rings, RH-1 ring. Slow Compression--LH-4 rings, RH-3 rings.
 1. Note that left hand cartridges re used on both hot and cold water sides when handle Nos. 633,643,500,950,2000 or 204 are used. Right and left cartridges are used when lever handles Nos. 369,370,1000,317,320 and 319 are used.
 2. Slow compression operating cartridges are used where finer adjustment of water temperature and volume is required.

Parts List

NO	DESCRIPTION	STOCK NO	EACH
1-214	Cap	CF1214JKCP	21.12
274-004	Cap	CF274004JKRBF	30.82
1-43	Gasket	CF1043JKABNF	1.23
93-131K	Packing Assy.	CF1119JKABNF	3.24
1-27	Seat	CF1027JKABNF	2.55
1-328JK	O-Ring	CF1328JKABNF	2.58
1-021	Washer	CF1021JKABNF	1.20
1-31	Washer	CF1031JKABNF	1.20
333-97	Nut	CF333097JKABNF	2.88



Repair Kit for Quaturn and Slow Compression

#1277	DESCRIPTION	PART NO
1Packing Set	93-131K
1O-Ring	2-043
1O-Ring	1-219
1O-Ring	1-328
1(Soft) Washer	1-021
1(Hard) Washer	1-321A
1Seat Retainer	1-022

Repair Kits

KIT NO	STOCK NO	EACH
273CF1273ABNF	646.96
1276CF1276ABNF	187.21
1277CF1277DAB	25.58

Chicago Faucet Handles ^(21a)

chicagofaucets.com



(49)

No 1000

2 7/8" diameter single wing metal handle

STOCK NO	EACH
CF1000PRJKCP	48.56



No 633

3" diameter 4-arm polished chrome cross handle

DESCRIPTION	STOCK NO	EACH
Red, blue & white index. . .	CF633JKCP	29.13



No 317

4" wrist blade handle-forged brass

DESCRIPTION	STOCK NO	EACH
Red, blue & white index. . .	CF317JKCP	59.95



No 369

2 3/8" Horizontal metal lever handle

DESCRIPTION	STOCK NO	EACH
Red, blue & white index. . .	CF369JKCP	23.03

No 420-10

Screw for 369 Handles

STOCK NO	EACH
CF420010JKRCF	2.27

**9602-PLR
Temptrol® II
Tub and Shower System**

Temptrol II Pressure-Balancing mixing valve with lever handle, built-in choke and adjustable stop screw to limit handle turn. Diverter spout and Clear-Flo shower head with arm and flange.

Description	STOCK NO	EACH
Tub/shower Trim LESS VALVE	SY9602PLR15TRM	46.54
Choose between the two following valves		
Valve only (4port) less stops	SY262BODY	80.45
Valve only (4port) with stops	SY262XBODY	94.75



**9601-PLR
Temptrol® II
Shower System**

Temptrol II Pressure-Balancing mixing valve with lever handle and adjustable stop screw to limit handle turn. Clear-Flo shower head with arm and flange.

Description	STOCK NO	EACH
Shower Trim LESS VALVE	SY9601PLR15TRM	41.76
Choose between the two following valves		
Valve only (4port) less stops	SY262BODY	80.45
Valve only (4port) with stops	SY262XBODY	94.75



**9600-PLR-300-B30-V
Temptrol® II
Shower System**

Temptrol II Pressure-Balancing mixing valve with lever handle, adjustable stop screw to limit handle turn. Wall/hand shower with in-line vacuum breaker, flexible 5' metal hose, wall connection and flange, 30" slide bar for hand shower mounting.

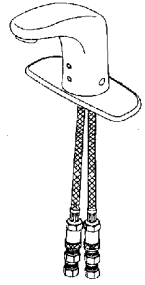
Description	STOCK NO	EACH
Hand Held Shower LESS VALVE	SYT300B30V	292.90
Valve Trim Only	SY9600PLRTRM	28.99
Choose between the two following valves		
Valve only (4port) less stops	SY262BODY	80.45
Valve only (4port) with stops	SY262XBODY	94.75



**S-6080 Series Ultra-Sense™
Lavatory Faucet**

Symmons Sensor Lavatory Faucet has long life lithium battery, 1.5GPM vandal-resistant aerator, ADA compliant, visual low battery indication, 3H, 3CC, less drain.

DESCRIPTION	STOCK NO	EACH
Lavatory faucet no drain	SYS6080	548.80



**S-20 Series
SYMMETRIX™
Lavatory Faucet**

Symmons Single Lever Lavatory Faucet with ceramic control components and handle limit stop. Aerator, 3/8" supplies, 4" centers, polished chrome finish.

DESCRIPTION	STOCK NO	EACH
Lavatory faucet no drain	SYS20	100.82



Mixing Valves ⁽¹⁸⁾

Watts Valves watts.com



Watts Undercounter Thermostatic Mixing Valve

Minimum supply pressure: 30psi
Hot inlet temperature: 120°F-180°F
Cold inlet temperature: 39°F-80°F
Minimum inlet temperature differential: 5°F
Temperature range: 80°F-120°F
Maximum pressure: 150psi
Minimum Flow: 0.25 gpm
ASSE 1070 & IAPMO cUPC

CONNECTORS	STOCK NO	EACH
3/8" Compression	LFUSGBM2	92.61

Powers Repair Parts ⁽²¹⁾ powerscontrols.com

MODEL	STOCK NO	EACH
Control Knob		
420-481	PO420481	90.00
Motor Upgrade Kit for Standard Models		
420-451	PO420451	688.74
Gasket Kit Series 410		
410-182	PO410182	60.84
Cartridge Kit Series 410		
410-183	PO410183	246.36
Stem & Plate Replacement Kit		
410-378	PO410378	102.44
Motor Kit - 65°-115°F		
427-200	PO427200	721.12
431 Checkstop Replacement Kit		
230-135	PO230135	145.48

Apollo Valves apollovalves.com



34BLF Series Dual Purpose Mixing Valve

Model "MVB" thermostatic mixing valves are designed to control and limit the volumes of cold and hot water required to deliver mixed water at a predetermined temperature either from the "point of source" or "point of use" application for single or multiple fixtures.
80°-120° F • 1.5 GPM • 150 psig • 200° F Max.
ASSE 1017/1070 Approved. NSF/ANSI 372

CONNECTIONS	STOCK NO	EACH
1/2" Sweat	1234BLF313S	205.62
3/4" Sweat	3434BLF314S	205.62



Lawler Valves temperedwater.com



Series 911 E Emergency Eyewash/Shower Valve

Range: 2-25 GPM @ 30 P.S.I.

STOCK NO	EACH
L842910	918.75



Series 911 E/F Emergency Eyewash Valve

Range: 2-7 GPM @ 30 P.S.I.

Includes by-pass.

STOCK NO	EACH
L8490801	638.75

801/803 Series High-Low Thermostatic Mixing Valve

Ranges 90° - 120°F.—Rough Brass Finish

INLET	OUTLET	STOCK NO	EACH
3/4"	1"	L8620805	2231.25
1/4"	1 1/2"	L8640805	3106.25

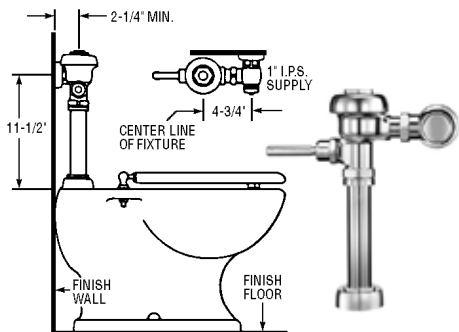


Model 570 Undercounter Thermostatic Mixing Valve

Ranges: 95° - 115°F
1/2" MNPT
.5 - 12 GPM

CONNECTORS	STOCK NO	EACH
1/2"	L8682100	140.00





Royal 110 For Water Closets

Floor mount or wall hung 1½" top spud bowls. Quiet, exposed, diaphragm type, chrome plated with ADA compliant metal oscillating handle.

FLUSH CYCLE	STOCK NO	EACH
3.5 GPF	SL3010100	181.66



Royal 111 For Water Closets

Floor mount or wall hung top spud bowls. Quiet flush valve with metal oscillating handle, 1" screwdriver angle stop, adjustable tailpiece, vacuum breaker flush connection, spud coupling for 1½" top spud, wall and spud flanges.

FLUSH CYCLE	STOCK NO	EACH
1.6 GPF	SL3010000	181.66
1.28 GPF	SL3910168	181.66



Royal 115 For Water Closets

Floor mount or wall hung top spud bowls. Quiet flush valve with metal oscillating handle, 1" screwdriver angle stop, adjustable tailpiece, vacuum breaker flush connection, spud coupling for 1½" top spud, wall and spud flanges.

Center line of supply is 24" above fixture.

FLUSH CYCLE	STOCK NO	EACH
1.6 GPF	SL3010326	194.64
3.5 GPF	SL3010300	194.64



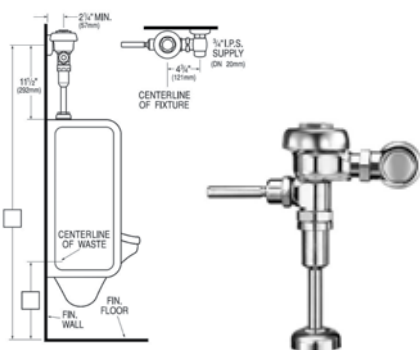
Royal BPW 1000 For Water Closets With Bed Pan Washer

No. 1000-1.6 • 1.6gpf

- PERMEX™ Synthetic Rubber Diaphragm
- Dual Filtered Bypass
- ADA Compliant Handle
- Diverter Valve Wall Support

Floor mount or Wall Hung.

STOCK NO	EACH
SL3019726	554.55



Royal 186 For Wall Hung Urinals

Quiet blowout or siphon jet flush valve with metal oscillating handle, ¾" screwdriver angle stop, adjustable tailpiece, vacuum breaker flush connection, spud coupling for ¾" top spud, wall and spud flanges.

FLUSH CYCLE	STOCK NO	EACH
1.5 GPF	SL3012600	181.66
1.0 GPF	SL3012636	181.66



Royal 180 For Wall Hung Urinals

Quiet washout flush valve with metal oscillating handle, 1" screwdriver angle stop, adjustable tailpiece, vacuum breaker flush connection, spud coupling for 1¼" top spud, wall and spud flanges.

FLUSH CYCLE	STOCK NO	EACH
3.5 GPF	SL3012400	181.66
1.0 GPF	SL3012436	181.66
1.5 GPF	SL3012426	181.66



Regal 186 For Wall Hung Urinals

Quiet blowout or siphon jet flush valve with metal oscillating handle, ¾" screwdriver angle stop, adjustable tailpiece, vacuum breaker flush connection, spud coupling for ¾" top spud, wall and spud flanges.

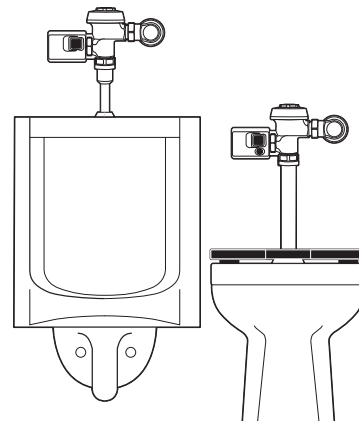
FLUSH CYCLE	STOCK NO	EACH
0.5 GPF	SL3982628	117.45
1.0 GPF	SL3082675	117.45



Regal 111 For Water Closets

Floor mount or wall hung top spud bowls. Quiet flush valve with metal oscillating handle, 1" screwdriver angle stop, adjustable tailpiece, vacuum breaker flush connection, spud coupling for 1½" top spud, wall and spud flanges.

FLUSH CYCLE	STOCK NO	EACH
1.6 GPF	SL3080053	117.45



Not for use with
TOTO Flush Valves



Optima EBV-200-A Smooth™

Side-Mount-Operator-Over-The-Handle

Utilizes four "C" batteries. Left or right hand installation. Low battery indicator.

STOCK NO	EACH
SL3325201	287.93

Not for use with
TOTO Flush Valves



EBV-500-A

Single-Flush-Side-Mount

Four (4) Size "C" batteries included. Low battery LED.

STOCK NO	EACH
SL3325500	181.25

Royal Optima G-2 Plus

Royal Optima G-2 Plus with override button.



STOCK NO	EACH
1.6 gallon flush cycle	
SL3250400	582.79
1.28 gallon flush cycle	
SL3250289	582.79

Solis Solar Powered

with Smart Sense Technology.



STOCK NO	EACH
1.6 gallon flush cycle	
SL3370001	607.82
1.28 gallon flush cycle	
SL3370002	607.82

Complete Urinal Flushometer

Quiet, battery operated, diaphragm type, sensor operated for exposed urinal installations. Chrome-plated protective handle, 3/4" IPS screwdriver BAK-CHEK angle stop inlet, adjustable tailpiece, vacuum breaker flush connection and spud coupling for 3/4" top spud, wall spud flanges, set screw type cast wall flange and sweat solder adapter kit, 11 1/2" inlet height above fixture. Includes 4 AA batteries. 3/4" top spud.

Royal Optima G-2 Plus 1.0 gallon flush cycle

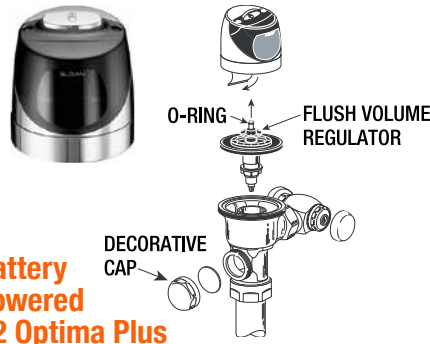
STOCK NO	EACH
SL3250401	582.79

Solis Solar Powered

0.5 gallon flush cycle urinal flushometer with Smart Sense Technology.



STOCK NO	EACH
SL3370004	607.82



Battery Powered G2 Optima Plus

For installation on existing Royal Exposed Flushometers. Unit operates on four AA batteries and is equipped with a new sensor that is NEMA 6 compliant against moisture, a Flashing LED low battery indicator light, 24-hr sentinel flush. **Water-Saver 1.5 gal flush cycle max.**

STOCK NO	EACH
URINAL	
SL3325402	457.09
CLOSET	
SL3325400	457.09

Solis Solar Powered Retrofit

For Exposed Urinals
Retrofit Conversion Kit for Exposed urinals Flushometers. Unit operates on a solar cell that will harvest power from artificial indoor light.



STOCK NO	EACH
1.0-1.5 gal flush cycle max.	
SL3375306	476.65
0.5 gal flush cycle max.	
SL3375304	476.65

Solis Solar Powered Retrofit

For Exposed Closets
Retrofit Conversion Kit for Exposed Closet Flushometers. Unit operates on a solar cell that will harvest power from artificial indoor light. **Water-Saver 1.6 gal flush cycle max.**



STOCK NO	EACH
SL3375301	476.65

Automatic Flush Valve

Quiet flush valve, chrome plated equipped with solenoid operator and Optima sensor, (4) tamper-proof screws and wall cover plate for (2) gang electrical box, non-hold-open feature 3/4" IPS screwdriver angle stop with protective cap, adjustable tailpiece, vacuum breaker flush connection and spud coupling for 3/4" topspud, wall and spud flanges.



STOCK NO	EACH
LESS TRANSFORMER.	
1.5 gallon flush cycle	
SL3452647	609.75
1.0 gallon flush cycle	
SL3452673	609.75

EL154 Transformer

48VA, 120V, AC. Sensor operates on 24V, AC only. One transformer serves up to (10) Optima urinal/closet sensor units.

STOCK NO	EACH
SL0345154PK	42.81

STOCK NO	EACH
Adaptive Sensor for a Urinal Flushometer	
SL3305620	257.25

No. 111-ES-S Automatic Closet Valve

Quiet, Exposed, Diaphragm Type, Chrome Plated Closet Flushometer for either left or right hand supply with the following features:

- PERMEX™ Synthetic Rubber Diaphragm
- OPTIMA® EL-1500-L Self-Adaptive Infrared Sensor with Indicator Light
- Two (2) Chrome Plated Wall Cover Plates with Vandal Resistant Screws
- High Back Pressure Vacuum Breaker and Flange for 1-1/2" Top Spud



STOCK NO	EACH
LESS TRANSFORMER.	
1.6 gallon flush cycle	
SL3450047	625.87
1.28 gallon flush cycle	
SL3450049	625.87

STOCK NO	EACH
Adaptive Sensor for a Closet Flushometer	
SL3305621	257.25

Accessories (21b)

ETF-233 Plug-in Transformer

STOCK NO	EACH
SL0365534	30.03

EBF-60A Module Assembly

For use with EBF 650/670 Faucets.

STOCK NO	EACH
SL0315104	509.23

EBF-11A Module Assembly

For use with EBR 85 Faucets.

STOCK NO	EACH
SL3315111	407.48

EBF-1011A Battery Solenoid Assembly

STOCK NO	EACH
SL3315254	295.54

ETF-370A 24v Solenoid

STOCK NO	EACH
SL0305849	172.58

ETF-450A 24v Faucet Junction Box

STOCK NO	EACH
SL3365000	286.20

EBF615-4 Lav Faucet Solenoid Assembly

STOCK NO	EACH
SL0365758	315.79

EL-124-2 CP 24v Solenoid For ES-S

STOCK NO	EACH
SL0305329	338.12

ETF-470 3/8" Check Valve Kit for Sloan Sensor Faucets

STOCK NO	EACH
SL3365001	68.29

(00)

Sweat Solder Kits

SIZE	STOCK NO	EACH
1"	SL3308780	11.78
3/4"	SL3308786	11.78

V-500-A


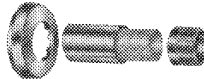
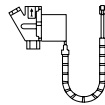
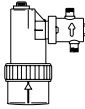
SIZE	STOCK NO	EACH
1 1/2"	SL5323010	42.98

V-500-AA

SIZE	STOCK NO	EACH
With 9" Tailpiece		
3/4"	SL5323005	42.98
1/4"	SL5323006	42.98
1 1/2"	SL5323007	42.98
With 15" Tailpiece		
3/4"	SL0323210	74.81
With 21 1/2" Tailpiece		
1 1/2"	SL0323015	77.18

Screw Driver Stop Repairs

NO	DESCRIPTION	STOCK NO	EACH
H-551-A	3 1/16" Adjustable Tailpiece	SL0308803	33.64
H-551-A	4 1/16" Adjustable Tailpiece	SL0308805	40.67
H-553	"O" Ring	SL5308696	1.86
H-573	1" C.P. Cap	SL3308840	23.23



Lavatory Faucets (18)

Optima Plus Sensor Operated Lavatory Faucet

Chrome Plated Brass
Sensor Operated 4" Center-set Electronic Hand Washing Faucet for tempered or hot/cold water operation. 0.5 gpm/1.9 Flow Rate. ADA Compliant, Sensor Activated, Uses (4) "AA" alkaline batteries, Chrome Plated 4" Trim Plate.

Battery Operated

STOCK NO	EACH
SL3315114BT	434.28



Solar Sensor Operated Lavatory Faucet

Chrome Plated Brass
Solar powered, infrared, sensor activated, electronic hand washing faucet for pre-tempered or hot and cold operation. 0.5 GPM Multi-Lam spray. Uses (4) "AA" alkaline batteries. 3/8" high pressure flexible supply hoses.

Includes Integral Side Mixer • Battery Operated

STOCK NO	EACH
SL3324002	911.84



EFX-20-A

4" Trim Plate
For use with EFX-275-500 Lav Faucet

STOCK NO	EACH
SL3324100	65.29

Optima® Sensor Faucet Lavatory Faucet

Polished Chrome Finish
4" Trim Plate, Below Deck Thermostatic Mixing Valve, 0.5 gpm, Multi-Laminar Spray, Infrared Sensor, Smart Faucet, Optima® Battery-Powered Deck-Mounted Low Body Faucet.

Battery Operated - 3 year Life

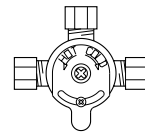
STOCK NO	EACH
SL3315181BT	479.95



Optimix MIX-60-A

Mechanical mixing valve for single faucet.

STOCK NO	EACH
SL3326009	40.91

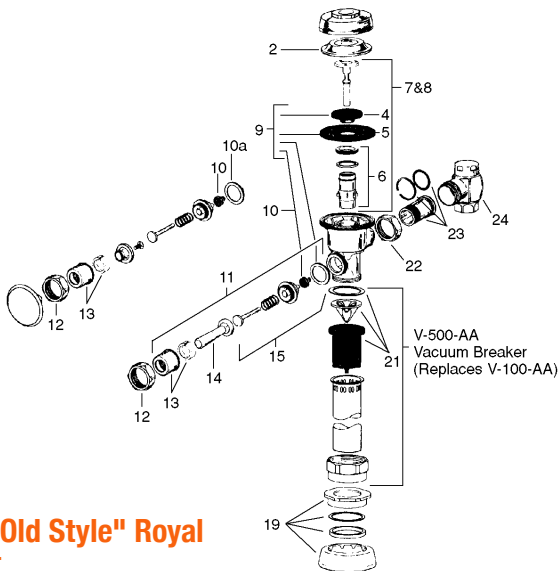


Bradley "Navigator" Lead-Free Tempering Valve

3/8" Point-of-Use with compression fittings

STOCK NO	EACH
S594000A	81.61
Mounting Bracket	
BRS452456	27.90





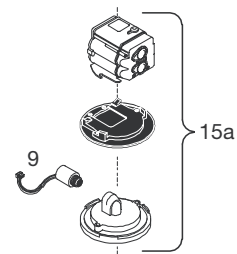
Regal & "Old Style" Royal Parts List

REF NO	DESCRIPTION	STOCK NO	EACH
1	A-72 CP Cover	SL0301172	44.10
	A-72 RB Cover	SL0301173	*POA
2	A-71 Inside Cover	SL0301168	13.50
3	A-19-AC Relief Valve (Closet)	SL5301058	10.69
	A-19-AU Relief Valve (Urinal)	SL5301059	10.69
4	A-15-A Disc	SL5301111	9.28
	A-15-A Disc (Hot Water)	SL5301112	*POA
5	A-56-A Diaphragm w/A-29	SL5301170	11.36
	A-156-A Diaphragm w/A-29	SL5301188	10.69
	A-156-A Diaphragm (Hot Water)	SL5301190	*POA
6	A-163-A Guide	SL5301236	8.61
7	Inside Parts Kit for Closets, Service Sinks, Blowout and Siphon Jet Urinals	SL3301036	30.49
8	Inside Parts Kit for Washdown Urinals	SL3301037	30.49
9	A-56-AA Washer Repair set	SL5301176	24.30
	A-156-AA Closet/Urinal Washer Set	SL5301189	22.05
10	B-39 Seal	SL5302297	2.03
10a	Handle Gasket	SL5301139	1.29
11	B-32-A CP Handle Assem.	SL5302279	25.31
12	A-6 CP Handle Coupling	SL0301082	10.97
13	B-7-A CP Socket	SL0302109	*POA
14	B-32 CP Grip	SL5302274	14.63
15	B-50-A Handle Repair Kit	SL5302305	4.89
16	C-42-A 3" CP Push Button Assem.	SL0303351	*POA
17	3" CP Push Button Replacement Kit	SL3303347	*POA
18	C-64-A 3" Push Button Repair Kit	SL3303396	*POA
19	F-5-A 3/4" CP Spud Coupling Assem.	SL0306125	26.55
	F-5-A 1" CP Spud Coupling Assem.	SL0306132	*POA
	F-5-A 1 1/4" CP Spud Coupling Assem.	SL0306140	*POA
	F-5-A 1 1/2" CP Spud Coupling Assem.	SL0306146	26.55
21	V-500-A & V-500-AA Vacuum Breaker Repair Kit	SL3323192	4.50
22	H-550 CP Stop Coupling	SL0308676	*POA
23	H-551-A CP Adj. Tail 2 1/16" Long	SL0308801	26.83
	H-551-A3 1/16" Adjustable Tailpiece	SL0308803	33.64
	H-551-A4 1/16" Adjustable Tailpiece	SL0308805	40.67
	H-710-A 3/4" SD Bak-Chek CP Ctrl. Stop	SL0388025	88.76
	H-600-A 1" WH Bak-Chek CP Ctrl. Stop	SL0308881	*POA
	H-600-A 3/4" WH Bak-Chek CP Ctrl. Stop	SL0308889	*POA

*Price on Application

Regal & "Old Style" Royal

DESCRIPTION	STOCK NO	EACH
Royal Water Saver Kit	SL3301038	30.49
Royal Low Consumption	SL3301041	30.49
Handle Repair Kit	SL3303398	13.05
Repair Kit for 1" Screwdriver Stop	SL3308853	19.69
Repair Kit for 3/4" Screwdriver Stop	SL3308856	19.69
H-634-AA 1" CP Sweat Solder Kit	SL3308785	18.41



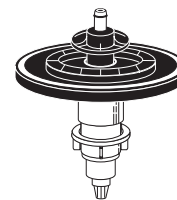
G2 Optima Plus Parts List

REF NO	DESCRIPTION	STOCK NO	EACH
Items Included with RESS Retrofit & Complete Optima PLUS Vales			
15a	EBV-146-AC Sensor Module - Water Closet	SL0325176	457.88
	EBV-146-AU Sensor Module - Urinal	SL0325177	457.88
	EBV-129-AC Sensor Module - Water Closet	SL3325450	306.17
9	EBV-136-A Solenoid - Water Closet	SL3325453	51.64

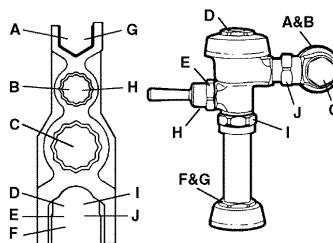
Electronic Module

For 0.5 & 1.0 GPF single flush urinals

STOCK NO	EACH
SL3325451	306.17



Flush Volume and Fixture	Item No. 10 Flex Tube Diaphragm Kit No.	Item No. 11 Flush Volume Regulator Part No.	Regulator Color
1.28 gpf/4.8 Lpf Closet	EBV-1024-A		Green
0.5 gpf/1.9 Lpf Urinal	EBV-1023-A	EBV-95	Green
1.0 gpf/3.8 Lpf Urinal	EBV-1022-A	EBV-95	Green
1.5 gpf/5.7 Lpf Urinal	EBV-1022-A	EBV-102-2	Black
3.5 gpf/13.2 Lpf Urinal	EBV-1020-A	EBV-102-1	White
1.6 gpf/6.0 Lpf Closet	EBV-1020-A	EBV-95	Green
3.5 gpf/13.2 Lpf Closet	EBV-1020-A	EBV-102-1	White
2.4 gpf/9.0 Lpf Closet	EBV-1021-A	EBV-101	Blue



Sloan "SuperWrench" Reference for application

A - Bonnet	(H-579 1")
B - Bonnet	(H577 3/4")
C - Stop Cap	(H-573 1" & H-582 3/4")
D - Cover Nut	(A-72)
E - Handle Coupling	(A-6)
F - Spud Nut	(F-20 1 1/2")
G - Spud Nut	(F-20 3/4")
H - Handle Bushing	(B-40)
I - Vacuum Breaker Coupling	(V-533-A)
J - Tailpiece Coupling	(H-550)

Sloan Wrench

DESCRIPTION	STOCK NO	EACH
A-50 Sloan Wrench	SL0301255	83.76

Valve Repair Parts

Royal Repairs

With New Dual Filtered Diaphragm™

NO	DESCRIPTION	STOCK NO	EACH
V-600-AA	3/4"x9" CP Vac. Brkr	SL3393004	42.98
V-600-AA	1 1/4"x9" CP Vac. Brkr	SL3393006	42.98
V-600-AA	1 1/2"x9" CP Vac. Brkr	SL3393007	42.98
H-700-A	3/4" Screw Driver Stop (Vandal Resistant)	SL3308384	112.61
H-700-A	1" Screw Driver Stop (Vandal Resistant)	SL3308386	112.61
H-1010-A	Vandal resistant control stop cap assembly*	SL3308791	19.35
H-1009-A	Vandal resistant control stop cap assembly**	SL3308790	19.35

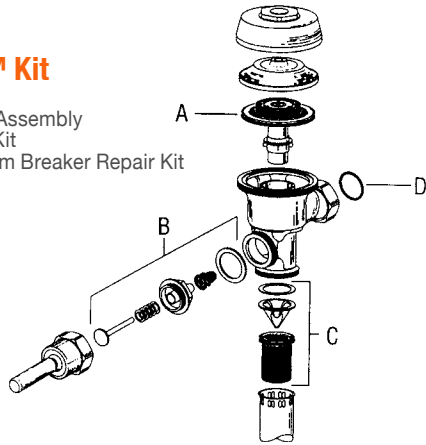
* for use with H-700-A 1" & 3/4" and H-600-A 1" Screwdriver Bak-Chek® control stops.

** for use with H-600-A 3/4" Screwdriver Bak-Chek® Control stops.

Royal Performance™ Kit

Contents:

- A. Dual Filtered Diaphragm™ Assembly
- B. Triple Seal Handle Repair Kit
- C. High Back Pressure Vacuum Breaker Repair Kit
- D. Tailpiece "O" Ring



Repair kits and parts listed on this page are designed to service all Sloan diaphragm type flushometers, including those manufactured for low consumption usage.

Royal Dual Filtered Diaphragm Assembly ONLY

Sold only in Royal Performance™ Kits

Kit includes:

- Dual Filtered Diaphragm Assembly (item 3 at right)
- Handle Repair kit w/Triple Seal Packing (item 8 at right)
- High Back Pressure Vacuum Breaker Repair Kit (item 11 at right)
- Tailpiece "O" Ring (Item 15 at right)

NO	DESCRIPTION	STOCK NO	EACH
A-1045-A	for 1.28 GPF water closets	SL3301506	72.79
A-1101-A	for low consumption water closets	SL3301070	85.56
A-1102-A	for water saver water closets	SL3301071	85.56
A-1106-A	for Low consumption urinals	SL3301073	85.56
A-1107-A	for Low consumption urinals	SL3301074	85.56
A-1108-A	for water saver urinals	SL3301075	85.56

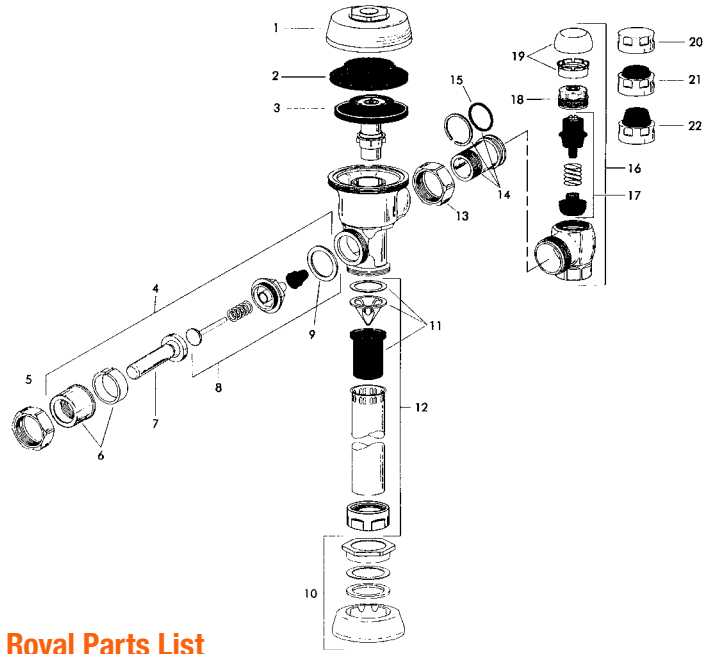
Repair Kits

NO	DESCRIPTION	STOCK NO	EACH
B-51-A	Triple seal handle repair kit	SL3302306	12.77
V-651-A	High back pressure vacuum breaker kit	SL3323182	6.36
H-553	"O" Ring	SL5308696	1.86

Stock No	Kit No	Flush Volume	For Use With
3301070	A-1101-A	1.6 gpf/6.0 Lpf	Low consumption water closets
3301071	A-1102-A	3.5 gpf/13.2 Lpf	Water saver water closets
3301073	A-1106-A	0.5 gpf/1.9 Lpf	Wash down urinals
3301074	A-1107-A	1.0 gpf/3.8 Lpf	Low consumption urinals
3301075	A-1108-A	1.5 gpf/5.7 Lpf	Water saver urinals

- Use 3.5 gpf/13.2 Lpf kit for old style blowout urinals.
- Some wash down urinals may require a 1.0 gpf/3.8 Lpf flush.

Royal Performance Kits can be used to upgrade Royal style Diaphragm Flushometer valves manufactured after 1964. Also, use this to upgrade Sloan Regal Flushometers to Royal Performance.



Royal Parts List

1.	0301172	A-72	CP Cover
2.	0301168	A-71	Inside cover
3.	Dual filtered diaphragm Assembly (see chart at left)		
4.	0302390	B-73-A	Triple Seal CP Handicap Handle Assembly(ADA Compliant)
5.	0301082	A-6	CP Handle Coupling
6.	0302109	B-7-A	CP Socket Assembly
7.	0302389	B-74-A	CP Handicap Handle Grip (ADA compliant) (shown)
8.	3302306	B-51-A	Triple Seal Handle Repair Kit
9.	5301139	A-31	Handle Gasket - 48 per package
10.	0306125	F-5-A	3/4" CP Spud Coupling Assembly
	0306140	F-5-A	1 1/4" CP Spud Coupling Assembly
	0306146	F-5-A	1 1/2" CP Spud Coupling Assembly
11.	3323182	V-651-A	High Back Pressure Vacuum Breaker Repair Kit
12.	3393004	V-600-AA	3/4" x 9" CP Vacuum Breaker
	3393006	V-600-AA	1 1/4" x 9" CP Vacuum Breaker
	3393007	V-600-AA	1 1/2" x 9" CP Vacuum Breaker
13.	0308676	H-550	CP Stop Coupling
14.	0308801	H-551-A	CP Adjustable tailpiece 2 1/16" long
15.	5308696	H-553	"O" Ring - 24 per package
16.	3308386	H-700-A	1" Screwdriver Bak-Chek® Stop CP - complete
	3308384	H-700-A	3/4" Screwdriver Bak-Chek® Stop CP - complete
17.	3308853	H-541-A	Control Stop Repair Kit*
	3308856	H-543-A	Control Stop Repair Kit**
18.	0308612	H-622	CP Bonnet*
	0308843	H-577	CP bonnet**
19.	3308791	H-1010-A	Vandal resistant Control Stop Cap Assembly*
	3308790	H-1009-A	Vandal resistant Control Stop Cap Assembly**
20.	0308840	H-573	Control Stop Cap CP*
	0308848	H-582	Control Stop Cap CP**
21.	3308866	H-574	Control Stop Cap w/Bumper*
22.	3308867	H-576	Control Stop Cap w/Extended Bumper*

* for use with H-700-A 1" & 3/4" and H-600-A 1" screwdriver Bak-Chek® Control Stops.

** for use with H600-A 3/4" Screwdriver Bak-Chek® Control Stops.

Information on this page subject to change without notice.

Abbreviations:

- CP=chrome plate
- gpf=gallons per flush
- Lpf=Liters per flush
- LC=low consumption
- w/=with

EcoPower Sensor Faucets

Standard & Gooseneck EcoPower Faucets

- Self-generating hydropowered EcoPower system
- No minimum daily usage requirement
- Micro-sensor positioned underneath the spout head for accurate hand detection ensuring smooth and consistent water distribution
- Vandal resistant aerator housing
- Durable chrome plated spout body
- Single-hole mount
- Equipped with 1.0gpm flow control



Standard Spout

T28S11E#CP

All parts complete faucet

Escutcheon Plate Sold Separately



DESCRIPTION	STOCK NO	EACH
Spout Chrome	TLE28003U1CP	182.85
0.18 gpc, 10 second on-demand Controller	TLE03503U1	264.63

Standard with Mixing Valve

T28S11ET#CP

All parts complete faucet

DESCRIPTION	STOCK NO	EACH
Spout Chrome	TLE28003U1CP	182.85
0.18 gpc, 10 second on-demand Controller	TLE03503U1	264.63
Thermostatic Mixing Valve. .	TLE05701U	150.36



Gooseneck Spout

T24S51E#CP

All parts complete faucet

Escutcheon Plate Sold Separately



DESCRIPTION	STOCK NO	EACH
Spout Chrome	TLE24006U1CP	339.59
0.08 gpc, 10 second on-demand Controller	TLE03502U1	264.63

Standard with Mixing Valve

T24S51ET#CP

All parts complete faucet

DESCRIPTION	STOCK NO	EACH
Spout Chrome	TLE24006U1CP	339.59
0.08 gpc, 10 second on-demand Controller	TLE03502U1	264.63
Thermostatic Mixing Valve. .	TLE05701U	150.36

(21)

Optional Escutcheon Plates

SIZE	STOCK NO	EACH
4"	THP3158	33.90
8"	THP3159CP	62.33

EcoPower Sensor Flush Valves



Urinal & Toilet Sensor Flush Valves

Designed for new & retrofit installations. Hydro-powered turbine charges the power supply during usage eliminating the need for battery replacement or consumption of external electrical power for up to 10 years. Automatic infrared sensor activated, piston urinal flush valve. Automatic sensor adjustment on installation. Heavy-duty zinc die cast cover with nickel chrome finish. Vandal resistant hex head screws. Manual override button. Piston valve and solenoid with self-cleaning mechanism.

- Spud & Nut Escutcheon
- Sweat Solder Kit

FINISH	ANGLE STOP	VACUUM BREAKER	STOCK NO	EACH
Urinal - Low consumption 1.0 GPF				
Chrome	3/4"	3/4"	TEU1GA12	448.50
Urinal - Low consumption .5 GPF				
Chrome	3/4"	3/4"	TEU1LA12	448.50
Urinal - Low consumption 0.125 GPF				
Chrome	3/4"	3/4"	TEU1UA12	560.12
Toilet - Low consumption 1.6 GPF				
Chrome	1"	1 1/2"	TET1GA32	448.50
Toilet - Low consumption 1.28 GPF				
Chrome	1"	1 1/2"	TET1LA32	448.50

Manual Exposed Flushometer Valves



Manual Toilet Flushometer Valve

Manual toilet brass flushometer valve, non-hold-open piston with, self-cleaning debris screen and precise flushing capability.

- 1" Angle Stop
- 1 1/2" Vacuum Breaker
- Spud & Nut Escutcheon
- Sweat Solder Kit

Low consumption 1.28 GPF

FINISH	STOCK NO	EACH
Chrome	TMT1LN32	229.03

Manual Urinal Flushometer Valve

Manual urinal brass flushometer valve, non-hold-open piston with, self-cleaning debris screen and precise flushing capability.

- 3/4" Angle Stop
- 3/4" Vacuum Breaker
- Spud & Nut Escutcheon
- Sweat Solder Kit

Low consumption .5 GPF

FINISH	STOCK NO	EACH
Chrome	TMU1LN12	231.46

Flush Valve Accessories

(21)

Lithium Battery

FOR USE WITH	STOCK NO	EACH
ALL EcoPower	THP3053	32.40

Selectronic Lav Faucets

Innsbrook Selectronic Lav Faucet

Electronic, sensed operated. Water pressure range from 20 to 125 psi. Operates on DC (CR-P2 lithium battery). 15" long satinless steel hose with 3/8" compression connection.

Single Supply • 0.5 GPM • VR spray

FINISH	STOCK NO	EACH
Chrome	AS6055205002	298.62



4" Deck Plate for Innsbrook Lav Faucets

Forged brass construction. Center fixation ring prevents the faucet spout from rotating. 1-1/4" fixation bolts with quick spin nuts.

6 1/8" x 2 1/8"

FINISH	STOCK NO	EACH
Chrome	AS605P400002	34.78



NextGen Selectronic Lav Faucet

Simple, integrated design with No control box below deck and all electronics contained in the faucet spout which installs from the top. Battery and solenoid valve easily accessible. Fail-Safe faucet automatically shuts off upon loss of power or dead battery. No reset required. Water pressure range from 20 to 125 psi. Operates on DC (CR-P2 lithium battery).

- SmarTherm™ Safety Shut-Off integrates a thermostatic hot water temperature limiter (ASSE 1070)

FINISH	STOCK NO	EACH
Single Supply • 1.5 GPM		
Chrome	AS7755115002	344.10
Dual Supply • 1.5 GPM • Above-Deck Mixing		
Chrome	AS7755215002	367.04
Chrome SmarTherm™	AS7755315002	453.62



4" Deck Plate for NextGen Lav Faucets

Metal construction. Center fixation screw prevents rotating. 1/4" fixation bolts with quick spin nuts.

6 1/2" x 2 1/2"

FINISH	STOCK NO	EACH
Chrome	AS775P400002	42.92



Paradigm Selectronic Lav Faucet

It features the patented SmarTherm® Safety-Shut Off which is ASSE 1070 certified and automatically protects the user from scalding.

The simple integrated design, with all electronics in the spout, is engineered for easy installation and maintenance to save time and money. It eliminates the control box and provides for a clean, clutter-free under-deck space.

Dual Supply • 1.5 GPM • VR laminar flow outlet

FINISH	STOCK NO	EACH
Chrome	AS7025315002	463.98



4" Deck Plate for Paradigm Lav Faucets

Equipped with fixation bolts and quick spin nuts, this deck plate stays secure and is easy to install.

6" x 2 5/16"

FINISH	STOCK NO	EACH
Chrome	AS702P400002	47.36



Selectronic Urinal Flush Valve

Innsbrook Selectronic Urinal Flush Valve

- Exclusive, self cleaning piston-operated flush valve with proximity operation and mechanical manual override.
- Factory-Installed CR-P2 Lithium Battery.
- Water pressure range from 20 to 125 psi.
- Exposed Flushometer for 3/4" Top Spud Urinals - 1.0 GPF.

11 1/2" Rough-In • Battery Included

FINISH	STOCK NO	EACH
Chrome	AS6063101002	314.28



Selectronic FloWise Urinal Flush Valve

- Electronic flush valve with Selectronic™ proximity system for "Hands Free" operation.
- Self-Cleaning Piston operation helps prevent clogging and reduces maintenance.
- Fully Mechanical Manual Override Button can flush urinal during a power outage.
- Stadium Feature: Valve automatically switches to water conservation mode during periods of heavy usage. 3/4" Top Spud Urinals - .05 GPF.

11 1/2" Rough-In • Battery Included

FINISH	STOCK NO	EACH
Chrome	AS6063051002	314.28



Selectronic Closet Flush Valve

Innsbrook Selectronic Closet Flush Valve

- Exclusive, self cleaning piston-operated flush valve with proximity operation and mechanical manual override.
- Factory-Installed CR-P2 Lithium Battery.
- Water pressure range from 20 to 125 psi.
- Exposed Flushometer for 1-1/2" Top Spud Bowls - 1.6 GPF.

11 1/2" Rough-In • Battery Included

FINISH	STOCK NO	EACH
Chrome	AS6065161002	314.28



Shower Repair Parts

Touch N Flow Shower Valve Repair Kit

Includes 1 of each:

S21-032	Screw Assembly
S88-039	Orifice assembly
S68-005	Guide
118-210	Body
S64-034	Poppet Assembly
135-028	Conical Spring
173-012	Filter
S64-088	Plunger Assembly
S45-125	Parker "O" lube

STOCK NO	EACH
BRS65071	183.55

Compression Valve

DESCRIPTION	STOCK NO	EACH
Handle Compression Valve	BR128028	20.10
Valve Stem Assembly (Cold)	BRS02031A	118.02
Valve Stem Assembly (Hot)	BRS02031B	118.02

EquaFlow Repair Fittings

DESCRIPTION	STOCK NO	EACH
EquaFlow Cap Clamp	BR107280	19.24
Handle EquaFlow	BR128161	39.46

Shower Repair Fittings

DESCRIPTION	STOCK NO	EACH
Diaphragm Air Actuator	BR269612	10.60
BradTrol Valve Repair Kit	BR3000760	49.94

Washfountain Repair Parts

Multi-Fountain Terrazzo Repair Fittings

DESCRIPTION	STOCK NO	EACH
90-75 STD Repair Kit	BRS65074	201.34
Multi-Fountains Repair Kit	BRS65084	199.75
Universal Push Button	BR128090	40.19
Universal Air Valve Repair Kit	BRS65110	50.18

Diplomat Liquid Soap/Gel Sanitizer Dispenser

- Surface-Mounted
- Tank Type: Vertical
- Dispenser Capacity: 27 oz. liquid soap and gel hand sanitizers
- Viscosity Range: 1cps - 3,000cps (centipoise)
- **Battery-Operated: 3 "C" batteries (not included)**

FINISH	STOCK NO	EACH
Stainless Steel	BR6A0011	108.81



Washfountain Repair Parts

Classic Repair Fittings

DESCRIPTION	STOCK NO	EACH
Manual Mixing Valve (1)	BRS01038	138.29
Foot Lever Pivot Pin (2)	BR152026	9.50
Angle Volume Control (3)	BRS02045	92.07
Foot Valve (4)	BRS07066	356.47
Foot Valve Diaphragm	BR125001Y	12.18
Foot Lever Spring (5)	BR135001W	8.77
Window AZ Classic	BR269832	11.33

Foot Valve Repair Kit

Includes 1 of each:

S21-027	Needle assembly
125-001BW	Gasket
S64-006	Plunger assembly
117-016	Valve seat
125-001Y	Diaphragm
124-001V	Fiber washer
110-095	Body • Needle valve
135-001P	Spring
130-033	Key • Valve seat

STOCK NO	EACH
BRS65001A	176.73
FOR FOOT VALVES MFG. AFTER JAN. 2003	
BRS65230	169.42

Check Stop Repair Kit

Includes:

(2)	124-001BV	Fiber Washer
(2)	153-068	Plug • Brass
(1)	156-006	Screen
(1)	124-001AF	Tail piece washer
(1)	135-001AB	Spring
(1)	S21-015	Check Assembly

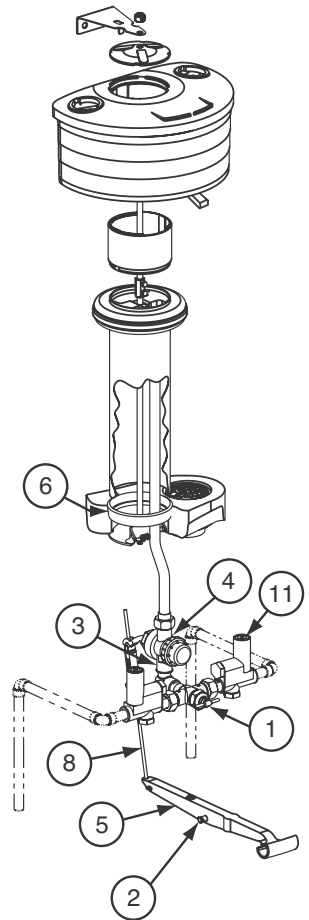
STOCK NO	EACH
BRS45050	54.08

Sprayhead Repair Kit

Includes:

(1)	125-001DE	Neoprene washer • Top
(4)	124-001AL	Washer
(4)	124-001AT	Washer
(4)	160-211	Carriage bolt
(4)	161-025	Nut

STOCK NO	EACH
BRS45051	32.76



Bradley Halo Combination Drench Shower / Eye Wash Unit

- Halo™ Delivers the Most Effective Shower and Eye/Face Washdown Coverage and Spray Pattern
- Exceeds American National Standard Z358.1 Specifications
- Separate Supply and Waste Pipes Meets CEN and Plumbing Requirements
- Ergonomic Hand Activation Eyewash Paddle Easy to Reach from Any Direction

FOR USE WITH BRS2150 (EFX20) Mixing Valve

STOCK NO	EACH
BRS19314EW	750.48



Bradley S19-224 Series Wall-Mount Halo Eyewash Unit

- Aquaduct Self-Draining design.
- Chrome-plated 1/2" IPS stay-open ball eye wash valve operated by large, highly visible yellow PVC push button.
- Impact-resistant yellow plastic eye wash bowl.
- Integral flow control assures safe, steady flow under varying water supply conditions.
- Heavy gauge cast aluminum wall bracket (bolts not included)



STOCK NO	EACH
BRS19224EW	246.16

Bradley S19-260 Series Deck-Mounted Eye/Face Wash Fixture

- Corrosion-resistant stainless steel eye wash bowl is flush-mounted with deck.
- Universal Identification Sign and Inspection Tag Included.
- Exceeds minimum water flow of 0.4 GPM at 30 PSI.



STOCK NO	EACH
BRS19260	735.07

Bradley Deck Mount "Swing" Eyewash Fixture

- Chrome-Plated Brass Pipe & Fittings, 1/2" NPT Supply
- Universal Identification Sign & Inspection Tag
- Exceeds American National Standard Z358.1 Specs
- Full, One-Year Warranty

FOR USE WITH BRS192000 (EFX8) Mixing Valve

DESCRIPTION	STOCK NO	EACH
RH • LESS Bowl	BRS19274B	411.96
LH • LESS Bowl	BRS19274BL	411.96



Bradley Eye Wash Repair Fittings

DESCRIPTION	STOCK NO	EACH
Eyewash Head Tethered	BR107371	11.35
Eyewash Handle	BRS45123	58.57
Valve/Handle Pre-Pack	BRS45122	140.67

Bradley Thermostatic Mixing Valves

ASSE 1071 & cUPC Certified

DESCRIPTION	GPM @ 30 PSI	STOCK NO	EACH
EFX8 (Eye Wash ONLY)	7	BRS192000	504.60
EFX20 (Combo Unit)	19.5	BRS192150	967.68
EFX50 (Any 2 Units)	40.5	BRS192250	1336.64



Speakman Emergency Equipment

Speakman EyeSaver Faucet

- Eyewash and Faucet Work Independantly
- Certified ANSI Z358.1 & ASME A112.18.1
- LF suffix is a Laminar flow outlet

Model SEF-1800-CA (LF)

FLOW OUTLET	STOCK NO	EACH
1.5 GPM	SEF1800CALF	1033.62



Lavatory Stops and Supply Fittings ⁽¹⁶⁾

brasscraft.com

Angle Stops



OR15X/OR17X

3/8" OD Compression Outlet, angle, oval handle.

INLET SIZE	FINISH	STOCK NO	EACH
3/8" FIP	Chrome Plated	OR15	11.71
1/2" FIP	Chrome Plated	OR17	11.71



OCR09X/OCR19X/OCR39X

1/2" Nominal Compression Inlet, angle, oval handle.

OUTLET SIZE (OD)	FINISH	STOCK NO	EACH
1/4" Comp.	Rough Brass	OCR09RB	12.25
3/8" Comp.	Chrome Plated	OCR19	9.75
3/8" Comp.	Rough Brass	OCR19RB	9.40
1/2" Comp.	Chrome Plated	OCR39	15.54



PR19X

1/2" Nominal CPVC Inlet, angle, oval handle.

OUTLET SIZE (OD)	FINISH	STOCK NO	EACH
3/8" Comp.	Chrome Plated	PR19C	16.02



SCR19X/SCR39X

1/2" Nominal Compression Inlet, angle, loose key

OUTLET SIZE (OD)	FINISH	STOCK NO	EACH
3/8" Comp.	Chrome Plated	SCR19	18.89
1/2" Comp.	Chrome Plated	SCR39	24.62



R19X

1/2" Nominal Sweat Inlet, 3/8" OD Comp., angle

FINISH	STOCK NO	EACH
Chrome Plated	R19	13.58



CR1901LRX/CR3901LRX

Dual Outlet Valves

1/2" Nom. Comp. Inlet, 3/8" OD Comp. Side Outlet.

RISER OUTLET (OD)	FINISH	STOCK NO	EACH
1/2" Comp.	Rough Brass	CR3901LR	49.00



CR1901DVX

Dual shut-off for two independant supply lines.

- 1/2" Nominal Compression Inlet
- 3/8" OD Compression Riser Outlet
- 3/8" OD Compression Side Outlet

FINISH	STOCK NO	EACH
Rough Brass	CR1901DVR	66.99



CR1901DV SX

Straight dual shut-off for two supply lines.

- 1/2" Nominal Compression Inlet
- 3/8" OD Compression Riser Outlet
- 3/8" OD Compression Side Outlet

FINISH	STOCK NO	EACH
Rough Brass	CR1901DVSR	69.36

1/4 Turn Stops



G2CR19X

1/2" Nominal Comp. Inlet, 3/8" OD Comp., angle

FINISH	STOCK NO	EACH
Chrome Plated	G2CR19	9.56



G2PS09X/G2PS19X

1/2" Nominal Push Connect Inlet, angle

OUTLET SIZE (OD)	FINISH	STOCK NO	EACH
1/4" Comp.	Chrome Plated	G2PS09XC	13.89
3/8" Comp.	Chrome Plated	G2PS19XC	9.99



Removal Tool

For Push Connect fittings.

SIZE	STOCK NO	EACH
1/2" or 1/4"	PCT106	1.89



G2CEP09X/G2CEP19X

1/2" Nominal F1960 Cold Expansion PEX Barb Inlet, angle

OUTLET SIZE (OD)	FINISH	STOCK NO	EACH
1/4" Comp.	Chrome	G2CEPX09XC	14.39
3/8" Comp.	Chrome	G2CEPX19XC	7.60



G2BRPX19X

1/2" Nominal Crimp Barbed PEX Inlet, 3/8" OD Compression Outlet, angle, ASTM F1807

FINISH	STOCK NO	EACH
Chrome Plated	G2BRPX19XC	7.60



KTSCR19X

1/2" Nominal Comp. Inlet, 3/8" OD Comp. Outlet.

FINISH	STOCK NO	EACH
Chrome Plated	KTSCR19XC	13.41



KTSCR19X

1/2" Nominal Compression Inlet, angle, loose key.

OUTLET SIZE (OD)	FINISH	STOCK NO	EACH
3/8" Comp.	Chrome Plated	KTSCR19C	23.62

Lavatory Stops and Supply Fittings ⁽¹⁶⁾

brasscraft.com

Straight Stops



OR10X/OR12X

3/8" OD Compression Outlet, straight, oval handle

INLET SIZE	FINISH	STOCK NO	EACH
3/8" FIP	Chrome Plated	OR10	14.20
1/2" FIP	Chrome Plated	OR12	14.20



OCR14X/OCR34X

1/2" Nom. Compression Inlet, straight, oval handle

OUTLET SIZE (OD)	FINISH	STOCK NO	EACH
3/8" Comp	Chrome Plated	OCR14	10.60
3/8" Comp	Rough Brass	OCR14RB	10.19
1/2" Comp	Chrome Plated	OCR34	15.98



PR14X

1/2" Nom. CPVC inlet, 3/8" OD Comp., oval handle

FINISH	STOCK NO	EACH
Chrome Plated	PR14C	17.39



R14X

1/2" Nom. Sweat Inlet, 3/8" OD Comp., oval handle

FINISH	STOCK NO	EACH
Chrome Plated	OR14	14.69



DRS44MX

1/2" Nominal Female Sweat Inlet,
1/2" Nominal Male Sweat Outlet,
Screwdriver Slot Shut-off

FINISH	STOCK NO	EACH
Rough Brass	DRS44MR	33.46



G2CR14X

1/2" Nominal Comp. Inlet, 3/8" OD Comp. Outlet

FINISH	STOCK NO	EACH
Chrome Plated	G2CR14	10.40



G2PS14XC

1/2" Nom. Push Connect Inlet, 3/8" OD Comp. Outlet

FINISH	STOCK NO	EACH
Chrome Plated	G2PS14XC	9.99



Push Removal Tool

For Push Connect fittings.

SIZE	STOCK NO	EACH
1/2" or 1/4"	PCT106	1.89



G2BRPX14X

1/2" Nominal Crimp Barb PEX Inlet,
3/8" OD Compression Outlet

FINISH	STOCK NO	EACH
Chrome	G2BRPX14XC	7.60



G2CEPX14X

1/2" Nominal F1960 Cold Expansion PEX Barb Inlet,
3/8" OD Compression Outlet

FINISH	STOCK NO	EACH
Chrome	G2CEPX14XC	7.60

Supply Fittings



70-6-6X/70-6-8X

3/8" OD Tube

SIZE	FINISH	STOCK NO	EACH
3/8" FIP	Chrome Plated	BC15	10.58
1/2" FIP	Chrome Plated	BC17	15.36



Compression Nut

3/8" OD Tube, Lead Free

FINISH	STOCK NO	EACH
Nickel Plated	616C	1.66



(02a)

Compression Cap

OD TUBE	MODEL NO	STOCK NO	EACH
3/8"	61CP-6X	38CCCAP	2.60



10X/11X/12X/13X

3/8" OD Tube, Lead Free

SIZE	FINISH	STOCK NO	EACH
3/8" FIP	Chrome Plated	BC10	8.63
3/8" MIP	Chrome Plated	BC11	3.83
1/2" FIP	Chrome Plated	BC12	9.99
1/2" MIP	Chrome Plated	BC13	4.31



(02a)

Compression Female Tee Adaptors

3/8" OD Tube x 3/8" OD Tube x Comp. Nut

COMP. NUT	MODEL NO	STOCK NO	EACH
1/4" Female	CT2-664X	CT2664XP	9.91
3/8" Female	CT2-666X	CT2666XP	9.91

Flexible Closet Supplies

(18)

Braided Polymer Closet Supply

3/8" Comp. Inlet x 7/8" Ballcock Nut Outlet

MODEL NO	LENGTH	STOCK NO	EACH
B1-20DL F	20"	B120DL	6.72



(18)

Fluidmaster PRO Series Stainless Steel Closet Supply

3/8" Comp. Inlet x 7/8" Ballcock Nut Outlet

LENGTH	STOCK NO	EACH
9"	FLPRO1T09	3.06
12"	FLPRO1T12	3.24
16"	FLPRO1T16	3.72
20"	FLPRO1T20	4.03



Anti-Sweat Valve ⁽¹⁸⁾

Watts WAS Anti-Sweat Closet Valve

For toilet tanks. Mixes hot water with cold supply water to avoid condensation build-up on outside of tank (maximum temp 180°F.) 1/2" Cast brass, compression or IPS male connections.

STOCK NO	EACH
WAS	63.52



Closet Tube Only

Copper Toilet Risers

3/8" OD Tube Crome Plated Riser

MODEL NO	LENGTH	STOCK NO	EACH
1-12DL C	12"	112DL	5.81
1-20DL C	20"	120DL	10.03



Copper Toilet Riser

3/8" OD Tube, Crome Plated with Heavy Duty Rubber Nosepeice.

MODEL NO	LENGTH	STOCK NO	EACH
1-20DE C	20"	120DEC20	13.44



(02)

Oatey Toilet Riser

3/8" PEX Supply tubes for Residential or Commercial

MODEL NO	LENGTH	STOCK NO	EACH
34315	12"	OA34315	1.42
34317	20"	OA34317	1.77



(02)

Oatey PEX Celcon Compression Sleeve

Sold in bag quantities of 48 only.

DESCRIPTION	STOCK NO	EACH
Fits 3/8" OD Risers	OA34018	.11



Closet Tube Kits

OCR1912DLX

1/2" Nom. Comp. Inlet, 3/8" OD Comp. Angle Valve, 3/8" OD x 12" tube, 1 Bell Flange

FINISH	STOCK NO	EACH
Chrome Plated	OCR1912DL	28.47



(18)

Brasstech Suppy Kit

Solid Brass Constuction. Angle Valve 1/2" Comp. Inlet, 3/8" OD Comp. Outlet. Sure Grip Flange. 3/8" OD x 20" Flat Head Rigid Supply Tube.

FINISH	HANDLE	STOCK NO	EACH
Oil Rubbed Bronze	Oval	48210B	112.91
Satin Nickel	Lever	48215S	112.91



Lavatory and Sink Supplies ⁽¹⁶⁾

brasscraft.com

OCR1912AX

1/2" Nom. Comp. Inlet, 3/8" OD Comp. Angle Valve, 3/8" OD x 12" tube, 1 Shallow Flange

FINISH	STOCK NO	EACH
Chrome Plated	OCR1912A	55.77



CS600

1/2" OD Tube Sweat Copper Riser for faucet installs with shank nut and nosepiece

FINISH	LENGTH	STOCK NO	EACH
Rough Brass	12"	CS600	13.14



Thread Brass Basin Nut

SIZE	STOCK NO	EACH
1/2"	BN12916B	1.47



Copper Faucet Risers

3/8" OD Tube Copper Riser for faucet installs, with one-piece formed metal nosepiece with insert

MODEL NO	FINISH	LENGTH	STOCK NO	EACH
1-12A C	Chrome Plated	12"	112A	5.44
1-12A R	Rough Brass	12"	112ARB	4.24
1-20A C	Chrome Plated	20"	120A	8.20
1-20A R	Rough Brass	20"	120ARB	7.49
1-20A PP	Polished Brass	20"	120APB	34.64
1-30A C	Chrome Plated	30"	130A	17.85
1-30A R	Rough Brass	30"	130ARB	13.54
1-36A C	Chrome Plated	36"	136A	21.05



1/2" OD Tube Copper Riser for faucet installs

MODEL NO	FINISH	LENGTH	STOCK NO	EACH
3-12A C	Chrome Plated	12"	312A	11.89



Copper Faucet Risers

3/8" OD Tube Copper Riser for faucet installs, with a 3/8" compression nosepiece

MODEL NO	FINISH	LENGTH	STOCK NO	EACH
1-12KC C	Chrome Plated	12"	112KC	10.36
1-12CK R	Rough Brass	12"	112KCRB	9.40
1-20KC C	Chrome Plated	20"	120KC	12.52

(18)

Speedi Plumb® Stainless Steel Flexible Supply

3/8" Comp. Inlet x 1/2" FIP Outlet

MODEL NO	LENGTH	STOCK NO	EACH
S1-16A F	16"	S116AF	3.62



(18)

Speedi Plumb® Polymer Flexible Supply

1/2" Comp. Inlet x 1/2" FIP Outlet

MODEL NO	LENGTH	STOCK NO	EACH
B3-30A F	30"	B330AF	14.89



(18)

Pro Series® Stainless Steel Flexible Supply

3/8" Comp. Inlet x 1/2" FIP Outlet

MODEL NO	LENGTH	STOCK NO	EACH
PRO1F12	12"	FLPRO1F12	3.39
PRO1F16	16"	FLPRO1F16	3.72
PRO1F20	20"	FLPRO1F20	4.03
PRO1F30	30"	FLPRO1F30	4.81



3/8" Comp. Inlet x 3/8" Comp. Outlet

MODEL NO	LENGTH	STOCK NO	EACH
PRO6F12	12"	FLPRO6F12	4.09
PRO6F20	20"	FLPRO6F20	5.67



3/8" Comp. Inlet x 3/8" OD Copper Outlet

MODEL NO	LENGTH	STOCK NO	EACH
PRO8F12	12"	FLPRO8F12	3.83
PRO8F20	20"	FLPRO8F20	4.83



(02)

Oatey Sink Supplies

3/8" PEX Supply tubes for Residential or Commercial

MODEL NO	LENGTH	STOCK NO	EACH
34312	20"	OA34312	1.77
34313	30"	OA34313	2.09



(21)

Dishwasher Elbow Fitting

3/8" MIP Inlet x 3/4" Garden Hose Swivel

FINISH	STOCK NO	EACH
Brass	LF769GH	5.96



(18)

Fluidmaster Dishwasher Water Supply Connectors

Includes dishwasher elbow.
Heavy duty brass hex nuts, nickle plated.
3/8" Female Compression Thread
x 3/8" Female Compression Thread

LENGTH	STOCK NO	EACH
48"	FLB6W48K	14.19
60"	FLB6W60K	15.98
72"	FLB6W72K	17.78



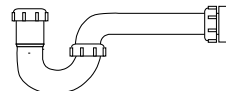
**Additional Dishwasher Supplies
on page 415**

oatey.com

ABS/PVC "Mastertrap" P-Trap

Adapter connects 1/2" tube size to Sch. 40 stub-out with 1/4" and 1/2" inlet slip joint adapter washers.

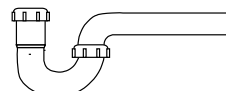
TYPE	STOCK NO	EACH
ABS	DBA9703WBG	2.03
PVC	DBP9703WBG	2.03



PVC "Mastertrap" P-Trap

Adapter connects 1/4" tube size to Sch. 40 stub-out. **LESS Flange.**

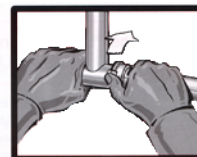
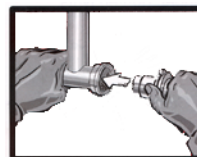
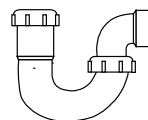
TYPE	STOCK NO	EACH
PVC	DBP9701	2.34



PVC "Mastertrap" Sink Trap

Adapter connects 1/2" tube size to Sch. 40 stub-out with 1/4" and 1/2" inlet slip joint adapter washers.

TYPE	STOCK NO	EACH
PVC	DBP9702	2.78



Just Load... And Lock!

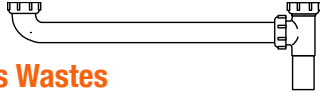
No. 837 ABS/PVC 1 1/2" Bayonet P-Trap Assembly

- One-quarter turn, no-leak tubular connection.
- Saves time, eliminates leaks and costly call backs.
- Impossible to over or under tighten nuts.
- Utilizes pre-lubricated, easy-to use O-rings.
- Eliminates leaks caused by damaged or warped washers.
- Includes P-trap, Bayonet twistlock nuts, O-rings, Marvel adapter and 1/2" to 1/4" rubber reducing bushing.

TYPE	STOCK NO	EACH
ABS	837ABSBG	5.18
PVC	837PVCBG	5.18

ABS and PVC Tubular Waste Products ⁽¹⁸⁾

oatey.com



Continuous Wastes

TYPE	LENGTH	STOCK NO	EACH
Hi-Line, 1/2" Baffle Tee End Outlet			
<i>Bagged ABS</i>			
Direct Connect	16"	T530YABSBG	5.92
PVC Direct Connect	17"	DBP9121	5.16
ABS Direct or Slip	17"	DBA9121A	5.45
PVC Direct or Slip	17"	DBP9121A	5.45
PVC Direct or Slip	21"	DBP9121B	13.92

Hi-Line, 1/2" Telescopic End Outlet			
PVC Direct Connect	17"	DBP9121ATBG	7.29
ABS Direct or Slip	17"	DBA9121AT	7.03
PVC Direct or Slip	17"	DBP9121AT	7.71
PVC Direct Connect	21"	DBP9121T	13.32

Hi-Line, 1/2" Baffle Tee End Outlet - TPR Washers			
ABS Direct or Slip	16"	DBA9108AB	3.87
PVC Direct or Slip	16"	DBP9108AB	3.87

Slip Joint Connection

1/2" x 8" x 3/4" Branch

TYPE	STOCK NO	EACH
ABS Slip Joint	DBAP9817	2.21

1/2" Single Flange Sink Tailpieces

TYPE	LENGTH	STOCK NO	EACH
ABS	8"	DBA9801	1.04
PVC	8"	DBP9801	.98
ABS	12"	DBA9803	1.32
PVC	12"	DBP9803	1.25

1/2" Double Flanged Sink Tailpieces

TYPE	LENGTH	STOCK NO	EACH
ABS	16"	DBA9803E	1.66
PVC	16"	DBP9803E	1.60

End Outlet Waste

Telescopic with baffle tee and Y branch discharge connection.

TYPE	TELESCOPIC	Y BRANCH	STOCK NO	EACH
PVC	12-16"	1/2"	DBP9121AT8	7.66
PVC	11 1/2"-16"	3/4"	DBP9121AT12	7.26

End Outlet Waste with Dishwasher Branch

1/2" Telescopic EO White PP DC.

TYPE	TELESCOPIC	Y BRANCH	STOCK NO	EACH
PVC	12-16"	1/2"	T500DS12PVCBG	13.78

Dishwasher Branch Tailpieces

TYPE	STOCK NO	EACH
1/2"x1 1/2"x8" Length with 5/8" OD Branch		
<i>PVC Slip Joint,</i>		
TPR Washers	DBPP9816	2.21
ABS Slip Joint	DBAP9816	2.21
<i>PVC Direct Connect,</i>		
TPR Washer	DBPP9818	2.21
1/2"x1 1/2"x8" Length with 7/8" OD Branch		
PVC Direct Connect	308W	2.75
PVC Slip Joint	DBPP9817	2.21

1/2"x1 1/2"x8" Length with 3/4" Branch		
PVC Direct Connect	DBPP9819	2.21

Plastic 1/2" Disposer Kits

TYPE	STOCK NO	EACH
ABS Baffle Tee,		
Disposer Gasket	DBA9100	5.21
PVC Baffle Tee, Disposer Gasket,		
TPR Washers	DBP9100B	4.54

No. 610 Bayonet Disposer Waste Assembly Kit

- Tee and nuts
- 6" and 10" tailpiece
- Disposer connection washer
- Telescopic - fully adjustable
- 1/2", Bagged

See page 405 for description of "Bayonet"

TYPE	STOCK NO	EACH
PVC	610PVCBG	13.82

PVC Hi-Line Baffle Tee Center Outlet Continuous Waste

TYPE	STOCK NO	EACH
PVC Direct or Slip,		
TPR Washers	DBP9123ABG	4.90

1/2" End Outlet Continuous Waste

TYPE	STOCK NO	EACH
PVC Slip Joint, Baffle Tee	DBP9185	2.09

Plastic Slip Joint Extension Tubes

TYPE	SIZE	STOCK NO	EACH
Single Connect			
ABS	1/2"x8"	DBA9792A	1.80
PVC, TPR Washers	1/2"x8"	DBP9792A	1.95
Double Connect			
PVC, TPR Washers	1/4"x16"	DBP9791E	4.02
ABS, TPR Washers	1/2"x16"	DBA9793E	2.13
PVC, TPR Washers	1/2"x16"	DBP9793E	2.31

Plastic Extension Tubes

TYPE	SIZE	STOCK NO	EACH
PVC Solvent Weld	1/2"x8"	DBP9786A	3.68

PVC Slip Joint Nut

SIZE	STOCK NO	EACH
1/4" Less washer	DBP9001A	.87
1/2" Less washer	DBP9001	.52

Sioux Chief Washers ⁽¹⁸⁾

Slip-Joint Washers

Beveled for better seal with standard slip nut.

SIZE	COLOR	STOCK NO	EACH
1/4"	Red	SC9965S	.19
1/2"	Red	SC9966S	.16
1/2"	Poly	SC9966	.14
1/2" x 1/4"	Red	SC9968S	.19

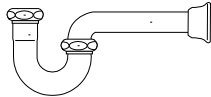
Tailpiece Washers

Beveled for better seal with standard slip nut.

SIZE	COLOR	STOCK NO	EACH
1/2"	Red	SC9916S	.24

Brass Tubular Waste Products ⁽¹⁶⁾

oatey.com



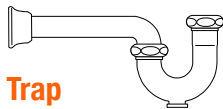
Seamless Bent Tube "P" Trap

Chrome Plated, Deep Flange without Cleanout

SIZE	STOCK NO	EACH
1/4" 20 Ga. TPR Washers	DB700DF1	25.97
1/2" 20 Ga. TPR Washers	DB702DF1	31.79
1/4" 17 Ga. TPR Washers	DB701DF1	27.94
1/2" 17 Ga. Red/TPR Washers	DB704DF1	33.83

Chrome Plated, Shallow Flange without Cleanout

SIZE	STOCK NO	EACH
1/2" 20 Ga. TPR Washers	DB7021	29.28
1/2" 17 Ga. Red/TPR Washers..	DB7041	31.50



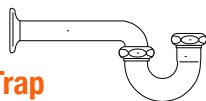
Regular Tube "P" Trap

Chrome Plated with Cleanout

SIZE	STOCK NO	EACH
1/2" 20 Ga. TPR Washers	DB7081	71.61
1/4" 17 Ga. TRP Washers. . . .	DB7071	38.82
1/4" x 1/2" 17 Ga. with Reducing Nut & TPR Washers.	DB7101	44.90

17 Ga. Chrome Plated, Deep Flange with Cleanout

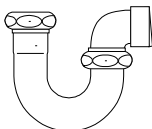
SIZE	STOCK NO	EACH
1/4" TPR Washers	DB707DF1	64.98
1/2" Reducer/TPR Wahsers. .	DB710DF1	56.01



Low Inlet Regular Tube "P" Trap

17 Ga. Polished Chrome without Cleanout

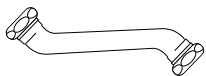
SIZE	STOCK NO	EACH
1/4" TPR Washers	DB711A1	59.08
1/2"	DB714A1	70.98



Seamless Bent Tube Sink Traps

1/2" IPS Outlet, Chrome Plated, Shallow Flange without Cleanout, Reducer Washer, Ground joint

SIZE	STOCK NO	EACH
1/2" 20 Ga.	DB7381	66.82
1/2" 17 Ga.	DB7401	66.01



Trap Offset

22 Ga. Polished Chrome Double Offsets

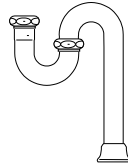
SIZE	STOCK NO	EACH
1/4"x1/4"	DB10461	21.74
1/2"x1/2"	DB1046A1	24.73



Dearborn® Wall Tube

17 Ga. Brass with Chrome Plated Finish

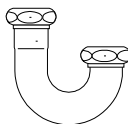
SIZE	STOCK NO	EACH
1/2"x12"	DB402A171	44.05



Seamless Bent Tube "S" Traps

20 Ga. Chrome, Deep Flange without Cleanout

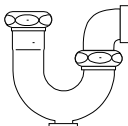
SIZE	STOCK NO	EACH
1/4"x1/4"324CPDF	56.23
1/2"x1/2" TPR Washers332CPDF	59.94



"J" Bends For Tube Traps

Chrome Plated without Cleanout

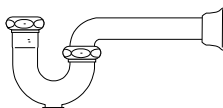
SIZE	STOCK NO	EACH
1/4"x1/4" 20 Ga.	DB6501	31.32
1/4"x1/4" 17 Ga. TPR Washer. . .	DB6521	46.98
1/2"x1/2" 17 Ga.	DB6531	39.59



Cast Brass Swivel Sink Trap

Polished Chrome, 1/2" IPS Elbow, Ground Joint, Brass Nuts, Reducing Washer with Cleanout


SIZE	STOCK NO	EACH
1/2"x1/2"	DB710GBN1	77.55



Semi Cast "P" Traps

Polished Chrome, Deep Flange with Cleanout

SIZE	STOCK NO	EACH
1/4"x1/4" 17 Ga.	DB5071	41.15
1/2"x1/2" 17 Ga.	DB5101	48.28



Wall Bends

17 Ga. Chrome Plated

SIZE	LENGTH	STOCK NO	EACH
1/4"x1/4"	10"	DB401A171	38.29
1/4"x1/4"	15"	DB401B171	65.54
1/2"x1/2"	15"	DB402B171	83.34



McGuire Mfg. Heavy Cast Brass "P" Trap

Chrome Shallow Flange with Cleanout, Slip Nuts


SIZE	STOCK NO	EACH
2"x2"	MC8904C17CP	215.59



McGuire Mfg. Tailpiece

17 Ga. Chrome Plated


SIZE	LENGTH	STOCK NO	EACH
2"x2"	12"	MC26412	55.75



Hi-Line End Outlet Continuous Waste

Chrome Plated, Direct Connect

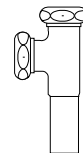
SIZE	STOCK NO	EACH
1/2"x16" 17 Ga. TPR Washer . .	DB131A1	59.13
1/2"x16" 22 Ga.	DB2121A1	43.82
1/2"x21" 20 Ga.	1813ASN	80.50



Slip Joint End Outlet Continuous Waste

Chrome Plated

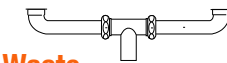
SIZE	STOCK NO	EACH
1/2"x16" 17 Ga.	DB111A1	60.77
1/2"x16" 20 Ga. TPR Washers	DB108A1	48.85



Baffle Tee

Chrome Plated, Slip Joint

SIZE	STOCK NO	EACH
1/2"	DB2185C	23.65



Center Outlet Continuous Sink Waste

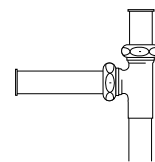
Chrome Plated, Direct Connect

SIZE	STOCK NO	EACH
1/2"x16" 22 Ga. TPR Washer. DB2123A1		45.26
1/2"x16" 20 Ga.	DB123A1	105.80



Chrome Plated, Slip Joint

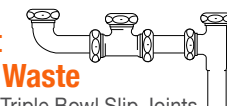
SIZE	STOCK NO	EACH
1/2"x16" 20 Ga.	DB114A1	95.32



Space Saver Disposer Kit

Chrome Plated, C to E

SIZE	STOCK NO	EACH
1/2"x13" 17 Ga. Baffle Tee . . .	DB100171	65.87



3 Part End Outlet Continuous Sink Waste

Chrome Plated, C to C, Triple Bowl Slip Joints

DESCRIPTION	STOCK NO	EACH
1/2"x24" 20 Ga.	DB109201	288.62

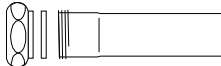
(18)

Brass Tubular Waste Products ⁽¹⁶⁾


oatey.com

Extension Tubes

20 Ga. Chrome Plated, Slip Joint, TPR Washers



SIZE	LENGTH	STOCK NO	EACH
1/4"x1/4"	6"	DB790201	18.82
1/4"x1/4"	8"	DB790A201	22.73
1/4"x1/4"	12"	DB791A201	18.49
1/2"x1/2"	6"	DB792201	25.86
1/2"x1/2"	8"	DB792A201	24.88
1/2"x1/2"	12"	DB793A201	32.74




17 Ga. Chrome Plated, Solder type

SIZE	LENGTH	STOCK NO	EACH
1/2"x1/2"	12"	1247P	30.74

Sink Tailpieces

Chrome Plated, Flanged



SIZE	LENGTH	STOCK NO	EACH
1/2"x1/2" 22 Ga.	4"	DB7991	5.22
1/2"x1/2" 20 Ga.	6"	DB800201	11.83
1/2"x1/2" 20 Ga.	8"	DB801201	14.91
1/2"x1/2" 20 Ga.	12"	DB803201	20.04
1/2"x1/2" 17 Ga.	6"	DB800171	19.34
1/2"x1/2" 17 Ga.	8"	DB801171	23.18
1/2"x1/2" 17 Ga.	12"	DB803171	19.95

Reducing Sink Tailpiece

Chrome Plated, Flanged



SIZE	LENGTH	STOCK NO	EACH
1/4" x 1/2" 20 Ga.	8"	DB7961	19.32

Threaded Tubes

Chrome Plated, Threaded Both Ends



SIZE	LENGTH	STOCK NO	EACH
1/4"x1/4" 20 Ga.	12"	DB8221	12.18
3/8"x1/8" 20 Ga.	12"	DB8241	28.42
1/2"x1/2" 20 Ga.	8"	DB825A1	29.54
1/2"x1/2" 20 Ga.	12"	DB8271	17.41
1/4"x1/4" 17 Ga.	8"	DB820C1	27.77
1/4"x1/4" 17 Ga.	12"	DB822A1	15.11
1/2"x1/2" 17 Ga.	12"	DB827A1	39.14

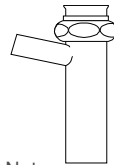
Chrome Plated Brass Pipe/Tube



SIZE	LENGTH	STOCK NO	EACH
1/2" OD	6"	112X6CPBRTU	285.58

Direct Connect Branch Tailpiece

Chrome Plated, 3/4" (7/8" OD) Branch for Hose and Clamp or Sweat, Brass Nut



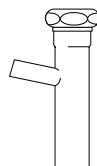
SIZE	LENGTH	STOCK NO	EACH
1/2"x1/2" 22 Ga.	6"	DB814A1	28.09

Chrome Plated, 1/2" Copper Sweat Branch for Hose and Clamp or Sweat, Brass Nut

SIZE	LENGTH	STOCK NO	EACH
1/2"x1/2" 22 Ga.	6"	DB812A1	17.50

Slip Joint Branch Tailpiece

Chrome Plated, 3/4" (7/8" OD) Branch for Hose and Clamp or Sweat



SIZE	LENGTH	STOCK NO	EACH
1/2"x1/2" 22 Ga.	8"	DB814ET1	20.21

Shallow Pattern Wrought Flanges

"Sure Grip" Chrome Plated



SIZE	STOCK NO	EACH
Chrome Plated		
5/8" OD for 1/2" Nom.	DB1099	.41
7/8" OD for 3/4" Nom.	DE1099A	.33
3/8" IPS	DB1100	.48
1/2" IPS	DB1101	.46
3/4" IPS	DB1101A	.51
1/4" OD	DB1102	.60
1/2" IPS	DB1106	.56
Polished Brass 1099 (649P)		
5/8" OD for 1/2" Nom.	DE1099PB	10.39
White 920-2W		
5/8" OD	9202W	.18

Shallow Pattern Wrought Flange

Set Screw Chrome Plated



SIZE	STOCK NO	EACH
1/2" I.P.S.	DE1119A	3.53

Deep Pattern Wrought Flanges

"Sure Grip" Chrome Plated



SIZE	STOCK NO	EACH
5/8" OD for 1/2" Nom.	DB1107C	1.45
1/2" I.P.S.	DB1110	1.51
1/4" O.D.	DB1114	1.64
1/2" O.D.	DB1115	1.64

Deep Box Pattern Wrought Flanges

"Sure Grip" Chrome Plated



SIZE	STOCK NO	EACH
1/4" O.D.	DB1116	2.58
1/4" I.P.S.	DE1116A	4.30
1/2" O.D.	DB1117	2.84
1/2" I.P.S.	DB1117A	3.76

Box Pattern Flanges

"Trim-Tite" White



SIZE	STOCK NO	EACH
1/4" O.D.	9225W	.81
1/2" O.D.	9226W	.81

SaniGuard
mcguiremfg.com



ProDrain

2 1/4" Chrome Cast Brass Grid Drain
Less overflow - 1/4" O.D.

SIZE	STOCK NO	EACH
2 1/4"x8 5/16"	PRODRAINSAN	47.94

P-Trap with Clean-Out

Chrome Plated



SIZE	STOCK NO	EACH
1/4"x1/4"	MC8872CBSAN	79.08
1/2"x1/2"	MC8912CBSAN	85.42

Open Grid PO Plug

Lavatory • Chrome Plated • 17ga



SIZE	STOCK NO	EACH
1/4"x6"	MC155ASAN	46.88

OFFSET Wheelchair Lavatory

SIZE	STOCK NO	EACH
1/4"	MC155WCSAN	71.16

Kitchen Strainer

Kitchen • Stainless Steel



SIZE	STOCK NO	EACH
1/2"x4"	MC151ASAN	62.06

OFFSET Kitchen Strainer

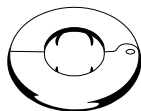
SIZE	STOCK NO	EACH
2 1/8"x4"	MC1151WCSAN	206.97

Miscellaneous Tubular Brass ⁽¹⁸⁾

oatey.com

Hinged Floor and Ceiling Plates

Chrome Plated
Heavy Grade with Springs



SIZE	STOCK NO	EACH
For Iron Pipe		
3/8" IPS	DB5350H	4.51
1/2" IPS	10212	2.13
3/4" IPS	10234	2.22
1" IPS	1021	2.31
1 1/4" IPS	102114	2.31
1 1/2" IPS	102112	2.41
2" IPS	1022	3.33
2 1/2" IPS	DB5357H	8.18
3" IPS	DB5358H	9.08
4" IPS	1024	7.40
5" IPS	1025	19.70
For Copper		
1/2" Nom, 5/8" OD	10512	2.50
3/4" Nom, 7/8" OD	10534	2.50
1" Nom, 1 1/8" OD	1051	3.70
1 1/4" Nom, 1 3/8" OD	105114	3.70

Snap One™ Floor and Ceiling Plates

100% rust proof, Split for pre-piped jobs.



SIZE	COLOR	STOCK NO	EACH
For Iron Pipe			
1/2"	Chrome plated ABS	SC9272	1.12
3/4"	Chrome plated ABS	SC9273	1.23
1"	Chrome plated ABS	SC9274	1.31
1 1/2"	Chrome plated ABS	SC9276	1.84
2"	Chrome plated ABS	SC9277	2.06
1/2"	White ABS	SC9272W	.76
3/4"	White ABS	SC9273W	.77
1"	White ABS	SC9274W	.89
1 1/2"	White ABS	SC9276W	1.06
2"	White ABS	SC9277W	1.06
3"	White ABS	SC9278W	1.99
For Copper			
1/2"	Chrome plated ABS	SC9262	1.12
3/4"	Chrome plated ABS	SC9263	1.15
1"	Chrome plated ABS	SC9264	1.24
1/2"	White ABS	SC9262W	.73
3/4"	White ABS	SC9263W	.77
1"	White ABS	SC9264W	.90

siouxchief.com

Tee

Slip Joint All Ways
Chrome Plated



SIZE	STOCK NO	EACH
1 1/2"	DB8481	33.64

90° Elbow

Slip Joint x Slip Joint
Chrome Plated



SIZE	STOCK NO	EACH
1 1/4"	DB8482	18.37
1 1/2"	DB8483	21.81

45° Elbow

Slip Joint x Slip Joint
Chrome Plated



SIZE	STOCK NO	EACH
1 1/4"	DB8477	20.02
1 1/2"	DB8478	23.66

Ground Joint Waste Connection ⁽¹⁸⁾

Female

SIZE	STOCK NO	EACH
1 1/4"	DB1012	8.30
1 1/2"	DB1013	9.07
1 1/2 x 1 1/4"	DB1014	8.77



Male

SIZE	STOCK NO	EACH
1 1/4"	DB1004	7.62
1 1/2"	DB1005	8.55
1 1/4 x 1 1/2"	DBR1006	6.84



Compression Rings

SIZE	STOCK NO	EACH
1 1/4"	BC90	6.07
1 1/2"	BC96	4.47



Slip Joint Nut With Washer

Chrome plated

SIZE	STOCK NO	EACH
1 1/4" IP x 1 1/4" OD to Slip	DB8007	3.88
1 1/2" IP x 1 1/4" OD to Slip	DB8008	3.97
1 1/2" IP x 1 1/2" OD to Slip	DB8006	3.72
2" IP x 2" OD to Slip	DB8011	5.76



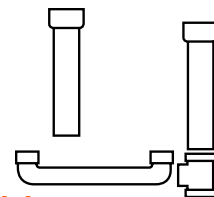
Insulation Kits

ipscorp.com

Insulation Kit for Double Bowl Sink

Two basket strainer covers and center or end outlet waste covers (adjustable)
NOTE: Use with 102EZ or IPS82525 Kits (below)

STOCK NO	EACH
107EZ	145.08



Wheelchair Offset Strainer Cover

For institutional applications

STOCK NO	EACH
105EZ	16.05



Basket Strainer and Offset Waste Cover

Adjustable to 18"

STOCK NO	EACH
106EZ	125.40



P-Trap Insulator Kit

1 P-trap cover, 2 angle valves and supply covers

STOCK NO	EACH
102EZ	48.76



Angle Valve and Supply Cover


STOCK NO	EACH
99EZ	35.17



P-Trap Insulator Kit

Velcro, flexible fit for institutional applications

STOCK NO	EACH
IPS82525	59.97



Pre-Cut Lav Shield

For American Standard Lucerne.

STOCK NO	EACH
2018ASL	268.34



Basin Nut

SIZE	STOCK NO	EACH
1/2"	BN12	.89



Basket Strainers

No. 17 Spin-N-Lock Basket Strainer

Fits: 3½" opening
Buffed rim. All Stainless Steel



STOCK NO	EACH
DB17	16.97

No. 9 Basket Strainer

Fits: 3½" opening
ABS plastic body
Stainless steel rim and basket



STOCK NO	EACH
DB9	4.57

No. 10 Basket Strainer

4" sink drain
Stainless steel strainer basket
and brass slide post



STOCK NO	EACH
DB10	10.07

No. 15 Deep Basket Strainer

Power Ball Lock
Stainless steel body and basket.
Locking cup. Neoprene stopper
w/snap-in basket. 2¾". Fits
deep cast iron sinks.



STOCK NO	EACH
DB15	15.02

No. 14 Shallow Basket Strainer

Stainless steel body and basket.
Locking cup. Neoprene stopper
w/snap-in basket. 2¾". Fits deep
cast iron sinks.



STOCK NO	EACH
DB14	9.53

No. 16 Basket Strainer

Fits: 3½" opening
Locking cup with stainless
steel strainer with neoprene stopper.



STOCK NO	EACH
DB16	18.15

No. 18 Basket Strainer

Stainless steel body and basket.
Deep locking cup, neoprene
stopper w/snap-in basket. 3¾"
length with tailpiece.



STOCK NO	EACH
DB18	14.37

(00) Opella LTD Design

Fits all standard sinks.



FINISH	STOCK NO	EACH
Strainer Waste		
White	90066WH	36.82
Biscuit	90066BI	36.82
Disposer Waste Assembly		
White	90088WH	45.93
Biscuit	90088BI	44.48

No. 3785A Bar Strainer

Fits: 2" opening
brass body and stainless steel
crumb cup. Length - 2½".



STOCK NO	EACH
DB3785A	21.34

LK99 Deluxe Drain

Fits: 3½" opening (4½" top diameter).
Heavy gauge stainless steel body.
Conical strainer basket has movable
lift-up knob with neoprene stopper.
With C.P. brass 1½" O.D. tailpiece.



STOCK NO	EACH
ELLK99	99.25

LK35 Standard Duo Strainer

Fits: 3½" opening (4½" top diameter)
One piece stainless steel
conical strainer basket with
neoprene stopper. C.P. Brass.
1½" O.D. tailpiece.



STOCK NO	EACH
ELLK35	63.42

LK18 Strainer & Tailpiece

Fits: 3½" opening (4½" top diameter)
Removable basket is 3" deep
with perforated grid strainer
with N.P. Brass 1½" O.D. tailpiece.



STOCK NO	EACH
ELLK18	52.85

LK36 Small Basket Strainer

Fits: 2" opening (2⅞" top diameter)
Drain outlet for use with bar sinks.
Stainless basket with C.P. Brass.
1½" O.D. tailpiece.



STOCK NO	EACH
ELLK36	70.47

LK8 Basket Strainer

Fits: 2" opening (3" top diameter)
Drain outlet for use with bar sinks.
Stainless perforated grid strainer
with C.P. Brass 1½" O.D. tailpiece.



STOCK NO	EACH
ELLK8	58.73

Misc. Strainers

JB Products

Fits all standard sinks.



FINISH	STOCK NO	EACH
Strainer Waste		
Matte Black	JBX102M	58.53
Disposer Waste Assembly		
Matte Black	JBX120M	81.36

JB Products

Strainer Extension

Fits up to 2¾" thick.

STOCK NO	EACH
JBG106000	4.72

No. 774 Strainers

Fits: 2½" opening
Duplex, brass body w/flat
stainless steel strainer.



STOCK NO	EACH
DB774	12.92

Flat Sink Strainer

Fits: 3½" opening (4½" top diameter)



STOCK NO	EACH
DB815B	23.38

(02) No. 24CC Brass Waste Drain

Food Service Equipment Fitting
with Locknut and Rubber Washer.



SIZE	STOCK NO	EACH
1" IPS x 3" Long	24CC	28.20

Mountain Plumbing

3-1/2" Flange and Strainer
features spring-loaded center post.



FINISH	STOCK NO	PRICE
Brushed Stainless Steel	MT300BRS	41.81
Oil Rubbed Bronze	MT300ORB	71.03

(16) Wide Top Sink Strainer

With 4" Tail Piece.

FINISH	STOCK NO	PRICE
Chrome	MC152SAN	66.47

Bath & Shower Accessories ⁽¹⁸⁾

oatey.com

(21)

Bath Faucet Couplings Sold in Pairs



SIZE	STOCK NO	EACH
1/2" I.P.	CS8641	21.30

Shower Rough-In Test Plug



- Combination test plug and shower stub-out
- Hi-viz plastic for easy visibility
- Smooth threaded end for easy plastering
- Gasket provides seal to keep debris out
- Reusable and long lasting
- No tools required—hand tighten installation saves time and labor without thread tape!

STOCK NO	EACH
IPS83803	2.85

(18)

Sloan Act-O-Matic Shower Head



With water ON, the disc moves downward into shower position, delivering a cone-within-cone spray for maximum efficiency. When the water is turned OFF, the disc moves upward into drain position, completely washing out all sand and other water born substances that clog ordinary shower heads.

DESCRIPTION	STOCK NO	EACH
2.5 GPM	SL4020100	111.19

(18)

Fiberglass Shower Stall Elbow



- Combination Inlet 1/2" Female Sweat or 1/2" NPS Outlet 1/2" NPT
- Requires 1 1/8" Hole through fiberglass
- Designed to secure shower arm elbow to fiberglass shower stall
- Can also be used to secure tub spout nipple.
- Use with copper, iron pipe or comp. fittings.
- Eliminate shower arm and tub spout movement
- Lock nuts have wrench flats for easy installation

STOCK NO	EACH
SHTUEL	12.18

Shower Arm

1/2" x 6" bent shower arm with wall flange



FINISH	STOCK NO	EACH
Chrome	.0618052	13.69

Straight Curtain Rods

Aluminum, 1" OD

SIZE	STOCK NO	EACH
60" Without Flanges	DB43LF	7.02
72" With Flanges	PP8015PC	28.06



Corner Curtain Rod

Chrome Plated Aluminum, 1" OD

With heavy flanges. 36" Ceiling support included.

SIZE	STOCK NO	EACH
60 x 26"	DE55	45.15

1" Shower Flanges, Pair



DESCRIPTION	STOCK NO	EACH
Cast	DE81	3.70

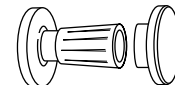
Adjustable Shower Rod Holder



DESCRIPTION	STOCK NO	EACH
Cast	DE87	2.04

Jiffy Adjustable Shower Rod Flange

Polished Chrome.



DESCRIPTION	STOCK NO	EACH
Per Pair	DB83	1.25

No. 1056 Curtain Snap



STOCK NO	EACH
CS1056	.19



Stainless Steel Towel Bar

- 5/8" Square Tubing
- Chrome Plated Die Cast Aluminum
- Complete with Concealable Screws

SIZE	STOCK NO	EACH
18"	18TOBA	10.34
24"	24TOBA	13.50
30"	30TOBA	13.55



Toilet Paper Holder

- Chrome Plated Die Cast Aluminum
- With White Plastic Roller
- With Concealable Screws

STOCK NO	EACH
PAHOC	6.95

Replacement Roller

3/8" Ends

FINISH	STOCK NO	EACH
Chrome Plated Plastic	CPRO	2.60



Wall Plate

Clamp and Spring for Recessed Fixtures


STOCK NO	EACH
REWAPL	2.22



Soap Holder

- Chrome Plated Die Cast Aluminum
- With Concealable Screws

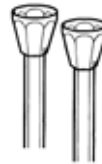
STOCK NO	EACH
SOHO	5.84



Recess Soap and Grab Bar

With Plastic Soap Tray and Exposed Screws

STOCK NO	EACH
RESOGB	18.98



"Fit-All" Lavatory Legs

With Flanges, For China or Enamel Iron Sinks

SIZE	STOCK NO	PAIR
28"	LALE	45.50

(18)

Dearborn® Straight Grab Bars

1 1/2" Diameter Tube, Stainless Steel,
3" Flange to Conceal Screws, Satin Finish



SIZE	STOCK NO	EACH
18"	DBDB8918	33.12
24"	DBDB8924	35.01
32"	DBDB8932	40.62
36"	DBDB8936	43.18
42"	DBDB8942	46.48

Closet Repairs

oatey.com

braxtonharris.com

(18)
No. 920127
Hoov-R-Line White 8¹/₁₆" overflow level
STOCK NO EACH
HO920127 7.51

(18)
No. PRO45
Fluidmaster adjustable
Anti-siphon, 9-14"
LESS Brass Shank
STOCK NO EACH
FLPRO45 13.05

(18)
No. PRO45H
Fluidmaster adjustable
Anti-siphon, 9-14"
High-performance for high-pressure
homes and properties
LESS Brass Shank
STOCK NO EACH
FLPRO45H 16.62

(18)
No. PRO45B
Fluidmaster adjustable
Anti-siphon, 9-14"
With Brass Shank
STOCK NO EACH
FLPRO45B 20.65

(16)
BCT016-H
Brasscraft Adjustable Fill Valve
STOCK NO EACH
BCT016H 13.99

(18)
12¹/₂" Ballcock
Mansfield Brass Anti-siphon
STOCK NO EACH
07BACO 35.56

(18)
No. 210
Mansfield Watersaver "Universal"
Flush Valve
STOCK NO EACH
210FLVA 14.08



(18)
Aqua Mizer
Toilet Tank Flush Valve System.
STOCK NO EACH
1001 46.70



(18)
No. 4223
Single Action Tank Lever
STOCK NO EACH
DE4223 4.20



(21)
No. 35 Upper Lift Wire
9" upper lift wire for flush valve.
STOCK NO EACH
9UPLIWI 8.41



(21)
No. 30 Lower Lift Wire
Lower lift wire for flush valve.
STOCK NO EACH
SIZE STOCK NO EACH
4¹/₂" 5L0LIWI 3.11
5¹/₂" 512L0LIWI 3.80



(21)
No. 3060-BP
KORKY Flapper
Premium universal 3" flapper
adjustable and universal to fit most brands
STOCK NO EACH
3060BP 18.99



(21)
No. 2001-BP
KORKY Flapper
Premium universal 2" flapper
for toilets before 1994.
STOCK NO EACH
2001BP 5.44



(21)
No. 100-BP
Premium universal 2" flapper
designed for 1.28, 1.6, 3.5
and 5 gallons per flush (gpf).
STOCK NO EACH
100BP 8.54



(18)
PRO56 Universal Adjustable Flapper
Built-in Microban® fights flapper
breakdown due to bacteria.
Best for 1.28 - 3.5 GPF toilets.
STOCK NO EACH
FLPRO56 5.99



(18)
No. 264V
Sealmaster Flapper
STOCK NO EACH
B264 3.68



(18)
930045T
Three-Way Vinyl Flapper
Fits plastic, brass, old Crane®57" flush valve.
STOCK NO EACH
CR930045T 2.68



(18)
Triple Seal Tank Balls
STOCK NO EACH
B251 5.64



(21)
Tilt Valve Seat Disc
For American Standard No.4, 5 and 6
old style tilt flush valves. Screw on type.
Replaces American Standard part # 7338307.
STOCK NO EACH
B1700 2.00



For American Standard No.5
new style flush valve. Snap on type.
Replaces American Standard part # 3364307.
STOCK NO EACH
B1701 1.87

(21)
PRO35 Fill Valve Cap
Replacement cap for PRO 45(B) fill valves with
plastic adjustment screws, 1-year warranty
STOCK NO EACH
FLPRO35 4.65



(21)
PRO22 Fill Valve Seal
Replacement seal for all Fluidmaster fill valves,
including PRO45 and 400A. 1-year Warranty
STOCK NO EACH
FLPRO22 2.01




(40)
Ekern
Last Drop Suction Gun. Removes water from
toilet tanks for repair or replacement.
STOCK NO EACH
LADRSUGU 41.25




(18)
Float
Plastic float tank ball

SIZE	STOCK NO	EACH
3 1/2 x 4"	F305AC	1.50




(21)
No. 40 Brass Float Rod

SIZE	STOCK NO	EACH
10"	10FLRO	9.44




(18)
Brass Closet Spuds
With Gasket

SIZE	STOCK NO	EACH
1 1/4"	DB4029	8.96
1 1/2"	DB4028	8.95
2"	DB4025	13.32
2 x 1 1/2"	DB4026	12.22



(21)
Closet Spud Friction Ring

SIZE	STOCK NO	EACH
1 1/4"	114FR	1.03
1 1/2"	112FR	.76
2"	2FR	1.39



(21)
No. 24 Urinal Top Spud
Brass top urinal spud with brass nut, rubber seal and friction washer.

SIZE	STOCK NO	EACH
1" x 3/4"	1X34URTOSP	8.40
1 1/4" x 3/4"	114X34URTOSP	10.68



(16)
Closet Elbow
With nuts and washers

SIZE	STOCK NO	EACH
2x5x7"	777NPC	45.13



(18)
No. 4700 Wax Urinal Gasket
2" outlet with urethane.

STOCK NO	EACH
WAURGA	2.72



(21)
Sioux Chief Plumb Perfect Plastic Closet Bolts
Two open nuts and two 2 1/2" bolts per bag.

STOCK NO	EACH
SC425PB	.99



(18)
Hercules "Johni" Bolt

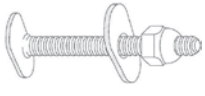
SIZE	STOCK NO	EACH
1/4"	14JOB0	3.61
5/16"	516JOB0	4.93



(21)
No. 45 Brass Closet Bolt Combination
Oval Washer, Nut and Bolt

SIZE	STOCK NO	EACH
1/4 x 2 1/4"	14X214CLBO	1.42
1/4 x 3 1/2"	14X312CLBO	1.63
5/16 x 2 1/4"	516X214CLBO	1.84
5/16 x 3 1/2"	516X312CLBO	2.20

DESCRIPTION	STOCK NO	EACH
1/4" Nut	14CLBONU	.21
5/16" Nut	516CLBONU	.22
Round Washer	ROCLWA	.33
Oval Washer	OVCLWA	.15



(18)
SetFast Self Adjusting Closet Bolts
Solid Brass, 9/16" Nut & No-Tip Lock Washer. **No Cutting - Bolt Stud Turns With Hex Nut.**

STOCK NO	EACH
42443	5.70



(21)
No. 15 Closet Screw Combination
Brass Plated Iron Screw Washer, Nut and Screw

SIZE	STOCK NO	EACH
1/4 x 2 1/2"	14X212CLSC	2.38
5/16 x 2 1/2"	516X212CLSC	1.82
5/16 x 3 1/2" (Screw Only)	516X312CLSC	1.73




(18)
No. 12167 Black Swan
Toilet bolts with 4 nuts & washers.

SIZE	STOCK NO	EACH
1/4 x 2 1/4"	4NTOBO	2.70


(18)
Black Swan
Wax rings with urethane.

DESCRIPTION	STOCK NO	EACH
Gasket	.SW04003	3.21
Flange & Gasket	.SW04008	3.99



(18)
Closet Bolt Caps
Cap with round washer, White, Polypropylene

STOCK NO	EACH
SC49011240	1.31



(18)
Bowl Wax Ring

STOCK NO	EACH
G235	1.46



(18)
Jumbo Wax Ring

STOCK NO	EACH
G236	2.19



(18)
Kant Leak Bowl Ring
Wax ring w/rubber flange.

STOCK NO	EACH
G237	1.88




(21)
Sioux Chief Tank to Bowl Kit
1 1/8" high American Standard recessed gasket with deluxe brass tank to bowl bolts.

STOCK NO	EACH
SC49010560	8.16




(18)
Wedge-it™
Multi-purpose stability wedge. Can be stacked solidly in same or opposite direction to fill any gap.

DESCRIPTION	STOCK NO	EACH
Stiff Polypropylene 1 5/16" x 1/4"	SC46010	.24
Soft Polypropylene 1 5/16" x 1/4"	SC46020	.36




(21)
C-12
5 1/2" red rubber force cup with 20" handle

STOCK NO	EACH
C12FOCU	4.27




(21)
C-17
Large volume heavy duty black rubber plumbers force cup. With clamp for extra strength. 6" diameter, 6" high with 20" handle.

STOCK NO	EACH
C17FOCU	8.93




(21)
C-17A
Ball type extra heavy duty force cup. Black rubber reinforced rib construction with clamp for extra strength. 6" diameter, 6" high with 20" handle.

STOCK NO	EACH
C17AFOCU	14.40



(21)
Heavy Duty Hydro-Thrust
X-Large Volume Folding Skirt with 19" yellow painted wood handles

STOCK NO	EACH
C25FOCU	12.00



For Neoprene Gaskets used for back outlet toilets see pages 1315 & 1317

Lav and Kitchen Sink Accessories

oatey.com

(18)

Model PU200

Chrome lavatory pop-up assembly, 17 gauge brass.

STOCK NO	EACH
PU200	15.54



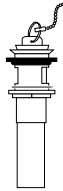
(16)

1 1/4" Plug

Chrome Plated with chain and Stopper.

WITH OVERFLOW

SIZE	STOCK NO	EACH
5"	DB7631	30.00
6"	DB764A1	24.51
8"	DE764A	20.73



(16)

1 1/4" Plug

Chrome Plated with chain and Stopper.

LESS OVERFLOW

SIZE	STOCK NO	EACH
5"	DB763K1	19.09



(16)

Cast Grid Plug

with 17 ga tailpiece.

WITH OVERFLOW

SIZE	STOCK NO	EACH
1 1/4" x 6"	DB7601	17.56



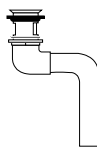
(16)

1 1/4" Cast Grid Plug

Wheelchair model.

WITH OVERFLOW

SIZE	STOCK NO	EACH
6"	DB760W1	38.17



(18)

Universal basin Hanger

STOCK NO	EACH
PP22681	.74



(18)

Deep Basin Rosette

Zinc Plated Steel

STOCK NO	EACH
CS8125	.52



Thread Brass Basin Nut

SIZE	STOCK NO	EACH
1/2"	BN12916B	1.47



(18)

Replacement Basket Only

STOCK NO	EACH
REBA	5.65



(18)

Waterbury Low Flow Aerators

Each aerator has a removable flow restricting brass disc.



2.5 GPM @ 80psi
Recommended for kitchen faucets.

DESCRIPTION	STOCK NO	EACH
Male 1 5/16" - 27	900BG	1.50
Female 5 5/64" - 27	910BG	1.50



1.5 GPM @ 80psi.
Recommended for lavatory faucets.

DESCRIPTION	STOCK NO	EACH
1 5/16" - 27(outside) 5 5/64" - 27(inside)		
Dual Thread	620BG	1.58
Small Male 1 3/16" - 27	670BG	1.80
Small Female 3/4" - 27	680BG	1.80

(18)

6-Pack Tube Full Flow

Dual Thread Aerator
2.2 GPM max. @ 60 psi.
Slotted, Spring-Flo®. Priced per each
Sold in multiples of six only.

DESCRIPTION	STOCK NO	EACH
1 5/16" - 27 and 5 5/64" - 27		
Dual Thread	38D	22.58



(18)

2" Faucet Hole Cover

FINISH	STOCK NO	EACH
Flat Black	4T20020	8.26
Satin Nickel	4T20031	15.84
Oil Rubbed Bronze	4T20034	15.84




(18)

Faucet Hole Cover

Chrome Plated Steel

DESCRIPTION	STOCK NO	EACH
No. 1228		
1 1/4" with one piece head	935PC	4.92
Sioux Chief • 961-6		
1 3/4" with toggle nut	SC9616	1.81
No. 1226		
2" with two piece head	937PC	8.27



(18)

Head and Hose

DESCRIPTION	STOCK NO	EACH
MR422-4	CS4224	14.62



(18)

Head Only

DESCRIPTION	STOCK NO	EACH
MR422	CSMR422	4.58



(18)

Dishwasher Hose



DESCRIPTION	STOCK NO	EACH
5/8" I.D. x 50'	58X50DWHO	88.23
7/8" I.D. x 50'	78X50DWHO	148.53

DESCRIPTION	STOCK NO	PER FOOT
5/8" I.D. x (Cut To Measure)	FTDWHO	1.76
7/8" I.D. x (Cut To Measure)	FTDWHO78	2.97

(18)

Disposal/Dishwasher Connector

Includes rubber sleeve and 2 micro-gear clamps.



STOCK NO	EACH
DIDICO	3.46

(18)

Air Gap

Prevents backflow of dishwasher into the water system. White plastic body.



DESCRIPTION	STOCK NO	EACH
Polished Chrome	DIWAAIGA	5.35
Chrome	DB8000E	3.23

(18)

TurboVent

Self-Cleaning Air Admittance Valve. Certified by ASSE to 1050 and 1051.



SIZE	STOCK NO	EACH
1 1/2" PVC	SC25011P	20.90

(16de)

Air Gap

To prevent backflow of dishwasher into water systems. Molded polypropylene.



DESCRIPTION	STOCK NO	EACH
Chrome	DE72020	25.34
Arctic Stainless	DE72020AR	31.44
Venetian Bronze	DE72020RB	32.32
Brilliance Stainless	DE72020SS	32.32
Black Matte	DE72020BL	41.05

(21)

Studor PVC Vents

Wisconsin code approved Air Admittance Valve.



DESCRIPTION	STOCK NO	EACH
Mini	ST20341	53.34
Redi	ST20299	26.59
Maxi	ST20342	92.59

Drain, Branch or Stack Size	Vent Size	Max. DFUs on Branch	Max. DFUs on Stack	Studor AAV
1 1/2"	1 1/4" - 1 1/2"	3	8	Mini
2"	1 1/4" - 2"	6	24	Mini/Maxi
3"	1 1/2" - 3"	20	72	Mini/Maxi
4"	2" - 4"	160	500	Mini/Maxi

(18)

Pro-Vent Automatic Plumbing Vent

STOCK NO	EACH
PROVENT	3.09



Miscellaneous Rubber Goods ⁽²¹⁾

rubbersales.com

Closets & Urinals



Tank to Bowl Gasket

STOCK NO EACH

Kohler type
KIW209.....2.66

Sponge Rubber for urinal & water closet flush valves

KIW208.....1.83

Bolt Gasket

KIW248......20



Closet Tank to Bowl Bolt Set

STOCK NO EACH

KIB18.....5.99



Sponge Rubber Closet Bowl Cushions

Wide flange with bolt holes.
6³/₄" O.D. x 3¹/₂" I.D.



THICKNESS STOCK NO EACH

⁹/₁₆" KIG15W 5.00

1" KIG17W 6.33

Sponge Rubber Closet Bowl Cushions

Ring Type
5⁵/₈" O.D. x 3¹/₂" I.D.



THICKNESS STOCK NO EACH

⁹/₁₆" KIG15 3.66

³/₄" KIG16 5.99

1" KIG17 5.33

Wall Hung Urinal

N/A KIG18 5.66

NOTE: KIG18 is NOT for use with American Standard, Gerber or Sloan

Flanged Spud Washers

Black



SIZE STOCK NO EACH

1" KIW316 1.67

1¹/₄" KIW320 1.17

1¹/₂" KIW321 1.17

2" KIW322 1.67

Lavs, Sinks, & Bath

Bath & Basin Stoppers

Heavy C.P. Post and Key Ring



SIZE STOCK NO EACH

1¹/₄" KIS8283

Square Cut Slip-Joint Washers

DESCRIPTION STOCK NO EACH

1¹/₄" Std/Med KIW30427

1¹/₂" Std KIW30527

1¹/₂" Med KIW305A33

2" Std KIW30640

1¹/₄ X 1¹/₂" KIW30930



W-251A Sink Connection Washer

Cloth Inserted



STOCK NO EACH

KIW251A......40

Neoprene Union Washers

Red Rubber, 3/32" Thick



NO SIZE STOCK NO EACH

W-475 (Oversize) ³/₄" KIW47550

W-476 1" KIW47650

W-478 1¹/₂" KIW47867

Waste & Overflow Washer

Molded Black Rubber.
3⁷/₃₂" O.D. x 2⁵/₁₆" I.D. x ³/₁₆" to ⁵/₆₄" thick



NO STOCK NO EACH

W-501..... KIW501 2.26

W-53 Crane "Dial-Ese" Type Washers



STOCK NO EACH

KIW53......27

R60 Faucet "O" Ring Kit

180 "O" Rings in 15 assorted sizes



STOCK NO EACH

KIR60.....15.60



KIW276



KIW285

Beveled Slip-Joint Washers

Dimensions

NUMBER	DIAMETER	HOLE	HEIGHT
KIW276	2 ³ / ₃₂ "	³ / ₈ "	³ / ₈ "
KIW285	1 ³ / ₁₆ "	⁵ / ₁₆ "	⁵ / ₁₆ "

Purpose

KIW276 1/2" nut, 3/8" tube
KIW285 Ballcock supply for 3/8" O.D. tubing

STOCK NO EACH

KIW276......20

KIW285......30

Watts Backflow Preventers ⁽¹⁸⁾

watts.com

VB-222 Backflow Preventer

Female Hose x Male Hose • 3/4"
Self-Draining, breakaway set screw



FINISH	STOCK NO	EACH
Plain Brass	VB222	14.24

Series 8 Atmospheric Type Backflow Preventers

Prevents flow of contaminated water back into potable water supply. Male/female hose threads. For service sinks, pools, wash racks, etc.



No 8

3/4", removable

FINISH	STOCK NO	EACH
Plain Brass	WA348	72.38

No 8A

3/4", non-removable

FINISH	STOCK NO	EACH
Plain Brass	WA348A	95.18

No 8AC

3/4", non-removable

FINISH	STOCK NO	EACH
Chrome	WA348AC	117.68



Series N9-CD Backflow Preventers

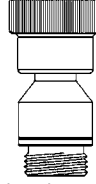
Hose Connection, Field Testable

"Non-removable" design. No need for break-away set screw. In-line field testable. To prevent high hazard backsiphonage backflow and low-head back pressure (10 ft or less).

Max. pressure: 125 lbs. Max. Temp: 180°F.

Use where indicated by code.

Brass with stainless steel chocks.



SIZE	STOCK NO	EACH
3/4" Hose Thread	WA34N9CD	207.49

No. 9D Backflow Preventer

with Intermediate Atmospheric Vent

Brass body with stainless steel working parts, integral strainer and durable rubber discs.



PIPE SIZE	STOCK NO	EACH
-----------	----------	------

IPS

(Female Union Inlet and Outlet Connections)

1/2" WA129D 125.09

3/4" WA349D 125.04

Sweat

(Union Sweat End Connections)

1/2" WA129DS 125.09

Series 288A Anti-siphon Vacuum Breakers

For Hot or Cold Water

For high hazard cross connections not subject to continuous pressure - 6" above flood rim. Series 288A vacuum breakers are designed to prevent back-siphonage of contaminated water into a potable water supply. Maximum temperature 180°F at 125 lbs. working pressure.



PIPE SIZE	STOCK NO	EACH
Plain Brass		
1/2"	WA12288A	121.30
3/4"	WA34288A	142.35
1"	WA1288A	206.59

Series LF800M4FR Anti-Siphon Pressure Vacuum Breaker

With repeatable built-in relief valve for freeze protection. Allows internal pressure to be relieved as the backflow preventer freezes. Test cocks are positioned at the lowest point to allow ease in draining the body during winterization. 140° Max.



PIPE SIZE	STOCK NO	EACH
3/4"	WA34800VB	453.54
1"	1800VB	357.92
1 1/4"	WA114800VB	1145.66
1 1/2"	WA112800VB	1254.64
2"	WA2800VB	1295.97

(21)

Bonnet Assembly Kit

For the 1" 800M4, or the 1/2-1" 800M2

FOR	STOCK NO	EACH
800M4B	WA800M4BRK	64.58

Apollo
apollovalves.com

38-300 Series

Hose Connection Vacuum Breaker,
3/4" - Dual Check, Lead Free



FINISH	STOCK NO	EACH
Plain Brass	AP38LF30402	75.80

Watts Backflow Preventers ⁽¹⁸⁾

watts.com



Series 919-QT RPZ Dual Check Backflow Preventers

PIPE SIZE	STOCK NO	EACH
1/2"	WA12919QT	475.84
3/4"	WA34919QT	625.41
1"	WA1919QT	669.02
1 1/4"	WA114919QT	1100.61
1 1/2"	WA112919QT	1184.80
2"	WA2919QT	1350.77

919 Series Air Gap

SIZE	STOCK NO	EACH
1/2" - 1"	WA919AGC	106.69
1 1/4" - 2"	WA919AGF	126.78

Ball Valve Test Cock

For use with backflow preventers, isolation valve for gauges, isolation valves for small equipment lines.

- Full port ball valve design
- Screwdriver slot to open and close

VALVE SIZE	STOCK NO	EACH
1/8" M x 1/4" F	WAT1	62.58
1/4" M x 1/4" F	WAT2	76.29



Series 909EL Vent Elbow

Used with Series 909-AG air gap for connections to 3/4" through 1" backflow preventers on vertical installations.

STOCK NO	EACH
WA909ELC	99.42



Below are NOT RPZ Models
They are Double Check Valves

Series 7 Dual Check Backflow Preventers

PIPE SIZE	STOCK NO	EACH
3/4"	WA347U22	87.92
1"	WA17U22	92.02



TK-9A RPZ Analog Test Kit

STOCK NO	EACH
WATK9A	848.00



Watts Backflow Preventer Repair Kits ⁽²¹⁾

watts.com



909 Series Repair Kits

909 SERIES • 5 Year Rebuild Kits

Size	Mod. #	Stock #	Size	Mod. #	Stock #
3/4" - 1"	None	341RK909RT	3/4" - 1"	None	341RK909CK2
1 1/4" - 2"	None	1142RK909M1RT	1 1/4" - 2"	None	1142RK909M1CK2
1 1/4" - 2"	M1	1142RK909M1RT	1 1/4" - 2"	M1	1142RK909M1CK2
2 1/2" - 3"	None	2123RK909RT	2 1/2" - 3"	None	2123RK909CK2
4"	None	4RK909RT	4"	None	4RK909CK2

Size	Mod. #	Stock #	Size	Mod. #	Stock #
3/4" - 1"	None	341RK909CK1	3/4" - 1"	None	341RK909VT
1 1/4" - 2"	None	1142RK909M1CK1	1 1/4" - 2"	None	1142RK909M1VT
1 1/4" - 2"	M1	1142RK909M1CK1	1 1/4" - 2"	M1	1142RK909M1VT
2 1/2" - 3"	None	2123RK909CK1	2 1/2" - 3"	None	2123RK909VT
4"	None	4RK909CK1	4 - 6"	None	46RK909VT

REPAIR KIT #	SIZE	STOCK NO	PRICE
Model 909			
RK909VT	3/4" - 1"	341RK909VT	340.66
	1 1/4" - 2"	Use M1 Series Below	
	2 1/2" - 3"	2123RK909VT	671.08
	4 - 6"	46RK909VT	1427.94
RK909CK1	3/4" - 1"	341RK909CK1	213.46
	1 1/4" - 2"	Use M1 Series Below	
	2 1/2" - 3"	2123RK909CK1	861.64
	4"	4RK909CK1	1390.90
RK909CK2	3/4" - 1"	341RK909CK2	199.32
	1 1/4" - 2"	Use M1 Series Below	
	2 1/2" - 3"	2123RK909CK2	827.52
	4"	4RK909CK2	1317.80
RK909RT	3/4" - 1"	341RK909RT	140.36
	1 1/4" - 2"	Use M1 Series Below	
	2 1/2" - 3"	2123RK909RT	615.52
	4"	4RK909RT	810.96
RK909M1RT	1 1/4" - 2"	1142RK909M1RT	216.38
RK909M1CK1	1 1/4" - 2"	1142RK909M1CK1	412.78
RK909M1CK2	1 1/4" - 2"	1142RK909M1CK2	386.96
RK909M1VT	1 1/4" - 2"	1142RK909M1VT	629.66

REPAIR KIT #	SIZE	STOCK NO	PRICE
Model 800			
RK800MFRV	1"	1RK800MFRV	67.02

Model 188A/288A

RK188A288AT

SIZE	STOCK NO	EACH
1/4" - 3/8"	1438RK188A288AT	29.72
1/2"	12RK188A288AT	46.54
3/4" - 1"	341RK188A288AT	46.54
1 1/4"	114RK188A288AT	66.04




REPAIR KIT #	SIZE	STOCK NO	PRICE
Model 009			
RK009VT	1/2"	12RK009VT	164.72
	3/4" - 1"	341RK009VT	292.90
	1 1/4" - 2"	1142RK009VT	560.94
RK009CK1	1/2"	12RK009CK1	70.90
	3/4" - 1"	341RK009CK1	111.60
	1 1/4" - 2"	1142RK009CK1	226.62
	2 1/2" - 3"	2123RK009CK1	923.04
RK009CK2	1/2"	12RK009CK2	68.96
	3/4" - 1"	341RK009CK2	101.86
	1 1/4" - 2"	1142RK009CK2	201.76
	2 1/2" - 3"	2123RK009CK2	895.26
RK009RT	1/2"	12RK009RT	112.10
	3/4" - 1"	341RK009RT	124.28
	1 1/4" - 2"	1142RK009RT	257.80
	2 1/2" - 3"	2123RK009RT	348.94
Model 009M1			
RK009M1VT	1 1/4" - 2"	1142RK009M1VT	540.48
RK009M1CK1	1 1/4" - 2"	1142RK009M1CK1	222.72
RK009M1CK2	1 1/4" - 2"	1142RK009M1CK2	198.36
RK009M1RT	1 1/4" - 2"	1142RK009M1RT	199.32
Model 009M2			
RK009M2VT	3/4"	34RK009M2VT	207.12
	1"	1RK009M2VT	281.68
	1 1/4" - 1 1/2"	114112RK009M2VT	381.60
	2"	2RK009M2VT	529.26
RK009M2CK1	3/4"	34RK009M2CK1	59.46
	1"	1RK009M2CK1	107.22
	1 1/4" - 1 1/2"	114112RK009M2CK1	204.20
	2"	2RK009M2CK1	217.84
RK009M2CK2	3/4"	34RK009M2CK2	48.98
	1"	1RK009M2CK2	97.96
	1 1/4" - 1 1/2"	114112RK009M2CK2	191.04
	2"	2RK009M2CK2	193.96
RK009M2RT	3/4"	34RK009M2RT	119.40
	1"	1RK009M2RT	119.40
	1 1/4" - 1 1/2"	114112RK009M2RT	185.20
	2"	2RK009M2RT	187.62
Model 009M3			
RK009M3VT	3/4"	34RK009M3VT	207.12
RK009M3CK1	3/4"	34RK009M3CK1	59.46
RK009M3CK2	3/4"	34RK009M3CK2	48.98
RK009M3RT	3/4"	34RK009M3RT	124.28
Model 919			
RK919RT	1/2"	12RK919RT	112.10
	3/4"	34RK919RT	119.40
	1"	1RK919RT	124.28
	1 1/4" - 1 1/2"	114112RK919RT	150.60
	2"	2RK919RT	157.42
RK919CK1	1/2"	12RK919CK1	70.90
	3/4"	34RK919CK1	111.60
	1"	1RK919CK1	111.60
	1 1/4" - 1 1/2"	114112RK919CK1	204.20
	2"	2RK919CK1	217.84
RK919CK2	1/2"	12RK919CK2	68.96
	3/4"	34RK919CK2	101.86
	1"	1RK919CK2	101.86
	1 1/4" - 1 1/2"	114112RK919CK2	191.04
	2"	2RK919CK2	193.96
RK919VT	1/2"	12RK919VT	164.72
	3/4" - 1"	341RK919VT	292.90
	1 1/4" - 2"	1142RK919VT	381.60

Apollo Backflow Preventer ⁽¹⁸⁾

apollovalves.com

(18)
**4A Series
Backflow Preventers**



PIPE SIZE	STOCK NO	EACH
1/2"	124A203	464.44
3/4"	344A204	485.08
1"	14A205	497.47
1 1/4"	1144A206	939.21
1 1/2"	1124A207	980.49
2"	24A208	1124.98

**4A Series Reduced Pressure
Backflow Preventer**



Stainless Steel Body

SIZE	STOCK NO	EACH
2 1/2"	4A20902	3335.00
3"	4A20002	3513.66
4"	4A20A02	4287.86

4A Series Air Gap

SIZE	STOCK NO	EACH
1/2 - 1"	AGD4A1	75.03
1 1/4 - 1 1/2"	AGD4A112	91.89
2"	AGD4A2	113.04
2 1/2 - 6"	AGD4A6	130.46



Double Check Backflow Preventers

Stainless Steel Body with grooved monitored butterfly valves

SIZE	STOCK NO	EACH
4"	44ALF10A09	3870.99
6"	64ALF10C09	5598.04
8"	84ALF10E09	11017.42

Vacuum Breaker

Model PVBLF4A - Lead Free

With union-end ball valves.
Maximum Operating Pressure 150 psi
Design Pressure 300 psi
Temperature Range 33°F - 180°F



PIPE SIZE	STOCK NO	EACH
1"	AP14A50502	281.36

Vacuum Breaker

Model PVB4A - Leaded

With ball valve shut-offs.
Maximum Operating Pressure 150 psi
Temperature Range 33°F - 140°F



PIPE SIZE	STOCK NO	EACH
1"	AP1PVB4A505A2F	163.25

Double Check Valves

Model DCLF4A - A Series (Bronze)

Lead Free with ball valve shut-offs.
Maximum Operating Pressure 175 psi
Temperature Range 33°F - 180°F



PIPE SIZE	STOCK NO	EACH
1/2"	124ALF103A2F	236.47
3/4"	344ALF104A2F	268.34
1"	14ALF105A2F	319.95
1 1/4"	1144ALF106A2F	567.65
1 1/2"	1124ALF107A2F	669.21
2"	24ALF108A2F	846.32

**Apollo
Backflow Preventer**



PIPE SIZE	STOCK NO	EACH
IPS		
1/2"	AP404A33AM	74.65
3/4"	AP404A44AM	74.65
Sweat		
1/2"	AP404H33HM	74.65



(12)
**Apollo Model-CBBP
Carbonated Beverage**

Backflow Preventer Dual Check with Atmospheric Port

SIZE	STOCK NO	EACH
1/4" Flare x Flare	144C10101	127.76
3/8" Flare x Flare	384C10201	127.76



**Apollo 4C-100A Series
Carbonated Beverage**

Backflow Preventer Dual Check with Atmospheric Port

SIZE	STOCK NO	EACH
3/8" Male NPT	384C10202	127.77



Backflow Preventer Repair Kits ⁽²¹⁾

www.zurn.com

www.apollovalves.com

975 Series RPZ Repair Kit

Complete with rubber & springs.

SIZE	STOCK NO	EACH
1/4"-1/2"	1412RK975XL	96.00
3/4"-1"	341RK975XL	109.00
1 1/4"-1 1/2"-2"	1142RK975XL	220.00



720 Series Vacuum Breaker Repair Kit

Complete with rubber & springs.

SIZE	STOCK NO	EACH
1/2"-1"	121RK720A	133.00



720A Series Pressure Vacuum Breaker Assembly

Used in high hazard applications for protection and primarily suited for non-potable residential and commercial irrigation systems. A PVB valve with all bronze body and bonnet construction with a maximum water pressure 150 PSI and maximum water temperature 110° F makes it an ideal choice for industrial and commercial applications.

PIPE SIZE	STOCK NO	EACH
3/4"	34720A	186.00
1"	1720A	206.00
1 1/4"	114720A	896.00
1 1/2"	112720A	940.00
2"	2720A	1066.00



710 Series Pressure Vacuum Breaker Assembly

Protects against backsiphonage of contaminated water into the potable water supply where a potential high health hazard exists. With fewer parts and a lightweight, compact body, the Zurn Wilkins 710 Pressure Vacuum Breaker Assembly is a low-maintenance, cost-effective solution for high-hazard irrigation applications – commercial or residential. It also features a maximum pressure of 150 psi and a temperature range of 33°F to 140°F.

PIPE SIZE	STOCK NO	EACH
1"	1710	124.00



4A RP Total Rubber Kit

Includes: O-Ring Lubricant, Check Module Seat Disc & O-Ring, Cap O-Ring, RV Diaphragm, RV Brushing Face O-Ring, RV Seat O-Ring, RV Stem O-Ring, and RV Seat Disc.

SIZE	STOCK NO	EACH
1/2"	124A00309	121.20
3/4"	344A00409	121.20
1"	14A00519	121.20
1 1/4"-1 1/2"	1141124A00719	121.20
2"	24A00819	156.25



(21)

4A Complete Check Kits

DESCRIPTION	SIZE	STOCK NO	PRICE
First Check - Complete			
4A Series			
	1/2"	124A00303	98.04
	3/4"	344A00403	124.36
	1"	14A00503	125.95
	1 1/4 - 1 1/2"	114112A00703	157.84
	2"	2A00803	189.74
	2 1/2-3"	4A00003	728.87
	4"	4A00A03	835.11
Second Check - Complete			
4A Series			
	1/2"	124A00302	90.25
	3/4"	344A00402	117.98
	1"	14A00502	118.80
	1 1/4 - 1 1/2"	114112A00702	133.95
	2"	2A00802	165.77
	2 1/2-3"	4A00002	668.12
	4"	4A00A02	744.04

(21)

4A Series Complete Relief Kit

SIZE	STOCK NO	EACH
1/2"-1"	4A00505	119.54
1 1/4"-1 1/2"	4A00705	143.45
2"	4A00805	191.32
2 1/2"-6"	4A00C05	267.26

(21)

4A Series Rubber Relief Valve Kit

SIZE	STOCK NO	EACH
2 1/2"-6"	4A00C04	191.32

(21)

40 Series RPZ Complete Repair Kit

For discontinued back flow units

SIZE	STOCK NO	EACH
1/4"-1/2"	40003A1	316.34
3/4"-1"	40004A1	426.83
1 1/4"-2"	40007A1	647.76

(21)

40 Series 40RP Repair Kit

Rubber ONLY • For discontinued back flow units

SIZE	STOCK NO	EACH
1/4"-1/2"	40003A4	41.22
3/4"-1"	40004A4	116.45
1 1/4"-2"	40007A4	238.86

Reserved

Navien

Navien Condensing Tankless Water Heaters

Residential Warranty:
15-year Limited Heat Exchanger
5-year Limited Parts
1-year Limited Labor

Commercial Warranty:
3-year Limited Heat Exchanger
3-year Limited Parts
1-year Limited Labor

Advanced Series (NPE240A2)

- Stainless Steel Recirculating Pump
- Stainless Steel Insulated Buffer Tank



Navien NPE Series

GAS	STOCK NO	EACH
Natural Gas/LP	NPE240A2	2046.00
Natural Gas/LP	NPE240S2	1674.75

Model #	BTU Input Natural/Propane		Hot Water Output (GPM)		
	Min	Max	35°F Rise	45°F Rise	67°F Rise
NPE-240	19,900	199,900	11.2	8.7	5.6

(22)

NaviLink™ Wi-Fi Control

Allows adjusting water temperatures, access usage data, and receive diagnostic notifications all from using an app from their smartphone or tablet
Compatible with: NPE Water Heaters or NHB and NCB boilers (On page 707)



STOCK NO	EACH
PBCMAS001	211.20

PeakFlowE™ Anti-Scale System

- Scale inhibitor
- Free-installer Inlet Ball Valve
- Chemical-free and environment-friendly
- Increases flow rates
- 3/4" FNPT inlet/outlet



STOCK NO	EACH
----------	------

Compatible with: NPE Water Heaters or NCB-E boilers (On page 707)

PEAKFLOWS	189.75
Replacement Cartridge recommended to change out once every two years	
GWFC110GD	64.35

(22)

Backflow Damper Kit

Includes: Backflow Damper, Ready-link Comm. Cable, 4 Screws, and Installation Manual.
Required for venting up to 8 units



STOCK NO	EACH
30014367B	52.80

Cascading Cable

For use with NPE240 Series

STOCK NO	EACH
GXXX000546	23.10

UF Pump Wire

For use with NPE240 and NPE240ANG

STOCK NO	EACH
GXXX001319	16.50

Navien Valves

Plumb-Easy 3 Valve Set

Includes:

- 1 Hot Water Ball Valve and Purge/Drain Port
- 1 Cold Water Ball Valve and Purge/Drain Port
- 1 Recirculation Ball Valve and Purge/Drain Port
- 1 150 psi Pressure Relief Valve certified to ANSI Z21.22



For NPE-A Series • 3/4" Union x FTP

STOCK NO	EACH
GXXX002140	145.20

NaviCirc Recirculation Valve

Reduce the wait time for hot water at the faucet without the need for a dedicated recirculation return line.

- NaviCirc Recirculation Valve
- (2) 1/2" x 3/8" Flexible hoses & adapters



For NPE-A Series • 1/2" NPS Must use 30022163A (Above) If used for NPE240ANG

STOCK NO	EACH
30022965A	74.25

Tankless Water Heater Valve Kit with Relief Valve

FIPT Union x Press Connection. Designed to work with all brands of tankless water heaters.



SIZE	STOCK NO	EACH
3/4" Press	462NL06KIT	76.29

Ready-Link Manifold Wall/Rack Kits

Included in varying quantities based on kit:

- 3/4" x 3/4" Adapter
- 3/4" NPT Ball Valve
- 1 1/2" Gas Union
- 2" Copper End Cap
- 2" Copper Coupling
- 2 1/8" Strut Clamp
- Hardware Kit
- 3/4" Service Valves with PRV
- 1 5/8" x 18" Strut Channel (14ga)
- 3/4" x 24" SS Corrugated Flex Connector
- 3/4" x 30" Gas Flex Connector
- 3/4" x 18" SS Corrugated Flex Connector
- 1 1/2" FPT Galvanized Iron End Cap
- 1 7/8" OD Strut Clamp



UNITS	CONFIGURATION	STOCK NO	EACH
2	Side by Side	30019040A	1509.75
2	Back to Back	30019039A	1361.25
3	Side by Side	30019041A	2136.75
4	Side by Side	30019043A	2598.75
4	Back to Back	30019042A	2301.75

Ready-Link Rack

Base	GFFMKDIZUS005	470.25
Add-on Section	GFFMKDIZUS006	326.70

NPE Remote Control

STOCK NO	EACH
NPE-2 & NPN Series	
30022717B	92.40



IBC Intergas



SFT Superflow Tankless Water Heater

15-year Limited Residential heat exchanger 5-year parts warranty.

A total of 4 moving parts
Easy to install, maintain and service
Sleek wall mounted space saving design
New illuminated touchscreen control display panel
Built-in mixing valve prevents temperature change

- Proven patented Labyrinth heat exchanger
- Innovative state of the art electronics control the gas valve, fan and ignition
- Fully integrated copper waterway
- Fully condensing one piece heat exchanger
- Up to 5.2 GPM continuous at a 70°F rise
- Low NOX emissions
- Vents with PVC - 3" Schedule 40
- 3/4" NPT Cold Water Inlet and Hot Water Inlet
- 3/4" NPT Gas Inlet
- 3/4" Hose Condensate Outlet
- 17.7"W x 29.8"H x 10.9"D

GAS	STOCK NO	EACH
Natural Gas/LP	SFT199	1668.88

Model #	BTU Input Natural gas		Hot Water Output (GPM)		Temp. Range
	Min	Max	Min. Flow	Max Cap @50°F	
SFT199	28,500	199,000	.5	7.2	50-140°F

POU Water Heater Accessories

Plumb-Easy Valve Kit

For All Tankless Water Heaters, NCB-H & NFC-H

3/4" FIP swivel x 3/4" sweat



STOCK NO	EACH
GXXX002139	110.55

(22)

ZEP-1 Stainless Steel Expansion Tank and Shock Arrester

- For use with Tankless/POU Water Heaters with 2 gallons or less of total water volume
- Tank has a 50 PSI factory precharge
- Air charge can be adjusted, Max 150 PSI
- NSF61 Certified, Max Temp 140°F
- 1/2" NPT Water Connection



STOCK NO	EACH
ZEP1	43.28

A.O. Smith Residential Water Heaters ⁽¹⁹⁾

hotwater.com



A.O. Smith ENT/ENS/ENL Series

PROLINE 240v Electric Water Heaters

- With Brass Drain Valve and T&P Valve.
- DYNACLEAN™ Diffuser Dip Tube, Dual Element.
- .93 Uniform Energy Factor (UEF).
- 6 year tank/ 6 year parts warranty

MODEL	GALLON CAPACITY	FIRST HOUR RATING GALLONS	JACKET HEIGHT	JACKET DIA.	ELEMENT WATTAGE STD.	STOCK NO	EACH
Tall Models							
ENT-30	30	48	46½"	19"	4500	ENT30	896.00
ENT-40	40	53	60¼"	18"	4500	ENT40	719.60
ENT-50	50	62	60½"	20½"	4500	ENT50	858.20
Short Models							
ENS-40	40	55	49¾"	20½"	4500	ENS40	751.80
ENS-50	50	57	49¾"	23"	4500	ENS50	821.80
Lowboy Models							
ENL-40	38	50	33½"	26"	4500	ENL40	1002.40
ENLB-50	48	60	34"	26½"	4500	ENLB50	1017.80

Voltex® AL Smart Hybrid Electric Heat Pump Water Heater with Anti-Leak Technology



Commercial-Grade Residential

Absorb ambient heat from the surrounding air to heat water using a compressor

- Self-contained heat pump unit is integrated into the top of the tank
- Backup electric elements can supplement the heat pump depending on operating mode, environmental conditions and hot water demand
- iCOMM smart connectivity
- Leak protection technology
- Quiet operation
- Flexible design
- Electronic controls
- 10 year limited warranty
- 3.88 Uniform Energy Factor (UEF).

MODEL	TANK CAPACITY IN GALLONS	RATING STORAGE VOLUME	UEF	FIRST HOUR RATING (GALLONS)	HEIGHT	DIAMETER	STOCK NO	EACH
Natural Gas								
HPTS-50	50	46	3.80	65	63"	22"	HPTS50	2445.80
HPTS-66	66	67	3.70	82	61½"	26½"	HPTS66	3074.40
HPTS-80	80	82	3.88	95	69"	26½"	HPTS80	3701.60

Residential Extended Warranty

(21)

A.O. Smith Extended Warranties

DESCRIPTION	STOCK NO	EACH
For use with Models:		
ENT30-40-50, ENS30-40-50, GCR30-40-50, GCRT40-50, GCRL30-40		
Stage I • 2-Year	AO9004328105	89.00
Stage I • 4-Year	AO9004329105	137.70
For use with Models: GPVL50, GPVT40-50, GPVX50L-75L		
Stage II • 4-Year	AO9006480105	217.35

A.O. Smith EJC/EJCS Series

PROLINE Specialty Electric Water Heaters

- Compact design, side-mounted plumbing and electrical connections.
- Environmentally-Friendly Non-CFC foam insulation minimizes heat loss.
- CSA certified and ASME rated T&P relief valve.
- Meets Federal energy efficiency standards.
- 6 year tank/ 6 year parts warranty

MODEL	GALLON CAPACITY	JACKET HEIGHT	JACKET DIA.	ELEMENT WATTAGE STD.	STOCK NO	EACH
Compact Models						
EJC-6	6	15¼"	14½"	1650	EJC6	466.20
EJC-6-277	6	15¼"	14½"	2500	EJC6277	466.20
EJC-10	10	18¼"	16"	1650	EJC10	641.20
EJC-10-277	10	18¼"	16"	1500	EJC10277	641.20
EJCS-20	19	24¾"	18"	2500	EJCS20	694.40

A.O. Smith ProLine Mobile Home Direct Gas Water Heater Series 400

Commercial-Grade Residential

- Complies with HUD standards for manufactured housing installation
- Gas control convertible for natural and propane gas
- Side-mounted ¾" cold water inlet
- Direct vent models package with bottom intake air vent
- Optional ducted air inlet kit for direct vent models
- Green Choice® Gas Burner
- Coregard™ anode rod
- Blue Diamond® Glass Coating
- Enhanced-flow brass drain valve
- CSA certified and ASME rated T&P relief valve
- 6 year limited tank/ 2 year limited parts warranty
- .59 Uniform Energy Factor (UEF).



MODEL	TANK CAPACITY IN GALLONS	FIRST HOUR RATING NATURAL	JACKET 90° F RISE	JACKET W/DIVERTER	ELEMENT WATTAGE DIA.	OUTLET	STOCK NO	EACH
Natural Gas								
FMDV-30	30	30,000	31	61°	18"	3"	FMDV30	1152.20
FMDV-40	40	32,000	33	61¼°	20"	3"	FMDV40	1297.80

(21)

Mobile Home Direct Gas Water Heater Roof Jack

This water heater must have a properly-installed draft hood and be connected to a listed roof jack that terminates to the outdoors. The roof jack vent pipe must be secured to the draft hood with sheet metal screws.



LENGTH BETWEEN ROOF & CEILING	STOCK NO	EACH
12" (Non-Adjustable)	AO100093832	319.00
13"-32" (Adjustable)	AO100285333	342.00
32"-60" (Adjustable)	AO100093834	544.00
36"-95" (Adjustable)	AO100285414	705.00



A.O. Smith Residential Water Heaters ⁽¹⁹⁾

Flammable Vapor Ignition Resistant C-3 Technology™ Water Heaters

hotwater.com

GCR Series ProLine®

Atmospheric Vent Models

- With Brass Drain Valve
- Installed T&P Valve
- DYNACLEAN™ Diffuser Dip Tube
- 6 year tank/ 6 year parts warranty
- Uniform Energy Factor (UEF) for Natural Gas

MODEL NO	UEF	STOCK NO	EACH
Natural Gas			
GCR-40	.66	GCR40N	901.60
GCR-50	.62	GCR50N	1016.40
L.P. Gas			
GCR-40		GCR40L	957.60
GCR-50		GCR50L	1072.40



Model #	Tank Capacity in Gallons	Input BTU/Hr Natural	Gal/hr Recovery 90°F Rise*	Jacket Height W/Diverter	Jacket Dia.	Flue Size
GCR-40	40	40,000	42	61¾"	20"	3 or 4"
GCR-50	50	40,000	43	60¾"	22"	3 or 4"

GCRL Series ProLine®

Atmospheric Vent Models • Short Models

- With Brass Drain Valve
- Installed T&P Valve
- DYNACLEAN™ Dip Tube
- 6 year tank/ 6 year parts warranty
- Uniform Energy Factor (UEF) for Natural Gas

MODEL NO	UEF	STOCK NO	EACH
Natural Gas			
GCRL-40	.59	GCRL40N	933.80
GCRL-50	.62	GCRL50N	1327.20
L.P. Gas			
GCRL-40		GCRL40L	989.80



Model #	Tank Capacity in Gallons	Input BTU/Hr Natural	Gal/hr Recovery 90°F Rise*	Jacket Height W/Diverter	Jacket Dia.	Flue Size
GCRL-40	40	40,000	41	51½"	22"	3 or 4"
GCRL-50	50	40,000	43	53¾"	24"	3 or 4"

GCRT Series ProLine®

Atmospheric Vent Models

- With Brass Drain Valve
- Installed T&P Valve
- DYNACLEAN™ Dip Tube
- 6 year tank/ 6 year parts warranty

MODEL NO	UEF	STOCK NO	EACH
Natural Gas			
GCRT-50	.61	GCRT50N	1031.80



Model #	Tank Capacity in Gallons	Input BTU/Hr Natural	Gal/hr Recovery 90°F Rise*	Jacket Height W/Diverter	Jacket Dia.	Flue Size
GCRT-50	50	50,000	54	60¾"	22"	4"

FCG Series

- With T&P Valve
- 6 year tank/ 6 year parts warranty

MODEL NO	UEF	STOCK NO	EACH
Natural Gas			
FCG-75	.60	FCG75N	1792.00
L.P. Gas			
FCG-75		FCG75L	1848.00



Model #	Tank Capacity in Gallons	Input BTU/Hr Natural	Gal/hr Recovery 90°F Rise*	Jacket Height W/Diverter	Jacket Dia.	Flue Size
FCG-75	75	76,000	80	61"	26½"	4"

Natural Gas

GCB Series ProLine® Blanketed Water Heater

Atmospheric Vent Models

- Intelligent Control Logic.
- GREEN CHOICE® gas burner.
- DYNACLEAN™ Dip Tube.
- COREGARD™ anode rod.
- Push-button piezo ignitor.
- Enhanced-flow Brass Drain Valve,
- CSA Certified and ASME rated T&P relief valve.
- 6 year tank/ 6 year parts warranty.

MODEL NO	UEF	STOCK NO	EACH
Natural Gas			
GCB-40	.65	GCB40N	936.60
L.P. Gas			
GCB-40		GCB40L	992.60



Model #	Tank Capacity in Gallons	Input BTU/Hr Natural	Gal/hr Recovery 90°F Rise*	Jacket Height W/Diverter	Jacket Dia.	Flue Size
GCB-40	40	40,000	42	61¾"	18"	3 or 4"

GCG Series ProLine® Gas Water Heater

Atmospheric Vent Model

- Intelligent Control Logic.
- GREEN CHOICE® gas burner.
- DYNACLEAN™ Dip Tube.
- COREGARD™ anode rod.
- Push-button piezo ignitor.
- Enhanced-flow Brass Drain Valve,
- CSA Certified and ASME rated T&P relief valve.
- 6 year limited tank/parts warranty.

MODEL NO	UEF	STOCK NO	EACH
Natural Gas			
GCG-50	.62	GCG50N	1016.40



Model #	Tank Capacity in Gallons	Input BTU/Hr Natural	Gal/hr Recovery 90°F Rise*	Jacket Height W/Diverter	Jacket Dia.	Flue Size
GCG-50	50	40,000	41	60¾"	21"	3 or 4"

A.O. Smith Residential Water Heaters ⁽¹⁹⁾

hotwater.com

GPHE/GDHE Vertex Series

90% Thermal efficiency

with T&P Valve

6 Year tank/ 6 year parts warranty



The Vertex provides all the hot water of a larger water heater in a standard 50-gallon footprint. The versatile power-vent design allows combined vertical and horizontal vent runs of up to 128 equivalent feet. the Intelli-Vent™ Gas Control gives more precise control of the water temperature.

POWER VENTS USING PVC PIPE

Combined vertical and horizontal vent runs terminating through an outside wall, using Schedule 40 PVC pipe.

- Using 2" pipe, vents up to 25 equivalent feet
- Using 3" pipe, vents up to 65 equivalent feet
- Using 4" pipe, vents up to 128 equivalent feet

MODEL STOCK NO EACH

NOT Sealed - Natural Gas (90% Thermal Efficiency)

GPHE-50 GPHE50N 3887.80

Sealed - Natural Gas (96% Thermal Efficiency)

GDHE-50 GDHE50N 5105.80

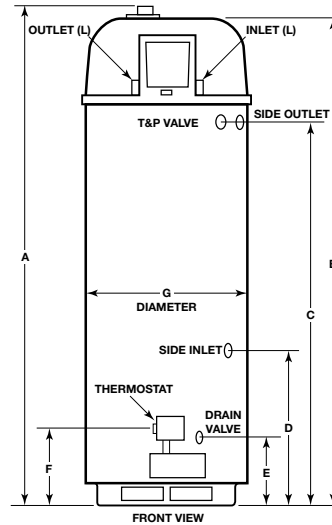
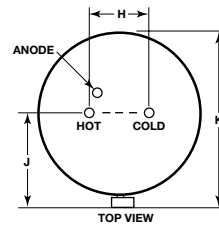
GDHE-75 GDHE75N 6202.00

LP Gas

GDHE-50 GDHE50L 5161.80

GDHE-75 GDHE75L 6258.00

Model #	Tank Capacity in Gallons	Input BTU/Hr Natural	Gal/hr Recovery 90°F Rise*	First Hour Recovery	Height	Side Outlet	Side Inlet	Drain	Dia.
GPHE-50	50	76,000	95	127	71 1/8"	52"	21"	9 1/8"	22"
GDHE-50	50	100,000	129	-	66 3/4"	49 1/4"	15 3/4"	3"	22"
GDHE-75	75	100,000	129	-	65 1/4"	45 5/8"	16"	3 3/4"	27 3/4"



A.O. Smith Residential Water Heaters ⁽¹⁹⁾

hotwater.com



ProLine® XE Series

ENERGY STAR® QUALIFIED

- All models meet the September 2010 ENERGY STAR® EF requirement and may also qualify for local utility and rebate programs
- Dynaclean™ II dip tube optimizes inlet water pressure to minimize cold water regions within the tank. The self-cleaning action also reduces sediment accumulation on the bottom of the tank.
- Hot-surface ignitor is more robust and reliable than standing pilot, and reduces energy consumption
- Built-in heat traps on the water inlet and outlet reduce the amount of heat lost through piping
- 2-inch, thick, "Environmentally-Friendly" foam insulation reduces the amount of heat loss and contributes to overall energy efficiency

BLUE DIAMOND® GLASS COATING

- An A. O. Smith exclusive provides superior corrosion resistance compared to the industry-standard glass lining

VERSATILE POWER VENT DESIGN

- All models feature an exclusive 3-position rotatable blower outlet which adds flexibility
- Combined horizontal and vertical vent runs up to 180 equivalent feet with 4" diameter venting (ABS, PVC, CPVC and polypropylene)
- All models are equipped with a protected sensor that detects the presence of flammable vapors and automatically disables the burner to prevent ignition
- Air intake snorkel elevates the inlet location of combustion air to prevent flammable vapors from entering the sealed combustion chamber
- Reduced NOx emissions comply with air quality management district regulations

USER-FRIENDLY

- State-of-the-art electronic gas control provides more precise temperature control
- LED control light displays operation status and diagnostics information
- Factory-installed T&P and a durable, tamper-resistant brass drain valve are positioned for service accessibility

AVAILABLE IN NATURAL GAS AND PROPANE
6-YEAR LIMITED TANK AND PARTS WARRANTY

PROLINE XE Power Vent Water Heaters

Natural Gas • Hi-Boy
.72 Uniform Energy Factor (UEF).

STOCK NO	EACH
GPVT40N	1808.80
GPVT50N	1960.00

Side Loop Fittings

GPVX50LN	3035.20
GPVX75LN	2298.80

L.P. Gas • Hi-Boy

STOCK NO	EACH
GPVT40L	1864.80
GPVT50L	2016.00

Side Loop Fittings

GPVX75LL	2354.80
--------------------	---------

Natural Gas • Lo-Boy

.72 Uniform Energy Factor (UEF).

STOCK NO	EACH
GPVL40N	1766.80
GPVL50N	1915.20

L.P. Gas • Lo-Boy

STOCK NO	EACH
GPVL40L	1822.80
GPVL50L	1971.20

PROLINE XE Direct Power Vent Water Heaters

Natural Gas
.72 Uniform Energy Factor (UEF).

STOCK NO	EACH
GPDT50N	2954.00

L.P. Gas

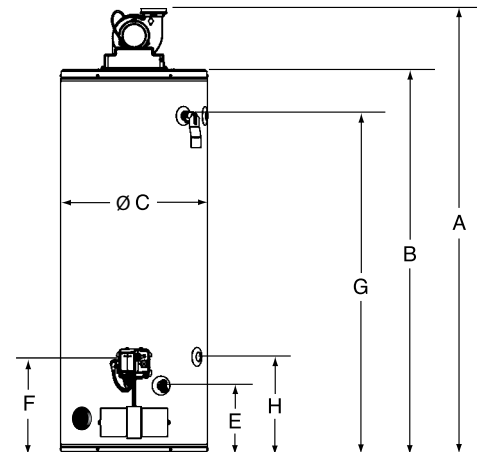
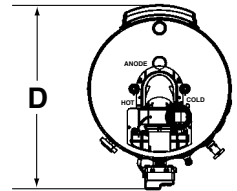
STOCK NO	EACH
GPDT50L	3010.00

XE Series SPECIFICATIONS

Stock #	1st Hr Gal	UEF	Gal. Cap.	BTU Input	Recovery 90°F Rise	R Value	Dimensions in Inches							Shipping Weight
							A	B	C	D	E	F	G	
GPVT-40	87	.70	40	50,000	56	8	68½"	59¼"	20"	27⅞"	11"	14¼"	53⅞"	176
GPVL-40	72	.67	40	40,000	45	8	59"	49⅞"	22"	29⅞"	11"	14¼"	42½"	174
GPVT-50	97	.72	50	50,000	56	8	68½"	58¾"	22"	29⅞"	11"	14¼"	51¾"	192
GPVL-50	79	.72	50	40,000	45	8	60½"	50¾"	24"	31⅞"	11"	14¼"	49¾"	198
GPDT-50	81	.72	50	45,000	50	-	67½"	58¾"	22"	29⅞"	11"	13¼"	51¾"	192
GPVX-50L	119	.73	50	62,500	69	16	65"	56¾"	22"	29⅞"	-	13"	50¼"	186
GPVX-75	116	.69	75	72,000	80	12	70⅞"	61¼"	26"	39⅞"	11"	14¼"	53"	277

Maximum Pipe & Elbows

Model #	2" Pipe	3" Pipe	4" Pipe
GPVT40	up to 50'	up to 125'	up to 180'
GPVL40	up to 50'	up to 125'	up to 180'
GPVT50	up to 50'	up to 125'	up to 180'
GPVL50	up to 50'	up to 125'	up to 180'
GPDT50	up to 50'	up to 125'	up to 180'
GPVX50L	-	up to 80'	up to 120'
GPVX75	-	up to 50'	up to 125'



Water Leak Detectors

moen.com

tacomfort.com

MOEN®

(16)

Flo by MOEN

Includes:

- Flo by Moen device
- Threaded brass tailpieces
- Power supply
- Spare O-Rings
- Spacer

Features:

- Mobile App with real time notifications, water usage analysis, and goal setting features.
- Remote shut-off – from the mobile application, user has the ability to shut-off water wherever they are.
- Automatic shut-off – Senses a catastrophic leak in the home and it will automatically shut off the water supply to prevent damage.
- Proactive 24/7 monitoring with preventative alerts.
- Microleak™ technology – daily tests to ensure your plumbing is secure.

Operates on Power Supply.

WATER LINE SIZE	STOCK NO	EACH
3/4"	MO900001	477.85
1"	MO900006	526.65
1 1/4"	MO900002	766.07



POPULAR SCIENCE
BEST OF WHAT'S NEW
2018
AWARD WINNER

Taco Comfort Solutions™



(24)

LeakBreaker® Water Heater Shut-Off

Consists of a control unit, a valve with actuator and a sensor. This resettable, testable protection device can be installed on any style water heater to shut off the incoming water supply, preventing additional water flow to a damaged water heater. The two-color LED light and audible alarm lets you know the status of LeakBreaker at all times.

Operates on Batteries or Power Supply.

STOCK NO	EACH
TALB075	211.70

(24)

SmartPlug® Instant Hot Water Control

The patented SmartPlug lets you upgrade any existing hot water recirculation pump with a power cord to "Smart" operation which can save up to 12,000 gallons of water per year by eliminating wait time for hot water. Connect to 110V power outlet then plug the circulator power cord into SmartPlug and the sensor (included) mounts to the hot water pipe supply.

Records daily hot water usage and automatically adjusts circulator run time.

STOCK NO	EACH
TASP115	133.64



RECTORSEAL

rectorseal.com



(18)

TripleGuard Active All-in-One Shutoff

Features:

- Water heater supply line automatic shut off unit
- Leak Detector with 10' cable
- Battery operated (batteries included)
- Audible sound when leak is detected
- Easy installation

Operates on Batteries, No Power Supply.

STOCK NO	EACH
RE97720	248.20

A.O. Smith Commercial Water Heaters ⁽²⁰⁾

hotwater.com

BT Series

Conservationist®

- Fully Automated Controls with Safety Shutoff
- Green Choice® Gas Burner
- Blue Diamond® Glass Coating

MODEL NO STOCK NO EACH

Natural Gas

BT-60 BT60N 3578.18

Model	Input BTU/Hr	Recovery GPH 100° Rise	Jacket Height W/Diverter	Jacket Dia	Draft Hood	Approx Gallon Cap
BT60	60,000	58	59¾"	24"	4"	55



BT Series

Conservationist®

- PermaGlas® glass lining prevents tank corrosion
- Small diameters & shorter heights for installation ease
- Handhole cleanout for easy maintenance
- Automatic safety shutoff if pilot is extinguished

MODEL NO STOCK NO EACH

Natural Gas

BT-80 BT80N 5009.97

BT-100 BT100N 6208.34

Model	Input BTU/Hr	Recovery GPH 100° Rise	Jacket Height W/Diverter	Jacket Dia	Draft Hood	Approx Gallon Cap
BT80	75,100	73	61½"	26½"	4"	74
BT100	75,100	73	68¾"	27¾"	4"	98



Leg Kit

For BL & BT Conservationist® Series

STOCK NO EACH

AO9006645005 257.00

(21)

DURA-POWER™ Series

Lowby Models

Designed for use as a recovery heater having its own storage tank and meets the standby loss requirements of the USDE. 208 Volts • 2000 Watts

MODEL NO STOCK NO EACH

DEL-6 DEL6S2K 1290.96

DEL-10 DEL10S2K 1382.24

Stock No	Gallon Capacity	Height	Diameter	Recommended Fuse/Breaker	Wire Size AWG
DEL6S2K	6	15½"	14¼"	15	14
DEL10S2K	10	18¼"	18"	15	14



(21)

Element Conversion Kits

STOCK NO	VOLTS	WATTS	AMPS	RECOMMENDED FUSE/BREAKER	WIRE SIZE AWG	PRICE
AO100109477	208	4000	19.2	25	10	89.00
AO100109480	208	6000	28.8	40	8	89.00
AO100109487	240	4500	18.8	25	10	89.00
AO100109496	480	6000	12.5	20	14	89.00

Light-Service Electric Series

Designed for light duty commercial applications with intermittent hot water loads. Meets the standby loss requirements of the USDE. Two 4.5 kW zinc plated copper sheathed elements. Adjustable from 120° to 181°F. Certified to UL 1453 for commercial electricwater heater. Maximum working pressure 150 PSI.

MODEL NO STOCK NO EACH

LTE 80D 250 LTE80D250 1985.60

Stock No	Gallon Capacity	Height	Diameter	Volts	Watts
LTE 80D 250	80	60½"	24"	277	12200



(21)

LTE80250 Element Conversion Kit

STOCK NO	VOLTS	WATTS	AMPS	RECOMMENDED FUSE/BREAKER	WIRE SIZE AWG	PRICE
AO100293212	240	4500	18.8	25	10	35.00

BTH Cyclone Extra High Efficiency

Commercial Water Heater

94% thermal efficiency, advanced electronic controls, spiral wound flue tube, submerged combustion chamber improves efficiency, glass lined tank, easy installation.

MODEL NO	STOCK NO	EACH
----------	----------	------

NON-ASME Natural Gas Models

BTH120	BTH120N	11000.54
BTH150	BTH150N	14967.31
BTH199	BTH199N	13639.84
BTH250	BTH250N	14988.18
BTH300	BTH300N	19333.10
BTH400	BTH400N	21190.00
BTH500	BTH500N	24446.09

NON-ASME LP Gas Models

BTH199	BTH199L	13703.84
--------	---------	----------

ASME Natural Gas Models

BTH300	BTH300NA	22357.08
BTH400	BTH400NA	24486.51
BTH500	BTH500NA	26876.74



Stock Number	Input BTU/Hr	Recovery GPH 100° Rise	Jacket Height (Approx)	Jacket Dia (Approx)	Flue Size	Approx Gallon Cap
BTH120N	125	142	55½"	27¾"	3"	60
BTH150N	150	171	75"	27¾"	3"	100
BTH199N	199	227	75"	27¾"	3"	100
BTH250N	250	273	75"	27¾"	3"	100
BTH300N	300	360	75¼"	33¼"	4"	119
BTH400N	400	480	75¼"	33¼"	4"	119
BTH500N	500	576	75¼"	33¼"	4"	119

Air fill pressure 12 PSI, relief valve pressure 30 PSI. Average system temperature 200° above sizing, based on "average" size system.

(21)

BTH 3" Concentric Vent Kit

For Models BTH120/150/199/250

SERIES	STOCK NO	EACH
100/101 or 200/300	AO9006328005	160.00

(21)

BTH 6" Concentric Vent Kit

For Models BTH300/400/500

SERIES	STOCK NO	EACH
100/101	AO9006144005	970.00
200/300	AO9008841005	849.00

Replacement Parts
on Page 514

BTX Cyclone Xi

Commercial Water Heater

96% thermal efficiency, advanced electronic controls, spiral wound flue tube, submerged combustion chamber improves efficiency, glass lined tank, easy installation.

MODEL NO	STOCK NO	EACH
----------	----------	------

Not Sealed

BTX-80 (NOT Sealed)	BTX80N	5172.97
---------------------	--------	---------

Sealed NSF

BTX-100	BTX100N	7461.49
---------	---------	---------

Stock Number	Input BTU/Hr	Recovery GPH 100° Rise	Jacket Height (Approx)	Jacket Dia (Approx)	Drain	Approx Gallon Cap
BTX80N	76,000	83	70¾"	22"	3"	50
BTX100N	100,000	116	68½"	22"	3"	50



BTR MasterFit® 80+

Commercial Gas Water Heater

Fully automatic controls with safety shut-off, Glass-lined tank, Foam insulation, Handhole cleanout, Intermittent ignition device, Flame response less than one second, Draft diverter has automatic motorized flue damper minimizes standby losses, Maximum working pressure is 160 psi, Adjustable thermostat with a 120 -180°F range.

MODEL NO	STOCK NO	EACH
----------	----------	------

Natural Gas

BTR120	BTR120N	9704.37
BTR154	BTR154N	12331.93
BTR197	BTR197N	10043.41
BTR199	BTR199N	9845.20
BTR250	BTR250N	14357.04
BTR275	BTR275N	14951.66
BTR365	BTR365N	17105.87
BTR400	BTR400N	21371.26
BTR500	BTR500N	24079.66

LP Gas

BTR197	BTR197L	10107.41
--------	---------	----------

Stock Number	NG Input BTU/Hr	Recovery GPH 100° Rise	Jacket Height (Approx)	Jacket Dia (Approx)	Flue Size	Approx Gallon Cap
BTR120	120	116	59½"	27¾"	5"	71
BTR154	154	149	66½"	27¾"	6"	81
BTR197	199	193	68½"	27¾"	6"	100
BTR199	199	193	65"	30¼"	6"	81
BTR250	250	242	65"	30¼"	6or8"	100
BTR275	275	267	65"	30¼"	6or8"	100
BTR365	365	354	70¼"	27¾"	8"	85
BTR400	399	387	67½"	30¼"	8"	100
BTR500	500	479	73½"	27¾"	8"	85



(21)

T&P Valve

1" MIP, 4" Probe, CSA rating 500,000 BTUH @ 150 PSI
For Use With BTH, BTN & BTR Series

STOCK NO	EACH
AO9005903205	225.00

(21)

BTR Accessories

NSF Leg kit for BTR (except BTR-197 & 198)

STOCK NO	EACH
AO9003425205	132.00

Accessories

(21)

Conversion Kits

VENDOR NO	ELEMENT QTY	ELEMENT KW EACH	VOLTAGE	STOCK NO	EACH
100109163	6 Element	4.5KW	208V	AO100109163	460.00
100109164	6 Element	5KW	208V	AO100109164	460.00
100109169	9 Element	4KW	208V	AO100109169	585.00
100109179	6 Element	3KW	240V	AO100109179	460.00
100109176	6 Element	4.5KW	240V	AO100109176	460.00
100109194	6 Element	3KW	480V	AO100109194	460.00
100109192	6 Element	5KW	480V	AO100109192	460.00
100109193	6 Element	6KW	480V	AO100109193	460.00
100109197	9 Element	5KW	480V	AO100109197	585.00

* Items that are stocked at Goodin Co.

Models Allowed for Conversion	Desired Input		Conversion Kit No. at Desired Voltage			
	Total kW	Element kW	208V	240V	277V	480V
Models with 3 Elements	13.5	4.5	100109158	100109170	100109696	100109185
	15	5	100109159	100109171	100109697	100109186
	18	6	N/A	100109172	100109698	100109187*
Models with 6 Elements	18	3	100109165	100109179*	100109699	100109194*
	24	4	100109166	100109180	100109700	100109195
	27	4.5	100109163*	100109176*	100109701	100109191
	30	5	100109164*	100109177	100109702	100109192*
	36	6	N/A	100109178	100109703	100109193*
	36	4	100109169*	100109184	100109704	100109199
Models with 9 Elements	40.5	4.5	100109167	100109181	100109705	100109196
	45	5	100109168	100109182	100109706	100109197*
	54	6	N/A	100109183	100109707	100109198

DRE Series

All DRE stock models are 3-phase and include temperature and pressure relief valves, surface mounted thermostat, energy cut-off device and high temperature cut-off. Each of these heaters can be converted to 6-54KW, to 240 volts, and to single phase.



STOCK NO	EACH
DRE52135K	5918.30
DRE5218K	5925.38
DRE80135K	7514.40
DRE8018K*	7521.47
DRE8036KW	9337.94
DRE12015K	8658.56
DRE12018K	8747.23
DRE12036K	10646.61
DRE12054K	12388.00

* Dual Rated (18/24Kw 208/240V)

Stock No	Tank Cap'y Gallons	Jacket Height	Jacket Dia.	Depth W/Elect Box	Inlet/Outlet	No. of Elements and Thermostats	Element Wattage	Total KW Input	Volt.	Phase
DRE52135K	50	55 1/4"	21 1/4"	27	1 1/4"	3	4500	13.5	480	3
DRE5218K	50	55 1/4"	21 1/4"	27 1/4"	1 1/4"	6	3000	18	208	3
DRE80135K	80	60 1/4"	25 1/2"	31"	1 1/4"	3	3000	13.5	480	3
DRE8018K	80	59 1/4"	25 1/2"	31 1/4"	1 1/4"	6	3000	18/24	208/240	3
DRE8036KW	80	59 1/4"	25 1/2"	31 1/4"	1 1/4"	9	4000	36	208	3
DRE12015K	119	62 1/4"	29 1/2"	35 3/4"	1 1/4"	3	5000	15	208	3
DRE12018K	119	62 1/4"	29 1/2"	35 3/4"	1 1/4"	6	3000	18	208	3
DRE12036K	119	62 1/4"	29 1/2"	35 3/4"	1 1/4"	6	6000	36	480	3
DRE12054K	119	62 1/4"	29 1/2"	35 3/4"	1 1/4"	9	6000	54	208	3

Recovery Rate in Gallons Per Hour Temperature Rise °F

Standard KW Input	BTU/ Hour	30°	40°	50°	60°	70°	80°	90°	100°	110°	120°	130°	140°
6	20,478	82	62	49	41	35	31	27	25	22	21	19	18
9	30,717	123	92	74	62	53	46	41	37	34	31	28	26
12	40,956	164	123	98	82	70	61	55	49	45	41	38	35
13.5	46,075	184	138	111	92	79	69	62	55	50	46	43	40
15	51,195	205	154	123	102	88	77	68	61	56	51	47	44
18	61,434	246	184	148	123	105	92	82	74	67	61	57	53
24	81,912	328	246	197	164	140	123	109	98	89	82	76	70
27	92,151	369	276	221	184	158	138	123	111	101	92	85	79
30	102,390	410	307	246	205	176	154	137	123	112	102	95	88
36	122,868	492	369	295	246	211	184	164	148	134	123	113	105
40.5	138,226	554	418	333	277	237	208	185	166	151	138	128	119
45	153,585	615	461	369	307	263	230	205	184	168	154	142	132
54	184,302	738	553	443	369	316	277	246	221	201	184	170	158

*Figured at 1 KW (3413 Btu) = 4.1 gallons at 100°F temperature rise.
To determine recovery rate per minute, divide recovery rate per hour by 60.

Standard kW Inputs

kW Input	Model Numbers Tank Capacity in Gallons			Number of Elements	Element Wattage	Full Load Current in Amperes						
	50	80	119			Single Phase			Three Phase			
						208V	240V	277V	480V	208V	240V	480V
6	DRE-52-6	DRE-80-6	DRE-120-6	3	2,000	28.8	25	21.7	12.5	16.7	14.4	7.2
9	DRE-52-9	DRE-80-9	DRE-120-9	3	3,000	43.3	37.5	32.5	18.8	25	21.7	10.8
12	DRE-52-12	DRE-80-12	DRE-120-12	3	4,000	57.7	50	43.3	25	33.3	28.9	14.4
13.5	DRE-52-13.5	DRE-80-13.5	DRE-120-13.5	3	4,500	64.9	56.3	48.7	28.1	37.5	32.5	16.2
15	DRE-52-15	DRE-80-15	DRE-120-15	3	5,000	72.1	62.5	54.2	31.3	41.6	36.1	18
18	DRE-52-18	DRE-80-18	DRE-120-18	3*	6,000	86.5	75	65	37.5	50	43.3	21.7
24	DRE-52-24	DRE-80-24	DRE-120-24	6	4,000	115.4	100	86.6	50	66.6	57.7	28.9
27	DRE-52-27	DRE-80-27	DRE-120-27	6	4,500	129.8	112.5	97.5	56.3	74.9	65	32.5
30	DRE-52-30	DRE-80-30	DRE-120-30	6	5,000	144.2	125	108.3	62.5	83.3	72.2	36.1
36	DRE-52-36	DRE-80-36	DRE-120-36	6*	6,000	173.1	150	130	75	99.9	86.6	43.3
40.5	N/A	DRE-80-40.5	DRE-120-40.5	9	4,500	194.7	168.8	146.2	84.4	112.4	97.4	48.7
45	N/A	DRE-80-45	DRE-120-45	9	5,000	216.3	187.5	162.5	93.8	124.9	108.3	54.1
54	N/A	DRE-80-54	DRE-120-54	9	6,000	N/A	225	194.9	112.5	149.9	129.9	65

*208 volt models may contain three (3) additional elements.

RUUD Commercial Water Heaters ⁽²⁰⁾

ruud.com

Universal™ Series

- Space-saving tank design
- 125,000 - 270,000 BTU/Hr.
- System Sentinel™ LED diagnostics
- Multi-flue tank design

3-Year limited tank warranty

MODEL NO	STOCK NO	EACH
G75-125	G75125	8563.97
G82-156	G82156	9099.78
G100-200	G100200	8755.71
G100-270	G100270	14047.49

Stock No	Gallon Capacity	Height	Diameter	Input BTU/H	Shipping weight
G75125	75	65½"	26¼"	125,000	480 lbs.
G82156	82	68¾"	26¼"	156,000	490 lbs.
G100200	100	73⅞"	30¼"	199,900	780 lbs.
G100270	100	73⅞"	30¼"	270,000	805 lbs.



Triton® SU Base Series

- Built in Smart Monitoring Technology
- Integrated Wi-Fi with App
- Leak Detection System
- Replace Any Brand with Easy Retrofit Features

3-Year limited tank warranty

MODEL NO	STOCK NO	EACH
GHE100SU-200	GHE100SU200	12027.01
GHE100SU-300	GHE100SU300	16487.30
GHE100SU-400	GHE100SU400	19829.38

Stock No	Gallon Capacity	Height	Diameter	Input BTU/H	Thermal efficiency
GHE100SU200	100	77"	26⅝"	199,900	97%
GHE100SU300	100	77"	26⅝"	300,000	96%
GHE100SU400	100	77"	26⅝"	399,900	95%



Ruud Storage Tanks

Standard Commercial Hot Water Storage Tanks

- Porcelain enamel lined tank
- ASME construction available
- 2" rigid foam insulation
- Baked enamel steel jacket

GALLON	PSI	SIZE	STOCK NO	EACH
115	150	59¼" x 28¼"	ST120	2363.65
175	150	67¼" x 32¼"	ST175	5157.38



A.O. Smith Burkay® Gas-Fired Commercial Copper Boilers ⁽²⁰⁾

hotwater.com

HW Series

Burkay Copper Coil Boilers

- Copper Heat Exchanger
- Copper coil combustion chamber
- Thermal balancer
- Intermittent ignition (HW300-670 only)
- Hi-Lo Firing (HW520 & HW670 only) dual temperature controller (high temp and low temp) and a dual valve to provide high (100% of input) and low (38% of input on HW670; 50% on HW520) firing inputs.
- Models HW300-HW420 are equipped with a modulating valve variable between 100% to 38% of full input.



MODEL	STOCK NO	EACH
-------	----------	------

Natural Gas

HW225	HW225MN	7876.57
HW300	HW300N	10624.01
*HW399	HW399N	12946.11
*HW670	HW670N	17036.11

* CSD-1 Control Included

Model #	Input BTU/Hr	Recovery GPH 100° Rise	Jacket Height w/Diverter	Jacket Dia.	Height to Div/Top
HW225	225,000	217	53¼"	20¾"	33⅞"
HW300	300,000	298	65"	25¼"	43¼"
HW399	399,000	392	57⅞"	27"	45⅞"
HW670	670,000	656	68⅞"	27"	56¼"

Domestic Expansion Tanks

(24)

Therm-X-Trol Pressurized Diaphragm-type Expansion Tank

Use with potable water heaters only, Non-ASME. Maximum working pressure 150psig. Maximum working temperature 200°F.

TANK VOLUME	HT X DIA	SYSTEM CONNECTION (NPT)	STOCK NO	EACH
2	12⅝" x 8"	¾"	AMST5	73.84
4.4	13⅝" x 12"	¾"	AMST12	102.29
10.3	20⅞" x 12"	¾"	AMST25V	333.17
20	31⅝" x 15⅝"	1"	AMST42V	498.14

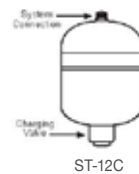
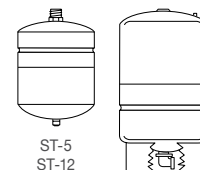
ST-C Series • ASME, potable water systems

6.4	18 x 12"	¾"	AMST12C150	2310.69
-----	----------	----	------------	---------

(24)

Zilmet Thermal & Well Tanks

TANK VOLUME	HT X DIA	SYSTEM CONNECTION (NPT)	STOCK NO	EACH
2.1	11 x 7.9"	¾"	ZEP5	57.10
4.8	13.7 x 10.6"	¾"	ZEP12	77.69
In-line				
9.2	14.6 x 15"	1"	ZHP104IL	200.27
Stand Model				
21.1	23.9 x 17.7"	1"	ZHP202	395.18



Water Heaters & Storage Tanks ⁽²⁰⁾

lochinvar.com



Copper-Fin® Gas Fired Water Heaters

This highly efficient product combines 82% efficiency with a simple, trouble free design, resulting in unequalled water heater durability, lime scale free operation and fewer service calls. Inlet water 1½" NPT and outlet water 2" NPT on 6¼" centers. 120 VAC / 2.5 AMP. 3 year limited warranty on heat exchanger.

BTU/HR	STOCK NO	EACH
199,999	CWN201PM	3714.23
270,000	CWN270PM	4353.43
360,000	CWN360PM	4909.49
399,999	CWN399PM	5126.27
500,000	CWN500PM	7456.67

STOCK NO	BTU/HR	PSI	GPH 100°F Rise	Vent Size	Gas Conn.	Dimensions H x W x D
CWN201PM	201,000	160	193	7"	¾"	29½" x 26½" x 21½"
CWN270PM	270,000	160	268	8"	¾"	29½" x 29½" x 21½"
CWN360PM	360,000	160	358	9"	1"	29½" x 35½" x 21½"
CWN399PM	399,999	160	397	10"	1"	29½" x 44½" x 22"
CWN500PM	500,000	160	497	10"	1"	34½" x 52½" x 22"

A.O. Smith Storage Tanks

Standard Commercial Hot Water Storage Tanks

150 PSI, 2" foam insulated, handhole clean-out, magnesium anodes. 5 year warranty.

GALLON	PSI	SIZE	STOCK NO	EACH
120	150	62" x 29 ¾"	TJV120M	2327.76
175	150	77" x 32"	TJV200M	6626.93
200	125	83" x 36"	TJV200A	6679.37



Laars Commercial Water Heaters ⁽²⁰⁾

laars.com



Laars Ultra-High Efficiency Water Heater

Commercial Natural Gas Water Heater

- Non-ASME Models
- Installed T&P Valve
- 115 Volt
- Electronic Ignition

MBH	STOCK NO	EACH
-----	----------	------

60 Gallon Tank

199,999 UHE60T199E3N 9984.30

100 Gallon Tank

199,999 UHE100T199E3N 13333.89

250,000 UHE100T250E3N 14881.89

300,000 UHE100T300E3N 15748.35

Model Number	Max. 3" PVC, ABS & CPVC	Max. 4" PVC, ABS & CPVC
UHE-60T-199	80 ft.	130 ft.
UHE-100T-199	100 ft.	150 ft.
UHE-100T-250	80 ft.	130 ft.
UHE-100T-300	60 ft.	110 ft.

GPV 200 Series SPECIFICATIONS

Mfg #	Thermal Efficiency	Gal. Cap.	BTU Input	1st Hour @ 100°F Rise	Recovery 100°F Rise	Dimensions in Inches							
						A	B	C	D	E	F	G	H
UHE-60T-199E-3N	92.0	60	199,999	265	223	57"	28¼"	42"	13"	53½"	5"	52½"	40"
UHE-100T-199E-3N	98.5	100	199,999	309	239	77⅞"	28¼"	63"	13"	74¾"	5"	73½"	60"
UHE-100T-250E-3N	97.0	100	250,000	364	294	77⅞"	28¼"	63"	13"	74¾"	5"	73½"	60"
UHE-100T-300E-3N	92.0	100	300,000	405	335	77⅞"	28¼"	63"	13"	74¾"	5"	73½"	60"

RUUD Residential Water Heaters ⁽¹⁹⁾

ruud.com

Achiever® Atmospheric Gas Series

- .58 - .64 UEF
- Eco-friendly burner, low NOx design
- 40 and 50 gallon capacities

6-Year limited tank & parts warranty

MODEL NO	STOCK NO	EACH
----------	----------	------

Natural Gas

PROG40-38N RU62	PROG40N	884.80
PROG50-38N RU60	PROG50N	1003.80
PROG40S-38N RU62 (Short)	PROG40SN	929.60

Propane

PROG40-36P RU62	PROG40L	940.80
PROG50-36P RU60	PROG50L	1059.80
PROG40S-35P RU62 (Short)	PROG40SL	985.60

Stock No	Gallon Capacity	Height	Diameter	Input BTU/H	UEF
PROG40N	40	61½"	19"	38,000	.58
PROG50N	50	61¼"	20½"	38,000	.64
PROG40SN	40	53¼"	21½"	38,000	.58
PROG40L	40	63¼"	19½"	36,000	.66
PROG50L	50	61¼"	20½"	36,000	.64
PROG40SL	40	53¼"	21½"	35,000	.58



Achiever Plus® Heavy Duty Gas Series

- Guardian System™ & sensor
- Low emission
- No matches required
- 75 gallon capacity

8-Year limited tank & parts warranty

MODEL NO	STOCK NO	EACH
----------	----------	------

Natural Gas

PRO+G75-76N RU	PROG75N	1726.20
----------------	---------	---------

Propane

PRO+G75-76P RU	PROG75L	1782.20
----------------	---------	---------

Stock No	Gallon Capacity	Height	Diameter	Input BTU/H	UEF
PROG75N	75	64"	26¼"	75,100	.61
PROG75L	75	64"	26¼"	75,100	.61



Achiever® Power Vent Gas Series

- Induced draft with the Guardian FVIR System
- Flexible venting options up to 100 feet
- 40 and 50 gallon tall and short capacities
- Integrated self-diagnostic system control, thermostat and gas valve
- SCAQMD rule 1121 compliant models available: 10ng/J NOx emissions

6-Year limited tank & parts warranty

MODEL NO	STOCK NO	EACH
----------	----------	------

Natural Gas

PROG40-40N RU67 PV	PROG40PVN	1841.00
PROG50-42N RU67 PV	PROG50PVN	1841.00

Propane

PROG40-36P RU67 PV	PROG40PVL	1825.60
PROG50-42P RU67 PV	PROG50PVL	1897.00

Stock No	Gallon Capacity	Height	Diameter	Input BTU/H	UEF
PROG40PVN	40	66¼"	19¼"	40,000	.69
PROG50PVN	50	65½"	21¼"	42,000	.68
PROG40PVL	40	66¼"	19¼"	36,000	.69
PROG50PVL	50	65½"	21¼"	42,000	.68



Achiever® Heavy Duty Power Vent Gas Series

- Induced draft with the Guardian FVIR System
- Flexible venting options up to 100 feet
- 60 and 75 gallon tall and short capacities
- Integrated self-diagnostic system control, thermostat and gas valve

8-Year limited tank & parts warranty

MODEL NO	STOCK NO	EACH
----------	----------	------

Natural Gas

PRO+G75-76N RU PV	PROG75PVN	2409.40
-------------------	-----------	---------

Propane

PRO+G75-76P RU PV	PROG75PVL	2465.40
-------------------	-----------	---------

Stock No	Gallon Capacity	Height	Diameter	Input BTU/H	UEF
PROG75PVN	75	71½"	26¼"	75,100	.59
PROG75PVL	75	71½"	26¼"	75,100	.59



Achiever® Electric Series

- .92 - .93 UEF
- Enhanced-flow brass drain valve
- 38 to 80 gallon capacities

6-Year limited tank & parts warranty

MODEL NO	STOCK NO	EACH
----------	----------	------

PROE40 T2 RU95	PROE40	705.60
PROE50 T2 RU95	PROE50	793.80
PROE38 S2 RU95 (Short)	PROE38S	821.80
PROE47 S2 RU95 (Short)	PROE47S	1075.20

Stock No	Gallon Capacity	Height	Diameter	UEF First Hour Rating	UEF
PROE40	40	60¾"	19¼"	55 GPH	.93
PROE50	50	58½"	20¼"	63 GPH	.93
PROE38S	38	31½"	23"	51 GPH	.92
PROE47S	47	32"	26¼"	54 GPH	.93



Professional Ultra Series Hybrid Electric Water Heater Gen 5

- Up to 4.0 UEF reduces operating cost
- Save up to \$480 per year in energy cost
- 4x More efficient than a standard electric tank
- Energy Star® rated
- 30 Amp without LeakGuard

10-Year limited tank and parts warranty

MODEL NO	STOCK NO	EACH
----------	----------	------

PROUH50 T2 RU375-30	PROUH50	2458.40
PROUH65 T2 RU375-30	PROUH65	3014.20
PROUH80 T2 RU375-30	PROUH80	3623.20

Stock No	Gallon Capacity	Height	Diameter	UEF First Hour Rating	UEF
PROUH50	50	61¾"	22¼"	67 GPH	3.88
PROUH65	65	64¾"	24¼"	75 GPH	4.05
PROUH80	80	74¾"	24¼"	87 GPH	4.07



Leak Sensor

Gen 5 Shut Off Valve Kit

STOCK NO	EACH
----------	------

SP21111	219.06
---------	--------



Professional Ultra Electric with LeakGuard Water Heater

- Designed to protect you home, allow remote temperature control and alert of potential issues
- Smart water heater with built-in leak detection, auto water shutoff valve and WiFi

10-Year limited tank and parts warranty

MODEL NO	STOCK NO	EACH
----------	----------	------

PROUE50 T2 RU92 CS	PROUE50	1101.80
--------------------	---------	---------

Stock No	Gallon Capacity	Height	Diameter	UEF First Hour Rating	UEF
PROUE50	50	58¾"	20¼"	63 GPH	.92



(21)

Water Heater Booster

- Increase deliverable hot water up to 45%
- Compact design
- Dimensions: 8¼" H x 12½" W x 3½" D
- Digital user interface
- Adjustable activation temperature 80-130°F
- Adjustable outlet temperature 80-140°F
- Set temperature in increments of 1°F
- Easy installation on new or existing water heater
- No need for additional electrical infrastructure if installed on existing electric water heater. Additional wiring maybe required for a gas tank installation.
- Field replaceable element

5-Year heating chamber and 1-year parts limited warranty

MODEL NO	STOCK NO	EACH
----------	----------	------

RTEX-AB7	RTEXAB7	479.48
----------	---------	--------

Stock No	KW	Volts	Max Amps	Breaker	Water Connections
RTEXAB7	7.2	240	30	1X30 AMP Double Pole	¾" NPT Fittings





BTH Cyclone Replacement Parts ⁽²¹⁾

Blower Assembly

STOCK NO	EACH
For 200 Series Models BTH 150-250	
AO100187864	1272.00
For 300 Series Models BTH 199	
AO100271923	1214.00
For 300 Series Models BTH 300-500	
AO100271887	2232.00
Gasket ONLY Burner to Blower Assembly	
For 300 Series Models BTH 300-500	
AO100187884	46.00
For Commercial Models BTH 100-250	
AO100111050	1227.00



Flame Sensor Rod

STOCK NO	EACH
For Models BTH 120-250	
AO9008868015	123.00
For Models BTH 300-500	
AO9008928015	174.00



Spark Igniter Assembly

STOCK NO	EACH
For Series 200/201, New Part #100191120	
AO9009027005	155.00
For 200 Series Models BTH 300-500	
AO100187881	228.00
For 300 Series Models BTH 120-250	
AO100271888	224.00
For 300 Series Models BTH 300-500	
AO100271889	274.00



Main Control Board

For Models BTH 120-250.

STOCK NO	EACH
AO100312667	280.00



Exhaust/Condensate Elbow Assembly

3" for BTH 120-250. 4" for BTH 300-500.

SIZE	STOCK NO	EACH
3"	AO9008908005	166.00
4"	AO9008909005	132.00



Gas Valve/Venturie Assembly

For Models BTH 120N.

STOCK NO	EACH
AO9008918005	546.00



Gas Valve

For Models BTH 150-250N.

STOCK NO	EACH
AO9008920005	567.00



Blocked Inlet Switch

2.3" for BTH 120, 300-500. For BTH 150-250.

SIZE	STOCK NO	EACH
2.3"	AO9008996015	72.00
N/A	AO9008866015	73.00



Blower Provider Switch

For BTH 120. 1.0" for BTH 150-500.

SIZE	STOCK NO	EACH
N/A	AO9008861015	77.00
1.0"	AO9008904015	77.00



Blocked Outlet Switch

2.0" For Models BTH 120-250N.

STOCK NO	EACH
AO9008905015	73.00



Screw-In Elements

STOCK NO	EACH
1500W 120V HWD Bilingual	
CA02143	8.64
4500W 240V HWD Bilingual	
CA02343	8.66
4500W 240V LWD Foldback Bilingual	
CA02583	12.10
4500W 240V ULWD LimeLife Foldback	
CA02923	27.40



Water Heater Apcom Thermostats

Apcom style universal Water Heater Thermostats. Energy efficient range setting adjustable from 110°F - 160°F. Built-in safety switch to help prevent the water heater from overheating.

STYLE	STOCK NO	EACH
Single Element w/HLC	CA07843	23.40



Thermocouple Kit - 24"

Kit contains a burner access door gasket, #20 Torx-head tool, four torx-head screws, four J-style clip-on nuts and a 24" thermocouple.

STOCK NO	EACH
CA09293	7.03



4" Element Wrench

Zinc plated, fits all screw-in elements (1 1/2" nuts). Works with most screw drivers.

STOCK NO	EACH
CA09943	6.59



Element Socket

Chrome plated, for easy replacement of screw-in water heater elements. Fits standard 1/2" socket drive.

STOCK NO	EACH
CA09953	16.45



Dielectric Nipples - 3/4" NPT

The 2 1/2" dielectric nipple is designed for use in water heater inlet and outlet hook-ups. The ends are 3/4" NPT tapered pipe thread, 2 1/2" in length. Sold in a 2-pack.

STOCK NO	EACH
CA10623	8.03



T&P Valves

3/4" NPT connection. Up to 150 PSI and/or 210°F.

DESCRIPTION	STOCK NO	EACH
4" Coated Probe	CA10473	19.98
3 5/16" Long Shank	CA10427	31.06



Plastic Water Heater Drain Valve

Reinforced plastic 3/4" NPT thread inlet and 3/4" NH thread outlet with 2 1/2" shank. Easy grip handle.

STOCK NO	EACH
CA11523	4.88



Collapsible Bucket

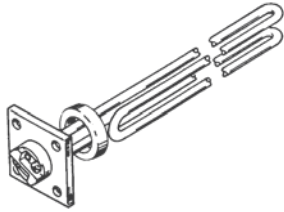
SIZE	STOCK NO	EACH
3 Gallon	CA42993	15.85



Electric Parts

Master-Fit® Electric Heater Flanged Elements

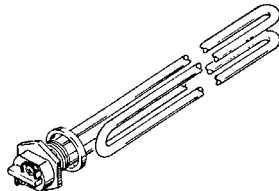
- Lowest practical watt density for size.
- For residential and light commercial use
- Zinc plated for corrosion protection
- Made with forged steel flanges for strength.
- For 2½" bolt-circle-diameter round and square flanges.



WATTAGE	VOLT	STOCK NO	EACH
4500	240	AO2361710	22.35

Master-Fit® Electric Heater Screw-in Elements


- Lowest practical watt density for size.
- Convertible to five different flange types
- For residential and light commercial use
- Zinc plated for corrosion protection
- Made with forged steel flanges for strength.



WATTAGE	VOLT	STOCK NO	EACH
1500	120	AO9004777105	44.00
1650	120	AO9002072005	37.00
2000	120	AO9003947115	47.00
1500	240	AO9002864005	44.00
2500	240	AO9002860115	55.00
2500	277	AO9002890005	50.00
4500	240	4500WSC	27.50
6000	240	AO9003952115	44.00

PHOENIX Electric Heater Screw-in Element

- Extreme low density element
- Resists overheating caused by scale, sludge and dry firing.



WATTAGE	VOLT	STOCK NO	EACH
4500	240	AO9003210115	56.00

Single Throw Thermostat

Single pole, single throw, Temp. Range 110° to 150° F.

USAGE	STOCK NO	EACH
Lower	AO9004714115	26.00



Double Throw Thermostat

Single pole, double throw, with high limit control.

USAGE	STOCK NO	EACH
Upper	AO9004428115	48.00



Adapter Flange

2½" bolt circle; 1⅞" centers; most widely used flange design. Includes gasket.

STOCK NO	EACH
AO9004704115	40.00



Heat Trap Fittings

(2) ¾" x 3" PEXshield

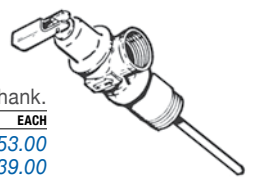
STOCK NO	EACH
AO9000415015	18.00



Temperature and Pressure Relief Valve

¾", 150 PSI, 210 F, 105,000 CSA, Extended Shank.

SIZE	STOCK NO	EACH
2"	AO9003741005	53.00
3"	AO100108779	39.00



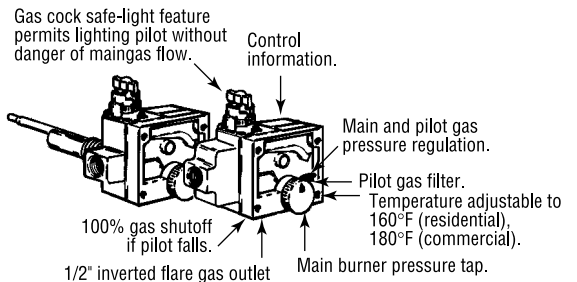
Inlet Tube

Drop-In Dip Tube, 36" Long

STOCK NO	EACH
AO9004938005	24.00



Gas Parts



Gas Water Heater Controls

Residential — 160°F. Maximum Setting

IMPORTANT:

To select proper gas valve, determine the date of manufacture of water heater according to the serial number. The following examples of water heater serial numbers show how the month and year of manufacture are determined:

850 - J - 77 - 12345

Month* Year
(Sept.) (1977)

AL83 - 12345 - 900

Plant of Mfg. Month* Year
(Nov.) (1981)

914 - A - C - 83 - 06658

Plant of Mfg. Month* Year
(March) (1983)

NO5 - M - M - 84 - 12229

Plant of Mfg. Month* Year
(Dec.) (1984)

*Letter code for month designation:

A - January	D - April	G - July	K - October
B - February	E - May	H - August	L - November
C - March	F - June	J - September	M - December

TYPE	STOCK NO	EACH
------	----------	------

1¼" Shank		
Natural	AO9004703105	256.00
L.P.	AO23808	336.00
*L.P.	AO9003408005	404.00

2½" Shank		
Natural	AO9004353105	248.00

*L.P. Control with Left Hand Threads, for heaters manufactured after 1-1-93

Water Heater Accessories ⁽¹⁸⁾

watts.com

Temperature and Pressure Relief Valves

4" Probe - 105,000 BTU's @ 150 PSI

SIZE	PRES	STOCK NO	EACH
3/4"	150#	WA34100XL150	35.51



A.S.M.E. Rated Self-Closing Temperature and Pressure Relief Valves

Temperature Relief 210°F.

STD. SETTING LBS.	STEAM RATING M.B.H.	SIZE	STOCK NO	PRICE
150	450	1"	WA140L150	737.92
150	180	3/4"	WA3440L150	449.58

With Short Thermostat

150	450	1"	WA140L150	737.92
150	180	3/4"	WA3440L150	449.58



Series 174A A.S.M.E. Water Pressure Safety Relief Valves

Bronze body safety relief valves for pressure protection only of all types of hot water heating boiler equipment. Pressure range 30 to 150 lbs. with corresponding high BTU/Hr. ratings from 650,000 to 14,370,000 BTU/Hr. Female inlet and outlet connections.

SIZE	LBS.	M.B.T.U.	STOCK NO	EACH
3/4"	30	650	WA34174A30	179.04
3/4"	125	2070	WA34174A125	314.98
1"	30	1005	WA1174A30	298.24
1"	100	2635	WA1174A100	817.18
1"	125	3215	WA1174A125	670.46
1 1/4"	30	1682	WA114174A30	515.01
1 1/4"	100	4399	WA114174A100	1292.85
1 1/4"	125	5370	WA114174A125	1062.06
2"	30	3815	WA2174A30	785.33



Cash Acme VR20 Vacuum Relief Valves

Lead free • CSA Certified • ANSI Z21.22

SIZE	STOCK NO	EACH
1/2"	.22397LF	18.72
3/4"	.22398LF	19.52



Shut off valve with HP upgrade

STOCK NO	EACH
AO100345338	192.00

Apollo Pressure Relief Valve

150 PSI

SIZE	STOCK NO	EACH
3/4"	AP1740204	42.24



Dielectric Insulation Kit for 150# Flanges

SIZE	STOCK NO	PRICE
2 1/2"	212INKI	75.64
3"	3INKI	78.03
4"	4INKI	139.59
6"	6INKI	181.90

FVMX Commercial T&P Relief Valves

Temperature Relief 210°F.

Standard factory pressure relief setting of 150 psi

IN/OUT SIZE	PROBE SIZE	ASME RATING MBTU/HR (150 PSIG)	STOCK NO	PRICE
3/4"	5"	1912	232550150	108.32
1"	5"	2155	232760150	138.24
Long Shank				
3/4"	5"	1912	206820150	115.84
1"	6"	2155	200590150	144.00



IWTG

Hose Connection Gauge used to test water supply pressures within a distribution system. 0 to 200 PSI Scale. 3/4" H.T. Hose connection.

SIZE	STOCK NO	EACH
2 1/2" Dial	IWTG	50.44



Square Commercial Water Heater Pan

16 ga. Galvanized

SIZE	STOCK NO	EACH
20" x 4" deep	20WAHEPA	237.20



Model FX Dielectric Union

F.I.P. to Solder

SIZE	STOCK NO	EACH
ASSE 1079 MN Code Approved		
3/4 x 1/2"	12X34FXDIU	22.59
1/2"	12FXDIU	27.10
3/4"	34FXDIU	27.10
1"	1FXDIU	57.90
1 1/4"	114FXDIU	95.14
1 1/2"	112FXDIU	136.85
2"	2FXDIU	192.61
Gasket for FX Union		
1/2"	12FXGA	3.25
3/4"	34FXGA	3.28



Lead Free Model HAB Dielectric Union

F.I.P. to F.I.P. With No. 1 Gasket

SIZE	STOCK NO	EACH
NOT MN Code Approved		
1/2"	12HABDIU	34.90
3/4"	34HABDIU	34.82
1"	1HABDIU	45.81
1 1/4"	114HABDIU	71.66
1 1/2"	112HABDIU	98.05
2"	2HABDIU	150.18



Model FB Dielectric Union

M.I.P. to Solder

SIZE	STOCK NO	EACH
NOT MN Code Approved		
3/4"	34FBDIU	32.32



Model GX Dielectric Flange Union

F.I.P. to Solder

SIZE	STOCK NO	EACH
2 1/2"	212GXDIU	402.35
3"	3GXDIU	550.51
4"	4GXDIU	1455.04



Round Water Heater Pan

SIZE	STOCK NO	EACH
Plastic • 2.63" deep		
24" Diameter	CA11360	9.31
Aluminum • 3" deep		
24" Diameter	CA20833	22.13
26" Diameter	CA20813	26.03



Square Water Heater Pans

Zinc plated steel construction

SIZE	STOCK NO	EACH
24" x 4" deep	CA20922	48.47
30" x 6.25" deep	CA20932	66.56



Water Heater Accessories (18)

siouxchief.com

Hydra-Rester® Water Hammer Arrestor

Designed to keep surge pressure to 150 PSIG or below. Can be installed at any angle. Dual O-ring, PP piston. Approved for installation with no access panel.

CONN. SIZE	OVERALL LENGTH	AIR PRELOAD P.S.I.	STOCK NO	EACH
1/2"	6 1/2"	25	12PP	16.33
3/4"	8 3/4"	25	34PP	19.28
1"	11"	30	1PP	48.79
1"	10 1/8"	30	114PP	71.79
1"	12 5/8"	30	112PP	85.04
1"	15 1/8"	30	2PP	127.67

Stock No.	Conn. Size	Unit Size	Dimensions		Fixture Unit Cap.	Cubic Inch Vol.
			Length	Width		
12PP	1/2"	A	6 1/2"	1 3/8"	1-11	5
34PP	3/4"	B	8 3/4"	1 3/8"	12-32	7
1PP	1"	C	11"	1 3/8"	33-60	11
114PP	1"	D	10 1/8"	2 1/8"	61-113	20
112PP	1"	E	12 5/8"	2 1/8"	114-154	29
2PP	1"	F	15 1/8"	2 1/8"	155-330	36

Quiet Pipes Water Hammer Arrestors

- Provides a permanent and affordable solution to water hammer
- Approved for sealed wall installations with no access panel required

STOCK NO	EACH
1/2" Male Sweat Connection OA34498	12.85
Laundry 3/4" FSWH x 3/4" MH	
STOCK NO	EACH
OA38600	16.33

Rough-In ready™ Preformed Copper Tube Water Heater Connector

- Full-Slip 3/4" fitting.
- Brass FIP swivel nut includes EPDM gasket.

STOCK NO	EACH
Full-Slip Connector SC633312	14.35
Full-Slip Connector with Valve SC633312FP	42.77

Oatey QUIET PIPES® Hammer Arrestors

Quiet Pipes use a piston design to help absorb the water shock in the system to prevent banging within the pipeline

DESCRIPTION	STOCK NO	EACH
A, 1/2" F1807 PEX	OA34482	17.92
B, 3/4" F1807 PEX	OA34493	20.88
C, 1" F1807 PEX	OA34494	47.37
A, 1/2" F1960 PEX	OA34476	19.74
B, 3/4" F1960 PEX	OA34495	26.87
C, 1" F1960 PEX	OA34496	57.33

26A Watts Water Pressure Regulator

For beverage dispensing equipment, paint spraying, drinking fountains, and range set at 10 psi. Initial pressures up to 300 lbs.

SIZE	STOCK NO	EACH
3/8"	WA3826A	313.46

(21) Product Preservers™ Powered Anode System

- Quickly adjusts to the local water conditions.
- Built-in LED fault light and audible alarm.
- Standard 120 volt wall outlet.
- Eliminates smelly water caused by sulfate.
- Protects for years; no maintenance required.
- Great for softened water applications.

LENGTH	STOCK NO	EACH
19.96"	AO100305721	245.00

(21) Flexible Aluminum Anode Rod

3/4" MIP, 1-1/16" Hex Head, Aluminum

DIA.	LENGTH	STOCK NO	EACH
.75"	33-48"	AO9005742105	109.00

(21) Zinc Aluminum KA-90 Anode Rod

3/4" MIP, 1-1/16" Hex Head, Zinc/Aluminum

DIA.	LENGTH	STOCK NO	EACH
.75"	42"	AO9001453005	81.00

(21) Water Heater Drain Valve

STOCK NO	EACH
AO9000679015	24.00

Side Mount Runoff Tube

Wisconsin CODE

Can be cut to desired length. Gasket included.

STOCK NO	EACH
CA10862	4.87

Quite Pipes AA Hammer Arrestors Tees

Installs either between stub out and supply stop, or between supply stop and supply tube for faucets, dishwashers, toilets or ice makers.

COMP.	STOCK NO	EACH
1/4" x 1/4" Female	OA34475	21.84
3/8" x 3/8" Female	OA34465	21.84

watts.com

Watts Water Tempering Valves

With replaceable thermostat Temperature Range 120° to 160° Fah.

For mechanical use only; NOT for water directly contacting human skin.

SIZE	STOCK NO	EACH
------	----------	------

Sweat Connections

3/4"	WA34C70A	303.71
------	----------	--------

I.P.S. Connections

3/4"	WA3470AT	351.66
------	----------	--------

NOTE: See page 358 for other mixing valves.

(31) Cash Acme Thermostatic Mixing Valve Kit

- HeatGuard® Tank Booster
- 140° F Storage Temperature
- Meets ASSE 1017 & 1070 standards.

STOCK NO	EACH
MIX02020LF	165.15



(02) Quick Stand Suspended Platform Galvanized Steel Ceiling Mount

STOCK NO	EACH
24" x 24" x 4" • 1/4" Steel Drain Fitting Load Rating; up to 20 Gal. 300 lbs. HO30SWHPM	259.81
21 1/4" x 21 1/4" x 2 1/2" • 1" PVC Drain Fitting Load Rating; up to 20 Gal. 375 lbs. HO40SWHPW	314.76

(02) Quick Stand 30"

Galvanized Steel Floor Mount
30" x 30" x 16" • Assembly Required.
Load Rating; up to 100 Gal. 1200 lbs.

STOCK NO	EACH
HO40S30U	189.86

Cygna Series

- Demand Competitor Control Series
- Two tank or cabinet models
- Poly Wound Mineral Tank
- Stainless Steel Bypass Included
- Safety Float Assembly

5 year GVEX Warranty

Metered Regeneration

STOCK NO EACH

Two-Tank Model

YD24B	699.68
YD241B (Wisc.)	699.68
YD32B	750.71
YD321B (Wisc.)	750.71

Cabinet Model

YCD24B	728.78
YCD32B	787.00
YCD321B (Wisc.)	787.00

Specifications	Two-Tank Models		Cabinet Models	
	YD24+1B	YD32+1B	YCD24	YCD32+1B
Grain capacity	24,000	32,000	24,000	32,000
Lbs. salt / regeneration	12	15	12	15
Max. Raw Water Hardness (grains)	50	75	50	75
Max. Clear Iron/Magn. (ppm)	3	5	3	5
Cation Exchange Resin (cu ft)	.75	1.00	.75	1.00
Mineral Tank (polyglass)	8"x44"	9"x48"	8"x35"	10"x35"
Brine Tank (polyethylene)	18"x33"	18"x33"	11"x11"	11"x11"
Service Flow Rate (gpm)	8	10	8	10
Back Wash Flowrate (gpm)	1.5	2.0	1.5	2.0
Space Required (DxWxH)	18"x26"x51"	18"x26"x51"	18"x26"x51"	18"x27"x55"
Approx. shipping weight (lbs)	88	100	88	100

Standard Two Tank Series

- Eliminates Hardness (Calcium & Magnesium)
- Reduces Iron / Manganese Stains and taste
- Isobar III Control Valve System
- Legacy View Bluetooth Enabled
- Adjustable Cycle Times
- 9 Volt Battery Back-Up
- Two valve bypass with 1" MNPT
- High Flow 1" distributor
- High Capacity Exchange Resin

7 Year GVEX Warranty

Metered Regeneration

STOCK NO EACH

Two-Tank Model

DS243	919.30
DS323	984.70
DS483	1072.96

Cabinet Model

CD243	896.00
CD323	947.52

Specifications	Cabinet Models		Two-Tank Models		
	CD24-3	CD32-3	DS24-3	DS32-3	DS48-3
Grain capacity	24,000	32,000	24,000	32,000	48,000
Lbs salt / regeneration	12	15	12	15	24
Max. Raw Water Hardness (grains)	50	75	50	75	100
Max. Clear Iron/Magn. (ppm)	3	5	3	5	5
Cation Exchange Resin (cu ft)	.75	1.0	.75	1.0	1.5
Mineral Tank (polyglass)	9"x35"	9"x35"	8"x44"	9"x48"	10"x54"
Brine Tank (polyethylene)	N/A	N/A	16"x33"	16"x33"	16"x33"
Service Flow Rate (gpm)	8	11	8	10	11
Back Wash Flowrate (gpm)	2.0	2.0	2.0	2.4	3.0
Space Required (DxWxH)	14"x23"x45"	14"x23"x45"	16"x26"x53"	16"x27"x56"	16"x28"x62"
Approx. shipping weight (lbs)	88	100	88	100	133

High Capacity Series

- Eliminates Hardness (Calcium & Magnesium)
- Reduces Iron / Manganese Stains and taste
- Isobar III Control Valve System
- Legacy View Bluetooth Enabled
- 9 Volt Battery Back-Up
- Slide Cover
- Rain Tight Cover Seal
- Two valve bypass with 1" MNPT
- High Flow 1" distributor
- High Capacity Exchange Resin
- Empress Vortech Distributor

7 Year GVEX Warranty

Metered Regeneration

STOCK NO EACH

Two-Tank Model

HD333	1097.15
HD513	1194.37

Cabinet Model

CHD333	1097.15
--------------	---------

Specifications	HD33-3	HD51-3
Grain capacity (per tank)	35,000	52,500
Lbs. salt / regeneration	15	24
Underbed "D" Gravel Required (pounds)	20	20
Max. Raw Water Hardness (grains)	75	100
Max. Clear Iron/Magn. (ppm)	5	10
Cation Exchange Resin (cu ft)	1.0	1.5
Mineral Tank (polyglass)	9"x48"	10"x54"
Brine Tank (polyethylene)	16"x33"	16"x33"
Service Flow Rate (gpm)	10	11
Back Wash Flowrate (gpm)	1.2	1.5
Pressure Drop @ Rated Service Flow	10 psig	
Working Pressure	125 psig Max./20 psig Min.	
Operating Temp.	120° F Max./33° F Min.	
Space Required (DxWxH)	16"x27"x56"	16"x28"x56"
Approx. shipping weight (lbs)	130	163

WS Duplex Softener Series

- Solid state microprocessor
- Front panel display
- Four methods to initiate regeneration
- Optional double backwash feature
- Adjustable cycle times with 6-cycle control
- Coin Cell Lithium battery back-up
- Downflow regeneration
- 12-volt output DC Adapter
- Soft water post fill and regeneration cycles
- 16 X 33 Standard Brine Tank

STOCK NO EACH

IT64VWS	1563.07
---------------	---------

Twin Demand Specifications	Isobar Twin Models
IT64V-WS	
Grain capacity (per tank)	32,000
Max. Raw Water Hardness (grains)	75
Max. Clear Iron/Magn. (ppm)	5
Exchange Resin (cu ft)	1
Mineral Tank (polyglass)	9"x48"
Brine Tank (polyethylene)	16"x33"
Service Flow Rate (gpm)	10
Back Wash Flowrate (gpm)	2
Space Required (DxWxH)	16"x34"x56"
Approx. shipping weight (lbs)	169

Modular Replacement Valves

FOR SERIES STOCK NO EACH

Metered Valves • LESS Bypass • Fits Stainless Steel Bypass

Cygna	WS20563H501LB	328.86
Centurion	WS20944C107LB	392.49
Isobar RS1 (New Style Cabinet)	WS20016X541LB	513.45
Metered Valves • LESS Bypass • Fits NEW 1" Noryl Bypass		
Isobar III	WS22943C143LB	485.10
Centuri Iron III	WS22944C107LB	452.34

City Soft Series

- Reduces hardness (Calcium & Magnesium)
- Reduces Chlorine and Chloramine taste and odor
- Isobar III Control Valve
- Legacy View Bluetooth Enabled
- Adjustable Cycle Times
- 9 Volt Battery Backup
- Two valve bypass with 1" MNPT
- High Flow 1" distributor
- Mid-Vortech Standard
- 7 Year GVEX Warranty

Metered Regeneration

STOCK NO	EACH
DSC323	1307.71

Twin Demand Specifications	DSC32-3
Grain capacity (per tank)	27,000
Lbs. salt / regeneration	9
Max. Raw Water Hardness (grains)	75
Max. Raw Water Iron (ppm)	5
Activated Carbon Media (cu ft)	.5
Mineral Tank (polyglass)	10"x54"
Gallons Used/Backwash	81
Service Flow Rate (gpm)	5
Back Wash Flowrate (gpm)	2.4
Space Required (DxWxH)	16"x28"x62"
Approx. shipping weight (lbs)	130



Tannin/Hardness Treatment System

- Reduces Hardness (Calcium & Magnesium)
- Reduces Tannin stains, taste & odor
- Isobar III Control Valve System
- Legacy View Bluetooth Enabled
- 9 Volt Battery Back-Up
- Two valve bypass with 1" MNPT
- High Flow 1" distributor
- Vortech Standard
- 7 Year GVEX Warranty

STOCK NO	EACH
DST323	1291.14
DST643	1778.56

Nitrate & Tannin Specifications	DST32-3	DST64-3
Grain capacity	24,000	48,000
Salt Used Reg. (lbs)	12	24
Exchange Resin (cu.ft.)	.75	1.5
Tannin Resin (cu.ft.)	.25	.50
Mineral Tank	9"x48"	12"x52"
Brine Tank	16"x 33"	16"x 33"
Service Flow (gpm)	10	12
Backwash Rate (gpm)	1.3	2.0
Approx. Shipping Wt.	100	164



3/4" to 1" Adapters for Isobar III Units on page 520



SharkBite Push-Fit Flexible Hoses

24" Water Softener Hose

SIZE	STOCK NO	EACH
3/4" x 1" FIP	34124SBWSC	23.10



Centuri Iron/Sulfur Filter Series

- Isobar III Control Valve System
- Legacy View Bluetooth Enabled
- 9 Volt Battery Back-Up
- Two valve bypass with 1" MNPT
- High Flow 1" distributor
- Empress Vortech Distributor
- Smart Blend™ reduces iron, manganese & sulfur
- Single Tank Aeration can be used with any type of well pump and system

7 Year GVEX Warranty

STOCK NO	EACH
CF103	1010.88
CF133	1282.00

Iron/Sulfur Treatment	CF10-3	CF13-3
Filter Media capacity	1.5	2.5
Mineral Tank	10"x54"	13"x54"
Service Flow (gpm)	5	8
Backwash Rate (gpm)	5.0	7.0
Gallons Used/Backwash	106	146
Approx. Shipping Wt.	145	221



Sidewindr Single Tank Aeration Filter

- Air is injected into the top of the tank converting ferrous iron to ferric iron after untreated water has passed through the control valve preventing the control valve from fouling with iron
- Isobar III Control Valve System
- Legacy View Bluetooth Enabled
- Air draw cycle can be initiated without a backwash cycle
- Two valve bypass with 1" MNPT
- High Flow 1" distributor
- 9 volt battery Back-up
- 7 Year GVEX Warranty

STOCK NO	EACH
SW103	1348.88
SW133	1619.48

Replacement Valve Head, LESS Bypass
WS22015X541 538.02

Sidewindr Specifications	SW10-3	SW13-3
Filtration capacity	1.5 cu. ft.	2.5 cu. ft.
Continuous Flow Rate	5 gpm	8 gpm
Intermittent Flow Rate	7 gpm	10 gpm
Mineral Tank	10"x54"	13"x54"
Space Required	10"x21"x61"	13"x24"x61"
Backwash Flow (gpm)	5.0	7.0
Gallons Used	106	146
Approx. Shipping Wt.	160	254



OxyClean for Sidewindr

Injects a peroxide or chlorine solution only during backwash.

Tank Size - 5 Gallons

STOCK NO	EACH
OXY08NP	74.34



G-Series Whole House/Neutralizer Media Filter

- 1" FNPT Stainless Steel Bypass
- Isobar III Control Valve System
- Legacy View Bluetooth Enabled (Pg. 520)
- 9 Volt Battery Back-Up
- Slide Cover
- Rain Tight Cover Seal
- High Backwash Capacity
- No Chemical Regenerants Needed
- Empress Vortech Distributor Plate
- Port Fill
- 7 Year GVEX Warranty

STOCK NO	EACH
G9ND3	890.18



Chemicals for Softeners and Water Heaters

(00)

Iron Out

DESCRIPTION	STOCK NO	EACH
1 1/8 lb. box.	118IROU	6.30



Resin Cleaner

DESCRIPTION	STOCK NO	EACH
1/2 Gallon.	WSRK64	59.22
Gallon.	T60024	78.12

Res-Up Feeder Kit For Hi-Capacity

STOCK NO	EACH
WSRK15.	19.53

Softener Exchange Resin

STOCK NO	EACH
WSSR100.	148.05

1 Cube Neutralizer

STOCK NO	EACH
NE100.	69.65



ISO II to ISO III Bypass Kit

NPT Elbow Set

SIZE	STOCK NO	EACH
1".	WS20017X284	11.21



D-15 Bypass Valve

STOCK NO	EACH
WS20017X283.	35.88



Water Softener Products

Drain Hose Connection

DESCRIPTION	STOCK NO	EACH
3/8" O.D.	07158	7.97



Iron, Hardness & PH Tester

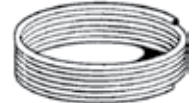
STOCK NO	EACH
WS2401.	107.10



(18)

Drain & Overflow Line

DESCRIPTION	STOCK NO	EACH
1/2 I.D. x 100'.	12IDCLTU	26.34



Stainless Steel Bypass

Single-Lever Stainless Steel Bypass with female threaded connection.

SIZE	STOCK NO	EACH
3/4".	WS20561X270	52.33
1".	WS20561X283	52.33



Shark Skin Jacket

For WaterSoft Water Softeners

SIZE	STOCK NO	PER FOOT
8" x 44".	WSSK8J	38.43
9" x 48".	WSSK9J	39.06
10" x 54".	WSSK10J	40.95



Ozone Complete

For use with Sidewindr Tank Only

STOCK NO	EACH
OXY03.	410.76



Low-Salt Sensor

Wireless

STOCK NO	EACH
WSR2014.	64.26



Circuit Board, Harness & Motor

For RS1 Softener

STOCK NO	EACH
WS20016X102.	205.38

Male Adapter Set

Adjusts 1" to 3/4" for ISOBAR III units

SIZE	STOCK NO	EACH
3/4".	WS20017X307	11.21



AO Smith Residential Water Conditioners ⁽¹⁸⁾

AOW-S400 & S500 Residential Water Treatment Softening

Designed for durability – protect your home from hard water. Reduce scale buildup, eliminate water spots and stains, extend the life of your appliances and preserve the colors in your favourite fabrics.

- Designed, engineered and built to last: patented, slim, single-unit design with bypass valve
- No sediment filter changes – ever: safe time and money with the self-cleaning sediment filter
- Power loss protection: backup battery safes your settings in case of a power loss
- Fast and quiet regeneration: recharges softening media quickly so you don't experience downtime
- Modify settings with touch screen: 2,7" monochrome touchscreen controller
- Peace of mind with warranty

STOCK NO	EACH
AOS400	574.88
With Wifi (AOS500 Only)	
AOS500	781.20

\$400 & \$500 Specifications	AOS400	AOS500
Grain capacity (per tank)	34,800	49,800
Flow Rate	7 GPM	7 GPM
Min Pressure	20 psi	20 psi
Max Pressure	120 psi	120 psi
Min Temperature	40° F	40° F
Max Temperature	120° F	120° F
Inlet/Outlet	1" MIP	1" MIP
Certifications	Standard 44	Standard 44
Certifier	NSF/ANSI	NSF/ANSI
Max Iron Rating	10 ppm	10 ppm
Space Required (WxH)	28.8" x 32"	28.8" x 39.5"
Warranty: 1 year complete unit, 3 year on electronics, 6 year on valve, 12 year on media tank and cabinet		



Water Filtration Products ⁽⁴⁵⁾

Whole House Dirt/Rust Filters



AP217

- Dirt/rust/taste/odor
- Threaded connector
- Fits model AP200

QTY.	STOCK NO	EACH
2	AP217PK	115.80

Water Filtration Products (18c)

AP5527

- Replacement cartridges for APRO5500
- Sold in set of two.

STOCK NO	PAIR
AP5527	143.95



PS5 Replacement Cartridge (45)

R.O. Membrane

For PS5 Series.

STOCK NO	EACH
WCN1104592	157.50

Line Carbon Filter

For PS5 Series.

STOCK NO	EACH
WCN1104803	43.75

Reverse Osmosis Systems



(45)

TFC Reverse Osmosis

3-stage, NSF Certified. Fits under sink. 50 Gallons/day. Input requirements:

- 40 - 125 psi water pressure
- 40 - 110° water temperature
- 4 - 11 pH

STOCK NO	EACH
----------	------

Compact Drinking Water Appliance
WSTFC3..... 328.61

Stage 1 - Prefilter Replacement
Removes sediment and chlorine
WSPREGAC..... 20.79

Stage 2 - Membrane Replacement
For dissolved solids and impurities
WSMMTFC..... 66.78

Stage 3 - Postfilter Replacement
Reduces tastes and odors
WSPSTGAC..... 15.75

Booster Pump

For Reverse Osmosis Systems

STOCK NO	EACH
WSBP3	207.90



(08)

Reverse Osmosis Poly Tubing



100' Rolls

SIZE & COLOR	STOCK NO	EACH
1/4" O.D. Red	57005X003	37.03
3/8" O.D. Clear/Frosted	57005X002	58.91

Reverse Osmosis Poly Tubing

Cut to Measure

SIZE & COLOR	STOCK NO	PER FOOT
1/4" O.D. Blue	WSRO100C	.28

PEX Coupling

DESCRIPTION	STOCK NO	EACH
3/4" MPT x 3/4" PEX	ST34PRMAADWS	5.20
1" MPT x 3/4" PEX	ST1PRMAADWS	8.92

Drinking Water System



(18c)

AP-DW8090

- Replacement cartridges for AP-DWS1000
- Sold in set of (2).

STOCK NO	PAIR
APDW8090	183.24

(18)

Drinking Water Faucet



Bar and sink faucet with unbreakable plastic handle—press down for easy flow, lift for continuous flow. 1/2" minimum, 17/8" maximum hole required.

STOCK NO	EACH
DWF	37.70

Giant Filter Housing Kit

- Max Pressure Rating: 125 PSI
- Temperature Rating: 39-100°F
- Filter head comes with pressure relief button on inlet side
- Mounting bosses molded in head for installation with mounting bracket
- Housing kit comes complete with filter housing, 1 O-ring installed plus 1 replacement O-ring, mounting bracket & hardware, and bowl wrench



Industry standard cartridges (not included)

INLET/OUTLET	BOWL LENGTH	STOCK NO	EACH
1" NPT	10" Blue	14FHKGB1010	75.52
1 1/2" NPT	10" Blue	14FHKGB1015	82.99
1 1/2" NPT	20" Blue	14FHKGB2015	106.40

Giant Spun Polypropylene Cartridge

Reduce sediment, dirt, rust and particles. 100% melt-blown micron-denier polypropylene fiber.

Fits Giant Filter Housing Kits

SIZE	STOCK NO	EACH
10" (5 Micron Rating)	14GSP105	9.87



Valve in Head Housing Kit

- Max Pressure Rating: 100 PSI
- Temperature Rating: 40-100°F
- Lid features a buttress thread design for superior sealing
- Built in three way valve in head
- Includes mounting bracket & screws, housing wrench



Accepts 10" Filter Cartridges (not included)

INLET/OUTLET	BOWL LENGTH	STOCK NO	EACH
3/4" FPT	10" White	PWHIB34WVH	92.36

PWMB10M5

Reduce sediment, dirt, rust and particles

Fits 10" Valve in Head Housings

DESCRIPTION	STOCK NO	EACH
Nom. 5 micron	PWMB10M5	9.74



PWGAC10

Removes chlorine odor and taste from water.

Fits 10" Valve in Head Housings

DESCRIPTION	STOCK NO	EACH
PWGAC10		19.74



PWOR

O-Rings

HOUSING	STOCK NO	EACH
Valve in Head	PWORSTDHSG	5.60
Full Flow	PWORFFHSG	7.32

Full Flow

1 1/2" Pipe Size

*Filter, Wrench, & Bracket Not Included

(See PWMB10FFM5 - 10" Filter)
 (See PWMB20FFM5 - 20" Filter)
 (See PWWRRFFHSG - Wrench)
 (See PWMBFF1 - Bracket)
 Sump Blue, Cap Black PR

HOUSING	STOCK NO	EACH
20"	PWHP20FF15PBR	145.24



PWMB10FF

Reduce sediment, dirt, rust and particles. Food grade for use with beverages, food, and potable water.

Fits Full Flow Housings

SIZE	STOCK NO	EACH
10"	PWMB10FFM5	30.46
20"	PWMB20FFM5	48.00



PWCB10FFP

Top-of-the-line coconut shell Carbon Block filter cartridge for chlorine taste, odor and sediment reduction

Fits Full Flow Housings

DESCRIPTION	STOCK NO	EACH
PWCB10FFP		91.38



PWDWUFKC3

Kwik-Change™ Ultra Filtration Membrane Water Filtration System

- Equipped with long reach faucet for easy fill
- Kwik-Change™ cartridges are the fastest changeable cartridges on the market (30-second filter changeout process)
- Connect/disconnect cartridges with 1/4-turn
- Installs under sink or in limited space
- Double Seal O-ring cartridges
- No storage tank needed
- Requires only normal line pressure to operate
- Dispenses a continuous supply of water
- Requires minimal maintenance

FAUCET FINISH	STOCK NO	EACH
Nickel	PWDWUFKC3	373.80



*Replacement Filter Kit

Includes all 3 filters and UF membrane

DESCRIPTION	STOCK NO	EACH
PWFPPKCUF		137.44

PWDWHCUC1

Single Stage High Capacity Carbon Filtration System

- Reduces Parasitic Cyst, Sediment, Chlorine Taste and Odors for all the cold water to your faucet
- High Flow 0.5 micron Carbon Block
- 1 year (10,000 gallon) filtration capacity
- Easy Installation 3/8" Quick Connect
- Includes all parts and tubing

DESCRIPTION	STOCK NO	EACH
PWDWHCUC1		243.18



*Replacement Filter Cartridge

DESCRIPTION	STOCK NO	EACH
PWCBHCUC1		133.54

PWIL Ice Maker Filter

Reduces bad taste/odor, and scale
 Calcite to balance pH and KDF for inhibiting bacterial growth
 1/4" FNPT Connections, .75 gpm

DESCRIPTION	STOCK NO	EACH
PWILGACPH10		32.16



PWMB Brackets

Mounting Bracket for Single Housings
 Includes housing mounting screws

HOUSING	STOCK NO	EACH
Valve in Head	PWMBSTD1	13.40
Full Flow	PWMBFF1	27.04



PWWR

Filter housing wrenches

HOUSING	STOCK NO	EACH
Valve in Head	PWWRSTDHSG	12.92
Full Flow	PWWRFFHSG	14.14



Water Filtration Products

johnquest.com

John Guest ⁽¹⁸⁾

Speedfit® Poly Push-In Coupling



SIZE	STOCK NO	EACH
1/4" x 1/4"	14PPC	2.28
3/8" x 3/8"	38PPC	3.07
3/8" x 1/4"	38X14PPC	3.14

Speedfit® Poly Push-In Tee



SIZE	STOCK NO	EACH
1/4" x 1/4" x 1/4"	14PPT	3.27
3/8" x 3/8" x 3/8"	38PPT	3.99
3/8" x 3/8" x 1/4"	38X14PPT	4.22

Speedfit® Poly Push-In 90° Male Elbow



SIZE	STOCK NO	EACH
1/4" x 1/4"	14PPFML	2.64
3/8" x 1/4"	3814PPFML	3.47

Speedfit® Poly Male Adapter



SIZE	STOCK NO	EACH
1/4" x 1/4"	14PPMA	1.68
3/8" x 1/2"	PI011224S	4.83

Speedfit® Poly Angle Stop Adapter



SIZE	STOCK NO	EACH
3/8" x 3/8" x 1/4"	ASVPP1	15.72
3/8" x 3/8" x 3/8"	ASVPP2	16.30

Speedfit® Poly Angle Stop Adapter



SIZE	STOCK NO	EACH
1/2" x 3/8" x 1/4"	ASVPP5LF	25.51
1/2" x 3/8" x 3/8"	ASVPP6LF	26.93

Speedfit® Straight Valve



SIZE	STOCK NO	EACH
1/4" OD	14SFSTV	7.39
3/8" OD	38SFSTV	7.81

Speedfit® Poly Push-In Reducing Coupling



SIZE	STOCK NO	EACH
1" x 3/4"	PEI203628	9.65

Speedfit® Poly Push-In Stem Elbow



SIZE	STOCK NO	EACH
3/4" x 3/4"	PEI222828	5.80

Speedfit® Female Elbow Connector



SIZE	STOCK NO	EACH
3/4" x 1/4"	PSEI63283AEL	21.53

See page 1111
for larger Speedfit sizes

Rusco Sediment Filters ⁽⁰²⁾

rusco.com

SPIN-DOWN™ Sediment Trapper Filters

- Unique element design traps sediment in lower reservoir of clear cover.
- Clear bowl easily removed for total cleaning (No tools required).
- Flow capacity for entire system.
- Sediment is visible through the clear cover indicating when the filter needs cleaning.
- No down time.
- Centrifuge Spin-Down type sediment separation.
- Reusable polyester and stainless steel filter screen available in many mesh sizes from very fine to very coarse.

MODEL	MESH	STOCK NO	EACH
1" With Valve (1-20 GPM)			
1-100ST	100 Mesh	1100STF	66.48
1 1/2" With Valve (10-50 GPM)			
1 1/2-100ST	100 Mesh	112100STF	83.28

Replacement Screens

STOCK NO	FS1100ST	FS112100ST
Size	1"	1 1/2"
Mesh	100	100
Microns	152	152
Opening	.006"	.006"

STOCK NO	PRICE
FS1100ST	15.82
FS112100ST	38.27

Accessories

DESCRIPTION	STOCK NO	PRICE
1" Female fitting adapter	1SA	2.93



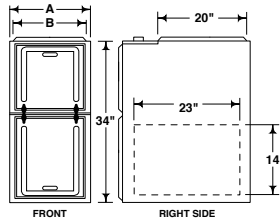
Ruud High Efficiency Gas Furnaces ⁽²⁵⁾

ruud.com



U98V Ultra™ Series

- 98% AFUE ratings
- Input Rates 60 to 115 kBTU
- PlusOne® Diagnostics
- PlusOne® Ignition System
- PlusOne® Water Management System
- Modulating operation provides superior comfort, indoor air quality and consistent temperature
- Variable speed motor saves energy and provides ultimate humidity control



Limited Warranty:

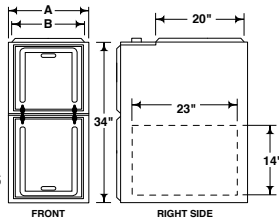
- Conditional Unit Replacement - Limited Lifetime
- Heat Exchanger - Limited Lifetime
- Parts - 10 Years



1,000 INPUT BTU/HR	HTG. CAP'Y BTU/HR	COOLING CFM @ .5"	AFUE	A	B	STOCK NO	PRICE
56	55,000	1050	98.7	17 1/2	16 7/64	U98VB060M317USA	4646.14
70	69,000	1050	98.3	17 1/2	16 7/64	U98VB070M317USA	4851.89
98	97,000	1750	98.1	21	19 49/64	U98VB100M521USA	5626.98
112	110,000	1750	98.6	24 1/2	23 7/64	U98VB115M524USA	6019.40

U96V Ultra™ Series

- 4-Way Multi-Poise Design
- 96% AFUE ratings
- Input Rates 40 to 115 kBTU
- Two-Stage Variable Speed ECM Motor saves energy and provides ultimate humidity control, quieter sound levels, and year round energy savings
- PlusOne® Diagnostics
- PlusOne® Ignition System
- PlusOne® Water Management System



Limited Warranty:

- Conditional Unit Replacement - 10 Years
- Heat Exchanger - Limited Lifetime
- Parts - 10 Years



1,000 INPUT BTU/HR	HTG. CAP'Y BTU/HR	COOLING CFM @ .5"	AFUE	A	B	STOCK NO	PRICE
42	41,000	1050	96.0	17 1/2	16 7/64	U96VA0402317MSA	3585.38
56	55,000	1050	96.0	17 1/2	16 7/64	U96VA0602317MSA	3727.11
70	68,000	1050	96.0	17 1/2	16 7/64	U96VA0702317MSA	3846.93
98	95,000	1750	96.0	21	19 49/64	U96VA1002521MSA	4487.53
115	109,000	1750	96.0	24 1/2	23 7/64	U96VA1152524MSA	4865.71

L.P. Conversion Kits

JD, JE, KD, KG, KM & KN Codes

FOR SERIAL NUMBERS	STOCK NO	EACH
R962V, R96T, U96V Series	FP34	52.98

JR, KA & KU Codes

FOR SERIAL NUMBERS	STOCK NO	EACH
R921T, R921V, R951T, R951V, R92T, R95T Series	FP38	64.57

JZ, KE, KK & KL Codes

FOR SERIAL NUMBERS	STOCK NO	EACH
U97MV, U98MV, U97V, U98VA, U98VB Series	FP37	152.29

L.P. Kit for UGGE, RGFE & RGFG Series

FOR SERIAL NUMBERS	STOCK NO	EACH
UGGE, RGFE, RGFG	FP27	53.42

Zero Clearance Downflow Kit

STOCK NO	EACH
RXGYZK	76.69

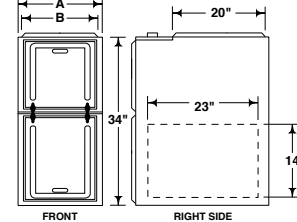
Downflow/Horizontal Kit

STOCK NO	EACH
RXGYCK	44.52

Horizontal left with right vent requires conversion kit RXGY-CK & Zero Clearance kit RXGY-ZK)

R951V Endeavor™ Line Achiever Series

- 4-Way Multi-Poise Design
- 95% AFUE ratings
- Input Rates 40 to 115 kBTU
- PlusOne® Diagnostics
- PlusOne® Ignition System
- PlusOne® Water Management System
- Constant CFM Motor



Limited Warranty:

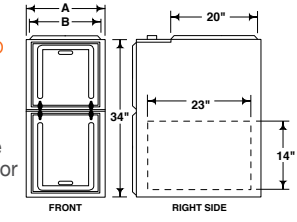
- Conditional Parts - 10 Years
- Heat Exchanger - Limited Lifetime



1,000 INPUT BTU/HR	HTG. CAP'Y BTU/HR	MAX COOLING CFM	AFUE	A	B	STOCK NO	PRICE
42	39,900	1240	95.0	17 1/2	16 7/64	R951V0403A17M4SCAP	3238.48
56	53,200	1240	95.0	17 1/2	16 7/64	R951V0603A17M4SCAP	3352.70
70	66,500	1240	95.0	17 1/2	16 7/64	R951V0703A17M4SCAP	3515.19
84	79,800	1980	95.0	21	19 49/64	R951V0855A21M4SCAP	3800.66
98	93,100	1980	95.0	21	19 49/64	R951V1005A21M4SCAP	4011.48
112	106,400	1980	95.0	24 1/2	23 7/64	R951V1155A24M4SCAP	4302.40

R96T Achiever Plus®

- 4-Way Multi-Poise Design
- 96% AFUE ratings
- Input Rates 40 to 115 kBTU
- Two-Stage Constant Torque Electrically Commutated Motor
- PlusOne® Diagnostics
- PlusOne® Ignition System
- PlusOne® Water Management System



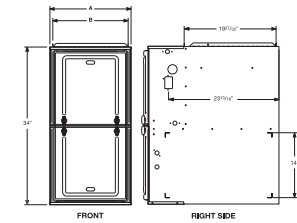
Limited Warranty:

- Conditional Parts - 10 Years
- Heat Exchanger - Limited Lifetime

1,000 INPUT BTU/HR	HTG. CAP'Y BTU/HR	COOLING CFM @ .5"	AFUE	A	B	STOCK NO	PRICE
42	41,000	1102	96.0	17 1/2	16 7/64	R96TA0402317MSA	3647.36
60	55,000	1253	96.0	17 1/2	16 7/64	R96TA0602317MSA	3909.71
70	68,000	1141	96.0	17 1/2	16 7/64	R96TA0702317MSA	4013.93
70	68,000	1750	96.0	21	19 49/64	R96TA0702521MSA	4202.83
85	82,000	1898	96.0	21	19 49/64	R96TA0852521MSA	4391.75
100	95,000	1745	96.0	21	19 49/64	R96TA1002521MSA	4536.67
115	109,000	1765	96.0	24 1/2	23 7/64	R96TA1152524MSA	4740.43

R951T Endeavor™ Line Classic Series

- 4-Way Multi-Poise Design
- 95% AFUE ratings
- Input Rates 40 to 115 kBTU
- Single-Stage Constant Torque Motor
- PlusOne® Diagnostics
- PlusOne® Ignition System
- PlusOne® Water Management System



Limited Warranty:

- Conditional Parts - 10 Years
- Heat Exchanger - Limited Lifetime

1,000 INPUT BTU/HR	HTG. CAP'Y BTU/HR	COOLING CFM @ .5"	AFUE	A	B	STOCK NO	PRICE
42	39,900	1144	95.0	17 1/2	16 7/64	R951T0403A17M4SNAS	3077.20
60	53,200	1331	95.0	17 1/2	16 7/64	R951T0603A17M4SNAS	3191.42
70	66,500	1312	95.0	17 1/2	16 7/64	R951T0703A17M4SNAS	3353.90
85	79,800	1974	95.0	21	19 49/64	R951T0855A21M4SNAS	3639.38
100	93,100	1914	95.0	21	19 49/64	R951T1005A21M4SNAS	3850.20
115	106,400	1799	95.0	24 1/2	23 7/64	R951T1155A24M4SNAS	4141.11



Ruud High Efficiency Gas Furnaces ⁽²⁵⁾

ruud.com

R92T Achiever Plus®

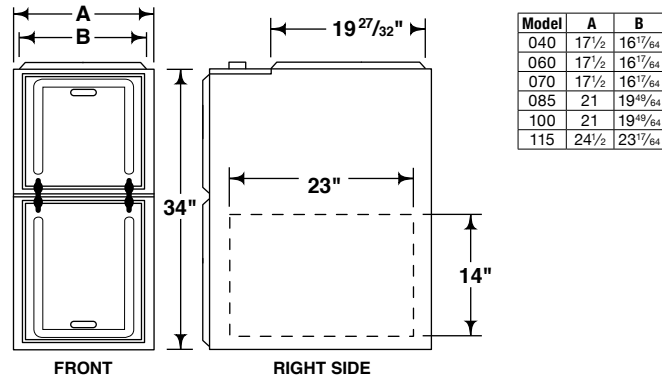
- 4-Way Multi-Poise Design
- 92% AFUE ratings
- Input Rates 40 to 115 kBTU
- Constant Torque Electrically Commutated Motor
- PlusOne® Diagnostics
- PlusOne® Ignition System
- PlusOne® Water Management System

Limited Warranty:

- Conditional Parts - 10 Years
- Heat Exchanger - Limited Lifetime



INPUT BTU/HR	HTG. CAP'Y BTU/HR	COOLING CFM @ .5"	AFUE	STOCK NO	PRICE
42,000	41,000	1239	92.0	R92TA0401317MSA	2391.48
70,000	68,000	1198	92.0	R92TA0701317MSA	2554.99
84,000	82,000	1833	92.0	R92TA0851521MSA	2798.73
98,000	95,000	1975	92.0	R92TA1001521MSA	2936.12
112,000	108,000	1748	92.0	R92TA1151524MSA	3301.78

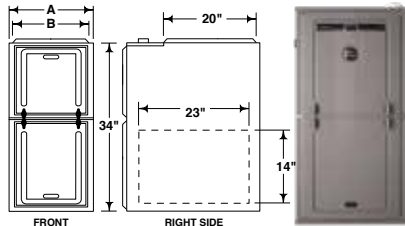


R95T Achiever®

- 4-Way Multi-Poise Design
- 95% AFUE ratings
- Input Rates 40 to 115 kBTU
- PlusOne® Diagnostics
- PlusOne® Ignition System
- PlusOne® Water Management System
- Constant Torque ECM Motor

Limited Warranty:

- Conditional Parts - 10 Years
- Heat Exchanger - Limited Lifetime



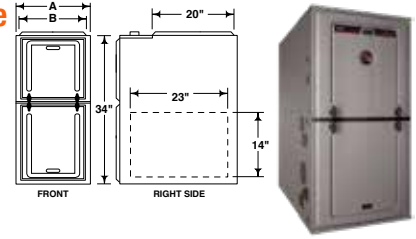
1,000 INPUT BTU/HR	HTG. CAP'Y BTU/HR	COOLING CFM @ .5"	AFUE	A	B	STOCK NO	PRICE
42	41,000	1239	95.0	17 1/2	16 17/64	R95TC0401317MSA	2722.91
84	82,000	1833	95.0	21	19 49/64	R95TC0851521MSA	3220.38
98	95,000	1975	95.0	21	19 49/64	R95TC1001521MSA	3406.90

U98MV Endeavor™ Line Ultra™ Series

- 4-Way Multi-Poise Design
- 98% AFUE ratings
- Input Rates 60 to 115 kBTU
- PlusOne® Diagnostics
- PlusOne® Ignition System
- PlusOne® Water Management System
- Modulating Heating Stage
- Constant CFM Motor
- EcoNet® Enabled Furnace

Limited Warranty:

- Conditional Unit Replacement - Limited Lifetime
- Heat Exchanger - Limited Lifetime
- Parts - 10 Years



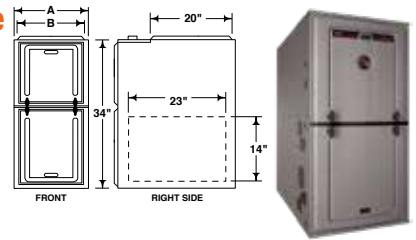
1,000 INPUT BTU/HR	HTG. CAP'Y BTU/HR	COOLING CFM @ .5"	AFUE	A	B	STOCK NO	PRICE
56	55,000	1050	98.7	17 1/2	16 17/64	U98MV0603A17UPSGAP	5250.69
70	69,000	1050	98.3	17 1/2	16 17/64	U98MV0703A17UPSGAP	5483.20
84	83,000	1750	98.1	21	19 49/64	U98MV0855A21UPSGAP	6061.73
98	97,000	1750	98.1	21	19 49/64	U98MV1005A21UPSGAP	6359.11
112	110,000	1750	98.6	24 1/2	23 17/64	U98MV1155A24UPSGAP	6802.63

U97MV Endeavor™ Line Ultra™ Series

- Downflow/Horizontal
- 97% AFUE ratings
- Input Rates 60 to 115 kBTU
- PlusOne® Diagnostics
- PlusOne® Ignition System
- PlusOne® Water Management System
- Modulating Heating Stage
- Constant CFM Motor
- EcoNet® Enabled Furnace

Limited Warranty:

- Conditional Unit Replacement - Limited Lifetime
- Heat Exchanger - Limited Lifetime
- Parts - 10 Years



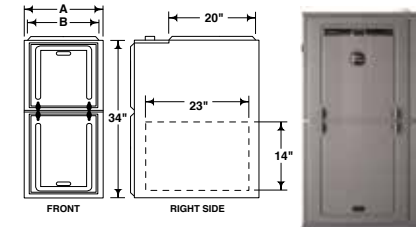
1,000 INPUT BTU/HR	HTG. CAP'Y BTU/HR	COOLING CFM @ .5"	AFUE	A	B	STOCK NO	PRICE
56	55,000	1050	97	17 1/2	16 17/64	U97MV0603A17DHSGAP	5250.69
70	69,000	1050	97	17 1/2	16 17/64	U97MV0703A17DHSGAP	5483.20
84	83,000	1750	97	21	19 49/64	U97MV0855A21DHSGAP	6061.73

R962V Endeavor™ Line Achiever Plus® Series

- 4-Way Multi-Poise Design
- 96% AFUE ratings
- Input Rates 40 to 115 kBTU
- Two-Stage Constant CFM
- EcoNet® Enabled
- PlusOne® Diagnostics
- PlusOne® Ignition System
- PlusOne® Water Management System

Limited Warranty:

- Conditional Unit Replacement and Parts - 10 Years
- Heat Exchanger - Limited Lifetime



1,000 INPUT BTU/HR	HTG. CAP'Y BTU/HR	COOLING HI CFM	AFUE	A	B	STOCK NO	PRICE
42	41,000	1125	96.0	17 1/2	16 17/64	R962V0403A17M4SCAP	4160.98
60	55,000	1125	96.0	17 1/2	16 17/64	R962V0603A17M4SCAP	4325.45
70	68,000	1125	96.0	17 1/2	16 17/64	R962V0703A17M4SCAP	4464.51
70	68,000	1800	96.0	21	19 49/64	R962V0705A21M4SCAP	4728.38
85	82,000	1800	96.0	21	19 49/64	R962V0855A21M4SCAP	4992.29
100	95,000	1800	96.0	21	19 49/64	R962V1005A21M4SCAP	5207.99
115	109,000	1800	96.0	24 1/2	23 17/64	R962V1155A24M4SCAP	5646.88



(31)

EcoNET® Smart Thermostat

- Built-in wifi
- One-touch energy savings mode
- Real-time local weather
- Works with HVAC and water heaters
- Vacation setting to save while you're away
- EcoNet App to control your thermostat anywhere from your mobile device



Serves as the master control of the zoning system and must be used as the zone 1 thermostat control (See zone components below)

4-Wire Configuration

STOCK NO	PRICE
UETST800SYS	248.00

(31)

EcoNET® Adapter Plate Kit

Oversize wall plate

STOCK NO	PRICE
RETSTWPL700	14.17



(31)

EcoNET® Zone Panel

Main control that communicates between the dampers, zone controls and the HVAC system; one zone panel will serve up to three zones—if more than three zones exist, or an Intelligent Bypass is installed, a second zone panel is required.

For use with EWC dampers (Page 827)

STOCK NO	EACH
REPNL700ZON	360.96



(42)

EcoNET® 800 Zone Controls

Serves as the control / sensor in zones 2-6

STOCK NO	EACH
RECTL800ZON	275.79



(42)

CC2 Translator

For use with UETST600SYS Thermostat

FOR	STOCK NO	EACH
JEC Models	RETRN620CC2	49.25

(42)

Thermistor Supply Air Sensor

STOCK NO	PRICE
472422501	43.81



Outdoor Sensor

STOCK NO	PRICE
RXGYJ02	19.21



(31)

Ruud High Definition Thermostat

Programmable 7, 5/2 LCD Thermostat. Conventional 2H/2C, Heat Pump 4H/2C.

Communicating thermostat

STOCK NO	PRICE
UHCTST551CMMS	539.32



(31)

Ruud Touchscreen Thermostat

Programmable 7, 5/1/1 touchscreen Thermostat. Conventional 1H/2C, Heat Pump 3H/2C

Modulating with humidity control

STOCK NO	PRICE
UHCTST412MDMS	269.71



Accessories

for UHCTST412MDMS Stat

DESCRIPTION	STOCK NO	EACH
Indoor Sensor	F1451328	59.29
Outdoor Sensor	F1451378	68.75

Models: R92T, R951V & R951T (Air for combustion provided from outdoors)

MAXIMUM EQUIVALENT VENT LENGTH (TABLE IS FOR BOTH DIRECT & NON-DIRECT VENTING)			
Input (BTU/H)	Pipe Size	Maximum Equivalent Length (Feet)	Recommended Maximum Number of Elbow*
42,000	2 inchØ	65	6
	3 inchØ	100	6
56,000	2 inchØ	65	6
	3 inchØ	100	6
70,000	2 inchØ	65	6
	3 inchØ	100	6
84,000	2 inchØ	30	2
	3 inchØ	100	6
98,000	2 inchØ	20	2**
	3 inchØ	100	6
112,000	2 inchØ	20	2**
	3 inchØ	85	6

NOTE: The elbows needed for the vent termination are not counted in these lengths except at altitudes above 6,000 feet. Above 6,000feet alternate horizontal vent termination elbows are to be included in the equivalent vent length.

* This is the recommended maximum number of long sweep elbows for either 2 or 3 inch pipe. Combinations of long sweep 90s, standard 90s, or 45s may be used, but the manufacturer recommends the use of long sweep 90s whenever possible because the use of the maximum number of standard 90 and 45 elbows only may result in nuisance furnace outages due to individual installation specifics.

Exceeding the recommended maximum number of elbows may cause nuisance operation of the pressure switch.

** Not applicable for alternate terminations.

Models: U98V, U96V, R96T, R962V, U97MV & U98MV (Air for combustion provided from indoors)

MAXIMUM EQUIVALENT VENT LENGTH (TABLE IS FOR BOTH DIRECT & NON-DIRECT VENTING)			
Input (BTU/H)	Pipe Size	Maximum Equivalent Length (Feet)	Recommended Maximum Number of Elbow*
42,000	2 inchØ	65	6
	3 inchØ	100	6
56,000	2 inchØ	65	6
	3 inchØ	100	6
70,000	2 inchØ	65	6
	3 inchØ	100	6
84,000	2 inchØ	30	2
	3 inchØ	100	6
98,000	2 inchØ	20	2**
	3 inchØ	100	6
112,000	2 inchØ	20	2**
	3 inchØ	85	6

NOTE: The elbows needed for the vent termination are not counted in these lengths except at altitudes above 6,000 feet. Above 6,000feet alternate horizontal vent termination elbows are to be included in the equivalent vent length.

* This is the recommended maximum number of long sweep elbows for either 2 or 3 inch pipe. Combinations of long sweep 90s, standard 90s, or 45s may be used, but the manufacturer recommends the use of long sweep 90s whenever possible because the use of the maximum number of standard 90 and 45 elbows only may result in nuisance furnace outages due to individual installation specifics.

Exceeding the recommended maximum number of elbows may cause nuisance operation of the pressure switch.

** Not applicable for alternate terminations.

IF INSTALLED AS A DIRECT VENT FORCED AIR FURNACE, THE COMBUSTION AIR SYSTEM DESIGNED FOR THIS FURNACE MUST BE USED!
All combustion air must be supplied directly to the burner through a special air intake system. This system consists of field supplied SCH 40 SDR 26 PVC pipe and one of the following vent termination kits:

DESCRIPTION	STOCK NO	EACH
Vent kit for horizontal through-the-wall (FIG. A).....	RXGYG02	43.36
Concentric vent kit for horizontal through-the-wall and vertical through-the roof venting (FIG. B) 3" Venting.....	RXGYE03	89.87
For standard or alternate through-the-wall venting.....	RXGYD02	194.35
For standard to alternate through-the-wall venting.....	RXGYD03	222.24

All furnace installations must comply with the National Fuel Gas Code and local codes. Read and follow all instructions provided in the manufacturer's installation guide.

Always provide this furnace and any other fuel burning appliance with enough fresh air for proper combustion and ventilation of the flue gases. Most homes require that outside air be supplied into the furnace area. Failure to do so can cause death from carbon monoxide poisoning.

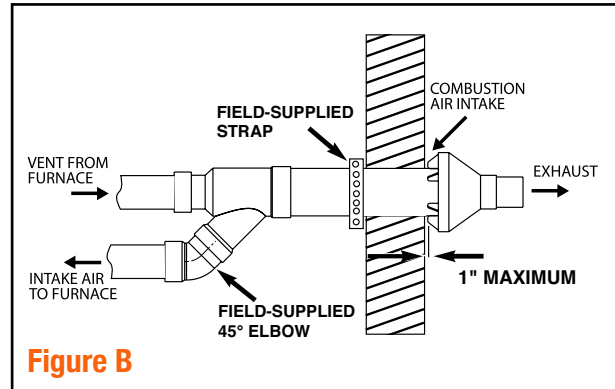


Figure B

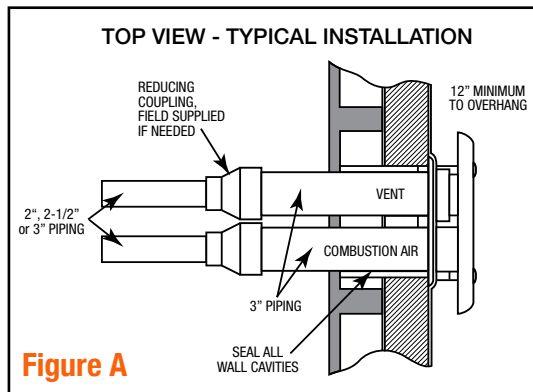
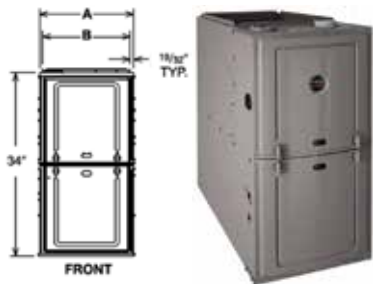


Figure A



Concentric Vent Kits

SIZE	STOCK NO	EACH
2".....	NAHA002CV	81.00
3".....	NAHA001CV	100.74



R801T Achiever®

- Upflow/Horizontal Input Rates: 50 - 150 kBTU
- PlusOne® Diagnostics
- PlusOne® Ignition System
- Constant Torque ECM Motor

Limited Warranty:

- Conditional Parts - 10 Years
- Heat Exchanger - 20 Years

R801P 80% AFUE Upflow/Horizontal ONLY • Single-Stage

1,000 INPUT BTU/HR	HTG. CAP'Y BTU/HR	COOLING CFM @ .5"	AFUE	A	B	STOCK NO	PRICE
50	41,000	1305	80.0	14	12 ²⁷ / ₃₂	R801TA050314MSA	2176.00
125	101,000	1934	80.0	24 ¹ / ₂	23 ¹¹ / ₃₂	R801TA125524MSA	2606.52



R802V UH Endeavor™ Line Achiever Plus Series

- Upflow/Horizontal Input Rates: 50 - 150 kBTU
- PlusOne® Diagnostics
- EcoNet Enabled
- Constant CFM Motor

Limited Warranty:

- Conditional Parts - 10 Years
- Heat Exchanger - 20 Years

R802P 80% AFUE Upflow/Horizontal Series • 2-Stage

1,000 INPUT BTU/HR	HTG. CAP'Y BTU/HR	MAX COOLING CFM	AFUE	A	B	STOCK NO	PRICE
50	40,000	1240	80.0	14	12 ²⁷ / ₃₂	R802V0503A14UHSCAP	3298.53
75	60,000	1650	80.0	17 ¹ / ₂	16 ¹¹ / ₃₂	R802V0754A17UHSCAP	3409.35
100	80,000	1980	80.0	21	19 ²⁷ / ₃₂	R802V1005A21UHSCAP	3662.46
125	100,000	1980	80.0	24 ¹ / ₂	23 ¹¹ / ₃₂	R802V1255A24UHSCAP	3912.09
150	120,000	1980	80.0	24 ¹ / ₂	23 ¹¹ / ₃₂	R802V1505A24UHSCAP	4345.17



R801V UH Endeavor™ Line Achiever Series

- Upflow/Horizontal Input Rates: 50 - 150 kBTU
- PlusOne® Diagnostics
- PlusOne® Ignition System
- Constant ECM Motor
- EcoNet® Enabled Furnace

Limited Warranty:

- Conditional Parts - 10 Years
- Heat Exchanger - 20 Years

R801V 80% AFUE Upflow/Horizontal ONLY • Single-Stage

1,000 INPUT BTU/HR	HTG. CAP'Y BTU/HR	MAX COOLING CFM	AFUE	A	B	STOCK NO	PRICE
50	40,000	1240	80.0	14	12 ²⁷ / ₃₂	R801V0503A14DZSCAP	2506.88
75	60,000	1650	80.0	17 ¹ / ₂	16 ¹¹ / ₃₂	R801V0754A17UHSCAP	2624.22
100	80,000	1980	80.0	21	19 ²⁷ / ₃₂	R801V1005A21UHSCAP	2737.16
125	100,000	1980	80.0	24 ¹ / ₂	23 ¹¹ / ₃₂	R801V1255A24UHSCAP	3002.89

L.P. Conversion Kits

FOR MODELS	STOCK NO	EACH
R801T & R801V Series	FP15	92.29

R802T Achiever® Plus

- Upflow/Horizontal Input Rates: 50 - 150 kBTU
- PlusOne® Diagnostics
- PlusOne® Ignition System
- Constant Torque ECM Motor (R802T)

Limited Warranty:

- Conditional Parts - 10 Years
- Heat Exchanger - Limited Lifetime

R802P 80% AFUE Upflow/Horizontal Series • 2-Stage

1,000 INPUT BTU/HR	HTG. CAP'Y BTU/HR	COOLING CFM @ .5"	AFUE	A	B	STOCK NO	PRICE
50	41,000	1164	80.0	14	12 ²⁷ / ₃₂	R802TA050314MSA	2660.46



U802V Ultra™

- Upflow/Horizontal Input Rates: 50 - 125 kBTU
- PlusOne® Diagnostics
- PlusOne® Ignition System
- Variable Speed ECM Motor

Limited Warranty:

- Parts - 10 Years
- Heat Exchanger - Limited Lifetime

U802V 80% AFUE Upflow/Horizontal Series • 2-Stage

1,000 INPUT BTU/HR	HTG. CAP'Y BTU/HR	COOLING CFM @ .5"	AFUE	A	B	STOCK NO	PRICE
50	41,000	1200	80.0	17 ¹ / ₂	16 ¹¹ / ₃₂	U802VA050317MSA	3586.77
75	60,000	1600	80.0	17 ¹ / ₂	16 ¹¹ / ₃₂	U802VA075317MSA	3697.70
100	80,000	2000	80.0	21	19 ²⁷ / ₃₂	U802VA100521MSA	4240.94



R801V DZ Endeavor™ Line Achiever Series

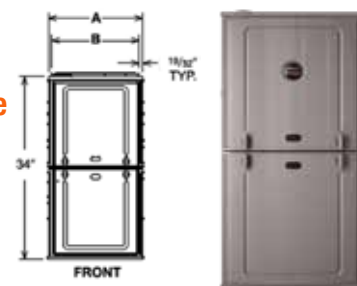
- Downflow Input Rates: 50 - 100 kBTU
- PlusOne® Diagnostics
- PlusOne® Ignition System
- Constant ECM Motor
- EcoNet® Enabled Furnace

Limited Warranty:

- Conditional Parts - 10 Years
- Heat Exchanger - 20 Years

R801V 80% AFUE Downflow Series • Single-Stage

1,000 INPUT BTU/HR	HTG. CAP'Y BTU/HR	MAX COOLING CFM	AFUE	A	B	STOCK NO	PRICE
50	40,000	1240	80.0	14	12 ²⁷ / ₃₂	R801V0503A14DZSCAP	2501.13
75	60,000	1650	80.0	17 ¹ / ₂	16 ¹¹ / ₃₂	R801V0754A17DZSCAP	2957.82
100	80,000	1980	80.0	21	19 ²⁷ / ₃₂	R801V1005A21DZSCAP	3077.24



L.P. Conversion Kits

JK, JG, JH, KH & KQ Codes

FOR MODELS	STOCK NO	EACH
U802V Series	FP32	49.30



Ruud Condensing Units (25)

ruud.com



RA13 SERIES			
Model	H	L	W
1318	27	29 3/4	29 3/4
1324	25	29 3/4	29 3/4
1330	25	29 3/4	29 3/4
1336	27	29 3/4	29 3/4
1342	31	29 3/4	29 3/4
1348	27	33 3/4	33 3/4
1360	31	35 3/4	35 3/4

RA13 Achiever® Series

- Cooling Efficiencies up to 15.5 SEER / 13 EER
- PlusOne® Expanded Valve Space
- PlusOne® Triple Service Access
- Dependable & Durable Scroll™ Compressor
- Nominal Sizes: 1.5 - 5 Ton

Limited Warranty:

- Conditional Parts - 10 Years

SIZE	STOCK NO	EACH
R-410A • 208/230-1-60 • SINGLE-PHASE		
1.5 ton	RA1318AJ1NA	2122.43
3 ton	RA1336AJ1NA	3060.79
3.5 ton	RA1342AJ1NA	3313.67
4 ton	RA1348AJ1NA	3781.33
5 ton	RA1360AJ1NA	4558.05
R-410A • 208/230-3-60 • 3-PHASE		
3 ton	RA1336AC1NB	3470.40
3.5 ton	RA1342AC1NB	3721.48
4 ton	RA1348AC1NB	4189.16
5 ton	RA1360AC1NB	4970.49



RA16 SERIES			
Model	H	L	W
1624	27	33 3/4	33 3/4
1630	27	35 3/4	35 3/4
1642	39	35 3/4	35 3/4
1648	45	35 3/4	35 3/4

RA16 Achiever® Series

- Cooling Efficiencies up to 16 SEER / 13 EER
- PlusOne® Expanded Valve Space
- PlusOne® Triple Service Access
- Dependable & Durable Scroll™ Compressor
- Nominal Sizes: 1.5 - 5 Ton

Limited Warranty:

- Conditional Parts - 10 Years

SIZE	STOCK NO	EACH
R-410A • 208/230-1-60 • SINGLE-PHASE		
2 ton	RA1624AJ1NB	3010.14
2.5 ton	RA1630AJ1NB	3539.37
3.5 ton	RA1642AJ1NB	4343.21
4 ton	RA1648AJ1NB	4934.15



RA15AZ SERIES			
Model	H	L	W
RA15AZ24	27	29 3/4	29 3/4
RA15AZ36	27	33 3/4	33 3/4
RA15AZ48	31	33 3/4	33 3/4
RA15AZ60	31	33 3/4	33 3/4



RA15AZ Endeavor™ Line Achiever® Plus Series

- Cooling Efficiencies up to 15.2 SEER2 / 9.8 EER2
- PlusOne® Expanded Valve Space
- PlusOne® Triple Service Access
- PlusOne® Variable Speed Twin Rotary Compressor & Inverter Drive
- Cooling Capacities 22.8 to 56 kBTU
- Nominal Sizes: 2 - 5 Ton

Limited Warranty:

- Conditional Parts - 10 Years

SIZE	STOCK NO	EACH
R-410A • 208-230/60 • SINGLE-PHASE		
2 ton	RA15AZ24AJ3CA	3822.88
3 ton	RA15AZ36AJ3CA	5097.00
4 ton	RA15AZ48AJ3CA	6266.37
5 ton	RA15AZ60AJ3CA	7237.84

RA Series Control Package

Remote Condensing Units & Heat Pumps

1.5-5.0 Ton R-410A

DESCRIPTION	STOCK NO	EACH
Low Pressure	RXACA07	166.35
High Pressure	RXABA07	166.35



RA14AZ SERIES			
Model	H	L	W
RA14AZ18	25	29 3/4	29 3/4
RA14AZ24	25	33 3/4	33 3/4
RA14AZ30	27	33 3/4	33 3/4
RA14AZ36	31	33 3/4	33 3/4
RA14AZ42	35	33 3/4	33 3/4
RA14AZ48	35	33 3/4	33 3/4
RA14AZ60	51	35 3/4	35 3/4

RA14AZ Endeavor™ Line Achiever® Series

- Cooling Efficiencies up to 13.8/14.3 SEER2
- PlusOne® Expanded Valve Space
- PlusOne® Triple Service Access
- Single-Stage Compressor
- Cooling Capacities 17.1 to 55.5 kBTU
- Nominal Sizes: 1.5 - 5 Ton

Limited Warranty:

- Conditional Parts - 10 Years

SIZE	STOCK NO	EACH
R-410A • 208-230/60 • SINGLE-PHASE		
1.5 ton	RA14AZ18AJ1NA	3086.53
2 ton	RA14AZ24AJ1NA	3289.11
2.5 ton	RA14AZ30AJ1NA	3833.54
3 ton	RA14AZ36AJ1NA	4367.66
3.5 ton	RA14AZ42AJ1NA	4736.00
4 ton	RA14AZ48AJ1NA	5401.70
5 ton	RA14AZ60AJ1NA	6331.47



UA18AZ SERIES			
Model	H	L	W
UA18AZ24	39	33 3/4	33 3/4
UA18AZ36	39	33 3/4	33 3/4
UA18AZ48	51	33 3/4	33 3/4



UA18AZ Endeavor™ Line Ultra® Series

- Cooling Efficiencies up to 18 SEER2 / 10.5 EER2
- PlusOne® Expanded Valve Space
- PlusOne® Triple Service Access
- Inverter Driven, Variable Speed Compressor
- Cooling Capacities 22.8 to 56 kBTU
- Nominal Sizes: 2 - 4 Ton

Limited Warranty:

- Conditional Unit Replacement - 10 Years
- Parts - 10 Years

SIZE	STOCK NO	EACH
R-410A • 208-230/60 • SINGLE-PHASE		
2 ton	UA18AZ24AJVCA	9076.22
3 ton	UA18AZ36AJVCA	9319.67
4 ton	UA18AZ48AJVCA	11061.97



RA13NZ SERIES			
Model	H	L	W
RA13NZ18	25	29 3/4	29 3/4
RA13NZ24	25	33 3/4	33 3/4
RA13NZ30	25	33 3/4	33 3/4
RA13NZ36	25	33 3/4	33 3/4
RA13NZ42	27	33 3/4	33 3/4
RA13NZ48	39	33 3/4	35 3/4
RA13NZ60	45	35 3/4	35 3/4

RA13NZ Endeavor™ Line Achiever® Series

- Cooling Efficiencies up to 13.4 SEER2 / 9 EER2
- PlusOne® Expanded Valve Space
- PlusOne® Triple Service Access
- Single-Stage Compressor
- Cooling Capacities 17.1 to 55.5 kBTU
- Nominal Sizes: 1.5 - 5 Ton

Limited Warranty:

- Conditional Parts - 10 Years

SIZE	STOCK NO	EACH
R-410A • 208-230/60 • SINGLE-PHASE		
1.5 ton	RA13NZ18AJ1NA	2719.36
2 ton	RA13NZ24AJ1NA	2908.56
2.5 ton	RA13NZ30AJ1NA	3258.21
3 ton	RA13NZ36AJ1NA	3921.64
3.5 ton	RA13NZ42AJ1NA	4245.65
4 ton	RA13NZ48AJ1NA	4844.83
5 ton	RA13NZ60AJ1NA	5840.02

Evaporator Coils and Linesets

aspenmfg.com

Ruud Indoor Coils (25)



Ruud Cased Coils • R410A

For Ruud R-410A Units

SIZE	STOCK NO	EACH
STANDARD Efficiency		
2 ton, 14"	RCFZ2414STAAMC	951.83
2 ton, 17"	RCFZ2417STANMC	1014.96
2 ton, 17"	RCFZ2417MTANMC	1157.67
2 ton, 21"	RCFZ2421MTANMC	1182.35
3 ton, 17"	RCFZ3617STANMC	1093.80
3 ton, 21"	RCFZ3621STANMC	1152.87
3 ton, 21"	RCFZ3621MTANMC	1374.55
3 ton, 24"	RCFZ3624MTANMC	1512.41
4 ton, 21"	RCFZ4821STANMC	1413.87
4 ton, 21"	RCFZ4821STAAMC	1696.70
4 ton, 24"	RCFZ4824STANMC	1571.63
5 ton, 21"	RCFZ6021STAAMC	1783.75
5 ton, 24"	RCFZ6024STANMC	1926.26
MEDIUM Efficiency		
2 ton, 17"	RCFZ2517STANMC	1040.32
3 ton, 17"	RCFZ3717STANMC	1121.17
4 ton, 21"	RCFZ4921STANMC	1449.22
5 ton, 24"	RCFZ6124STANMC	1974.43
5 ton, 24"	RCF6024HTAMCA	2098.23
HIGH Efficiency		
3 ton, 21"	RCFZ3621MTAAMC	1649.44
HIGH Efficiency with Electronic Expansion Valve		
2 ton, 17"	RCFZ2417SEANMC	1237.69
2 ton, 21"	RCFZ2421MEANMC	1393.32
2 ton, 21"	RCFZ2421HEAAMC	1741.56
3 ton, 21"	RCFZ3621MEANMC	1561.61
5 ton, 21"	RCFZ6021SEAAMC	1720.76
5 ton, 24"	RCFZ6024SEANMC	2080.91
ULTRA Efficiency with Electronic Expansion Valve		
2 ton, 21"	RCF2421UEAMCA	1276.18

Expansion Valve TXV Kits

For use with RCF Coils to RA13NZ & RA14AZ Series.

SIZE	STOCK NUMBER	EACH
2 TON	RXHQC24N	91.57
3 TON	RXHQC36N	91.57
4 TON	RXHQC48N	91.57
5 TON	RXHQC60N	91.57

Ruud Coil Adapter

For cased coils to be installed on next size smaller gas furnace


STOCK NUMBER	EACH
RXBAAC	92.39

Ruud Jumper Bar

DESCRIPTION	STOCK NO	EACH
3CKT - 1CKT	RXBJA31	43.13

Aspen Uncased Evaporator Coils (25a)

Designed for upflow and downflow applications. Standard refrigerant connections: 3/8" ODS liquid line, 7/8" ODS suction line. One 3/4" MPT condensate drain.



R-410A • "A" Coils

STOCK NO	W X D X H IN INCHES	EACH
CA24A24130LR410	13"x19 3/8"x13 1/2"	594.64
CA24D44160LR410	16"x19 3/8"x19 1/2"	912.75
CA30A24160LR410	16"x19 3/8"x15 1/2"	624.37
CA30B44130LR410	13"x19 3/8"x17 1/2"	859.25
CA30B44160LR410	16"x19 3/8"x17 1/2"	859.25
CA30D44160LR410	16"x19 3/8"x21 1/2"	957.36
CA36A24160LR410	16"x19 3/8"x17 1/2"	665.98
CA36B34160LR410	16"x19 3/8"x19 1/2"	814.62
CA36D44160LR410	16"x19 3/8"x23 1/2"	1016.83
CA36A24195LR410	19 1/2"x19 3/8"x17 1/2"	665.98
CA42D44195LR410	19 1/2"x19 3/8"x25 1/2"	1061.42
CA48A24195LR410	19 1/2"x19 3/8"x21 1/2"	713.54
CA48B34195LR410	19 1/2"x19 3/8"x23 1/2"	888.98
CA48D44195LR410	19 1/2"x19 3/8"x27 1/2"	1114.91
CA60D34230R410	23"x21"x26 1/2"	1043.58
CA60E44240LR410	24"x21"x26 1/2"	1263.60

Aspen Expansion Valves

Fits above Aspen coils not already equipped with an expansion valve.

SIZE	STOCK NO	EACH
FOR USE WITH R-22 COILS		
1.5 to 3.0 ton	4190	178.00
3.5 to 5.0 ton	4195	178.00
FOR USE WITH R-410A COILS		
1.5 to 2.0 ton	4200	151.74
2.5 to 3.5 ton	4201	151.74
4.0 to 5.0 ton	4202	151.74

Aspen Downflow Kits

Call for application use of metal vs. plastic.

SIZE	STOCK NO	EACH
Metal drain pans	DWNFLWM16	18.32
Plastic drain pans	DWNFLWP	9.16

See pages 647-650 for ALL Miscellaneous Air Conditioning Accessories

Insulated Line Sets (25a)



UV Abrasion and weather resistant polymeric jacket

SIZE	STOCK NO	EACH
3/4" x 3/8" UV Insulated Linesets		
3/4 x 3/8 x 25'	3438X2512STD	223.26
3/4 x 3/8 x 35'	3438X3512STD	300.27
3/4 x 3/8 x 50'	3438X5012STD	404.18
7/8" x 3/8" UV Insulated Linesets		
7/8 x 3/8 x 25'	7838X2512STD	289.53
7/8 x 3/8 x 35'	7838X3512STD	389.37
7/8 x 3/8 x 50'	7838X5012STD	524.17
1-1/8" x 3/8" Standard Black Insulated Linesets		
1 1/8 x 3/8 x 25'	11838X2512	357.49
1 1/8 x 3/8 x 35'	11838X3512	563.18
1 1/8 x 3/8 x 50'	11838X5012	620.91
3/4" x 3/8" Black 3/4" UV Insulated Linesets		
Sioux Falls Approved		
3/4" x 3/8" x 35'	3438X3534STD	352.75
3/4" x 3/8" x 50'	3438X5034STD	463.73
7/8" x 3/8" x 35'	7838X3534STD	426.14
7/8" x 3/8" x 50'	7838X5034STD	572.81

Double Insulated

Omaha Approved Duraguard UV™ Insulated Linesets

SIZE	STOCK NO	EACH
3/8 x 3/4 x 35'	3438X3534BL	401.95
3/8 x 7/8 x 35'	7838X3534BL	485.79
3/8 x 3/4 x 50'	3438X5034BL	539.22
3/8 x 7/8 x 50'	7838X5034BL	657.85

Adhesives

See page 828 for SPVC Line Set Tape

No 520 Armflex

DESCRIPTION	STOCK NO	EACH
Pint	PTRUAD	23.44
Quart	QTRUAD	35.16

Clamps



(29)

Thermo-Snap Clamp

Pre-mounted brackets designed for pipe mounting jobs. (Bag of 5)

SIZE	STOCK NO	EACH
2"	TSC2	8.40



RP15AZ Endeavor™ Line Achiever Plus® Series

- Cooling Efficiencies up to 16 SEER2 / 11.7 EER2
- Heating Efficiencies up to 8.1 HSPF2
- PlusOne® Expanded Valve Space
- PlusOne® Triple Service Access
- Two-Stage Scroll Compressor
- Nominal Sizes: 1.5 - 5 Ton

Limited Warranty:

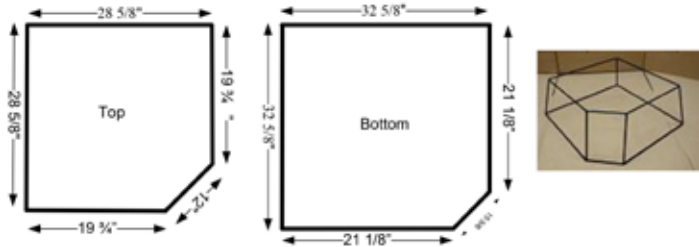
- Conditional Parts - 10 Years

RP15AZ Series • R-410A Heat Pumps

DESCRIPTION	STOCK NO	EACH
1.5 ton	RP15AZ18AJ2NA	4621.37
2.0 ton	RP15AZ24AJ2NA	5077.92
2.5 ton	RP15AZ30AJ2NA	5654.19
3.0 ton	RP15AZ36AJ2NA	6486.81
3.5 ton	RP15AZ42AJ2NA	6820.24
4.0 ton	RP15AZ48AJ2NA	7505.34
5.0 ton	RP15AZ60AJ2NA	8542.36



RP15 SERIES				
Model	H	L	W	
15AZ18	25	29 3/4	29 3/4	
15AZ24	25	29 3/4	29 3/4	
15AZ30	35	33 3/4	33 3/4	
15AZ36	39	33 3/4	33 3/4	
15AZ42	39	33 3/4	33 3/4	
15AZ48	39	33 3/4	33 3/4	
15AZ60	51	35 3/4	35 3/4	



(27)

Lennox Large Heat Pump Stand

Powder Coated, Holds up to 2,000lbs. Pad not included. For Ruud 4 and 5 ton units.

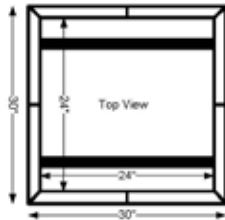
STOCK NUMBER	EACH
HEPUST45	194.25

(39)

Universal Reversible Heat Pump Stand

- Reversible adjustable brackets
- Powder coated
- Durable
- 10" Height

STOCK NUMBER	EACH
UNV2430	168.00



UP16AZ Endeavor™ Line Achiever® Plus Series

- Cooling Efficiencies up to 16 SEER2
- Heating Efficiencies up to 8.1 HSPF2
- PlusOne® Expanded Valve Space
- PlusOne® Triple Service Access
- Inverter Driven, Variable Speed Compressor
- Nominal Sizes: 2 to 5 Tons

Limited Warranty:

- Conditional Unit Replacement - 10 Years
- Parts - 10 Years

UP17 Series • R-410A Heat Pumps

DESCRIPTION	STOCK NO	EACH
2.0 ton	UP16AZ24AJ3CA	7966.03
3.0 ton	UP16AZ36AJ3CA	9385.13
4.0 ton	UP16AZ48AJ3CA	10517.66
5.0 ton	UP16AZ60AJ3CA	11272.06



UP16AZ SERIES				
Model	H	L	W	
UP16AZ24	27	29 3/4	29 3/4	
UP16AZ36	35	33 3/4	33 3/4	
UP16AZ48	35	35 3/4	33 3/4	
UP16AZ60	45	35 3/4	35 3/4	

RD17AZ Endeavor™ Line Achiever Plus® Series

- Cooling Efficiencies up to: 19 SEER2/ 12 EER2
- Heating Efficiencies up to: 8.5 HSPF2
- Nominal Sizes: 2 to 5 Ton
- Cooling Capacities: 22.8 to 53.0 kBTU

Limited Warranty:

- Conditional Parts - 10 Years

RD17AZ Series • R-410A Heat Pumps

DESCRIPTION	STOCK NO	EACH
2.0 ton	RD17AZ24AJ3NA	4308.20
3.0 ton	RD17AZ36AJ3NA	4534.95
4.0 ton	RD17AZ48AJ3NA	5355.58
5.0 ton	RD17AZ60AJ3NA	5637.45



RD17AZ SERIES				
Tons	H	L	W	
2	36.61	40.16	16.38	
3	46.38	42.01	19.29	
4	57.80	40.16	16.38	
5	57.80	40.16	16.38	



UP17 Achiever Plus® Series

- Cooling Efficiencies up to 18.5 SEER / 13 EER
- Heating Efficiencies up to 8.5 HSPF
- PlusOne® Expanded Valve Space
- PlusOne® Triple Service Access
- Inverter-driven Scroll™ Compressor
- Nominal Sizes: 2, 3, 4 & 5 Ton

Limited Warranty:

- Conditional Unit Replacement - 10 Years
- Parts - 10 Years

UP17 Series • R-410A Heat Pumps

DESCRIPTION	STOCK NO	EACH
2.0 ton	UP1724AJVCA	7545.74
3.0 ton	UP1736AJVCA	8889.96
5.0 ton	UP1760AJVCA	10677.31



UP17 SERIES				
Model	H	L	W	
1724	35	33 3/4	33 3/4	
1736	35	33 3/4	33 3/4	
1760	45	35 3/4	35 3/4	



UP20 Ultra™ Series

- Cooling Efficiencies up to 20 SEER / 14 EER
- Heating Efficiencies up to 11.5 HSPF
- PlusOne® Expanded Valve Space
- PlusOne® Triple Service Access
- Inverter-driven Scroll™ Compressor
- Nominal Sizes: 2, 3, 4 & 5 Ton

Limited Warranty:

- Conditional Unit Replacement - 10 Years
- Parts - 10 Years

UP20 Series • R-410A Heat Pumps

DESCRIPTION	STOCK NO	EACH
2.0 ton	UP2024BJVCA	9242.23
4.0 ton	UP2048BJVCA	11081.74



UP17 SERIES				
Model	H	L	W	
2024	35	35 3/4	35 3/4	
2048	51	35 3/4	35 3/4	



UP18AZ Endeavor™ Line Ultra® Series

- Cooling Efficiencies up to 18 SEER2
- Heating Efficiencies up to 8.5 HSPF2
- PlusOne® Expanded Valve Space
- PlusOne® Triple Service Access
- Inverter Driven, Variable Speed Compressor
- Nominal Sizes: 2 to 5 Tons

Limited Warranty:

- Conditional Unit Replacement - 10 Years
- Parts - 10 Years

UP17 Series • R-410A Heat Pumps

DESCRIPTION	STOCK NO	EACH
2.0 ton	UP18AZ24AJVCA	9757.03
3.0 ton	UP18AZ36AJVCA	10620.14
4.0 ton	UP18AZ48AJVCA	11698.99
5.0 ton	UP18AZ60AJVCA	12893.28



UP18AZ SERIES				
Model	H	L	W	
UP18AZ24	45.17	36.13	36.13	
UP18AZ36	51.17	36.13	36.13	
UP18AZ48	51.17	36.13	36.13	
UP18AZ60	51.17	36.13	36.13	

Ruud Heat Recovery Ventilators ⁽⁴²⁾

Ruud Air Handlers ⁽²⁵⁾

ruud.com

Heat Recovery Ventilators



HRVs are growing in popularity as an indoor air quality solution to health issues and winter condensation problems. They present the most cost effective solution to meeting tougher new construction housing codes in northern US and Canada. Centrifugal blowers remove stale indoor air; the patented set of exchange cores capture and transfer heat, so that the temperature of the indoor air is maintained. Hanging Chains and drain tube included.

6" Port • 1/2" Drain • 120V, 60 Hz

HP	RECOVERY EFFICIENCY	STOCK NO	EACH
1/7	60-70%	HRV190	1338.84

Outdoor Temperature Fahrenheit (°F)	Defrost Cycles (Minutes)		Extended Defrost Cycles	
	Defrosting	Time between Cycles	Defrosting	Time between Cycles
23°	6	50	10	30
5°	6	25	10	20
-17°	10	20	10	15

Wall Control for 150 & 190 HRV's

DESCRIPTION	STOCK NO	EACH
Wall control	40380	91.84

(42)

02418 Ruud Drain Connection

For HRV 100/200

STOCK NO	EACH
02418	6.21

(42)

12895 Ruud Thermistor Kit

For HRV 100/200

STOCK NO	EACH
12895	256.14



RH3VZ Endeavor™ Line Air Handlers

- Constant CFM Motor, 3-Stage Airflow
- Efficiencies: Up to 16 SEER2
- PlusOne® Diagnostics
- Aluminum Indoor Coil Design
- Versatile 4-Way Convertible Compact Design
- Thermal Expansion Valve (TXV)
- New Ruud Air Handler Control Board
 - Introduces Bluetooth® connectivity
 - Maintains EcoNet® diagnostics



Limited Warranty:

Conditional Parts - 10 Years

REFRIG.	SIZE	CABINET HEIGHT	CFM MIN/MAX	NOM CAPACITY	STOCK NO	EACH
1 Phase, 208-240/60						
R-410A	17.5	42.5	340/750	24,000	RH3VZ2417STACNJ	3755.26
R-410A	17.5	42.5	500/1125	30,000	RH3VZ3617STACNJ	3984.56
R-410A	21	50.5	650/1450	48,000	RH3VZ4821STACNJ	4557.61
R-410A	24.5	55.5	810/1800	60,000	RH3VZ6024STACNJ	5501.94

RH2TZ Endeavor™ Line Air Handlers

- Constant Torque Two-Stage Airflow
- Aluminum Indoor Coil Design
- Efficiencies: 13.4 to 14.3 SEER2
- Versatile 4-Way Convertible Compact Design



Limited Warranty:

Conditional Parts - 10 Years

REFRIG.	SIZE	CABINET HEIGHT	REFRIGERANT CONN. SWT. (LIQUID - VAPOR)	NOM CAPACITY	STOCK NO	EACH
1 Phase, 115/60						
R-410A	17.5	42.5	3/8" - 3/4"	24,000	RH2TZ2417STANNA	2581.88
R-410A	17.5	42.5	3/8" - 3/4"	36,000	RH2TZ3621STANNA	3202.79
1 Phase, 208-240/60						
R-410A	17.5	42.5	3/8" - 3/4"	24,000	RH2TZ2417STANNJ	2581.88
R-410A	17.5	42.5	3/8" - 3/4"	36,000	RH2TZ3617STANNJ	2819.85
R-410A	21	42.5	3/8" - 3/4"	36,000	RH2TZ3621STANNJ	3202.79
R-410A	21	50.5	3/8" - 7/8"	48,000	RH2TZ4821STANNJ	3425.20
R-410A	24.5	55.5	3/8" - 7/8"	48,000	RH2TZ4824STANNJ	3487.35
R-410A	24.5	55.5	3/8" - 7/8"	60,000	RH2TZ6024STANNJ	3819.48



RH1P Series Heat Pump Air Handlers

- PSC Single Stage Airflow
- Aluminum Coil
- Thermostatic Expansion Valve (TXV)

Limited Warranty:

Conditional Parts - 10 Years

Efficiencies up to 15 SEER • R-410A • 208/240/1/60

REFRIG.	SIZE	CABINET HEIGHT	CFM LOW/HIGH	NOM CAPACITY	STOCK NO	EACH
R-410A	17.5	42.5	600/800	24,000	RH1P2417STANJA	1685.01
R-410A	21	50.5	1400/1600	48,000	RH1P4821STANJA	2271.52
R-410A	24.5	55.5	1800	60,000	RH1P6024STANJA	2971.95



RH1T Series Heat Pump Air Handlers

- Constant Torque Single Stage Airflow
- Aluminum Coil
- Thermostatic Expansion Valve (TXV)

Limited Warranty:

Conditional Parts - 10 Years

Efficiencies up to 16 SEER • R-410A • 208/240/1/60

REFRIG.	SIZE	CABINET HEIGHT	CFM LOW/HIGH	NOM CAPACITY	STOCK NO	EACH
R-410A	21	50.5	1200	36,000	RH1T4821STANJA	2895.88
R-410A	24.5	50.5	1400/1600	48,000	RH1T4824STANJA	2953.74



RH1V Series Heat Pump Air Handlers

- Constant CFM Single Stage Airflow
- Aluminum Coil
- Thermostatic Expansion Valve (TXV)

Limited Warranty:

Conditional Parts - 10 Years

Efficiencies up to 16 SEER • R-410A • 208/240/1/60

REFRIG.	SIZE	CABINET HEIGHT	CFM LOW/HIGH	NOM CAPACITY	STOCK NO	EACH
R-410A	17.5	42.5	1000/1200	30,000	RH1V3617STANJA	3342.12
R-410A	21	50.5	1400/1600	48,000	RH1V4821STANJA	3822.78
R-410A	24.5	55.5	1800	60,000	RH1V6024STANJA	4614.89



RH2T Series Heat Pump Air Handlers

- Constant Torque Two Stage Airflow
- Aluminum Coil
- Electronic Expansion Valve (EEV) or Thermostatic Expansion Valve (TXV)

Limited Warranty:

Conditional Parts - 10 Years

Efficiencies up to 20 SEER • R-410A • 208/240/1/60

REFRIG.	SIZE	CABINET HEIGHT	CFM LOW/HIGH	NOM CAPACITY	STOCK NO	EACH
R-410A	17.5	42.5	600/800	24,000	RH2T2417SEACJA	3164.49
R-410A	21	42.5	525/700	24,000	RH2T2421MEACJA	2704.36
R-410A	21	57	1400/1600	48,000	RH2T4821MEACJA	4175.80



Electric Heater Kits for Ruud Air Handlers

208/230/1

SIZE	CABINET SIZE	STOCK NO	EACH
10kW	17"	RXBH1724A10J	202.59
15kW	17"	RXBH1724A15J	312.81
18kW	17"	RXBH1724A18J	327.40
20kW	21-24"	RXBH24A20J	396.45

(24)

Electric Heater Strip

208/230/1

SIZE	CABINET SIZE	STOCK NO	EACH
13kW	17"	RXBH13KW	197.94

(24)

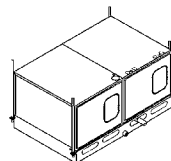
Willow Hot Water Coils

CFM	STOCK NO	EACH
800-1200	WSD16X16	429.01
1000-2100	WSD20X19	562.14
1600-2400	WSD22X22	675.08



Accessories

DESCRIPTION	STOCK NO	EACH
1.5-3 ton Aux. Dr.	RXBMAC48	321.80



Ruud Packaged Heating and Cooling Units (25)

ruud.com



RGEC Series

14 SEER • 208-230V/60Hz • Scroll Compressors

TON	STOCK NO	EACH
1-Phase • 2 Stage Stainless • Tier 3 Achiever Series		
3	RGECZR036AJT10BACAA0	11555.93
4	RGECZR048AJT12BACAA0	11830.26
5	RGECZR060AJT12BACAA0	12993.53

Single-Phase • Electric Ignition

TON SIZE	AFUE %	HEATING CAP'Y	HTG Output BTU/HR	COOLING CAP'Y	NOMINAL CFM
3	81.0	100,000	81,000	36,000	1200
4	81.0	125,000	NA	49,000	1600
5	81.0	125,000	NA	59,500	2000

14 SEER • 208-230V/60Hz • Scroll Compressors

TON	STOCK NO	EACH
3-Phase • 2 Stage Stainless • Tier 3 Achiever Series		
3	RGECZR036ACT10BACAA0	10847.29
4	RGECZR048ACT12BACAA0	11527.58
5	RGECZR060ACT12BACAA0	12218.48
3-Phase • 2 Stage Stainless • Tier 1 Ultra Series		
6	RGECZT072ACT12BACAA0	14249.74

Three-Phase • Electric Ignition

TON SIZE	AFUE %	HIGH INPUT BTU/HR	HTG Output BTU/HR	COOLING CAP'Y	NOMINAL CFM
3	81.0	100,000	81,000	36,000	1200
4	81.0	120,000	97,200	49,000	1600
5	81.0	120,000	97,200	59,500	2000
6	81.0	120,000	97,200	70,000	2400

RGECZR Accessories

Roof Curb

SIZE	STOCK NO	EACH
For 3-5 ton RGECZR Series		
14"	RXKGDCC14	554.40
24"	RXKGDCC24	945.61

Economizer

For RKNN Series

FOR	STOCK NO	EACH
3-5 Ton	AXRD01RECAM3	1180.40

Curb Adapter

For 3-5 Ton RKNN Series

STOCK NO	EACH
Carrier to Ruud	

RXRXEACC35 1808.08

Power Exhaust

FOR	STOCK NO	EACH
3-5 tons	RXRXBGF04C	920.96

Hail Guard

FOR	STOCK NO	EACH
3.5 Ton UKNL,		
4 & 5 Ton RKP	AXRXAAD01B	354.51
RGECZR Series	RXRADD04C	295.69

Economizer

For RGECZR Series

FOR	STOCK NO	EACH
Downflow	RXRD11MCDAM3	1952.86
Horizontal	RXRD11MCHAM3	2146.94





Ruud Rooftop Units ⁽²⁵⁾

ruud.com



RGEDZS Achiever Plus® Series Gas Heating Electric Cooling

R-410A Commercial Rooftop Units

- Optional VFD and HumidiDry Technology™
- Two stage cooling
- PlusOne® Diagnostics with Dual 7-Segment LED Display
- PlusOne® ServiceSmart package

RGEDZS SERIES			
Model	H	L	W
090	50½	60	89½
120	50½	60	89½
150	60½	60	89½

NOMINAL TONS	HEATING INPUT BTU	HEATING OUTPUT BTU	IEER	NOMINAL CFM/AHRI	GROSS COOLING CAPACITY BTU	STOCK NO	EACH
Two Stage Stainless Compressor • 208-230 Volt, 3 Phase							
7.5	205,000	166,050	14.6	3000/3175	88,000	RGEDZT090ACG20BAAAA0	19984.67
10	225,000	182,250	14.6	4000/3480	118,000	RGEDZT120ACG22BAAAA0	23832.84
12.5	225,000	182,250	14	5000/3750	148,000	RGEDZT150ACG22BAAAA0	26531.99

Accessories

14" Roof Curbs

FOR	STOCK NO	EACH
RGEDZS Series	RXKGDDDD14	597.55
RKKN 6.0 Ton	RXKGCAD14	408.60
RKKL 7.5 & 12.5 Ton	RXKGAEE14	465.35

24" Roof Curbs

FOR	STOCK NO	EACH
RGEDZS Series	RXKGDDDD24	1256.74

Economizers

For RGEDZS Series

FOR	STOCK NO	EACH
Downflow	RXRD11MDDAM3	2251.64
Horizontal	RXRD11MDHAM3	2273.20

(42)

Roof Top Accessories

DESCRIPTION	STOCK NO	EACH
Smoke Detector	SM501P	226.05

Low Ambient Kit

FOR	STOCK NO	EACH
RKKL 6 Ton	RXRZA04	231.02

Louver Kits

FOR	STOCK NO	EACH
RGEDZS 7.5-10 Ton	RXRXADD04A	295.69
RGEDZS 12.5 Ton	RXRXADD04B	295.69

WeatherKing® Gas Furnaces/Condensing Units ⁽³⁸⁾

weatherking.com

W92T Series Multi Position Gas Furnace

- 92% residential gas furnace CSA certified
- 4 way multi-poise design
- 7-Segment LED all units
- Direct Spark Ignition
- Water Management System
- Heat exchanger is removable for improved serviceability. Aluminized steel/Stainless steel construction provide maximum corrosion resistance and thermal fatigue reliability.
- Low profile "34 inch" cabinet
- Blower shelf design
- Pre marked hoses
- Vent with 2" or 3" PVC
- Replaceable Collector box
- Hemmed edges on cabinet and doors
- Quarter turn fasteners for tool less access
- Integrated control boards feature dip switches
- Self priming condensate trap



W92T Series Constant Torque ECM Motor

INPUT BTU/HR	HTG. CAP'Y BTU/HR	COOLING CFM @ .5"	WIDTH	STOCK NO	PRICE
42,000	39,060	1121	17½	W92TA0401317MSA	1923.40
56,000	52,080	1232	17½	W92TA0601317MSA	2085.22
70,000	68,000	1198	17½	W92TA0701317MSA	2149.13
84,000	78,120	1742	21	W92TA0851521MSA	2325.78
98,000	91,140	1782	21	W92TA1001521MSA	2423.38
112,000	104,160	1934	24½	W92TA1151524MSA	2646.33

W96T Series Multi Position Gas Furnace

- 96% residential gas furnace CSA certified
- 4 way multi-poise design
- Diagnostics 7-Segment LED all units
- Ignition System – Direct Spark Ignition
- Water Management System
- Heat exchanger is removable for improved serviceability. Aluminized steel/Stainless steel construction provide maximum corrosion resistance and thermal fatigue reliability.
- Low profile "34 inch" cabinet
- Blower shelf design
- Pre marked hoses
- Vent with 2" or 3" PVC
- Replaceable Collector box
- Hemmed edges on cabinet and doors
- Quarter turn fasteners for tool less access
- Integrated control boards feature dip switches
- Self priming condensate trap



W96T Two-Stage Constant Torque ECM Motor

INPUT BTU/HR	HTG. CAP'Y BTU/HR	COOLING CFM @ .7"	WIDTH	STOCK NO	PRICE
42,000	41,000	1102	17½	W96TA0402317MSA	2147.51
56,000	55,000	1240	17½	W962W0603A17M4SBAS	2715.30
70,000	68,000	1141	17½	W96TA0702317MSA	2363.62
84,000	82,000	1898	21	W96TA0852521MSA	2588.42
98,000	95,000	1745	21	W96TA1002521MSA	2673.66

Solid Bottom Assemblies

For W96TA, W962W, W95PA, or W92PA Series
Solid bottom included on W92T Series

SIZE	STOCK NO	EACH
17.5"	AE10358501	17.73
21"	AS10477202	20.87
24"	AE10358503	22.77

L.P. Conversion Kits

JR Codes

FOR SERIAL NUMBERS	STOCK NO	EACH
W92TA Series.....	FP38	64.57
W96TA Series.....	FP34	52.98

WA13 Series Single Stage Air Conditioners

- Outdoor air conditioner designed for ground level or rooftop installations. These units offer comfort & dependability for single, multi-family & light commercial applications
- Painted louvered steel cabinet
- Easily accessible control box
- Condenser coils constructed with copper tubing and enhanced aluminum fins.
- Grille/Motor mount for quiet fan operation
- Limited Warranty (Parts - five years)



Model No.	UNIT DIMENSIONS		
	Width	Length	Height
18, 24	23⅝"	23⅝"	24¼"
30, 36, 42	27⅝"	27⅝"	24¼"
48	31⅝"	31⅝"	27⅝"
60	31⅝"	31⅝"	35⅝"

Single Stage • 1ph, 208-230/60 • 13 SEER/11 EER

DESCRIPTION	STOCK NO	EACH
3.5 ton	WA1342AJ1NA	2055.38

Condensing Units



WA13NZ Series Single Stage Air Conditioners

- Fully Louvered Steel Cabinet: Features durable construction to add protection from yard hazards, weather corrosion
- Optimized 7 mm Coil: Design allows for improved airflow, heat transfer and energy consumption (1.5 ton - 4.0 ton)
- Easily Accessible Control Box: Ease of installation and serviceability
- Limited Warranty (Parts - five years)

Model No.	UNIT DIMENSIONS		
	Height	Length	Width
18	25"	29¾"	29¾"
24, 30, 36	25"	33¾"	33¾"
42	27"	33¾"	33¾"
48	39"	33¾"	33¾"
60	45"	33¾"	33¾"

Single Stage • 1ph, 208-230/60 • 13.4 SEER / 9.0 EER2

DESCRIPTION	STOCK NO	EACH
1.5 ton	WA13NZ18AJ1NA	1781.32
2.0 ton	WA13NZ24AJ1NA	1905.21
2.5 ton	WA13NZ30AJ1NA	2134.21
3.0 ton	WA13NZ36AJ1NA	2432.40
3.5 ton	WA13NZ42AJ1NA	2633.48
4.0 ton	WA13NZ48AJ1NA	3005.07
5.0 ton	WA13NZ60AJ1NA	3622.36



First Co. Package Units (346b)

firstco.com



First-Pak Gas Single Package Vertical Gas Unit

Self-contained packaged units with gas-fired heating and electric cooling. Pre-wired and pre-charged from factory.

- Slide out Cooling Chassis
- Low friction chassis slide rails
- Slide out heating assembly
- Integrated Circuit board for with status codes
- See through sight glass for viewing codes
- Pre-wired and pre-charged from the factory
- High efficiency scroll and rotary compressors
- Larger air coil with low face velocity
- Stainless steel heat exchanger
- Dual inlet evaporator fan
- Double isolated compressor mounting
- 27^{7/8}" Width, 31^{3/8}" Length, 43^{1/4}" Length
- 20 year heat exchanger warranty 5 year for other parts

Single Stage • 1ph, 208-230/60 • 12-13 SEER

HEAT CAPACITY	COOLING	STOCK NO	EACH
30,000 BTU/H	1.0 ton	FPG30N8C12A	3925.35
40,000 BTU/H	1.5 ton	FPG40N8C18A	4090.35
50,000 BTU/H	1.5 ton	FPG50N8C18A	4171.20
50,000 BTU/H	2.0 ton	FPG50N8C24A	4684.35
60,000 BTU/H	2.0 ton	FPG60N8C24A	4778.40
60,000 BTU/H	2.5 ton	FPG60N8C30A	4870.80

(346c)

Accessories

STOCK NO	EACH
First-Pak Wall Sleeve - 29" x 45"	
92910	328.35
First-Pak Architectural Louvered Grill (Aluminum)	
G230A	473.55



Reserved

Century Gas Furnaces

www.century-hvac.com



(360V)

92% AFUE GUH92C Series Upflow/Horizontal

Heat Exchanger Design

- Aluminized steel primary heat exchanger with crimped non-welded construction
- AL 29-4c stainless steel secondary heat exchanger

Cabinet Design

- Compact 33" height with standardized widths

Air Delivery System

- Multi-speed high efficiency (constant torque) blower motor
- Easily removable slide-out blower design

Controls

- Single stage gas valve
- Self diagnostics save last 10 fault codes regardless of power interruption
- Durable silicon nitride igniter
- Electronic air cleaner and humidifier terminals

Venting

- Certified for direct vent and indirect (1 and 2 pipe applications)

Natural Gas 1/2" Inlet • 120V / 60Hz / 1 Phase

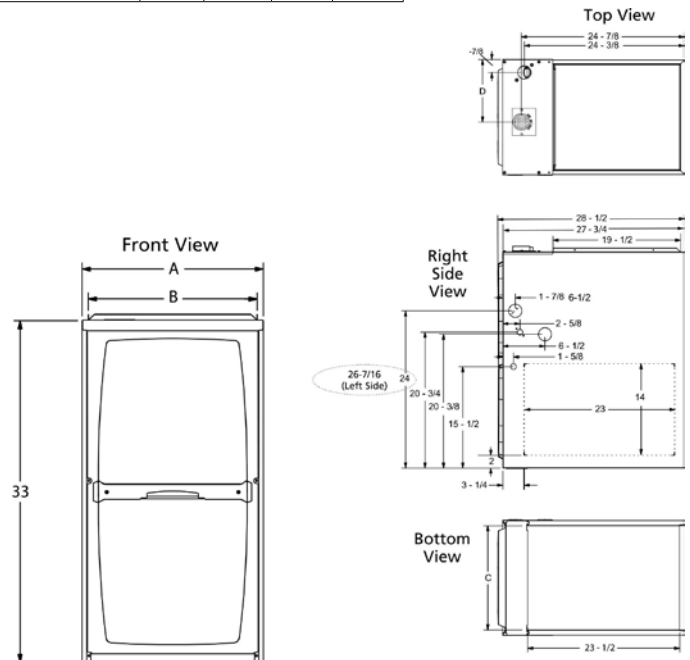
INPUT (BTUH)	OUTPUT (BTUH)	AFUE	NOM. COOLING CAPACITY	STOCK NO	PRICE
44,000	42,000	92.1	3 Ton	GUH92C045B3M	1684.78
66,000	63,000	92.1	3 Ton	GUH92C070B3M	1739.51
88,000	84,000	92.1	4 Ton	GUH92C090C4M	1978.57
110,000	105,000	92.1	5 Ton	GUH92C110C5M	2396.14

GUH97M Warranty	Parts	Heat Exchanger
Factory Registered	6 Years	20 Years

L.P. Conversion Kit

STOCK NO	EACH
11K50	216.59

GUH92C	Dim. A	Dim. B	Dim. C	Dim. D
GUH92C045B3M	17-1/2"	16-3/8"	16"	9-5/16"
GUH92C070B3M	17-1/2"	16-3/8"	16"	9-5/16"
GUH92C090C4M	21"	19-7/8"	19-1/2"	11-5/16"
GUH92C110C5M	24-1/2"	23-3/8"	23"	11-5/16"



Century Gas Furnaces

www.century-hvac.com

(360D)

97% AFUE GUH97M Series Upflow/Horizontal



Heat Exchanger Design

- 409 stainless steel primary heat exchanger with crimped non-welded construction
- AL 29-4c stainless steel secondary heat exchanger

Cabinet Design

- Compact 33" height with standardized widths
- Air Delivery System
- ECM variable speed blower motor
- Easily removable slide-out blower design
- Motor features "soft-start" and "soft-stop" for quiet operation
- Active and passive dehumidification feature

Controls

- Modulating gas valve
- Works with the conventional 24V T-Stat
- Self diagnostics saves last 10 fault codes regardless of power interruption

Venting

- Category 4 direct vent appliance (2 pipe only)

Natural Gas 1/2" Inlet • 120V / 60Hz / 1 Phase

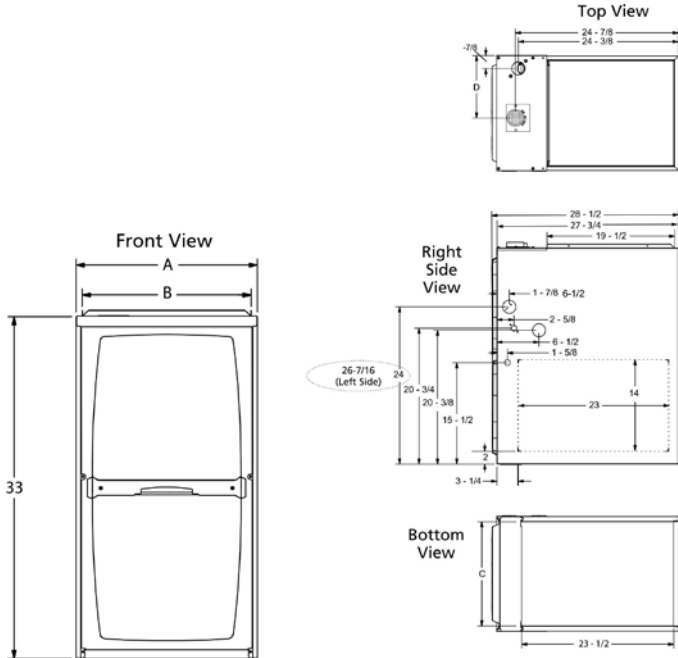
INPUT (BTUH)	OUTPUT (BTUH)	AFUE	NOM. COOLING CAPACITY	STOCK NO	PRICE
66,000	64,000	97.0	3 Ton	GUH97M070B3M	4198.74
88,000	85,000	97.0	4 Ton	GUH97M090C4M	4840.56
110,000	106,000	97.0	5 Ton	GUH97M110C5M	5622.22
132,000	127,000	97.0	5 Ton	GUH97M135D5M	6264.04

GUH97M Warranty	Parts	Heat Exchanger
Factory Registered	6 Years	20 Years

GUH97M	Dim. A	Dim. B	Dim. C	Dim. D
GUH97M070B3M	17-1/2"	16-3/8"	16"	7-5/8"
GUH97M090C4M	21"	19-7/8"	19-1/2"	9-3/8"
GUH97M110C5M	21"	19-7/8"	19-1/2"	9-3/8"
GUH97M135D5M	24-1/2"	23-3/8"	23"	11-1/8"

L.P. Conversion Kit

STOCK NO	EACH
68W77	516.78



(360B)

96% AFUE GUH96T Series Upflow/Horizontal



Heat Exchanger Design

- Aluminumized steel primary heat exchanger with crimped non-welded construction
- AL 29-4C stainless steel secondary heat exchanger

Cabinet Design

- Compact 33" height with Standardized widths
- Air Delivery System
- Efficient ECM variable speed blower motor
- Motor features "soft start" and "soft stop" for quiet operation
- Active and passive dehumidification feature
- Easily removable slide-out blower design

Controls

- Two stage gas valve with Integrated ignition and fan control
- Control board keeps last five (5) fault codes with push button memory recall
- Hot surface ignition system uses durable silicon nitride ignitor
- Control features electronic air cleaner and humidifier terminals

Venting

- Certified for direct vent (2-pipe) or non-direct (1-pipe) applications

Natural Gas 1/2" Inlet • 120V / 60Hz / 1 Phase

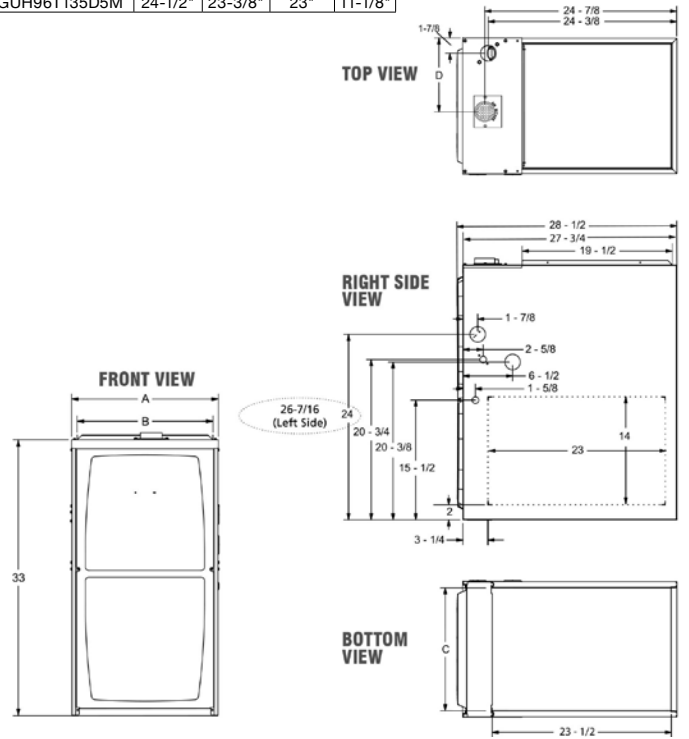
INPUT (BTUH)	OUTPUT (BTUH)	AFUE	NOM. COOLING CAPACITY	STOCK NO	PRICE
29,000/44,000	28,000/42,000	96.0	3 Ton	GUH96T045B3M	2384.36
43,000/66,000	41,000/62,000	96.0	3 Ton	GUH96T070B3M	2478.98
57,000/88,000	55,000/84,000	96.0	3 Ton	GUH96T090C3M	2853.69
72,000/110,000	70,000/105,000	96.0	4 Ton	GUH96T110C5M	3008.87
88,000/132,000	84,000/126,000	96.0	5 Ton	GUH96T135D5M	3141.81

GUH96T Warranty	Parts	Heat Exchanger
Factory Registered	6 Years	20 Years

GUH96T	Dim. A	Dim. B	Dim. C	Dim. D
GUH96T045B3M	17-1/2"	16-3/8"	16"	7-5/8"
GUH96T070B3M	17-1/2"	16-3/8"	16"	7-5/8"
GUH96T090C3M	21"	19-7/8"	19-1/2"	9-3/8"
GUH96T110C5M	21"	19-7/8"	19-1/2"	9-3/8"
GUH96T135D5M	24-1/2"	23-3/8"	23"	11-1/8"

L.P. Conversion Kit

STOCK NO	EACH
11K48	208.32



80% AFUE GUH80C Series Upflow/Horizontal



- Heat Exchanger
- Aluminized steel tapered crimped non-welded clam shell design
- Burners
- Aluminized steel inshot burners for smooth ignition
- Cabinet Design
- Compact 33" height
 - Standardized widths for easy coil fit
- Air Delivery System
- Multi-speed high efficiency (constant torque) blower motor
- Controls
- Single stage gas valve
 - Durable silicon nitride ignitor
 - Self diagnostics saving last 10 fault codes regardless of power interruption
- Venting
- Rotatable draft inducer for venting flexibility

Natural Gas 1/2" Inlet • 120V / 60Hz / 1 Phase

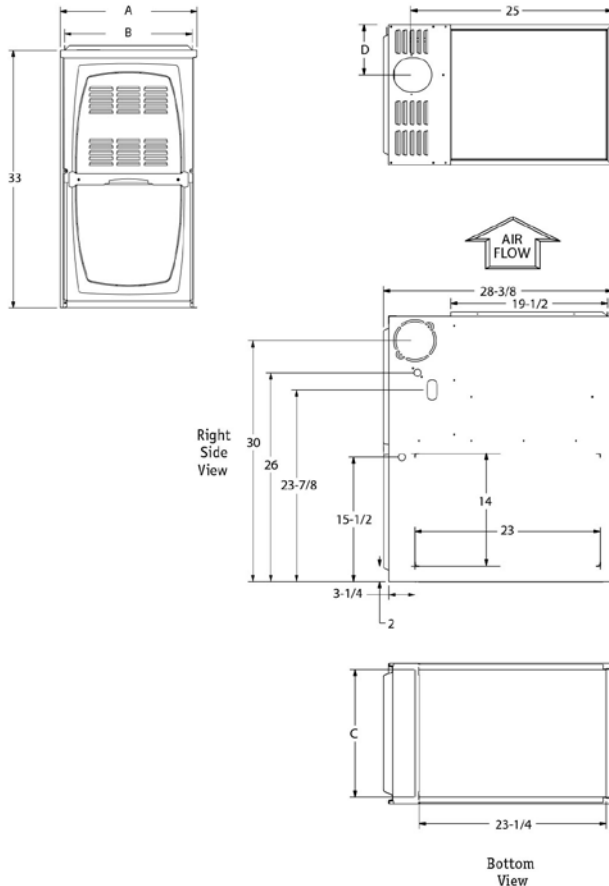
INPUT (BTUH)	OUTPUT (BTUH)	AFUE	NOM. COOLING CAPACITY	STOCK NO	PRICE
44,000	35,200	80.0	1 1/2 - 3 Ton	GUH80C045A3M	1403.79
66,000	52,800	80.0	1 1/2 - 3 Ton	GUH80C070B3M	1484.57
88,000	70,400	80.0	2 1/2 - 4 Ton	GUH80C090B4M	1593.31
88,000	70,400	80.0	3 - 5 Ton	GUH80C090C5M	1665.11
110,000	88,000	80.0	4 - 5 Ton	GUH80C110C5M	1741.25
132,000	105,600	80.0	4 - 5 Ton	GUH80C135D5M	2001.56

GUH80C Warranty	Parts	Heat Exchanger
Factory Registered	6 Years	20 Years

L.P. Conversion Kit

GUH80C	Dim. A	Dim. B	Dim. C	Dim. D
GUH80C045A3M	14-1/2"	13-3/8"	13"	4-3/4"
GUH80C070B3M	17-1/2"	16-3/8"	16"	6-1/4"
GUH80C090B4M	17-1/2"	16-3/8"	16"	6-1/4"
GUH80C090C5M	21"	19-3/8"	19-1/2"	8"
GUH80C110C5M	21"	19-3/8"	19-1/2"	8"
GUH80C135D5M	24-1/2"	23-3/8"	23"	9-3/4"

STOCK NO	EACH
11K50	216.59



80% AFUE GDD80C Series Downflow



- Heat Exchanger
- Aluminized steel tapered crimped non-welded clam shell design
- Burners
- Aluminized steel inshot burners for smooth ignition
- Cabinet Design
- Compact 33" height
 - Standardized widths for easy coil fit
- Air Delivery System
- Multi-speed high efficiency (constant torque) blower motor
- Controls
- Single stage gas valve
 - Durable silicon nitride ignitor
 - Self diagnostics saving last 10 fault codes regardless of power interruption
- Venting
- Rotatable draft inducer for venting flexibility

Natural Gas 1/2" Inlet • 120V / 60Hz / 1 Phase

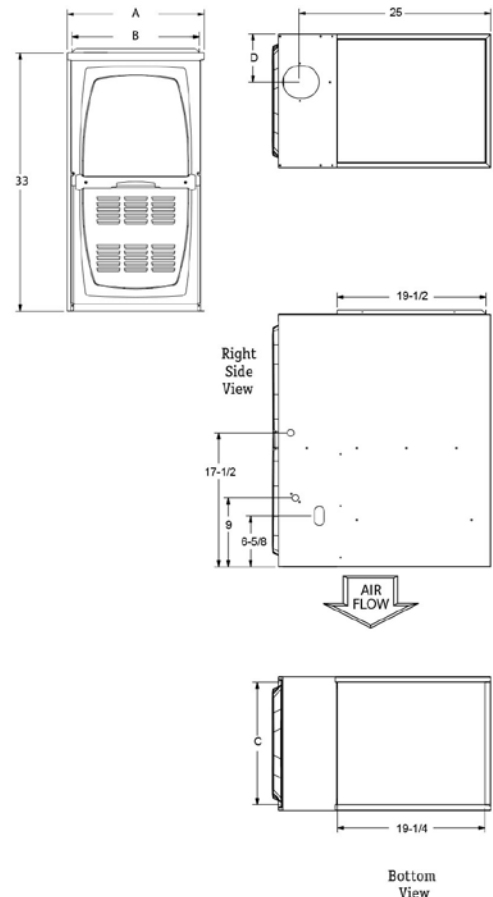
INPUT (BTUH)	OUTPUT (BTUH)	AFUE	NOM. COOLING CAPACITY	STOCK NO	PRICE
44,000	35,200	80.0	2 - 3 Ton	GDD80C045A3M	2085.67
66,000	52,800	80.0	2 - 3 Ton	GDD80C070B3M	2419.18
88,000	70,400	80.0	3 - 4 Ton	GDD80C090B4M	2552.60
110,000	88,000	80.0	4 - 5 Ton	GDD80C110C5M	2734.92

GDD80C Warranty	Parts	Heat Exchanger
Factory Registered	6 Years	20 Years

L.P. Conversion Kit

GUH80C	Dim. A	Dim. B	Dim. C	Dim. D
GDD80C045A3M	14-1/2"	13-3/8"	13"	4-3/4"
GDD80C070B3M	17-1/2"	16-3/8"	16"	6-1/4"
GDD80C090B4M	17-1/2"	16-3/8"	16"	6-1/4"
GDD80C110C5M	21"	19-7/8"	19-1/2"	8"

STOCK NO	EACH
11K50	216.59



Century Condensing Units

www.century-hvac.com



(360H)

RSG17 R-Series

Compressor

- High-efficiency scroll compressor
- Internally protected against high temperature motor overload conditions

Cabinet

- Full metal louvered to protect the coil
- Individual louver panels; for cleaning/service
- Corner-mounted controls for easy service
- Baked polyester paint finished over galvanized steel for maximum durability
- 45-degree offset valves for easy service

Coils

- Total corrosion protection technology
- Enhanced tube-and-fin coil design
- Lanced fins for maximum heat transfer
- Raised coil prevents debris

Components

- Factory installed high/low pressure switches
- Thread-on pressure switches with Schrader core for simple, quick replacement
- Filter drier shipped loose
- Fan orifice for smoother airflow/sound reduction
- Charged for 15 feet of line set

17 SEER • R-410A • 208/230v • 1 Phase • 60Hz

SIZE	STOCK NO	EACH
1.5	RSG1718S1R	2618.44
2.0	RSG1724S1R	3042.01
2.5	RSG1730S1R	3423.23
3.0	RSG1736S1R	3819.83
3.5	RSG1741S1R	4456.80
4.0	RSG1747S1R	4879.71

RSG17	18K	25K	30K	36K	42K	48K
Height	29.25	37.25	29.25	37.25	33.25	33.25
Width	28.25	28.25	28.25	28.25	32.25	32.25
Depth	28.25	28.25	28.25	28.25	32.25	32.25
Weight	155	170	180	200	225	225

RSG17 Warranty	Parts	Compressor
Factory Registered	6 Years	12 Year



(360G)

RSG14 R-Series

Compressor

- High-efficiency scroll compressor
- Heavy-duty compressor sound blanket
- Internally protected against high temperature motor overload conditions

Cabinet

- Full metal louvered to protect the coil
- Individual louver panels; for cleaning/service
- Corner-mounted controls for easy service
- Baked polyester paint finished over galvanized steel for maximum durability

Coils

- Total corrosion protection technology
- Enhanced tube-and-fin coil design
- Lanced fins for maximum heat transfer

Components

- Factory installed high/low pressure switches
- Thread-on pressure switches with Schrader core for simple, quick replacement
- Filter drier shipped loose
- Fan shroud for smoother airflow/sound reduction
- Charged for 15 feet of line set
- 45-degree offset valves for easy service

14 SEER • R-410A • 208/230v • 1 Phase • 60Hz

SIZE	STOCK NO	EACH
1.5	RSG1418S1R	2104.43
2.0	RSG1424S1R	2146.77
2.5	RSG1430S1R	2341.55
3.0	RSG1436S1R	2574.43
3.5	RSG1442S1R	2978.05
4.0	RSG1448S1R	3286.58
5.0	RSG1460S1R	4079.79

RSG14	18K	25K	30K	36K	42K	48K	60K
Height	29	29	37	29	37	37	43
Width	24.25	28.25	28.25	28.25	28.25	28.25	32.25
Depth	24.25	28.25	28.25	28.25	28.25	28.25	32.25
Weight	134	154	169	181	211	218	226

RSG14 Warranty	Parts	Compressor
Factory Registered	6 Years	12 Year



Century Evaporator Coils (360F)

www.century-hvac.com

Cased Coils (360F)



MCG Series Coils • R-410A

- Rifled copper tubing, enhanced aluminum fins
- Immersion-tested at 500 psi, the nitrogen-pressurized and sealed
- Right-hand refrigerant and plumbing connections
- Externally mounted flowwater body with Schrader valve for hiss-testing
- Heavy duty plastic drain pans on most models
- Upflow, horizontal right, or horizontal left without field model modification. Downflow application require plate kit, included.
- Painted cabinets feature furnace connectors
- Fully insulated cabinets with faced insulation
- Split access doors in front for easy service
- AHRI certifiable with all brands of A/C and heat pump systems
- ETL listed for use with both R-22 and R-410a when proper metering device is used

TON	WIDTH	HEIGHT	STOCK NO	EACH
Factory installed TXV				
1.5-2	14 1/2"	16 1/2"	MCG1824TA1P	1022.14
1.5-2	17 1/2"	16 1/2"	MCG1824TB1P	1022.14
2-2.5	17 1/2"	16 1/2"	MCG2430TB3P	1046.15
2-2.5	21"	16 1/2"	MCG2430TC3P	1046.15
2	17 1/2"	16 1/2"	MCG24TB4P	1083.88
3	17 1/2"	20 1/2"	MCG36TB7P	1372.00
3	21"	20 1/2"	MCG36TC7P	1372.00
2.5-3	17 1/2"	16 1/2"	MCG3036TB4P	1101.03
2.5-3	21"	16 1/2"	MCG3036TC4P	1101.03
3.5-4	21"	25 1/2"	MCG4248TC8P	1447.46
3.5-4	21"	25 1/2"	MCG4248TCBP	1591.74
3.5-4	24 1/2"	25 1/2"	MCG4248TD8P	1447.46
4	21"	27 1/2"	MCG48TCFP	1577.80
4	24 1/2"	27 1/2"	MCG48TDFP	1577.80
5	21"	31 1/2"	MCG60TCBP	1653.26
5	24 1/2"	31 1/2"	MCG60TDBP	1653.26

(360K)

Flowrator Size for R410A - 0.053

1.5-2 17 1/2" 16 1/2" MCG1824PB1P 840.35

Flowrator Size for R410A - 0.067

2.5-3 17 1/2" 16 1/2" MCG3036PB4P 929.53



Aspen Uncased Evaporator Coils (25a)

Designed for upflow and downflow applications. Standard refrigerant connections: 3/8" ODS liquid line, 7/8" ODS suction line. One 3/4" MPT condensate drain.

(25a)

Aspen CA Series

R-410A • "A" Coils

W X D X H IN INCHES	STOCK NO	EACH
Cooling "A" Coils		
16"x19 3/8"x15 1/2"	CA30A34160RR410	728.43
16"x19 3/8"x17 1/2"	CA36A34160RR410	773.01

Aspen Downflow Kits

Call for application use of metal vs. plastic.

SIZE	STOCK NO	EACH
Metal drain pans	DWNFLWM16	18.32
Plastic drain pans	DWNFLWP	9.16



Insulated Line Sets (25a)



UV Abrasion and weather resistant polymeric jacket

SIZE	STOCK NO	EACH
3/4" x 3/8" UV Insulated Linesets		
3/4 x 3/8 x 25'	3438X2512STD	223.26
3/4 x 3/8 x 35'	3438X3512STD	300.27
3/4 x 3/8 x 50'	3438X5012STD	404.18
7/8" x 3/8" UV Insulated Linesets		
7/8 x 3/8 x 25'	7838X2512STD	289.53
7/8 x 3/8 x 35'	7838X3512STD	389.37
7/8 x 3/8 x 50'	7838X5012STD	524.17
1-1/8" x 3/8" Standard Black Insulated Linesets		
1 1/8 x 3/8 x 25'	11838X2512	357.49
1 1/8 x 3/8 x 35'	11838X3512	563.18
1 1/8 x 3/8 x 50'	11838X5012	620.91
3/4" x 3/8" Black 3/4" UV Insulated Linesets		
Sioux Falls Approved		
3/4" x 3/8" x 35'	3438X3534STD	352.75
3/4" x 3/8" x 50'	3438X5034STD	463.73
7/8" x 3/8" x 35'	7838X3534STD	426.14
7/8" x 3/8" x 50'	7838X5034STD	572.81

Double Insulated

Omaha Approved Duraguard UV™ Insulated Linesets

SIZE	STOCK NO	EACH
3/8 x 3/4 x 35'	3438X3534BL	401.95
3/8 x 7/8 x 35'	7838X3534BL	485.79
3/8 x 3/4 x 50'	3438X5034BL	539.22
3/8 x 7/8 x 50'	7838X5034BL	657.85

See page 624 For Suction Only Line Sets

Adhesives

See page 828 for SPVC Line Set Tape

No 520 Armaflex

DESCRIPTION	STOCK NO	EACH
Pint	PTRUAD	23.44
Quart	QTRUAD	35.16

Clamps



(29)

Thermo-Snap Clamp

Pre-mounted brackets designed for pipe mounting jobs. (Bag of 5)

SIZE	STOCK NO	EACH
2"	TSC2	8.40

Century Heat Pumps & Air Handlers (360E)

www.century-hvac.com

(360S)

18 SEER HRG18 P-Series



Factory-installed TXV

- Inverter-driven compressor for true variable capacity operation.
- Internally protected against high temperature motor overload conditions
- Heavy-duty compressor sound blanket for quiet operation
- Designed for ambients up to 125°F
- All units ETL and ETL approved and AHRI listed
- Service valves positioned for quick installation and easy service
- High and low pressure switches factory installed
- Factory installed filter dryer

18 SEER • R-410A • 208/230v • 1 Phase • 60Hz


SIZE	STOCK NO	EACH
2-3 Ton	HRG1836S1P	6576.19
4-5 Ton	HRG1860S1P	8816.47

HRG18	36K	60K
H	33.75	43.75
W	29.875	29.875
D	31.5	31.25

HRG18 Warranty	Parts	Compressor
Factory Registered	6 Years	12 Year

(360I)

15 SEER HRG15 R-Series



High-efficiency scroll compressor

- Inverter-driven compressor for true variable capacity operation.
- Internally protected against high temperature motor overload conditions
- Designed to perform in temperatures up to 125°F down to 0°F
- All units ETL and ETL approved and AHRI listed
- Charged for 15 feet of line set
- High and low pressure switches factory installed
- Factory installed filter dryer

15 SEER • R-410A • 208/230v • 1 Phase • 60Hz

SIZE	STOCK NO	EACH
1.5 Ton	HRG1518S1R	3054.74
2 Ton	HRG1524S1R	3109.91
2.5 Ton	HRG1530S1R	3339.01
3 Ton	HRG1536S1R	3708.13
3.5 Ton	HRG1542S1R	4296.76
4 Ton	HRG1548S1R	4704.44
5 Ton	HRG1560S1R	5156.98

HRG15	18K	24K	30K	36K	42K	48K	60K
H	43	43	33	33	38	38	43
W	28.25	28.25	28.25	32.25	32.25	32.25	32.25
D	28.25	28.25	28.25	32.25	32.25	32.25	32.25

HRG15 Warranty	Parts	Compressor
Factory Registered	6 Years	12 Year

HCG**V1P-Series Air Handlers



Variable-Speed ECM

- External access to heater circuit breakers
- Multi-position = Upflow/Horizontal Left/Right
- Polymer plugs on drain locations for installation
- High-strength/heat resistant/corrosion resistance SMC drain pans
- Enhanced tube-and-fin coil design featuring MHT™ Technology
- Variable speed blower motor (constant air flow)
- Field installed 5 - 20kW electric heat kits with easy plug connections
- Built-in indoor time delay for increased efficiency
- Sleeves on distributor tubing to protect tubes
- Single point power kit

SIZE	STOCK NO	EACH
2.0 ton	HCG24V1P	2888.72
3.0 ton	HCG36V1P	3291.94
4.0 ton	HCG48V1P	3691.27
5.0 ton	HCG60V1P	4790.88

HCG**V1P-Series	24K	36K	48K	60K
Nominal cooling capacity - BTUh 1	24000	36000	48000	60000
Volts/Hz/Phase	208-230/60/1	208-230/60/1	208-230/60/1	208-230/60/1
Max. Elec. HEat Available (kW)	10	15	20	20
Transformer Size & Type	40VA Class 2	40VA Class 2	40VA Class 2	40VA Class 2
Filter Size (inches)	15 x 20 x 1	18 x 20 x 1	18 x 20 x 1	18 x 20 x 1
Refrig. Connection (IDS) Suction (in.)	3/4	7/8	7/8	7/8
Refrig. Connection (IDS) Liquid (in.)	3/8	3/8	3/8	3/8
Installed TXV Size	H4TXV01	H4TXV02	H4TXV02	H4TXV03
Weight (lbs.)	127	163	186	186
Height (inches)	45-1/2	53-5/8	55	59-3/4
Width (inches)	18-1/2	21-1/2	21-1/2	21-1/2

HMG**X1P-Series Air Handlers



Constant-Torque ECM

- External access to heater circuit breakers
- Multi-position = Upflow/Horizontal Left/Right
- Polymer plugs on drain locations for installation
- High-strength/heat resistant/corrosion resistance SMC drain pans
- Enhanced tube-and-fin coil design featuring MHT™ Technology
- Efficient Constant Torque blower motors
- Field installed 2.5, 5, 7.5, 10, 12.5, 15, and 20 kW electric heat kits
- Built-in indoor time delay for increased efficiency
- Sleeves on distributor tubing to protect tubes
- Single point power kit

SIZE	STOCK NO	EACH
2.0 ton	HMG24X1P	2398.35
2.5 ton	HMG30X1P	2486.55
3.0 ton	HMG36X1P	2700.27
3.5 ton	HMG42X1P	2876.69
4.0 ton	HMG48X1P	2910.60
5.0 ton	HMG60X1P	3765.48

HMG**X1P-Series	24K	30K	36K	42K	48K	60K
Nominal cooling capacity - BTUh 1	24000	30000	36000	42000	48000	60000
Volts/Hz/Phase	208-230/60/1	208-230/60/1	208-230/60/1	208-230/60/1	208-230/60/1	208-230/60/1
Max. Elec. HEat Available (kW)	10	15	15	15	20	20
Transformer Size & Type	40VA Class 2	40VA Class 2	40VA Class 2	40VA Class 2	40VA Class 2	40VA Class 2
Filter Size (inches)	15 x 20	15 x 20	18 x 20	18 x 20	18 x 20	18 x 20
Refrig. Connection (IDS) Suction (in.)	3/4	3/4	7/8	7/8	7/8	7/8
Refrig. Connection (IDS) Liquid (in.)	3/8	3/8	3/8	3/8	3/8	3/8
Installed TXV Size	H4TXV01	H4TXV01	H4TXV02	H4TXV02	H4TXV02	H4TXV03
Weight (lbs.)	127	133	163	168	186	186
Height (inches)	45-1/2	47	53-5/8	53-5/8	55	59-3/4
Width (inches)	18-1/2	18-1/2	21-1/2	21-1/2	21-1/2	21-1/2

Electric Heat Kits with Circuit Breaker

SIZE	MODEL	C/B SIZE	STOCK NO	EACH
5kW	ECBA25-5CB	30A	16Y39	205.28
7.5kW	ECBA25-7.5CB	45A	16Y41	225.07
10kW	ECBA25-10CB	60A	16Y42	244.86
12.5kW	ECBA25-12.5CB	50A + 25A	16Y43	332.26
15kW	ECBA25-15CB	60A + 25A	16Y44	386.60
20kW	ECBA25-20CB	60A + 50A	16Y46	446.30



Bosch Heat Pumps & Air Handlers ⁽²²⁾

bosch-climate.us

BOVA Series Air to Air Heat Pumps

- Inverter Driven Rotary Compressor delivers up to 18 SEER
- Inverter Compressor (26%-110% Speed) Modulation in 1% Increments
- Compressor Sound Blanket
- 10-year Residential Limited Warranty



Outdoor Condensing Units • 208/230v • 1 Phase • 60Hz • R410A

SIZE	COOLING TOTAL	SEER	EER	STOCK NO	EACH
3 Ton	32400	14.5-15.0	10.0-11.5	BOVB36	3527.04
5 Ton	32400-55000	14.5-16.0	10.0-10.5	BOVB60	4408.80

BOVB18 Outdoor Unit + BMAC Cased Coil Only AHRI 210/240 Performance Data

Outdoor Unit Model	Cased Coil Model	Cooling Capacity			Heating Capacity			
		Cooling Total	Capacity SEER	(BTU/H) EER	HI	HSPF	LOW	CFM
BOVB 36	2430B	23400	15.0	11.5	24000	9.0	17200	700
BOVB 36	3036B	32400	14.5	10.0	35000	9.0	23000	1000
BOVB 36	3036C	32400	14.5	10.0	35000	9.0	23000	1000
BOVB 60	4860C	54000	16.0	10.5	55000	9.5	32000	1300
BOVB 60	4860D	55000	16.0	10.5	56000	9.5	39000	1500

BMAC Series Cased Coils

SIZE	PAIRING MODEL	SEER	EER	CFM	STOCK NO	EACH
17 1/2"	BOVA36 2-2 1/2 Ton	15	11.5	700	BMAC2430BNTD	798.86
17 1/2"	BOVA36 3-3 1/2 Ton	14.5	10	1000	BMAC3036BNTD	822.10
21"	BOVA36 3-3 1/2 Ton	14.5	10	1000	BMAC3036CNTD	939.84
21"	BOVA36 3 1/2-4 Ton	15	10	1000		
21"	BOVA60 3 1/2-4 Ton	16	11	1300	BMAC4248CNTF	1105.10
21"	BOVA60 4-4 1/2 Ton	16	10.5	1300	BMAC4860CNTF	1258.75
24 1/2"	BOVA60 4-4 1/2 Ton	16	10.5	1500	BMAC4860DNTF	1267.73

IDS 2.0 Series Air to Air Heat Pumps

- Ultra-efficient inverter drive system offers up to 20.5 SEER and 10.5 HSPF
- Variable capacity control to precisely match the cooling/heating load
- Sound levels as low as 56 dBA
- 10-year Residential Limited Warranty



Outdoor Condensing Units • 208/230v • 1 Phase • 60Hz

SIZE	COOLING/HEATING BTU/H	SEER	EER	STOCK NO	EACH
3 Ton	34,600/34,200	20-20.5	12.5-14	BOVA36M20	4193.38
5 Ton	54,500/56,000	19-20	12.5-13.5	BOVA60M20	5409.89

Inverter Ducted Split AHRI 210/240 Performance Data

Outdoor Unit Model	Indoor Air Handler Model	Cooling Capacity			Heating Capacity			
		Cooling Total	Capacity SEER	(BTU/H) EER	HI	HSPF	LOW	CFM
BOVA 36	24	24000	20.5	14	24000	10.5	23000	860/680
BOVA 36	36	34600	20	12.5	34200	10.5	28000	1150/820
BOVA 60	48	47000	20	13.5	48000	10.5	40000	1530/1150
BOVA 60	60	57000	19	12.5	56000	10.5	44000	1750/1350

Electrical Heat Kits

Double Pole Breaker

SIZE	STOCK NO	EACH
5kW	.EHK05A	162.62
7.5kW	.EHK08A	205.39
10kW	.EHK10B	226.51
15kW	.EHK15B	368.02
20kW	.EHK20B	430.85

Surge Protector

STOCK NO	EACH
ICM517	100.41



BVA 2.0 Series Indoor Air Handlers

The Bosch Inverter Ducted Split system is one of the quietest air-to-air systems on the market. Through the use of foil-faced air handler cabinet insulation, silent blade technology, sound isolating mounts and outdoor condensing section placement - the system can deliver sound levels as low as 56dB - which is far superior to any standard system on the market.

R410A • Multi-speed ECM blower • TXV Metering

SIZE	STOCK NO	EACH
2.0 ton	.BVA24WN1M20	2222.35
3.0 ton	.BVA36WN1M20	2853.84
4.0 ton	.BVA48WN1M20	2963.66
5.0 ton	.BVA60WN1M20	4056.10



BVA Models	BVA024	BVA036	BVA048	BVA060
Cooling Capacity				
Nominal Cooling (BTU/h)	24,000	34,600	47,500	54,500
Nominal Heating (BTU/h)	24,000	34,200	48,000	55,000
Blower				
Diameter	10-5/8"	10-63/64"	10-63/64"	10-63/64"
Width	8-5/32"	10-63/64"	10-63/64"	10-63/64"
Fan Motor				
Horsepower (HP)	1/3	1/2	3/4	3/4
Full Load Amps	2.6	3	4.5	4.5
Refrigeration System				
Refrigerant Line Size*				
Liquid Line Size (O.D.)	3/8"	3/8"	3/8"	3/8"
Suction Line Size (O.D.)	3/4"	3/4"	7/8"	7/8"
Refrigerant Connection Size				
Liquid Line Size (O.D.)	3/8"	3/8"	3/8"	3/8"
Suction Line Size (O.D.)	3/4"	3/4"	7/8"	7/8"
Expansion Device	TXV	TXV	TXV	TXV
[TXV=Thermal Expansion Valve]				
Decibels dB(A)				
HighSpeed	63	65	67	68
Medium Speed	59	62	63	64
LcmSpeed	55	58	59	60
Electrical Data				
Voltage-Phase-Hz	208/230-1-60	208/230-1-60	208/230-1-60	208/230-1-60
Minimum Circuit Ampacity*	3.3	3.8	5.7	5.7
Max. Overcurrent Protection 3	15	15	15	15
Min/ Max Volts	172V/270V	172V/270V	172V/270V	172V/270V
Air Filter				
Air Filter Sizes	18" x 20"	18" x 20"	20" x 22"	20" x 22"
Weight				
Equipment Weight (lbs)	119	126	162	170
Ship Weight (lbs) 4	132	139	180	188
Dimensions				
Unit D x W x H (in.)	21-5/8 x 19-5/8 x 46-1/2	24 x 22 x 54-1/2		

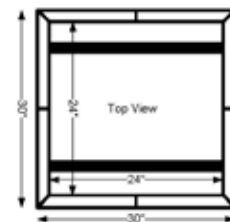


BOSCH
Invented for life

(39) Universal Reversible Heat Pump Stand

- Reversible adjustable brackets
- Powder coated
- Durable
- 10" Height

STOCK NUMBER	EACH
UNV2430	168.00



Fujitsu Single Zone Units (330b)

www.fujitsu-general.com/us

Halcyon™ Wall Mounted Entry Level Units

Stylish, slim and elegant, these popular wall mounted units are designed for single rooms. Indoor units have a clean, aesthetic design and are small but mighty and shorter in length than competing units, helping them blend into any room. These 16-SEER heat pump systems now feature Inverter technology, environmentally friendly R410A refrigerant, both heating and cooling operation, quiet mode and easy maintenance.



(Actual equipment appearance may vary)



Indoor Units

Wireless Controller Included • Washable Panel Filter

COOLING BTU/HR	NOM. HEATING BTU/HR	STOCK NO	EACH
9,000	10,000	ASUH09LPAS	581.85
12,000	14,000	ASUH12LPAS	626.47
18,000	18,000	ASUH18LPAS	1017.47
24,000	24,000	ASUH24LPAS	1099.26
30,000	30,000	ASUH30LPAS	1259.75
33,000	34,000	ASUH36LPAS	1679.25

Outdoor Units

SEER/EER	HSPF	HEATING	STOCK NO	EACH
R410A • 208-230 V • 1 Phase				
20.0/12.5	11.0	5 - 75°F	AOUH09LPAS1	616.55
20.0/11.0	11.0	5 - 75°F	AOUH12LPAS1	663.03
20.0/12.0	11.0	5 - 75°F	AOUH18LPAS1	1076.95
19.0/9.2	11.0	5 - 75°F	AOUH24LPAS1	1163.70
18.0/9.8	11.0	5 - 75°F	AOUH30LPAS1	1889.31
18.0/8.1	11.0	5 - 75°F	AOUH36LPAS1	2518.88

(31)

Mini-Split Thermostat Wire

DESCRIPTION	STOCK NO	EACH
14 Gauge • Mini-Split Tray Cable • 600v		
14/4 50' coil50MINSPWI	63.16
14/4 250' coil250MINSPWI	308.23



**See page 901
for Wi-Fi Thermostat**

**See Fujitsu Catalog
for complete line set
chart for Multi-Zone**

**See page 629
for Wall Bracket**

Fujitsu Line Set Chart	
Indoor Unit	Line Set Size
7,000 BTU	1/4" x 3/8"
9,000 BTU	1/4" x 3/8"
12,000 BTU	1/4" x 3/8"
14,000 BTU	3/8" x 5/8"
18,000 BTU	3/8" x 5/8"
22,000 BTU	3/8" x 5/8"
24,000 BTU	3/8" x 5/8"
30,000 BTU	3/8" x 5/8"
33,000 BTU	3/8" x 5/8"
Floor 14,200 BTU	1/4" x 1/2"
Cassett 18,000 BTU	1/4" x 1/2"
Slim Duct 18,000 BTU	1/4" x 1/2"
LPAS 18,000 BTU	3/8" x 1/2"
LPAS 24,000 BTU	1/4" x 1/2"

Halcyon™ Wall Mounted Entry Level Units 115v



(Actual equipment appearance may vary)



Indoor Units

Wireless Controller Included • Washable Panel Filter

COOLING BTU/HR	NOM. HEATING BTU/HR	STOCK NO	EACH
9,000	10,000	ASU9RL2	457.30
12,000	14,000	ASU12RL2	492.62

Outdoor Units

SEER/EER	HSPF	HEATING	STOCK NO	EACH
R410A • 115V • 1 Phase				
16.0/10.9	9.0	15 - 75°F	AOU9RL2	685.95
16.0/10.0	9.0	15 - 75°F	AOU12RL2	738.00

Mini-Split Line Sets (25a)



Duraguard UV Solar Resistant Linesets

1/2" polyethylene wall • R-410A engineered
Meets ASTM E 84 25/50, 2012/2015 IECC
(Res. + Comm.), ASTM G153, UL 94 (fire stop)

SIZE	STOCK NO	EACH
1/4" x 164'	.14X164SLOUV	375.06
3/8" x 164'	.38X164SLOUV	539.53
1/2" x 164'	.12X164SLOUV	721.14
5/8" x 164'	.58X164SLOUV	914.38

(25A)

Mini-Split UV Insulated Linesets - Flare Fittings

Both lines are insulated with 1/2" elastomeric insulation.

LIQUID LINE	SUCTION LINE	INSULATION	LENGTH	STOCK NO	EACH
1/4"	1/2"	1/2"	25'	1412X2512MS	191.58
1/4"	1/2"	1/2"	50'	1412X5012MS	350.39
1/4"	3/8"	1/2"	25'	1438X2512MS	185.33
1/4"	3/8"	1/2"	50'	1438X5012MS	339.07
1/4"	5/8"	1/2"	25'	1458X2512MS	226.15
1/4"	5/8"	1/2"	50'	1458X5012MS	395.15
3/8"	5/8"	1/2"	25'	3858X2512MS	220.13
3/8"	5/8"	1/2"	50'	3858X5012MS	397.51



Fujitsu Single Zone Units (330b)

www.fujitsu-general.com/us

(330C)

Halcyon™ Wall Mounted Extra Low Temp Heating Units

Powerful Heating Down to -15°F Outdoor Temperatures
Heating capacity at low outdoor temperatures was improved by adopting a large heat exchanger and a high capacity compressor. Rated heating capacity is maintained up to 20°F. This new model can operate down to -15°F.



(Actual equipment appearance may vary)

Indoor Units

Wireless Controller Included • Powerful Heating

COOLING BTU/HR	NOM. HEATING BTU/HR	STOCK NO	EACH
9,000	12,000	ASUG09LZBS	718.17
12,000	16,000	ASUG12LZBS	790.67
14,500	18,000	ASUG15LZBS	852.03
18,000	21,600	ASU18RLF	1092.44
22,000	25,200	ASU24RLF	1163.70

Outdoor Units

R410A • 208-230 V • 1 Phase

SEER/EER	HSPF	HEATING	STOCK NO	EACH
33.1/18.0	14.0	-15 - 75°F	AOUG09LZAH1	1316.14
29.4/15.2	13.8	-15 - 75°F	AOUG12LZAH1	1436.35
25.3/13.9	13.3	-15 - 75°F	AOUG15LZAH1	1538.60
20.0/13.3	10.4	-15 - 75°F	AOU18RLXFWH	1851.51
19.5/12.5	10.5	-15 - 75°F	AOU24RLXFWH	2164.44

(24)

Mighty Bracket

Mini-split installation support tool

- Allows single person installation
- Simple clip on support
- Does not damage walls
- Use on most brands of mini-splits
- Folds for easy storage and includes tote bag



LOAD CAPACITY	STOCK NO	EACH
300 lbs	RE97705	214.87

Halcyon™ Compact Cassette Units or Slim Duct Units

High durability of indoor unit is achieved by using HCRC (High Corrosion Resistant Copper) for the indoor unit heat exchanger. Through accelerated lab tests, testing has proven to show that HCRC (High Corrosion Resistant Copper) is resilient and stronger than the standard and Oxygen-Free Copper when exposed to corrosive environments.



(Actual equipment appearance may vary)

Compact Cassette Indoor Units

Controller NOT Included • 2-Stage Turbo Fan

COOLING BTU/HR	NOM. HEATING BTU/HR	STOCK NO	EACH
9,000	12,000	ACUH09LUAS1	736.76
12,000	16,000	ACUH12LUAS1	905.93

Slim Duct Indoor Units

Controller NOT Included • 4-Way Auto Louver

COOLING BTU/HR	NOM. HEATING BTU/HR	STOCK NO	EACH
9,000	12,000	ADUH09LUAS1	894.77
12,000	16,000	ADUH12LUAS1	955.50

Outdoor Units

R410A • 208-230 V • 1 Phase

SEER/EER	HSPF	HEATING	STOCK NO	EACH
20-22.5/13.6	11.7-12.5	-5 - 75°F	AOUH09LUAS1	1093.68
20.2-22.1/12.8	11.5-12.2	-5 - 75°F	AOUH12LUAS1	1226.91

(24)

Aspen Pumps Mini White Silent+ condensate pump



The Silent+ ultra slim pumps is designed to mount discreetly, in the shadow line, below a high wall unit. The pump speed adjusts with the flow rate to provide quiet operation and optimum performance.

- Ultra quiet operation
- Low profile design allows installation above a door
- Reversible position on the left or right for installation flexibility
- Capacitance technology for soft start and variable flow rate

STOCK NO	EACH
RE83930	177.84



Fujitsu Multi Zone Units (330b)

www.fujitsu-general.com/us

Indoor Units



Wall Mount Indoor Units

Wireless Controller Included • Washable Panel Filter

COOLING BTU/HR	NOM. HEATING BTU/HR	STOCK NO	EACH
7,000	8,100	ASUH07LPAS	565.74
9,000	10,000	ASUH09LPAS	581.85
12,000	14,000	ASUH12LPAS	626.47
14,000	16,300	ASUH15LPAS	732.43
18,000	18,000	ASUH18LPAS	1017.47
24,000	24,000	ASUH24LPAS	1099.26

Halcyon™ Floor Mount Heat Pumps

Floor mount systems are ideal for residential radiator replacements or any room with limited upper wall space, like a kitchen or sunroom. These systems are extremely energy efficient and reach ENERGY STAR®'s Most Efficient status. Single zone floor mount heat pumps feature twin airflow for improved heat delivery and come standard with a designer remote control.



(Actual equipment appearance may vary)

Indoor Units

Wireless Controller Included • 2-Fan and Wide Airflow

COOLING BTU/HR	NOM. HEATING BTU/HR	STOCK NO	EACH
9,000	12,000	AGU9RLF	939.39
12,000	16,000	AGU12RLF	1024.90
14,200	18,000	AGU15RLF	1098.02

Halcyon™ Compact Cassette Units or Slim Duct Units

High durability of indoor unit is achieved by using HCRC (High Corrosion Resistant Copper) for the indoor unit heat exchanger. Through accelerated lab tests, testing has proven to show that HCRC (High Corrosion Resistant Copper) is resilient and stronger than the standard and Oxygen-Free Copper when exposed to corrosive environments.



(Actual equipment appearance may vary)

Compact Cassette Indoor Units

Controller NOT Included • 2-Stage Turbo Fan

COOLING BTU/HR	NOM. HEATING BTU/HR	STOCK NO	EACH
9,000	12,000	ACUH09LUAS1	736.76
12,000	16,000	ACUH12LUAS1	905.93
18,000	21,600	ACUH18LUAS1	1278.96

Slim Duct Indoor Units

Controller NOT Included • 4-Way Auto Louver

COOLING BTU/HR	NOM. HEATING BTU/HR	STOCK NO	EACH
9,000	12,000	ADUH09LUAS1	894.77
12,000	16,000	ADUH12LUAS1	955.50
18,000	21,600	ADUH18LUAS1	1261.61

Outdoor Units

(Actual equipment appearance may vary)



Halcyon™ Hybrid Flex Inverter or Extra Low Temperature Heating

Connect 2 to 5 indoor units, depending on the outdoor unit selected. These systems provide both heating and cooling for year-round comfort. Choose from four indoor unit styles - wall mounted, floor mounted, cassette and slim duct - to best match your decor. Create the right combinations, the right quantity, the right style indoor units, and the right capacity.

Hybrid Flex Inverter Outdoor Units

R410A • 208-230 V • 1 Phase • Heating Range 5 - 75°F

MAX CURCUIT BREAKER	COOLING RANGE	HEATING RANGE	STOCK NO	EACH
2 Port Units				
15 Amps	14 - 115°F	5 - 75°F	AOU18RLXFZ	1792.03
2 - 3 Port Units				
20 Amps	14 - 115°F	5 - 75°F	AOU24RLXFZ	2034.31
2 - 4 Port Units				
30 Amps	14 - 115°F	5 - 75°F	AOU36RLXFZ1	3157.12
2 - 5 Port Units				
30 Amps	14 - 115°F	5 - 75°F	AOU45RLXFZ	3740.83

(330c)

Extra Low Temperature Heating Units

R410A • 208-230 V • 1 Phase • Heating Range -15 - 75°F

MAX CURCUIT BREAKER	COOLING RANGE	HEATING RANGE	STOCK NO	EACH
2 Port Units				
20 Amps	14 - 115°F	-15 - 75°F	AOU18RLXFZH	2501.53
2 - 3 Port Units				
30 Amps	14 - 115°F	-15 - 75°F	AOU24RLXFZH	2945.20
2 - 4 Port Units				
40 Amps	14 - 115°F	-15 - 75°F	AOU36RLXFZH	4091.55

(330d)

Accessories

DESCRIPTION	STOCK NO	EACH
Simple Remote Wired Controller		
For Duct/Cassette Units	UTYRSRY	157.59
Communication Kit	UTYWIFI	3.06
WiFi Interface Module	UTYT FN XZ2	114.75
Third Party Thermostat		
Converter Kit	UTYTTRX	159.12



Ceiling Cassette Grill

STOCK NO	EACH
UTGCCGFGA	214.40

Adapter Kits

DESCRIPTION	STOCK NO	EACH
Allows two 18K indoor units		
to AOU36RLXFZ1	UTPMU36A2	39.78
For ASUH24LPAS		
Multi-zone Combos	UTPMU45A2	39.78

Air Conditioner Parts & Accessories

sanyohvac.com

(27)

Diversitech Bracket

for Air-Conditioners & Heat Pump.
Powder coated gray finish.

SIZE	STOCK NO	EACH
36"	ACB36	103.28
42"	ACB42	93.70
48"	ACB48	120.16



(27)

Room-to-Room Ventilator

75 CFM • 1800 RPM

STOCK NO	EACH
TJAS1	201.78



Slimduct Line Set Cover (24)

Installation Kit

Features

- SD100 3.75" Wall Duct Kit includes 5 fittings to cover up to a 13-ft lineset run with a 3.75" duct.
- Weather resistant PVC, UV stabilized & fire resistant. Tested to over 2,000 hours. Temperature range -4°F to 140°F
- Complements any residential or commercial building.
- 78" duct lengths and 15 fittings ensure complete flexibility of installation
- 1 year warranty

SIZE	STOCK NO	EACH
3 3/4" White	RE85105	261.97



Components

SIZE	STOCK NO	EACH
3 3/4" x 78" Slimduct length		
SD100 White	RE85104	67.43
3 3/4" x 31" Flexible Elbow		
SD100 White	RE86108	28.49
3 3/4" Coupling • Joining 2 lengths together		
SD100 White	RE86110	13.54
3 3/4" Wall Inlet		
SD100 White	RE86116	38.38
3 3/4" 90° Flat Elbow		
SD100 White	RE86111	34.61
3 3/4" Soffit Inlet		
SD100 White	RE86114	29.84
3 3/4" 90° Vertical Elbow		
SD100 White	RE86102	35.28
3 3/4" End Fitting		
SD100 White	RE86107	16.97



(25)

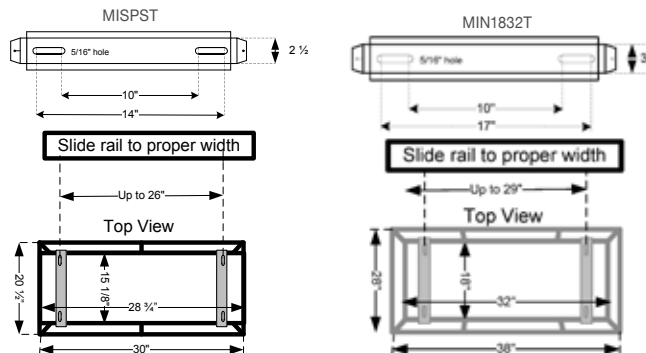
Little Giant

EC-1-DV Condensation Pump

Dual Voltage 110 - 240V

- 21 dB(A)*
- 2.5 gph @ 1 ft (9.5 lph) flow
- 33 ft (10 m) shut-off (max. recommended)
- Hall effect switching
- Large inlet filter
- Multi-size hose drain adapter fits all popular drain hose connectors

STOCK NO	EACH
EC1DV	196.27



(39)

Mini-Split Stands

Adjustable Top Plate

Note: MISPST Will not fit MAX 3 ton AQX36VFUAGM

HEIGHT	CAPACITY	FITS PAD SIZE	STOCK NO	EACH
12"	400lb	36" x 24"	MISPST	148.80
18"	500lb	30" x 40"	MIN1832T	192.00

Samsung Mini-Split (39)

Wind-Free 2.0 Series

Wind-Free™ cooling technology maintains the desired temperature and eliminates cold drafts by delivering air through micro holes on the unit's louver and fascia panel when the louver is closed, producing a dispersed and gentle flow of air defined as "still air." Warranty 10 year Compressor and 10 year parts and 1 year limited labor after registration.



Indoor Units

R410A • 208-230 V • Wireless Controller Included

COOLING BTU/HR	HEATING BTU/HR	STOCK NO	EACH
12,000	12,000	AR12TSFABWKNCV	601.97



(Actual equipment appearance may vary)

Outdoor Units

208/230V • Wall bracket sold separately

SEER/EER	HSPF	HEATING	STOCK NO	EACH
23.0/13.50	12.5	-5 - 75°F	AR12TSFABWKXCV	1069.43



(Actual equipment appearance may vary)

Outdoor Units

208/230V • Wall bracket sold separately

SEER/EER	HSPF	HEATING	STOCK NO	EACH
24.5/15.5	12.5	-13 - 75°F	AR09TSFACWKXCV	1116.78
23.0/13.5	12.5	-13 - 75°F	AR12TSFACWKXCV	1196.12
21.0/13.0	10.0	-13 - 75°F	AR18TSFACWKXCV	1589.42
20.0/12.5	10.0	-13 - 75°F	AR24TSFACWKXCV	1741.98

Wind Baffles

SIZE	STOCK NO	EACH
Front	WBF3M	155.90
Back	WBB5M	162.01
Back	WBB6MB	256.73

Samsung Single Zone Units ⁽³⁹⁾

samsunghvac.com

WindFree™ 3.0e Series Wall Mounted Heat Pump Units

FEATURES:

- Available capacities: 9K, 12K, 18K, and 24K Btu/h
- Wi-Fi enabled allowing voice control with Bixby 2.0^ and monitoring via Samsung's SmartThings app.
- Our new indoor unit design incorporates more interlocking components in place of threaded fasteners to reduce the time and effort it takes to install and service a system.
- Warranty 10 year Product Registration Required. Conditions Apply.



Indoor Units

R410A • 208-230 V • Wireless Controller Included

COOLING BTU/HR	HEATING BTU/HR	STOCK NO	EACH
9,000	11,000	AR09CSFCMWKNCV	409.17
12,000	12,000	AR12CSFCMWKNCV	426.77
18,000	21,000	AR18CSFCMWKNCV	556.20
22,000	24,000	AR24CSFCMWKNCV	662.89



(Actual equipment appearance may vary)

Outdoor Units

208/230V • Wall bracket sold separately

SEER/EER	HSPF2	HEATING	STOCK NO	EACH
20.0/13.0	8.3	-5 - 75°F	AR09CSFCMWKXCV	594.32
20.0/12.0	8.3	-5 - 75°F	AR12CSFCMWKXCV	621.51
18.7/11.0	8.0	-5 - 75°F	AR18CSFCMWKXCV	808.39
18.0/10.5	8.0	-5 - 75°F	AR24CSFCMWKXCV	963.77

Mini-Split Thermostat Wire

DESCRIPTION	STOCK NO	EACH
16 Gauge • Plenum Rated • Shielded		
16/2 250' coil	250THWI162S	90.93
16/2 1000' coil	1000THWI162S	363.72
14 Gauge • EZ-IN Shielded Mini-Split Cable • 600v		
14/4 50' coil	50EZIN	118.10
14/4 250' coil	250EZIN	590.50



See page 629
for Line Sets

See page 901
for Wi-Fi Thermostat

Mighty Bracket

- Mini-split installation support tool
- Allows single person installation
- Simple clip on support
- Does not damage walls
- Use on most brands of mini-splits
- Folds for easy storage and includes tote bag



LOAD CAPACITY	STOCK NO	EACH
300 lbs	RE97705	214.87

MAX Series Wall Mounted Heat Pump Units

FEATURES:

- Low ambient control built in
- Auto restart, Turbo mode (during cooling operation only), Auto changeover, 24 hour timer, Good'sleep mode, Quiet mode, and Dry mode operations
- Warranty 10 year Compressor and 10 year parts and 1 year limited labor after registration



Indoor Unit

R410A • Wireless controller included & washable, (HD) main filter included

COOLING BTU/HR	HEATING BTU/HR	STOCK NO	EACH
36,000	36,000	AR36BSHUMGMNCV	1269.51

Outdoor Unit

208/230V • Wall bracket sold separately

SEER/EER	HSPF	HEATING	STOCK NO	EACH
18.6/9.5	10.1	-4 to 75.2°F	AR36BSHUMGMXCV	1904.27

-40° Series Low Ambient, Cooling-Only Units

FEATURES:

- Low ambient cooling to -40°F with front and back wind baffles
- Supplies power to indoor unit via 14 AWG X 3 power wire
- Auto-restart after power loss
- Snow accumulation prevention option setting
- SmartThings app to operate unit from almost anywhere
- Digital indoor unit addressing and option settings
- Night time quiet mode option for outdoor unit
- Warranty includes 7 year compressor, 5 year parts



Indoor Units

R410A • Wireless control included; wired must be purchased separately

NOMINAL CAPACITY BTU/HR	STOCK NO	EACH
18,000	AC018BNADCHAA	843.88
24,000	AC024BNADCHAA	1026.19
30,000	AC030BNTDCHAA	1203.39
36,000	AC036BNTDCHAA	1321.06



Outdoor Units

208/230V • Wall bracket sold separately

SEER	EER	CAPACITY RANGE BTU/HR	STOCK NO	EACH
20.5	12.00	4,000 - 20,000	AC018BXSCCCAA	1408.82
19.0	9.60	6,000 - 27,000	AC024BXSCCCAA	1681.99
19.7	10.20	8,500 - 35,000	AC030BXSCCCAA	2237.45
18.0	8.10	10,000 - 38,000	AC036BXSCCCAA	2532.66

Wind Baffles

For select Samsung Outdoor Units:

Front: -40 AC024, -40 AC030, -40 AC036, & FJM AJ036
Back: -40 AC030, -40 AC036, & FJM AJ036

DESCRIPTION	STOCK NO	EACH
Front	WBF2M	209.76
Back	WBB3M	310.35

Samsung Multi Zone Heat Pumps ⁽³⁹⁾

samsunghvac.com



FJM Fascia Panel ONLY

- 24³/₈ x 24³/₈ x 2³/₁₆ (L x W x H) inches
- Electro-static, washable, pleated filters

For Use with Samsung Ceiling Units

STOCK NO	EACH
PC4SUSMC	231.50

Quantum 2.0 Series Wall Mounted Heat Pumps

FEATURES:

- Wi-Fi enabled for control and monitoring via Samsung's SmartThings app.
- Our new indoor unit design incorporates more interlocking components in place of threaded fasteners.
- Warranty 10 year Compressor and 10 year parts and 1 year limited labor after registration



Indoor Units

R410A • 208-230 V • Wireless Controller Included

COOLING BTU/HR	HEATING BTU/HR	STOCK NO	EACH
9,000	11,000	AR09TSFYBWKNCV	356.62
12,000	12,000	AR12TSFYBWKNCV	371.96
18,000	21,000	AR18TSFYBWKNCV	484.76
22,000	24,000	AR24TSFYBWKNCV	577.75

FJM/WindFree™ 3.0e Series Wall Mounted Heat Pumps

FEATURES:

- Wi-Fi enabled allowing voice control with Bixby 2.0^ and monitoring via Samsung's SmartThings app.
- Our new indoor unit design incorporates more interlocking components in place of threaded fasteners.
- Warranty 10 year Product Registration Required. Conditions Apply.



Indoor Units

R410A • 208-230 V • Wireless Controller Included

COOLING BTU/HR	HEATING BTU/HR	STOCK NO	EACH
7,000	7,500	AR07CSFCMWWKNCV	401.86
9,000	11,000	AR09CSFCMWWKNCV	409.17
12,000	12,000	AR12CSFCMWWKNCV	426.77
18,000	21,000	AR18CSFCMWWKNCV	556.20
22,000	24,000	AR24CSFCMWWKNCV	662.89

FJM Series Outdoor Heat Pump Condensing Units

FEATURES:

- Simplified connection to central control with direct connection to R1/R2 at the outdoor unit.
- Option settings allow system configuration as cooling or heating, cooling only, or heating only.
- "Home run" piping to each indoor unit
- Compatible with NASA communication protocol controllers
- Twin BLDC compressor for high efficiency, low noise, and vibration.
- One button auto addressing for simple setup when completing installation
- 10 Years compressor, 10 year parts, 1 year limited labor (registration required)



Outdoor Units

R410A • 208-230 V • Connects to two or more indoor units

SEER/EEER	COOLING BTU/HR	HEATING BTU/HR	STOCK NO	EACH
2 Port Unit (Compatible with AR07 - AR12 Indoor Units)				
18-19.5/11.1-12.7	18,000	22,000	AJ020BXJ2CHAA	1688.52
3 Port Unit (Compatible with AR07 - AR12 Indoor Units)				
17-19/10.1-12.7	22,000	25,000	AJ024BXJ3CHAA	1918.40
4 Port Unit (Compatible with AR07 - AR18 Indoor Units)				
16.5-19.5/9.3-12.5	32,000	36,000	AJ036BXJ4CHAA	2976.53
5 Port Unit (Compatible with AR07 - AR24 Indoor Units)				
16-19/7.8.6-10.5	47,000	48,500	AJ048BXJ5CHAA	3715.72

TRADE PRICING
5/24

GOODIN COMPANY
www.goodinco.com

Controls

Wireless Controller

- Can control up to 4 indoor units
- Wide display and soft-touch buttons
- Includes holder to mount on wall

For Use with Samsung Ceiling Units & CAC -40° Indoor Series

STOCK NO	EACH
AREH04U	107.81



Mini-Split Line Sets ^(25a)

Duraguard UV Solar Resistant Linesets

1/2" polyethylene wall • R-410A engineered
Meets ASTM E 84 25/50, 2012/2015 IECC
(Res. + Comm.), ASTM G153, UL 94 (fire stop)

SIZE	STOCK NO	EACH
1/4" x 164'	14X164SLOUV	375.06
3/8" x 164'	38X164SLOUV	539.53
1/2" x 164'	12X164SLOUV	721.14
5/8" x 164'	58X164SLOUV	914.38



Indoor Unit	Line Set Size
9,000 BTU	1/4" x 3/8"
12,000 BTU	1/4" x 3/8"
18,000 BTU	1/4" x 1/2"
24,000 BTU	1/4" x 5/8"
36,000 BTU	1/4" x 5/8"
-40° 30,000 BTU	3/8" x 5/8"
-40° 36,000 BTU	3/8" x 5/8"

Mini-Split UV Insulated Linesets - Flare Fittings

Both lines are insulated with 1/2" elastomeric insulation.

LIQUID LINE	SUCTION LINE	INSULATION	LENGTH	STOCK NO	EACH
1/4"	1/2"	1/2"	25'	1412X2512MS	191.58
1/4"	1/2"	1/2"	50'	1412X5012MS	350.39
1/4"	3/8"	1/2"	25'	1438X2512MS	185.33
1/4"	3/8"	1/2"	50'	1438X5012MS	339.07
1/4"	5/8"	1/2"	25'	1458X2512MS	226.15
1/4"	5/8"	1/2"	50'	1458X5012MS	395.15
3/8"	5/8"	1/2"	25'	3858X2512MS	220.13
3/8"	5/8"	1/2"	50'	3858X5012MS	397.51



Wall Brackets

Wall Bracket

Sliding cross bar gives this bracket an exceptional equipment width range. Includes level for convenience. Width 3" - 30" • Depth 10 1/2" - 16"

PRICE TYPE	LOAD CAPACITY	STOCK NO	EACH
(24)	300 lbs	RE87733	105.70



Standard Sizes Garage & Unit Heaters

HeatStar Forced Air Natural Gas Unit Heater is efficient and effective convection heat for your garage or workshop for residential or commercial use.

Features:

- Ships as NG, Includes NG to LP Conversion Kit
- Spark Ignition Features Self-Diagnostic Control Module
- Includes Angle Brackets (2) for Ceiling Mount
- Category I Vertical; Category III Horizontal Venting
- 1/2" gas connection
- CSA Certified



TOTAL INPUT (BTU/HR)	HEATING AREA (SQ. FT)	CFM OUTPUT	TEMPERATURE RISE	NET WEIGHT (LBS)	FLUE SIZE	STOCK NO	EACH
50,000	1,250	750	45	56	4"	HSU50NG	671.50
80,000	2,000	950	60	79	4"	HSU80NG	790.50
125,000	3,125	1,150	60	108	4"	HSU125NG	1320.19

Big Box Sizes Garage & Unit Heaters

HeatStar Forced Air Natural Gas Unit Heater is efficient and effective convection heat for your garage or workshop for residential or commercial use.

Features:

- Spark Ignition Features Self-Diagnostic Control Module
- Includes Angle Brackets (2) for Ceiling Mount
- Category I Vertical; Category III Horizontal Venting
- 1/2" gas connection
- CSA Certified



Big Box Sizes will require LP Conversion Kits, See Below

TOTAL INPUT (BTU/HR)	HEATING AREA (SQ. FT)	FLUE SIZE	STOCK NO	EACH
150,000	NA	4"	HSU150NG	1645.52
200,000	6,700	4"	HSU200NG	1956.07
250,000	8,400	6"	HSU250NG	2249.85
300,000	10,000	6"	HSU300NG	2342.82
400,000	13,400	6"	HSU400NG	2826.25

(335C)

L.P. Conversion Kits

Big Box Sizes will require LP Conversion Kits

FOR MODEL NUMBERS	STOCK NO	EACH
HSU150NG Series	F163070	38.39
HSU200NG Series	F163071	41.12
HSU250NG Series	F163072	46.61
HSU300NG & HSU400NG Series	F163073	54.84

Power Vented Gas Fired Unit Heaters 82 - 83% TE Model UDX

Indoor, Low Static, Axial Fan Unit Heater for Residential, Commercial/Industrial Use.

Standard Equipment:

- Power Vented
- TCore2® titanium stabilized aluminized steel heat exchanger
- Multi-try, direct spark ignition with time lockout
- Vibration/noise isolated fan and venter motors designed for low noise
- External status indicating LED that blinks if there is a problem
- 7-segment display board that shows fault code for troubleshooting
- Optional integrated downturn nozzle and integrated vertical louvers
- Sizes 30-400 certified for commercial/industrial heating applications
- Sizes 30-125 approved for use in residential garages and workshops

Stocked in natural gas.

INPUT	MBTH	OUTPUT	FLUE SIZE(IN)	CFM	STOCK NO	EACH
30,000		24,600	4	456	UDX30N	1210.87
45,000		37,350	4	629	UDX45N	1259.71
60,000		49,800	4	769	UDX60N	1325.32
75,000		62,250	4	961	UDX75N	1391.66
105,000		87,150	4	1345	UDX100N	1591.41
120,000		99,600	4	1537	UDX125N	1791.15
150,000		124,500	5	1921	UDX150N	1907.06
175,000		145,250	5	2242	UDX175N	2185.54
200,000		166,000	5	2562	UDX200N	2273.75
225,000		186,750	5	2882	UDX225N	2541.29
250,000		207,500	5	3202	UDX250N	2642.63
300,000		249,000	6	3843	UDX300N	3160.22
350,000		290,500	6	4483	UDX350N	3712.07
400,000		332,000	6	5123	UDX400N	3860.78



Gas Fired Separated Combustion Unit Heaters 82 - 83% TE Model UDZ

Indoor, Low Static, Axial Fan Unit Heater for Residential, Commercial/Industrial Use.

Standard Features:

- 30-125 MBTUH carry an additional approval for residential use
- TCore2® design titanium stabilized aluminized steel heat exchanger
- Single burner combustion system including a one-piece burner assembly
- 115/1/60 supply voltage, 115 volt open fan motor, 24 volt transformer
- Integrated circuit board with 7 segment display with fan relay
- Field adjustable natural gas valve
- Vibration/noise fan and venter motors
- External terminal strip for 24-volt wiring and gas connection
- Improved cabinet design with removable front face
- External status indicating LED and full fan guard for safety

Stocked in natural gas.

Required combustion air/vent system sold below.

INPUT	OUTPUT	COMBUSTION AIR INLET/ VENT CONNECTION	CFM	STOCK NO	EACH
30,000	24,600	4" / 4"	456	UDZ30N	1748.14
45,000	37,350	4" / 4"	629	UDZ45N	1976.32
60,000	49,800	4" / 4"	769	UDZ100N	2665.22
75,000	62,250	4" / 4"	961	UDZ125N	2963.39
105,000	87,150	6" / 5"	1345	UDZ150N	3308.93
120,000	99,600	6" / 5"	1537	UDZ200N	3663.23
150,000	124,500	6" / 5"	1921	UDZ250N	4349.21



(21)

LP Conversion Kits

STOCK NO	EACH
for UDAP/UDAS 30, 45	
RE269835	111.76
for UDAP/UDAS 100, 125	
RE269837	142.24
for UDAP 150, 175	
RE269838	142.24
for UDAP 200, 225, 250	
RE269839	123.95

(21)

LP Conversion Kits

STOCK NO	EACH
for UDX/UDZ 30 - 45	
RE1036536R	103.96
for UDX/UDZ 60 - 75	
RE1036537R	132.30
for UDX/UDZ 100 - 125	
RE1036538R	132.30
for UDX/UDZ 150 - 175	
RE1036539R	132.30
for UDX/UDZ 200 - 250	
RE1036540R	115.30
for UDX/UDZ 300 - 400	
RE1036543R	132.30

CC1 Separated Combustion Conversion Kits

SIZE	STOCK NO	EACH
30-125 BTU	RE1043105	72.17
150-400 BTU	RE1043106	72.17

Vent Caps

SIZE	STOCK NO	EACH
4"	RE111848	66.34
5"	RE111849	77.27
6"	RE111850	87.48

(21)

CK-99 Ceiling Brackets

For Use with UDAP/UDX 30-125

STOCK NO	EACH
RECK99	29.73

Flush Mount Quick Sling Bracket

For use up to 125M BTU

STOCK NO	EACH
QSWI3000	237.37



Super High Efficiency Separated Combustion Unit Heaters Model UEAS

Indoor, Low Static, Axial Fan Unit Heater for Commercial/Industrial Use.

Standard Equipment:

- 50-60° F Rise range
- Up to 93% Thermal efficient
- TCore3® titanium stabilized aluminum steel heat exchanger
- 115/1/60 Supply voltage
- Transformer for 24-volt controls
- Fan relay
- Integrated circuit board with diagnostic indicator light

Stocked in natural gas.

Required combustion air/vent system sold above.

INPUT	MBTH	OUTPUT	THERMAL EFFICIENCY %	CFM	STOCK NO	EACH
131,000		121,830	93.0	2256	UEAS130N	3354.77



(27)

Reznor Ceiling Brackets

For use up to 125M BTU

STOCK NO	EACH
REHEBRSM	166.50
For 150M - 250M BTU (600 lbs.)	
STOCK NO	EACH
REHEBRLG	196.10



Tube Systems

2-Stage Standard Equipment

Burner housing assembly, hot rolled combustion tube with gasket, combustion air inlet collar, tubulators when required.
1/2" NPT Connection • 120VAC 60Hz 1A • 4" Tube Diameter



TA Series Infrared Heaters

Infrared Tube Packs

2-Stage • 120V 60Hz 1A

TUBE LENGTH (FT)	STOCK NO	EACH
10' (6' Baffle)	TH10	412.08
20' (12' Baffle)	TH20S	735.49
30' (12' Baffle)	TH30S	972.16
Extension Pack		
30'	TX30S	825.10



Infrared Burners

Natural Gas

BTUH INPUT	TYPE	STOCK NO	EACH
80,000	NG	TSA08N	1063.29
100,000	NG	TSA10N	1063.29
125,000	NG	TSA12N	1063.29
175,000	NG	TSA17N	1063.29
220,000	NG	TSA22N	1087.39

Model Nat. Gas	Heat Exchanger Length		Baffle Length (ft.)
	Minimum	Maximum	
TA-80	20'	30'	12'
TA-100	20'	30'	12'
TA-125	30'	50'	12'
TA-150	40'	60'	6'
TA-175	50'	60'	
TA-205	60'	70'	
TA-220	60'	70'	

LP Conversion Kits

For TSA Series

BTUH INPUT	TYPE	STOCK NO	EACH
80,000	LP	CG096	20.93
100,000	LP	CG098	19.27
125,000	LP	CG100	21.98
175,000	LP	CG104	19.62
220,000	LP	CG108	19.62

80,000 btuH Models	
Unit	Components Needed
TSA08N-20ft.	TSA08N • TH20S
TSA08N-30ft.	TSA08N • TH30S
TSA08N-40ft.	TSA08N • TH10S • TX30S
125,000 btuH Models	
Unit	Components Needed
TSA12N-30ft.	TSA12N • TH30S
TSA12N-40ft.	TSA12N • TH10S • TX30S
TSA12N-50ft.	TSA12N • TH20S • TX30S

GRT Series Garage Heater

Pre-assembled, ceiling hardware, gas flex connector, thermostat, 8' venting kit. 17.5" x 8" x 118"

BTUH	STOCK NO	EACH
45,000	GRT45N	1815.16



Accessories

DESCRIPTION	STOCK NO	EACH
LP Conversion Kit	RG035	11.32
Vent Elbow Kit	RT017	88.61

UXR Series Infrared Heaters

Infrared Stainless Steel Tube Packs

Rugged High Efficiency Heater - Model UXR
Weather Resistant Electrical Components
1-Stage • 120V 60Hz 1A • 1/2" NPT Connection

TUBE LENGTH	STOCK NO	EACH
10	TH10SSTM	557.33
20	TH20SSTM	1016.75
30	TH30SSTM	1480.93
Extension Pack		
30	TX30SSTM	1403.87



Infrared Burners

Natural Gas • 1/2" NPT Connection

BTU/HR RATE	TYPE	MIN. LENGTH	MAX LENGTH	STOCK NO	EACH
80,000	NG	20 Foot	40 Foot	UXR08NS	1520.33
125,000	NG	30 Foot	50 Foot	UXR12NS	1520.33

Accessories ⁽²⁴⁾

Reflectors

DESCRIPTION	STOCK NO	EACH
Side reflector		
124" Reflector	CR019	55.42
Retainer Clip	CR035	6.78
Bracket	CR016	11.76
Top replacement reflector		
124" Reflector	CR001	111.34

Aluminized Coupling

DESCRIPTION	STOCK NO	EACH
4"	CR010	31.75

(21)

Ignitor

DESCRIPTION	STOCK NO	EACH
Probe	CE002	24.81
Sensor	CE003	22.98

"U" Tube Package

DESCRIPTION	STOCK NO	EACH
180°	CT080	222.53

(21)

Air Switch

MBTUH INPUT	STOCK NO	EACH
80-100	CE021	87.53
125	CE024	87.53

Aluminum Baffle Kits

DESCRIPTION	STOCK NO	EACH
6 foot	CT046	62.92
12 foot	CT047	111.12

Vent Terminal

DESCRIPTION	STOCK NO	EACH
4"	CT011	83.92

Elbow Package

DESCRIPTION	STOCK NO	EACH
90°	CT024	215.02

Tube/Reflector Hanger

STOCK NO	EACH
CR003	14.29

(21)

2-Stage Accessories

DESCRIPTION	STOCK NO	EACH
Gas Valve(40-125M)	CG066	285.06
Blower Assy(40-125M)	CE004	258.41

(18)

Uncoated Stainless Steel Corrugated Gas Appliance Connectors

Rated for Indoor & Outdoor use
1/2" I.D. (5/8" O.D.) With Fittings

LENGTH	STOCK NO	EACH
1/2" FIP x 1/2" MIP		
(•) 24"	DO30313224	21.77
(•) 36"	DO30313236	24.85
48"	DO30313248	31.69
3/4" FIP x 3/4" MIP		
(•) 18"	DO30414218	19.02
(•) 24"	DO30414224	21.77
(•) 36"	DO30414236	24.85
48"	DO30414248	31.69



(-) - Approved for use with Radiant Tube Heating Appliances when installed according to manufacturers instructions..



VPT Series - Positive Pressure 2-Stage, Gas-Fired, Tubular, Infrared Heater

BTUH INPUT	TYPE	STOCK NO	EACH
60,000	NG	VPT60	1147.43
80,000	NG	VPT80	1147.43
100,000	NG	VPT100	1147.43
125,000	NG	VPT125	1147.43
150,000	NG	VPT150	1147.43
Not certified to be used with LP			
170,000	NG	VPT170	1386.03
200,000	NG	VPT200	1386.03

VPT Series LP Conversion Kits

Field conversion kits

BTUH INPUT	TYPE	STOCK NO	EACH
60,000	NG	RE1001412	153.48
80,000	NG	RE1001413	153.48
100,000	NG	RE1001414	153.48
125,000	NG	RE1001415	153.48
150,000	NG	RE1001416	153.48

Size	Pressure Drop (inches w.c.)	Gas Pressure Required at the Gas Valve			
		Natural Gas		Propane Gas	
		Minimum G	Maximum	Minimum	Maximum
60	0.05	5 in. w.c.	14 in. w.c.	11 in. w.c.	14 in. w.c.
80	0.05	5 in. w.c.	14 in. w.c.	11 in. w.c.	14 in. w.c.
100	0.10	5 in. w.c.	14 in. w.c.	11 in. w.c.	14 in. w.c.
125	0.15	5 in. w.c.	14 in. w.c.	11 in. w.c.	14 in. w.c.
150	0.20	5 in. w.c.	14 in. w.c.	11 in. w.c.	14 in. w.c.
170	0.40	7 in. w.c.	14 in. w.c.	NA	NA

VP Series - Tube Package

2-Stage, Gas-Fired, Tubular, Infrared Heater

LENGTH	# OF ROLLED STEEL	# OF CALCOAT	STOCK NO	EACH
20'	1	1	VPA	659.64
30'	2	1	VPB	894.94
30'	1	2	VPC	920.06
20'	2	—	VPD	494.40
30'	3	—	VPE	742.92

VP Series Tube Package Matrix

To order modular components for easy stocking or replacement of lost/damaged components select burner boxes and tube packages individually. Tube packages can be ordered by model numbers. The table below shows which tube packages, and burner inserts, should be ordered for various system lengths.

Burner insert option codes and quantity (in parenthesis) shown on rows marked "Inserts." in the table below.

VP Series Tube Package Matrix		60	80	100	125	150	170	200	
System Length (ft)	Natural Gas	60	80	100	125	150	170	200	
	20	Tube Pkg(s)	VP-A	—	—	—	—	—	—
	Inserts	TB1	—	—	—	—	—	—	
	30	Tube Pkg(s)	VP-b	VP-b	VP-b	VP-b	—	—	
	Inserts	TB1	TB1	TB1	TB2	—	—	—	
	40	Tube Pkg(s)	VP-A, VP-d	VP-A, VP-d	VP-A, VP-d	VP-A, VP-d	VP-A, VP-d	—	—
	Inserts	TB1	TB1	TB1	TB2	—	—	—	
	50	Tube Pkg(s)	—	—	—	VP-A, VP-E	VP-A, VP-E	VP-C, VP-d	VP-C, VP-d
	Inserts	—	—	—	TB2	—	—	—	
	60	Tube Pkg(s)	—	—	—	—	VP-C, VP-E	VP-C, VP-E	VP-C, VP-E
	Inserts	—	—	—	—	—	—	—	
	70	Tube Pkg(s)	—	—	—	—	—	—	VP-C, (2) VP-d
	Inserts	—	—	—	—	—	—	—	
	80	Tube Pkg(s)	—	—	—	—	—	—	—
	Inserts	—	—	—	—	—	—	—	

Optional Field Installed Accessories for VPT Series

5' Extension Tube

STOCK NO	EACH
VPH	171.85

End Cap Kit

STOCK NO	EACH
CD27	31.73

CCI Vent Cap

STOCK NO	EACH
RE120738	90.55

"L" Shaped Tube with Reflector

STOCK NO	EACH
VPL	127.57

"U" Shaped Tube with Reflector

STOCK NO	EACH
VPU	184.41

Combustion Air Inlet Adapter

STOCK NO	EACH
DE1	98.48

Burner Insert Only

Natural Gas, VP Series Tube Package

SIZE	STOCK NO	EACH
5 foot	TB1	74.69
3 foot	TB2	70.06

Electro Duct Furnaces ⁽²²⁾

electromn.com



WarmFlo Select EM-WU Series

Upflow Duct Heaters

No Chip Needed • Universal Control • Everything Included

DUCT SIZE	STOCK NO	EACH
15x18"	EMWU102S5SL1	1512.00
15x18"	EMWU153S5SL1	1760.00
15x18"	EMWU204S5SL1	1916.00
18x18"	EMWU153S8SL1	1760.00
18x18"	EMWU204S8SL1	1916.00
18x18"	EMWU254S8SL1	2216.00

Model Number	Duct Size	Phase	kW
EMWU102S5SL1	15"x18"	1	10
EMWU153S5SL1	15"x18"	1	15
EMWU204S5SL1	15"x18"	1	20
EMWU153S8SL1	18"x18"	1	15
EMWU204S8SL1	18"x18"	1	20
EMWU254S8SL1	18"x18"	1	25

**Not Compatible with
2-Stage Heat Pump**



WarmFlo Select EM-WU Series 2-Stage Heat

Upflow Duct Heaters

No Chip Needed • Universal Control • Everything Included

DUCT SIZE	STOCK NO	EACH
15x18"	EMWU102D5SL2	1760.00
15x18"	EMWU153D5SL2	2008.00
15x18"	EMWU204D5SL2	2164.00
18x18"	EMWU153D8SL2	2008.00
18x18"	EMWU204D8SL2	2164.00
18x18"	EMWU254D8SL2	2464.00

WarmFlo Select EM-WD Series

Downflow 18" Duct Heater.

No Chip Needed • Universal Control • Everything Included

SIZE	STOCK NO	EACH
15kW	EMWD153S5SL1	1816.00
15kW	EMWD153S8SL1	1816.00
20kW	EMWD204S8SL1	1972.00



EH-U Series

Upflow Duct Heater

For Non-Heat pump applications ONLY • Everything Included

DUCT SIZE	STOCK NO	EACH
15x18"	EHU105	1104.00
15x18"	EHU155	1324.00
18x18"	EHU158	1324.00
15x18"	EHU205	1472.00
18x18"	EHU208	1472.00
18x18"	EHU258	1768.00

Model Number	Duct Size	Phase	kW
EHU-10-5	15"x18"	1	10
EHU-15-5	15"x18"	1	15
EHU-15-8	18"x18"	1	15
EHU-20-5	15"x18"	1	20
EHU-20-8	18"x18"	1	20
EHU-25-8	18"x18"	1	25



Electro-Mate® HeatChoice

Downflow 18" Plenum Heater.

SIZE	STOCK NO	EACH
15kW	EHD158	1380.00
20kW	EHD208	1528.00



Packaged Make-Up Air Units

With Multi-Speed Control. 240v

SIZE	CFM	STOCK NO	EACH
5kW	350	EMMC05240108	2196.00
10kW	625	EMMD10240110	2464.00
15kW	1050	EMMF15240114	3288.00
20kW	1550	EMMG20240114	3524.00

Accessories

Model WF-EM3

Dual Fuel Interface

For Non-Heat Pump Systems

STOCK NO	EACH
WFEM3	405.84

Model WF-LGR4

H/P T-Stat Interface

STOCK NO	EACH
WFLGR4	601.92

Model WF-EZ3

4-Wire T-Stat Interface

For Heat Pump Systems

STOCK NO	EACH
WFEZ3	490.20

Model WF-DFHP1

Dual Fuel Heat Pump Control.

For heat pump & gas Furnaces with no plenum.

STOCK NO	EACH
WDFHP1	610.00

Model WF-ANZ7

WarmFlo Analyzer

STOCK NO	EACH
WFANZ7	313.50

Model WF-HP2

2-Speed heat pump control with plenum heater.

STOCK NO	EACH
WFHP2	976.98

**Packaged Make-Up Air
Units Available from Manufacturer**

Heat Recovery Ventilators



155 MAX 205 MAX 267 MAX

HRV Max Series

Features:

- Energy Star Rated
- High Efficiency Hex Core
- 5-Speed, 4-Mode Operation
- Factory Lifetime Core Warranty
- Recirculating Defrost
- Digital Control Included



WEIGHT	AIR FLOW HIGH	STOCK NO	PRICE
70 lb	132 CFM	155MAX	1017.10
70 lb	179 CFM	205MAX	1112.13
67 lb	267 CFM	267MAX	1511.12



RNC5-TPD RNC 155 RNC 205
136 CFM 148 CFM 179 CFM

HRV RNC Series

Door Port Balancing & Adjustable Dampers
Excellent Low Temperature Performance
99-BC02 control box Sold Separately

HEIGHT	WIDTH	DEPTH	DEFROST	STOCK NO	EACH
5" Duct Top Port, Cross Flow Core					
17 1/4"	22 3/4"	14"	Recirculating	RNC5TPD	938.00
3 select high-speed settings, HEX Core					
19"	33 2/8"	14 3/4"	Recirculating	RNC155	1071.00
Top Port, 3 select high-speed settings, HEX Core					
18 3/4"	33 3/8"	15"	Recirculating	RNC205	1043.00



METRO-120D METRO 120 ERV-ECM

Metro Series

- Slim Height of 9 3/4"
- Designed for Accessibility
- High Efficiency

WEIGHT	AIR FLOW HIGH	STOCK NO	PRICE
Horizontal mounting, HEX Core			
37lb	126 CFM	METRO120D	945.00
Horizontal mounting, ERV Core - Auto Balance			
57 lb	116CFM	METRO120ERV	1001.00

**For Additional ERV Units
See Page 636**

Heat Recovery System Accessories

(21)

Digital Electronic Timer

- Perfect for bath and kitchen ventilation control
- Touch pad for 20/40/60 minute operation
- A simple press activates high speed
- Timer turns off with a touch
- Indicator light display
- Compatible With MAX and RNC Series



STOCK NO	EACH
99DET01	37.84

(21)

Digital Wall Control

- LCD screen and slim-line design
- 5 speed fan settings and standby setting
- Electronic dehumidistat
- 20/40/60 high speed override button
- Connect to 3 wire 20 gauge low voltage wire
- Five selectable modes of operation



STOCK NO	EACH
99DXPL03	107.50

(21)

Basic Wall Control - BC02

- 2 speed fan setting (LOW / HIGH)
- Standby setting (fan OFF)
- Electronic Dehumidistat
- Connect to 3 wire 20 gauge low voltage wire



STOCK NO	EACH
99BC02	10.00

6" Flow Monitoring Station

STOCK NO	EACH
NU99152	106.64

6" Diameter Outside Weather Hood Kit

Carton contains 2 hoods, screens, decals, 12" sleeves and insulating duct collars.

STOCK NO	EACH
NU99186	66.65

(21)

Dual Hood 99-190

One Hood - Two Airflows.

STOCK NO	EACH
NU99190	206.40

HRV Foam Filter for Hex Core

MODEL/STOCK NO	EACH
6516112R	11.71

HRV Square Core Filter

MODEL/STOCK NO	EACH
6516012R	13.01

(21)

Wireless Timer

- Initiates high speed ventilation 20, 40, or 60 minutes
- Wireless timers have an estimated range of 40 Ft.
- Compatible with Repeater (99-RX02)
- Saves on installation time and cost
- Can be surface or E-box mounted
- Includes battery



STOCK NO	EACH
99DET02	51.60

(21)

Repeater

- Extends range of wireless timer
- Plugs into outlet



Compatible with 99DET02

STOCK NO	EACH
99RX02	22.19

Replacement Parts



Control Board for ControlAir-15 Models

5 speeds, on/off and standby switch, auto-defrost indicator, system test indicator, compact & modern

STOCK NO	EACH
NU99275	90.47

MA Fuse for Control Air-15 Board

STOCK NO	EACH
NU21123	.89

(21)

MAX Circuit Board Kit

STOCK NO	EACH
NU62244R	215.00

(21)

Electronis Upgrade Kit

STOCK NO	EACH
NU62214UPR	344.00

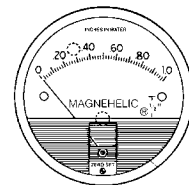
(27)

Dwyer Magnehelic Pressure Gauge

Measures fan and blower pressures, filter resistance air velocity, furnace draft, pressure drop across orifice plates.

Standard accessories:

- 2 - 1/8" NPT plug for duplicate pressure traps
- 2 - 1/8" pipe thread to rubber tubing adapters
- 3 - flush mounting adapters with screws



DESCRIPTION	STOCK NO	EACH
2002, 0-2.0" range	200202	81.28
A302, static pressure tip	A302	11.65

Commercial Heat Recovery Ventilator



1200 FD Commercial HRV

Features:

- Can deliver up to 1200 CFM
- Automatic temperature controlled time cycle
- High efficiency PSC motors
- Fresh air is shut off to allow warm room air to defrost cores
- Low voltage remote circuit
- 3 speed control (low, medium, high)
- Washable air filters
- 68% recovery rate
- Easy to service
- Fan defrost
- 41½" x 29⅞" x 24⅝"

AIR FLOW (EA. STREAM) C. 5" E.S.P.	STOCK NO	PRICE
1050	1200FD	3597.63

700 DD Commercial HRV

Smaller version of 1200DD

Features:

- 700 CFM
- Damper defrost
- 28¾" x 29⅞" x 24⅝"

STOCK NO	EACH
700DD	2853.69

Commercial Accessories



(21) Optional Dehumidistat Control

Alone, or in conjunction with optional timers, the Dehumidistat measures the indoor humidity level and will initiate high speed ventilation when the moisture level in the building exceeds the set point on the control.

For use during heating season, do not use when outdoor temperatures are above 59°F

DESCRIPTION	STOCK NO	EACH
White, 3-Wire	99DH01	38.70

Clean Air Furnace



Clean Air Furnace uses a hydronic coil for uniform temperature distribution and supplied and built in HRV (common fan) with a 4 Speed PSC motor.

- Up flow -Return Air select Left or Right side.
- Large Coil - 4 rows
- Heating capacity - 3 Tons

A/C add on available with DX Coil

MODEL / STOCK NO	EACH
CAFUL4A36P16	3098.96

CAF-U-L4A-36-P16 SPECIFICATIONS	
Voltage	120 VAC 60 Hz
HP	1/2
Amps	10.6
Water	¾" Copper
Connections	Soldered Conn.
Ventilation	6" Duct Size
Return Plenum	14" x 22"
Supply	17¼" x 22¼"
Airflow	1350 CFM @ .25 in wg 1180 CFM @ .5 in wg
Heat Delivery Capacity	38,000-120,000 BTU
Ventilation Airflow	100 - 140 CFM
Effectiveness (Aluminum Core)	70%

Accessories

RSK Backdraft Damper

For 6" round duct work.

MODEL/STOCK NO	EACH
RSK6	22.73



Energy Recovery Ventilators

ERV Max Series

Features:

- AUTO BALANCING
- Damper recirculating defrost cycle
- Top port 6" oval duct
- Square ERV core
- Mirrored and/or Hard Wired configurations



WEIGHT	AIR FLOW HIGH	STOCK NO	PRICE
57 lb	278 CFM	267ERV	1577.60

180 EVRD-AB

Features:

- AUTO BALANCE
- Enthalpy Energy Exchange Core
- Top port design with built-in balancing dampers
- Intelligent defrost damper motor
- -25C HVI Cold Weather Certified ERV



WEIGHT	AIR FLOW HIGH	STOCK NO	PRICE
53 lb	186 CFM	180ERV	1288.00

Turbulent Flow Precipitator Air Cleaner



Ultimate Air Cleaner

Model 3000HEPA

- Flow thru design utilizes two advanced cartridge collectors for optimum performance
- For specialty applications
- One TFP collector and one HEPA cartridge

STOCK NO	EACH
TFP3000HEPA	714.88

Accessories

(21) Replacement HEPA Filter

For TFP 3000 HEPA.

MODEL/STOCK NO	EACH
NU65502R	361.20

(21) Replacement Collector

For TFP 3000 HEPA.

MODEL/STOCK NO	EACH
NU65503R	163.40

Healthy Home System Control



Home System Control

Programmable control for central system fan.

VOLTAGE	STOCK NO	EACH
24v	HHSCPLUS	163.43



Fresh Air Dampers

Power open/close

DUCT SIZE	STOCK NO	EACH
6"	FAD6	123.02
8"	FAD8	147.14

Ultraviolet Lamps



16" UV Lamp

120v with Safety Disconnect

MODEL/STOCK NO	EACH
16UVLAMP	191.65
UV 16" Replacement Bulb	
16UVBULB	68.54



Duo-2000 UV Lamp

With Photo-Reactive Oxidation
2-Stage Design, For 1.5-5 Ton Units

MODEL/STOCK NO	EACH
DUO2000	425.79
UVG 17 1/2" Replacement Lamp	
DUOBULB	84.24



FlexMount UV Twin Lamp

With Photo-Reactive Oxidation
16 1/8", 24v, For 1.5-5 Ton Units (2-Year life)

MODEL/STOCK NO	EACH
46630117	155.29
Twin Tube Replacement Lamp	
46632517	76.96

Media Air Cleaners



Media Air Cleaners

11 MERV rating

MEDIA SIZE	STOCK NO	EACH
16"x25"x5"	FC111625	119.66
20"x25"x5"	FC112025	121.22



Media Air Cleaners

Right Angle • 11 MERV rating

MEDIA SIZE	STOCK NO	EACH
20"x25"x5"	FCRA112000	204.07



Media Air Filters

MEDIA SIZE	STOCK NO	EACH
MERV 8		
16"x25"x5"	16255M8	20.77
20"x25"x5"	P520X25X5	25.03
MERV 11		
16"x25"x5"	16255M11	21.45
20"x25"x5"	.91006	25.83



Media Air Filters

11 MERV rating
Adjustable Height

MEDIA SIZE	STOCK NO	EACH
16-20"x25"x5"	FLEX2	38.20
16-20"x25"x4"	FLEX4	38.20
16-20"x25"x4"	FLEX5	38.20



Trio 3-Stage Air Purification

With UV Light & Odor Removal
13 MERV rating.

SIZE	STOCK NO	EACH
Media Cleaner		
20"x25"x10"	TRIO2000	755.37
Media Filter		
20"x25"x4"	TRIOFILTER	23.06
Replacement UV Lamp		
22"	TRIOUVLAMPS	115.84
Replacement UV Lamp & Filter Set		
22"	TRIO1000	87.05

Steam Humidifiers



Steam Humidifier

Compatible with all forced air heating systems

DESCRIPTION	STOCK NO	EACH
Less Humidistat		
16 Gallon, 120 Volt	S2000LH	918.85
Includes Humidistat		
23 Gallon, 220 Volt	S2020	885.73

Anode

Sacrificial anode for the humidifiers
Will last one full season, while maintaining

STOCK NO	EACH
Z100	21.34



Under Duct Bracket

STOCK NO	EACH
UNDUBR	46.88



Air Proving Device

A split core current sensing relay
will monitor the on/off status of any blower motor

STOCK NO	EACH
AIPRDE	236.67

HRV



Heat Recovery Ventilator

Replaces stale air 8 times a day.
Conserves energy by transferring heat or cool to incoming air and helps prevent moisture buildup during heating season.

CFM	STOCK NO	EACH
30 to 160	FC150HRV	1120.32
200	FC200HRV	1387.69

Honeywell Air Quality Products ⁽³¹⁾

customer.resideo.com

Humidifiers

Honeywell By Pass Flow Through Humidifier with Humidistat



- Uses warm air furnace blower to humidify the whole house humidification.
- Includes HumidiPRO Digital Humidity Control.

CAP.(GPD)	BYPASS/COVERAGE	STOCK NO	EACH
Gallons humidity delivered vs water wasted (1:4)			
12	Small/1500sq.ft.	HE100A1000	236.63
17	Large/2000sq.ft.	HE200A1000	259.38
Advanced Bypass reduces water wasted (1:2.8)			
12	Small/1500sq.ft.	HE150A1005	354.67
17	Large/2000sq.ft.	HE250A1005	378.97

Honeywell HE300 Powered Flow Through Humidifier



- Capable of humidifying up to 4,200 sq. ft.
- Includes HumidiPRO Digital Humidity Control.
- Gal. humidity delivered vs. water wasted (1:2)

TrueEASE Fan-Powered

CAPACITY (GAL PER DAY)	STOCK NO	EACH
18	HE300A1005	476.24

Replacement Humidifier Pads

For use with:
Honeywell - HE200,250,260,265,300,360 & 365
Aprilaire - 350,360,560,568,600,700,760 & 768

DESCRIPTION	STOCK NO	EACH
Standard	HC26A1008	14.49
Antimicrobial	HC26E1004	25.40

For use with:

Honeywell - HE100,150,220 & 225
Aprilaire - 110,220,550 & 558

FOR USE WITH	STOCK NO	EACH
Standard	HC22A1007	10.28
Antimicrobial	HC22E1003	23.08

Honeywell Automatic Humidity Control

Provides automatic control for by-pass flow-through, powered flow-through, steam and drum humidifiers in central heating systems.

STOCK NO	EACH
DG115EZIAQ	72.13

Honeywell Electrode Humidifiers



- 11 GPD @ 120v OR 22 GPD @ 240v.
- Honeywell Thermostat options include Lyric, PrestigeIAQ, and VisionPRO

HumidiPRO Digital Humidity Control.

STOCK NO	EACH
HM750A1000	1165.30

Distribution Kit

15ft Insulated Steam Hose
Stainless Steel for HM750A1000



STOCK NO	EACH
HM750AHOSEKIT	219.57

Replacement Canister

For HM750A1000



STOCK NO	EACH
HM750ACYL	113.57

Honeywell Remote Mounting Kit

For use with Honeywell TrueSTEAM.

DESCRIPTION	STOCK NO	EACH
10'	.50024917001	149.32
20'	.50024917002	250.37

Honeywell In-Line Filter

For use with Honeywell TrueSTEAM.

DESCRIPTION	STOCK NO	EACH
In-Line Filter	50028044001	73.43

HumidiPRO

Digital Humidity Control
LESS Temperature Sensor



STOCK NO	EACH
H6062A1000	101.03

Dehumidifiers



Honeywell Ventilating Dehumidification System

Maintain proper humidity levels. 120V; 60Hz
Drain 3/4" Female NPT with attached 3/4" Male NPT.
Duct connections: 8" Round inlet/outlet for DR65
6" and 10" inlet and 10" outlet for DR90 and DR120

WATER REMOVAL PER DAY	STOCK NO	EACH
Up to 65 Pints	DR65A3000	1762.27
Up to 90 Pints	DR90A3000	2228.02
Up to 120 Pints	DR120A3000	2866.47

Honeywell Home

from resideo



5500 Steam Humidifier

- Capable of humidifying up to 5,500 sq. ft.
- Electrode Steam Technology
- Gallons Per Day: 115V = 15; 230V = 28.5
- Power: 115 / 230V (internal switch selector)
- Dimensions: 21" H x 14" W x 8 1/4" D
- Includes GFX4 Digital Automatic Humidistat

Replace the Cylinder a minimum of once per year

CAPACITY (GAL PER DAY)	STOCK NO	EACH
15-28.5	5500	1323.69



Replacement Cylinder for Model 5500

Be sure to feel for, and hear the "CLICK" when attaching cylinder wires to ensure solid connection 14" Long x 18" Round x 5 1/2" Wide

Replace the Cylinder a minimum of once per year

STOCK NO	EACH
55	144.98



GFX4 Automatic Digital Humidistat

- Controls the furnace blower motor
- Includes outdoor sensor
- Control manually without outdoor sensor
- LCD readout display
- Accuracy: RH (77°F/25°C) 10%-90% +/-3%RH
- Humidity range: from 10% to 75%
- Dimensions: 3 3/4" H x 3 1/2" W

18-30 VAC, 60 Hz • 1 year warranty

STOCK NO	EACH
GFX4	162.00



4400 A Fan-Assist Evaporative Humidifier

- Capable of humidifying up to 4,400 sq. ft.
- Type: Fan-Assist Evaporative Humidifier
- Gallons per day: Up to 19 gallons (based on 120° F plenum temperature)
- Dimensions: 14 3/4" H x 16 5/8" W x 6 3/4" D
- Includes GFX4 Humidistat

Replace your Vapor Pad® at least once per year

CAPACITY (GAL PER DAY)	STOCK NO	EACH
19	4400FA	438.84



3200 M Evaporative Humidifier

- Capable of humidifying up to 3,200 sq. ft.
- Type: Bypass Evaporative
- Gallons per day: Up to 12 gallons (based on 120° F plenum temperature)
- Dimensions: 12 1/4" H x 12" W x 8 1/2" D
- Includes MHX3 Manual Humidistat

Replace your Vapor Pad® at least once per year

CAPACITY (GAL PER DAY)	STOCK NO	EACH
12	3200M	193.76



3200 A Evaporative Humidifier

- Capable of humidifying up to 3,200 sq. ft.
- Type: Bypass Evaporative
- Gallons per day: Up to 12 gallons (based on 120° F plenum temperature)
- Dimensions: 12 1/4" H x 12" W x 8 1/2" D
- Includes GFX3 Digital Automatic Humidistat

Replace your Vapor Pad® at least once per year

CAPACITY (GAL PER DAY)	STOCK NO	EACH
12	3200A	240.74



GA10 Humidifier Replacement Pad

- Fits GeneralAire® Models: 3200M & 3200A
- Also fits Aprilaire® Models: 110, 220, 500A, 500M, 550, 550A, & 558
- Also fits Honeywell® Models: HE100, HE150, HE220, HE225, HE240, & HE280

Replace your Vapor Pad® at least once per year Insert with black mark on top

STOCK NO	EACH
GA10	13.15



4200 M Evaporative Humidifier

- Capable of humidifying up to 4,200 sq. ft.
- Type: Bypass Evaporative
- Gallons per day: Up to 17 gallons (based on 120° F plenum temperature)
- Dimensions: 15" H x 12" W x 8 1/2" D
- Includes MHX3 Manual Humidistat

Replace your Vapor Pad® at least once per year

CAPACITY (GAL PER DAY)	STOCK NO	EACH
17	4200M	211.65



4200 A Evaporative Humidifier

- Capable of humidifying up to 4,200 sq. ft.
- Type: Bypass Evaporative
- Gallons per day: Up to 17 gallons (based on 120° F plenum temperature)
- Dimensions: 15" H x 12" W x 8 1/2" D
- Includes GFX3 Digital Automatic Humidistat

Replace your Vapor Pad® at least once per year

CAPACITY (GAL PER DAY)	STOCK NO	EACH
17	4200A	278.49



GA35 Humidifier Replacement Pad

- Fits GeneralAire® Models: 4200M, 4200A, 4400A & 4500
- Also fits Aprilaire® Models: 350, 360, 568, 560, 600, 700, 760 & 768
- Also fits Honeywell® Models: HE260, HE265, HE360 & HE365

Replace your Vapor Pad® at least once per year Insert with black mark on top

STOCK NO	EACH
GA35	16.08

Dust Free Air Cleaners



NEW ITEM

Right Angle MAC

- The Dust Free® Right Angle Media Air Cleaner is the solution for media air cleaners that normally require a 90° transition to fit vertical furnace installations.
- The media air cleaner includes a MERV 11 filter that traps significantly more airborne particles than traditional disposable fiberglass filters.
- 26" Depth x 16.25" Height x 22" Width
- Filter Size: 19.6875" x 24.6875" x 4.375"

SIZE	STOCK NO	EACH
20" x 25".....	.DFRA20X25	204.00

Replacement Pads for Trion Humidifiers

Evaporating Pads for G100 & G200

FOR	STOCK NO	EACH
G100.....	G1166	20.69
G200.....	G2066	21.89

Honeywell Home Air Cleaners

(31)

Honeywell F300E Electronic Air Cleaner

- Media post-filter provides enhanced filtration on select models.
- Solid state power supply is self-regulating and maintains peak efficiency during a wide range of cell dirt loading conditions.
- Low-profile door with test button to check system operation.
- Helps filter efficiency-robbing "gunk" before it coats critical system parts.
- Very low pressure drop.
- Exclusive 10-year Clean Coil Guarantee.
- Rugged zinc-coated, roll-formed cabinet provides strength and corrosion protection.



SIZE	CFM	STOCK NO	EACH
16" x 25"	1400	F300E1019	938.95
20" x 25"	2000	F300E1035	1054.64

(31)

Replacement Filters

For use with Honeywell TrueCLEAN.

DESCRIPTION	STOCK NO	EACH
16" x 25".....	FR8000F1625	155.03



Honeywell F100F Media Air Cleaner

- Captures particles as small as 0.3 microns from the air circulated through the high-efficiency pleated media filter.
- The Media Air Cleaner easily mounts in any position within the return air duct of any gas, oil, and electric forced warm air furnaces and to compressor cooling up to 5 tons.
- Additionally, it requires no electrical connections or maintenance beyond periodic media filter replacement.

SIZE	STOCK NO	EACH
16" x 20".....	F100F1620	163.30
16" x 25".....	F100F1625	163.30
20" x 25".....	F100F2025	163.30

Replacement Media

For Honeywell F100F Series

SIZE	STOCK NO	EACH
MERV 10 • From Honeywell Home		
4½ x 16 x 25".....	FC100A1029	41.63
4½ x 20 x 25".....	FC100A1037	41.63
MERV 11 • From Honeywell Home		
4 x 16 x 20".....	FC100A1003	41.63
MERV 11 • From Field		
16"x25"x4¾".....	16254M11	20.44
20"x25"x4¾".....	20254M11	21.51

Honeywell Home UV Lamps



UV2400U1000

UV2400U5000

Honeywell UV2400U Ultra Violet Air Purifier

- Lamp is always on
- Replace lamp annually
- SnapLamp™ features replacement lamp handle with detachable replacement lamp

DESCRIPTION	STOCK NO	EACH
Single lamp.....	UV2400U1000	236.68
with AirBRIGHT Odor Absorption		
Single lamp.....	UV2400U5000	535.67

Replacement UV Lamps

STOCK NO	EACH
UV2400BULB.....	103.24



Honeywell UV100E Ultra Violet Air Treatment Return Air

- Kills airborne bacteria.
- Single lamp unit has 70% kill rate, Dual lamp has 87% kill rate.
- UV lamp does not produce ozone.
- Easy maintenance and lamp replacement.
- Sealed unit protects against high voltage and ultra violet rays.

DESCRIPTION	STOCK NO	EACH
Single lamp.....	UV100E1043	462.30
Dual lamp.....	UV100E2009	739.47

Honeywell UV100E Replacement UV Lamps

FOR	STOCK NO	EACH
PRIOR to July 4, 2005		
UV100E1043.....	UC100E1006	124.98
UV100E2009.....	UC100E1030	138.87
AFTER to July 4, 2005		
UV100E1043.....	UC18W1004	97.62

Air Purification Systems ^(31a)

ultravation.com

Second Wind Replacement Parts

For best performance replace lamps every year.

Photo-Catalytic Replacment Bulbs

SIZE/FOR	STOCK NO	EACH
18" All but portables	SW1076	89.51

Replacement Lamp for 1000KCS

STOCK NO	EACH
SW1068	66.50

16" Replacement Lamp for UVS1036/2036

STOCK NO	EACH
LPPP002	95.14

Photocatalytic Reactor Lamp UV-A

STOCK NO	EACH
LPPP0052	95.14

16" Replacement Lamp for UMX1036/2036

STOCK NO	EACH
UMX16URL	101.84

17" T3™ Replacement Lamp for UVS, UMX 1900T/1902T/2036T3

STOCK NO	EACH
ASIH1003	95.14

VOC Titanium 16" Shield

STOCK NO	EACH
SMOH0014	139.64

Replacement Filters for 2060003 Healthway

DESCRIPTION	STOCK NO	EACH
Main Filter	60500	149.03
Carbon/Zeolite Filter	50400	99.00

BreatheCLEAN



Ultraviolet Air Cleaner

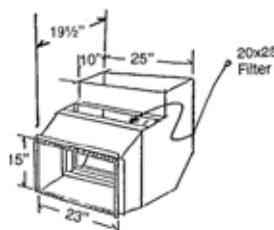
- 2 Bulbs protrude 16" (or 9") into ductwork
- 253.7 nanometers
- 12 ft. cord

Size: 9¾" W x 2" H x 5¾" D

STOCK NO	EACH
7200100	237.87

16" Replacement Lamp 2-Bulb • 72watt • 253.79 Wavelength

STOCK NO	EACH
7900215	72.62



Shoe only (for Air Bear)

For 5" electrostatic filter.

STOCK NO	EACH
715HES	122.19

Top Product Innovations ⁽²⁷⁾

Phenomenal Aire Cold Plasma Generators (CPG) produce an electric field filled with highly charged ions. The ions created within the field act as a natural scrubbing agent for the air passing through the field. Cleaning the air you breathe naturally and safely. Addressing dust, mold, pollen, bacteria, virus, harmful pathogens, smoke, odor and volatile organic compounds (VOCs).

Series R

- Ideal for residential HVAC Systems
- EL Listed
 - Voltage 24 VAC
 - Single Phase



SIZE & CFM	STOCK NO	EACH
Size: 5.0" W x 3.5" H x 9.5" L 0 to 6,000 CFM	TPIR6	730.80

Series C 6.0 & 10.0

- Ideal for commercial HVAC Systems
- EL Listed
 - Voltage 24 VAC
 - Single Phase



SIZE & CFM	STOCK NO	EACH
Size: 5.0" W x 3.5" H x 9.6" L 0 to 6,000 CFM	TPIC6	1053.36
Size: 5.0" W x 3.5" H x 13.5" L 6,000 to 10,000 CFM	TPIC10	1428.00

Series D 1.2-2

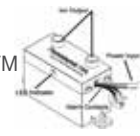
- Ideal for Fan Coils, Heat Pumps PTAC units, ductless mini splits, & air handling units up to 1,200 CFM
- EL Listed
 - Voltage 208-277 VAC
 - Single Phase



SIZE & CFM	STOCK NO	EACH
Size: 1.0" W x 1.6" H x 2.2" L 1,200 CFM	TPID12	504.00

Series D 3.2

- Ideal for Fan Coils, Heat Pumps PTAC units, ductless mini splits, & air handling units up to 3,200 CFM
- EL Listed
 - Voltage 24 VAC
 - Single Phase



SIZE & CFM	STOCK NO	EACH
Size: 1.3" W x 1.9" H x 2.6" L 3,200 CFM	TPID32	613.20

(31a)

Media Air Cleaner

Replacement Purolator Media for Electronic Air Cleaners "CUB"

SIZE	STOCK NO	EACH
3"x15 ³ / ₄ "x24 ¹ / ₄ "	P120016X25X3	35.52

Glass Air Filters ⁽²⁷⁾



Disposable Glass Air Filters

SIZE	STOCK NO	EACH
14x20x1	14X20X1FI	3.88
14x25x1	14X25X1FI	4.14
16x20x1	16X20X1FI	3.96
16x25x1	16X25X1FI	4.17
20x20x1	20X20X1FI	3.57
20x25x1	20X25X1FI	4.11
25x25x1	25X25X1FI	5.93
16x20x2	16X20X2FI	4.56
16x25x2	16X25X2FI	4.58
20x20x2	20X20X2FI	4.66
20x25x2	20X25X2FI	5.51



Pleated HE 40 Air Filters

SIZE	STOCK NO	EACH
12X24X1	12X24X1PLFI	6.26
14X20X1	14X20X1PLFI	5.97
14X25X1	14X25X1PLFI	6.45
14X30X1	14X30X1PLFI	9.31
16X20X1	16X20X1PLFI	5.87
16X24X1	16X24X1PLFI	7.32
16X25X1	16X25X1PLFI	6.52
16X26X1	16X26X1PLFI	15.47
16X28X1	16X28X1PLFI	15.47
18X18X1	18X18X1PLFI	8.23
18X20X1	18X20X1PLFI	7.99
18X25X1	18X25X1PLFI	8.88
20X20X1	20X20X1PLFI	6.37
20X25X1	20X25X1PLFI	7.43
20X30X1	20X30X1PLFI	10.25
24X24X1	24X24X1PLFI	8.00
24X30X1	24X30X1PLFI	12.34
12X24X2	12X24X2PLFI	6.50
14X20X2	14X20X2PLFI	6.75
14X25X2	14X25X2PLFI	7.56
16X16X2	16X16X2PLFI	7.09
16X24X2	16X24X2PLFI	7.68
16X20X2	16X20X2PLFI	5.74
16X25X2	16X25X2PLFI	6.39
16X30X2	16X30X2PLFI	18.32
18X18X2	18X18X2PLFI	7.97
18X24X2	18X24X2PLFI	8.33
20X20X2	20X20X2PLFI	6.54
20X24X2	20X24X2PLFI	8.54
20X25X2	20X25X2PLFI	7.61
20X30X2	20X30X2PLFI	12.19
24X24X2	24X24X2PLFI	8.57
24X30X2	24X30X2PLFI	26.32
25X25X2	25X25X2PLFI	10.51
16X20X4	16X20X4PLFI	11.88
16X25X4	16X25X4PLFI	12.62
20X20X4	20X20X4PLFI	12.62
20X25X4	20X25X4PLFI	14.30
24X24X4	24X24X4PLFI	15.31



RPMV "E-Z-Kleen" Air Filters

Washable Aluminum

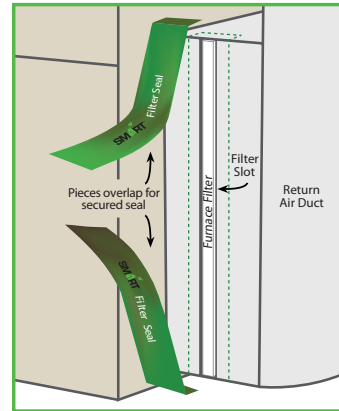
SIZE	STOCK NO	EACH
20x25x1	20X25X1EZFI	29.19



Purolator Key Pleat Air Filters

Standard-Capacity MERV 8, MERV-A 8-A

SIZE	STOCK NO	EACH
16x20x2	16X20X2KEYPL	4.56
16x25x2	16X25X2KEYPL	5.15
20x20x2	20X20X2KEYPL	5.22
20x24x2	20X24X2KEYPL	7.73
20x25x2	20X25X2KEYPL	6.19
24x24x2	24X24X2KEYPL	7.04



Smart Filter Seal




Prevents unconditioned air from bypassing filter.
Fits up to 25" filter slot opening.

STOCK NO	EACH
SMFISE	9.04

Broan Exhaust Fans and Accessories ⁽²⁷⁾

broan.com



Economy Bath Fan

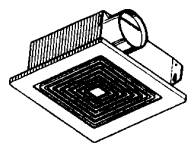
- Molded plastic impellers, two-pole motor, 7¼" x 7½" x 3⅝" housing for ceiling or wall
- Torsion springs plastic grille mounting
- Damper/duct connector fits 3" round duct.
- 50 CFM; for baths up to 45 sq. ft.

MODEL	STOCK NO	EACH
688	BR688	23.51

Replacement Motor Assembly & Grill

Project Pack (6) Motor Assembly & Grill for 688.

MODEL	STOCK NO	EACH
1688F	BR1688F	13.44



Deluxe Bath Fan

- Centrifugal blower wheel, 7¼" x 7½" x 3⅝" housing for ceiling or wall installation
- Torsion springs plastic grille mounting
- Damper/duct connector fits 3" round duct
- 70 CFM; for baths up to 65 sq. ft.

MODEL	STOCK NO	EACH
671	BR671	34.08




Wall Heater

Includes Auto Shut off

Factory wired for 2000 watt at 240v, easily converts to half-wattage. 20¼" x 16⅝"

MODEL	STOCK NO	EACH
192	BR192	392.76



Bulb Heater with Fan

- 250 watt infrared bulb (bulb not included)
- Attractive molded plastic grilles.
- 1 bulb heater/fan 70 CFM, 65 sq. ft.
- 10¼" x 10¼" with 4" duct diameter

MODEL	STOCK NO	EACH
162	BR162	74.69



Ceiling Vertical Discharge Fan



- Steel housing installs between ceiling joists.
- Built-in damper, uses 8" round duct.
- 180 CFM, 6.5 Sones, 11½" x 11½"

MODEL	STOCK NO	EACH
505	BR505	110.93

Ceiling Side Discharge Fan



- Mounting brackets are adjustable to allow installation between ceiling joists or walls studs
- Built-in damper requires 3¼" x 10" duct.
- 200 CFM, 5 sones, 11½" x 11½"

MODEL	STOCK NO	EACH
503	BR503	116.47

FLEX DC™ Series Fans



- Low RPM for quiet operation
- FoldAway™ Mounting Ears
- FlexFlow™ CFM Technology
- Connector for 4" duct
- 3-Year Warranty

MODEL	CFM	STOCK NO	EACH
Fan Only, No Light			
AE50110DC	50-110	BRAE50110DC	114.48
With LED Light • 11 watt, 3500K			
AE50110DCL	50-110	BRAE50110DCL	151.05

FLEX™ Series Fans



- Low RPM for quiet operation
- FoldAway™ Mounting Ears
- TrueSeal™ Damper Technology
- EzDuct™ connector for 4" duct
- 1-Year Warranty

MODEL	CFM	STOCK NO	EACH
A80	80	BRA80	67.32
A110	110	BRA110	88.36

FLEX™ Series Fans

Same specs as above with 1-Year Warranty

MODEL	CFM	STOCK NO	EACH
AE80B	80	BRAE80B	58.70

FLEX™ Series Fans

Same specs as above with 3-Year Warranty

MODEL	CFM	STOCK NO	EACH
AE110	110	BRAE110	108.39

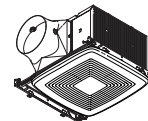
Invent™ Series Fans with Lights



- Low RPM for quiet operation
- FoldAway™ Mounting Ears
- TrueSeal™ Damper Technology
- EzDuct™ connector for 4" duct
- 100-watt light capacity (bulb not included)
- 3-Year Warranty

MODEL	CFM	STOCK NO	EACH
A80L	80	BRA80L	206.69
A110L	110	BRA110L	106.26

Ultra Green™ Ventilation Fan



CFM Single-Speed Fan

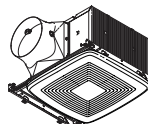
- UltraSmart™ DC Motor & Control Technology
- UltraSilent™ Sound Technology <0.3 Sones
- UltraQuick™ Installation with 4" or 6" ducting
- 3-Year Warranty

MODEL	CFM	STOCK NO	EACH
XB50	50	BRXB50	183.65
XB80	80	BRXB80	192.00
XB110	110	BRXB110	206.34

UltraLucent™ Lighting Technology

XB80L	80	BRXB80L	286.82
-------	----	---------	--------

Ultra Green™ Ventilation Fan



CFM Multi-Speed Fan

- UltraSmart™ DC Motor & Control Technology
- UltraSilent™ Sound Technology <0.3 Sones
- UltraQuick™ Installation with 4" or 6" ducting
- 3-Year Warranty

MODEL	CFM	STOCK NO	EACH
ZB80	80	BRZB80	174.00
ZB110	110	BRZB110	176.25

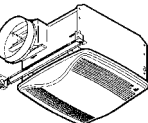
Quiet Bath Fan



- Very quiet operation 0.3 to 1.4 sones
- 11⅝" x 10½" x 7⅝" housing with 6" duct
- 3-Year Limited Warranty

MODEL	CFM	STOCK NO	EACH
QTXE80	80	BRQTXE80	144.00
QTXE110	110	BRQTXE110	144.38
QTXE150	150	BRQTXE150	232.07

Humidity Sensing Fan



- Ultra Silent Series 0.7 Sones
- Auto shut-off time adjusts 5 to 60 minutes
- 11⅝" x 10½" x 7⅝" housing with 6" ducting
- Sensaire® technology detects rise in humidity
- 3-Year Limited Warranty

MODEL	CFM	STOCK NO	EACH
QTXE110S	110	BRQTXE110S	175.56

Ultra Pro™ Bath Fan



- UltraQuick™ Installation with 4" ducting
- 10½" x 11⅝" x 7⅝" housing
- QStream™ Sound Technology <0.3 Sones
- QFlow™ Damper Technology
- 3-Year Limited Warranty

MODEL	CFM	STOCK NO	EACH
RB110	110	BRRB110	129.47
UltraLucent™ Lighting Technology			
RB80L	80	BRRB80L	206.34
RB110L	110	BRRB110L	180.38

Broan Exhaust Fans and Accessories ⁽²⁷⁾

broan.com




Sensonic™ Ventilation Fan

Model SPK110

- Dual High-Fidelity Sensonic™ Speakers
- Bluetooth wireless technology
- Extremely quiet 1.0 Sones
- 10¹/₂"x11³/₈"x7⁵/₈" housing with 4" ducting
- Includes unique spacer for easy I-joist mounting

MODEL	CFM	STOCK NO	EACH
SPK110	110	BRSPK110	162.86



Economy Fan with Light

- 100 watt light capacity (Bulb not included)
- Plastic grille and unbreakable diffusing lens
- 8"x8¹/₄"x5³/₄" high housing with 4" ducting

MODEL	CFM	STOCK NO	EACH
678	50	BR678	53.60

Losone Select® Ceiling Ventilator

- Broan high capacity fans are an exceptionally quiet solution to continuous ventilation
- With their heavy-duty motors and high capacity fans they are an ideal solution for conference rooms, public restrooms or commercial buildings that require ongoing ventilation
- Low-vibration and lo-profile
- 11³/₄"x12¹/₄"x12¹/₄" Housing with 14"x14" Grille

MODEL	CFM	DUCT SIZE	STOCK NO	EACH
L100	109	6"	BRL100	162.86
L200	210	8"	BRL200	191.73
L300	308	8"	BRL300	210.80



LoProfile Ventilation Fan

- Fits in 2"x4" ceiling or wall construction
- 80 CFM with 4" duct for ample air movement
- 3" duct adapter included
- Only 1.5 sones for extremely quiet operation
- 4"x10¹/₂"x11³/₈" housing with 13"x13³/₄" grille

MODEL	STOCK NO	EACH
LP80	BRLP80	77.39

Grille/Cover Upgrades

MODEL	STOCK NO	EACH
Bluetooth Speaker Cover with LED Light		
FG800SPKS	BRFG800SPKS	79.13
Cover with LED Light		
FG600S	BRFG600S	42.69
Exhaust Fan Motor and Grille Kit		
QK60S	BRQK60S	57.78
CleanCover™ Grille/Cover		
FG701S	BRFG701S	22.02

Accessories

Roof Cap

- Footprint is 18³/₄"x14¹/₄"
- Black with backdraft damper and bird screen

MODEL	STOCK NO	EACH
For 3¹/₄"x10" or up to 8" round duct		
634	BR634	40.71
For 6" round duct		
634M	BR634M	40.43

Roof Cap

- Footprint is 11"x9¹/₄" for 3" or 4" round duct
- Black with backdraft damper and bird screen

MODEL	STOCK NO	EACH
636	BR636	23.33

Wall Cap

- Black, 12³/₄"x5⁵/₈" for 3¹/₄"x10" duct
- Spring-loaded backdraft damper & bird screen

MODEL	STOCK NO	EACH
639	BR639	37.20

Wall Cap

- .025 Aluminum, 9"x9" for 6" duct
- Spring-loaded backdraft damper & bird screen

MODEL	STOCK NO	EACH
641	BR641	55.79

(29)

DryerJack

Model 477

- 11³/₄" x 11¹/₂" Low profile, optimally designed for roof pitch between 3/12 and 12/12.

FINISH	STOCK NO	EACH
Mill Finish	DJK477MR	69.99
Black	DJK477KR	76.23

Wall Cap

- .025 Aluminum, 13"x12¹/₂" for 8" duct
- Built-in backdraft damper, 3³/₈" collar

MODEL	STOCK NO	EACH
643	BR643	90.70

Wall Cap

Model 885BL/885AL

- 6¹/₂"x6¹/₂" for 3" or 4" round duct
- Spring-loaded backdraft damper & bird screen

FINISH	STOCK NO	EACH
Black	BR885BL	25.86
Aluminum	BR885AL	40.42

(31)

Digital Fan Control

FINISH	STOCK NO	EACH
White	HVC0001	71.56

Humidity Sensing Wall Control

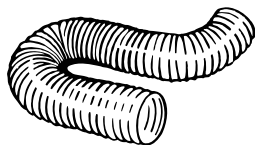
- Sensaire™ responds to increase in humidity
- Variable setting from 20% to 80% relative humidity, set minutes per hour, or set manually
- Fits single-gang box; 120V, 60Hz
- Requires neutral wire for operation

MODEL	STOCK NO	EACH
82W	BR82W	37.91

Nutone Central Vac Accessories (40)

nutone.com

Vac Tubing



Central Vac Flex Tubing

SIZE	STOCK NO	EACH
2"ID x 3'	BRCF367	9.19

NuTone®

Inlet Covers



Electirc Central Vac Inlet Cover

COLOR	STOCK NO	EACH
White	BRCI358W	15.33



VacPan Central Vac Inlet Cover

COLOR	STOCK NO	EACH
White	BRCI365W	43.51

Rough-In Kits

1 Inlet Central Vac Rough-In Kit

- (1) Mounting Plate
- (1) Plaster Guards with Mounting Screws
- (1) 90-degree elbows
- (1) 90-degree street Ell
- (1) 45-degree street Ell
- (2) nail guards
- (2) 90-degree sweep Ells
- (1) 45-degree Ells
- (3) 90-degree tee wyes



STOCK NO	EACH
BRCI3301RK	46.50

White & Red Central Vac Wire



SIZE	STOCK NO	EACH
18/2 x 100'	BRCF376UL	48.05

Fittings



90° Ell

STOCK NO	EACH
BRCF382	1.09



45° Ell

STOCK NO	EACH
BRCF385	1.01



Stop Coupling

STOCK NO	EACH
BRCF388	.61



Wye

STOCK NO	EACH
BRCF387	2.01



End Cap

STOCK NO	EACH
BRCF389	1.34

Fantech RADON Ventilating Fans ⁽²⁷⁾

fantech.net

DBF110 Dryer Booster Kit

4" Ducting • FR110 fan included.

MODEL/STOCK NO	EACH
DBF110.....	298.38



PERFORMANCE-FR Fan

Model	Max RPM	Max Watts	Max Amps	CFM @0" Ps	CFM @.2" Ps	Duct
DBF110	2761	75	.72	167	150	4"

RSK Backdraft Damper

In-Line Backdraft Damper

SIZE	STOCK NO	EACH
4".....	RSK4	15.83
6".....	RSK6	22.73
8".....	RSK8	27.42
10".....	RSK10	39.57



Rn 4EC-3 Inline Radon Fan

- Use for High Suction, High Airflow with EC Motor
- Speed Control Included
- LDVI™ Couplings Included
- Airtight Housing Guaranteed
- Large Electrical Box
- Zero Leakage

Radon Fan, Inline, 4 1/4 max SP

MAX AIRFLOW	DUCTING	STOCK NO	EACH
490 CFM.....	3 1/2".....	RN4EC3	370.25



Radon Fan

RN Series

MAX AIRFLOW	DUCTING	STOCK NO	EACH
166 CFM.....	4".....	RN2	145.33



FG Fan Series

Remotely mounted in-line fan suitable for mounting in outdoor and wet locations (NOT underground or with water running thru motor housing). Fans are caulked at motor screws, wiring cables and seams to prevent moisture from entering the motor housing. Prewired. Mounting bracket included.

Features:

- Airtight galvanized steel housing for residential & commercial applications
- Rated for outdoor use & airstream temperatures up to 140° F
- Powered by ebm-papst external rotor motorized impeller for excellent heat dissipation, even at low RPM
- Waterproof gasket on wiring box
- 135 to 589 CFM
- 4" to 10" duct diameters
- 100% speed controllable
- 5 year factory warranty

MODEL/STOCK NO	EACH
FG4.....	200.34
FG5.....	214.83
FG6.....	234.44
FG8.....	323.95
FG10XL.....	434.78



Model	Max RPM	Rated Watts	Max Amps	CFM @0" Ps	CFM @.2" Ps	Bathroom Exhaust Area	Multiple Rooms Combined sq ft	Duct
FG4	3000	20	0.19	135	110	Up to 85 sq ft	----	4"
FG5	3000	20	0.19	156	130	Up to 125 sq ft	Up to 125 sq ft	5"
FG6	2700	72	0.68	303	270	140 to 210 sq ft	125 to 180 sq ft	6"
FG8	2550	119	1.14	461	410	-----	-----	8"
FG10XL	3100	196	1.96	589	560	-----	-----	10"



FRIK 4x4 Rn Installation Kit

Included in the FRIK kit is a pair of our new LDVI™ (Low Durometer Vibration Isolating) couplings, Manometer, and Radon Labels.

SIZE	STOCK NO	EACH
4" x 4".....	FRIK4X4	58.31



FRIK 4x3 Rn Installation Kit

Included in the FRIK kit is a pair of our new LDVI™ (Low Durometer Vibration Isolating) couplings, Manometer, and Radon Labels.

SIZE	STOCK NO	EACH
4" x 3".....	FRIK4X3	58.31

Electronic

Push Button Timer

115 volt. 60, 30, 20, or 10 min.

STOCK NO	EACH
FD60E.....	52.00

Speed Control

ON/OFF Switch • 10amps.

For Use with ALL Models

STOCK NO	EACH
RPE10.....	70.76

(27)

Radon Tag

2" x 4" Sticker. 100 per roll.


MODEL/STOCK NO	EACH
RADONTAG.....	64.29



Miscellaneous Air Conditioning Accessories (27)

diversitech.com

A/C Liquid Line Filter Dryer



- R-22 and R410-A. 100% molecular sieve.
- High moisture & acid capacity.
- Solid copper sweat fittings.

CONNECTION SIZE	FILTER AREA SQ. IN	*CAP. TONS R-22 & R410A REFRIGERANT	STOCK NO	EACH
O.D. Solder Connections				
3/8"	27	3	832515141	13.09
3/8"	34	4	832515142	13.60
1/2"	61	5	83ADK084S	25.87

Heat Pump Liquid Line Filter Dryer

CONNECTION SIZE	FILTER AREA SQ. IN	*CAP. TONS R-22 & R410A REFRIGERANT	STOCK NO	EACH
O.D. Solder Connections				
3/8"	34	5	83BFK163S	70.07



E-Flex Pro-System Kit

UV Protected • Titan GS30 Outlet

SIZE	STOCK NO	EACH
1/2" Insulation Thickness Dia. • E-Flex Guard 72E		
7/8"	78EFLEXKIT	148.75
3/4" Insulation Thickness Dia. • E-Flex Guard 72C		
1 1/8"	118EFLEXKIT	148.75

E-Flex Guard

HVAC Line-Set & Solar Pipe Insulation Protectors UV Protected



SIZE	STOCK NO	EACH
1/2" x 75'	750E	526.15
3/4" x 75'	750C	542.30



Safe-T-Switches

- For installation on Drain Pans
- Condensate overflow switch
- Magnetic reed switch
- Connect to either red or yellow wire

MODEL	STOCK NO	EACH
SS1	RE97632	36.90
SS2	RE97637	31.81
SS3	RE97647	18.50

Safe-T-Switch SSW




Secondary drain pan shut-off switch, Safe-T-Switch Model SSW, detects clogged A/C condensate drains and shuts off system to prevent water damage.

- Sensor connects to indoor unit
- Onboard LED Indicator
- Power supply – 24VAC

STOCK NO	EACH
RE97092	71.59

A/C Pads

High impact polypropylene pad with UV inhibitors.



SIZE	STOCK NO	EACH
2" Textured gray surface		
24x24x2"	ACP2424	40.89
24x30x2"	ACP2430	53.86
24x36x2"	ACP2436	61.15
30x30x2"	ACP3030	66.46
30x36x2"	ACP3036	110.07
30x40x2"	ACP3040	118.72
32x32x2"	ACP3232	76.35
32x44x2"	ACP3244	57.39
34x34x2"	ACP3434	124.15
36x36x2"	ACP3636	92.36
38x42x2"	ACP3842	124.01
3" E-Lite®		
18x38x3"	ACP18383	51.79
3" Textured gray surface • Stocked in Fargo Only		
24x24x3"	ACP24243	44.91
30x30x3"	ACP30303	73.04
32x32x3"	ACP32323	83.94
32x44x3"	ACP32443	164.15
36x36x3"	ACP36363	101.71


Heat Pump Pad



SIZE	STOCK NO	EACH
36x36x8"	HP36368	141.47

Anti-vibration Pads

The cork is laminated between two corrugated pads to reduce vibration and noise. Designed to withstand 50 lbs. psi. Elastomeric oil resistant.



SIZE	MATERIAL	STOCK NO	EACH
4" x 4" x 3/8"	Rubber Only	MP4	1.44
2" x 2" x 7/8"	Cork Center	MP2C	.62
4" x 4" x 7/8"	Cork Center	MP4C	2.08

Furnace Mounting Block



SIZE	STOCK NO	EACH
4x6" Triangle	.DIFB1	9.89

Heat Pump Risers

- Elevate AC, heat pumps & air handlers.
- Heavy-duty plastic.
- Butyl mastic on the top and bottom guarantees no slipping and reduced vibration and noise
- Four risers can handle up to 2,000 lb load



STOCK NO	EACH
HPR-6 - 6" Grey Heat Pump Pump Riser	
HPR6	5.22
HPR-EXT - 4" Two Piece Extension	
HPREXT	3.46

Bramec Electrical Disconnect Switch



STOCK NO	EACH
60 AMP, 1PH Non-Fused Metal with GFCI	
BR13153	152.98
60 AMP, 1PH Non-Fused Metal	
BR13154	28.82
60 AMP, 1PH Non-Fused Plastic	
BR13146	52.68
30 AMP, 1PH, 3HP Fused Plastic	
BR13148	55.23

Dual Element Fuses

- 200,000 amps rms
- Time delay
- U.L. Class RK-5, Standard for Safety 198E



DESCRIPTION	STOCK NO	EACH
20 Amp, 250V	7CRNR20	4.46
25 Amp, 250V	7CRNR25	5.06
30 Amp, 250V	7CRNR30	4.46

DiveriWhips Condenser Wiring Kit

1-straight and 1-90° connector



DESCRIPTION	STOCK NO	EACH
1/2"x4' #10 THHN wire	6124NM	18.94
1/2"x6' #10 THHN wire	6126NM	25.08
3/4"x4' #8 THHN wire	6344NM	25.46
3/4"x6' #8 THHN wire	6346NM	34.14

Screw-On Wire Connectors

Resist heat distortion. Box of 100. Connectors are for copper to copper connections.



DESCRIPTION	STOCK NO	EACH
Blue, #22-#14 AWG, Min3 #22,		
Max 2 #16, 300V Max	6292CX	13.37
Yellow, #18-#12 AWG,		
Min 1#14 & 1#18,		
Max 2#14 & 3#16, 600V Max	6294CX	18.55
Red, #18-#10 Min1#12 & 2#18,		
Max 2#10 & 1#12, 600V Max	6296CX	28.76

Head Pressure Control

STOCK NO	EACH
ICM326HC	197.22



100 Pack Cable Ties

7" length, 2" max. bundle dia.

STOCK NO	EACH
6262CX	6.62



Bramec Foam Tape

2" x 30'. No. 1007

STOCK NO	EACH
BR1007	7.39



Post-Purge Fan Delay Timer Control

STOCK NO	EACH
ICM253	53.10



Miscellaneous Air Conditioning Accessories

(42)
Refrigerant Recovery Cylinder (50 lbs)



STOCK NO	EACH
63010	175.59

Additional HVAC accessories, manifolds and hoses, please refer to page 1906 & 1927

(337B)
Nitrogen Purging Regulator



- Preset Purge (25-35 CFH) Braze (3-6 CFH) and Pressure Test (500 PSI or 250 PSI) Settings
- Regulator and Flowmeter in ONE
- Hand Tight Cylinder Connection
- 650 PSI Test Pressure

SIZE	STOCK NO	EACH
1/4" Male SAE Flare	VN650	192.65

Ritchie FQC x Male Flare Adapter



FOR USE WITH PANASONIC & SANYO R-410A UNITS.
Required to connect standard R-410A manifold gauge set.

SIZE	STOCK NO	EACH
5/16" FQC x 1/4" MFL	RI19173	20.96

(24)
AC Leak Freeze Pro

Pro Nano 1.5 oz. refrigerant leak sealant with new leak seeking nano particles creates a stronger dual sealant! Nano particles are non-polymer and non-reactive technology that fills cracks and imperfections in hvac coils. Works on all A/C, H.P. & Mini Splits.



STOCK NO	EACH
RE45317	123.75
RE45318	98.50

(24)
Kickstart Hard Start Devices

- 2 non polarized wire design
- 3-year warranty
- Extends the life of A/C, refrigeration, & heat pump compressors
- OEM tested & approved



MODEL	TONNAGE	STOCK NO	EACH
TO-5	1-3 Tons	RE96503	71.48
KS-1	3.5-5 Tons	RE96506	84.20

(18)
Mega Bubble Leak Detector

32 oz. spray

STOCK NO	EACH
SPLDE	20.12



(27)
No 1004 Thum-Gum Sealing Compound



- Non-hardening putty for larger sealing jobs
- For plugging openings through foundations
- Use when installing central air conditioning
- For plugging refrigeration tube entry
- Does not contain asbestos

DESCRIPTION	STOCK NO	EACH
2-Lb.	2LBTHGU	9.38

(00)
R-410A Refrigerant

DESCRIPTION	STOCK NO	PER LB.
#25	25R410A	19.18

Please call for pricing and availability.

(00)
R-22 Refrigerant

DESCRIPTION	STOCK NO	PER LB.
#30	30R22	54.12

Please call for pricing and availability.

(27)
Novent Caps



SIZE	FOR	QTY.	STOCK NO	EACH
1/4"	R-22	2 Pack	RE86662	20.81
5/16"	R-410A	2 Pack	RE86672	32.62
1/4"	R-410A	2 Pack	RE86682	24.73
1/4"	R-410A	10 Pack	RE86681	114.97

(27)
Multikey

Fits all Novent Caps

STOCK NO	EACH
RE86698	18.53



(27)
Novent Keys

Screwdriver Key and Universal Cap

FOR	STOCK NO	EACH
R-22	RE86660	23.50
R-410A	RE86688	23.50



(40)
Yellow Jacket Vacuum Oil - 1 Quart

STOCK NO	EACH
RI93092	14.67



(40)
Ritchie Schrader Core Remover/Installer

STOCK NO	EACH
RI19306	17.05



(40)
Vacuum/Charge Valve

With extra 1/4" Side Port

STOCK NO	EACH
RI18975	83.48



(40)
Ritchie Yellow Jacket Heavy Duty Refrigerant Ratchet

Heavy duty features a heavier handle and larger gear. Square opening 3/16" and 1/4" at one end; 3/8" and 5/16" at other end.

STOCK NO	EACH
RI60618	33.53



(40)
Hex Key Adapter

For use with RI60618 Ratchet

STOCK NO	EACH
RI60638	17.47



(40)
Ritchie Yellow Jacket 110lb. Charging Scale

Eliminates refrigerant transfer from tank to cylinder to system. The cylinder with refrigerant is weighed before and after charging.

STOCK NO	EACH
RI68802	442.89



(40)
Ritchie Yellow Jacket SuperEvac LCD Vacuum Gauge

Combining thermocouple sensor technology with advanced electronics for precise readings & reliability not found with thermistor sensors or analog meters.

STOCK NO	EACH
RI69075	520.01



(42)
Kick Start 208-230 • 1.5-3Ton

STOCK NO	EACH
42TO5	79.34

Miscellaneous Air Conditioning Accessories

nu-calgon.com

Nu-Calgon⁽⁴⁰⁾

Evap Pow'r-C

Highly concentrated for cleaning indoor evaporator coils and should be diluted with water at a 3:1 ratio



SIZE	STOCK NO	EACH
1 gallon	NC416808	35.35

Nu-Brite

Non-acid condenser coil cleaner



SIZE	STOCK NO	EACH
1 gallon bottle	NC429108	37.89

Rx11-flush tool

Flush Tool for 1/4" lines up to 1 1/8"



STOCK NO	EACH
NC430050	20.09

Coil Gun

For spraying coil cleaners
Mixes water with cleaners as it sprays



DESCRIPTION	STOCK NO	EACH
Hose-end sprayer	NC47740	128.94

A/C EasySeal

Prevents refrigerant leaks and seals existing leaks in air conditioning and refrigeration systems.



DESCRIPTION	STOCK NO	EACH
Display Pack: Two 2.5oz. Canisters, Valve & Hose		
4050-02	NC405002	203.86
2.5oz. Canister, Treats 1.5 - 5 tons		
4050-06	NC405006	89.19
Valve & Hose ONLY		
4051-99	NC405199	25.94

(24) Turbo-Kleen Kit

Kit includes:

- Injector nozzle & canister
- Flushing tool
- Plastic connecting line
- 1 pt. of chemical solution

For HVAC/R systems, to clean refrigeration line sets when installing new compressors after burnouts, or converting to R-410A refrigerant.



STOCK NO	EACH
RE82500	145.64
1 Pint Solution Refill	
RE82400	59.63
1 Gallon Solution Refill	
RE82450	411.35

(24) Better Bubble

Leak locator biodegradable formula for use on surface temp. from 20°F to 250°F



SIZE	STOCK NO	EACH
8 oz.	RE65554	8.41
32 oz. Spray	RE65432	21.74

(24) Coil-Cure

18 oz. Aerosol No-Rinse Evaporator Coil Cleaner & Disinfectant



STOCK NO	EACH
RE11070	17.64

(24) Clean-N-Safe

20 oz. Aerosol Non-acid Biodegradable Coil Cleaner



STOCK NO	EACH
RE83780	16.40

(24) RectorShield

11 oz. Tube of heat absorbing paste for use while soldering, brazing & welding



STOCK NO	EACH
RE83554	18.70

(27) Sight Glass Moisture Indicator

Leak proof fused sight glass. U.L. listed for 500 psi working pressure.



O.D. SWT.	CONN. SIZE	OVERALL LENGTH	CUTOUT LENGTH	STOCK NO	EACH
	3/8"	4.88"	4.12"	832521102	28.91
	5/8"	4.88"	3.62"	832521105	32.81

(18) RectorSeek Low-Temp Leak Locator

is a leak locator for use at cold temperatures from -35°F to +200°F on pipes or tanks that contain gases. DO NOT use on oxygen systems. Can be used with freons and ammonia. It contains no oils, halogens, ammonia or amines.



SIZE	STOCK NO	EACH
Gallon	RE61273	65.54

(24) Clean N Safe

1 Gallon Non-Acid Coil Cleaner



STOCK NO	EACH
RE83785	37.87

(24) Desolv Spray

16 oz. Aerosol Coil Cleaner



STOCK NO	EACH
RE82561	17.66

(24) Desolv Cleaning Kit

- Includes:**
- Desolv Cleaning Solution (1 gal)
 - C-Band Frame Assembly
 - Single Use Funnel Bags (2)
 - Drain Pail (5 gal)
 - Installation Instructions



STOCK NO	EACH
RE82560	308.36
Replacement Funnel Bags	
RE82562	12.78

(24) Nu Line AC Drain Line Cleaner

8oz. non-corrosive for condensate drains



STOCK NO	EACH
RE97685	8.05

(24) Lineshot

AC Drain Line Flush Device



STOCK NO	EACH
RE81980	56.05
Replacement CO² Cartridge	
RE81981	42.70

Miscellaneous A/C & Heating Supplies

A/C Leak Detectors & Accessories ⁽⁴⁰⁾ diversitech.com



Super Seal Advanced AC/R Leak Sealant with Dry R

SIZE	STOCK NO	EACH
1.5-5 Tons	.944KIT	97.32
5+ Tons	.948KIT	111.10



Dry R Moisture Elinimator

SIZE	STOCK NO	EACH
up to 5 Tons	.973KIT	88.72



Boost Juice®

An additive that lowers energy costs on HVAC/R system by reducing the amperage draw up to 22%

SYSTEMS	STOCK NO	EACH
Injectable Hose with Chemicals Up to 6 Tons	.992BOOST	129.70



Super Change™

Converts non-POE oils to new HCF refrigerants. Such as R22 to POE-based R407C & R410A.

SYSTEMS	STOCK NO	EACH
Injectable Hose w/Chemicals • Avoids a Full Flush Up to 6 Tons	.991CHANGE	125.32
Vacuum-sealed can • Hose sold separately Up to 6 Tons	.981CHANGE	81.96



Flash™ Detect Inject

Integrated UV dye solution to expose leaks.

SYSTEMS	STOCK NO	EACH
Injectable Hose with Chemicals Up to 6 Tons	.990FLASH	109.90

Super Seal Flex Inject Hose

Triple power sealant installs in seconds with no tools or gauges required. Works with all compressors, heat pumps, condensers, recovery units, and other system components. Up to 20kw/6 Tons including R410A.

SIZE	STOCK NO	EACH
Up to 6 Tons	.985SEAL	96.64
Up to 6 Tons (UV dye)	.995FLEXINJECT	112.68



Surge Protectors ⁽²⁴⁾ rectorseal.com



RSH-50 Disconnect Boxes

Designed to protect all single phase, 120/240-V air conditioning, heat pumps and ductless mini-split systems (DMSS) from transient over-voltage and natural-cause surges.

DESCRIPTION	STOCK NO	EACH
60A Non-Fused	RE96419	161.75
30A Fused	RE96417	161.64



RSH-50 VRM KIT

The RSH-50 VRM KIT combines the VRM60A and the RSH-50 in a NEMA 3R enclosure, for an all-in-one equipment solution. The RSH-50 uses Gas Discharge Tube (GDT) Technology along with Thermally Fused Metal Oxide Varistors (TMOV) for ultimate protection.

STOCK NO	EACH
RE96421	335.38



RSH-50 Surge Protective Device

(SPD) for Single-Phase System 120/240 VAC Type 1

STOCK NO	EACH
RE96415	98.12

Evergreen Motors

⁽²⁷⁾ Evergreen Replacement Motors 120/208/230 1075

FOR	STOCK NO	EACH
1/2 HP	.5SME39HXL110	270.24
1 HP	.5SME39SXL111	348.50



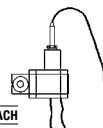
⁽⁴²⁾ ECM Motor Tester

DESCRIPTION	STOCK NO	EACH
Tester	PD510009	172.78




⁽²⁵⁾ Low Ambient Kit R-410A

STOCK NO	EACH
RXADA07	323.41



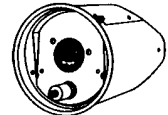
Field Draft Controls ⁽²⁷⁾ fieldcontrols.com



Type RC

Single-acting for Oil, Wood and Coal

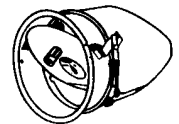
DESCRIPTION	STOCK NO	EACH
6" R-C	FI6RC	55.26
8" R-C	FI8RC	94.09



Type M

Single-acting for Oil, Wood and Coal

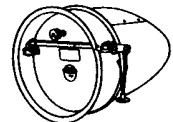
DESCRIPTION	STOCK NO	EACH
6" M 5 and 6"	FI6M	99.58
8" M 7 and 8"	FI8M	147.07
9" M 8 and 9"	FI9M	114.98



Type MG1

Double-acting for Gas Only

DESCRIPTION	STOCK NO	EACH
6" MG1 5 and 6"	FI6MG1	121.14
8" MG1 7 and 8"	FI8MG1	167.43

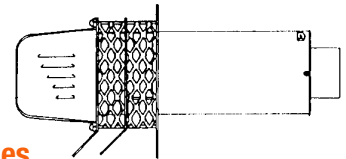


Field Triple Fuel Barometric Draft Control

for Oil, Gas, Wood and Coal

DESCRIPTION	STOCK NO	EACH
12" M+MG2 11 and 12"	FI12M	366.12

Field Power Venters ⁽²⁷⁾



SWG Series Power Vent Systems

The SWG Series from Field Controls combines the fan, motor and vent hood into one complete and compact unit that's easily installed outside the building so noise and vibration are virtually eliminated from the occupied areas.

DESCRIPTION	STOCK NO	EACH
416,000	SWG6	904.61

GSK-3

Gas Spillage Sensing Switch

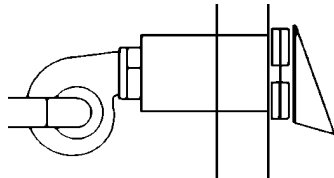
STOCK NO	EACH
GSK3	44.51

Miscellaneous Heating Supplies ⁽²⁷⁾

tjernlund.com

GPAK Series Through-The-Wall Vent Systems

Reduce costs while increasing safety and performance



Features:

- Factory wired for fast, easy installation.
- Built-in fan proving switch interlocks with gas valve.
- 24/115V switching relay.
- Rugged aluminum vent hood.
- Kit includes everything for complete installation (except vent pipe).

MODEL SELECTION CHART					
Model	Vent Pipe Dia	BTU/Hr Input	Max Total Vent Pipe Length		
			Atmospheric A	Fan Assisted B	*40,000 ATM + Column B C
GPAKJ	4	45,000	100'	60'	60'
		75,000	100'	60'	60'
		100,000	100'	60'	N/A
		120,000	45'	60'	N/A
GPAK1	4	100,000	100'	60'	60'
		120,000	100'	60'	60'
		150,000	100'	60'	60'
		200,000	87'	N/A	N/A
		250,000	40'	N/A	N/A

* Column C allows for up to 40,000 BTU/Hr input atmospheric water heater common vented with a fan assisted appliance from column B.

Table is based on straight vent pipe. 90° elbows are equivalent to 10 feet of straight vent pipe. 45° elbows are equivalent to 5 feet of straight vent pipe. Category A pipe runs over 30 linear feet should use type "B" vent. Category B&C pipe runs over 15 linear feet should use type "B" vent. If the appliance flue is greater than 4", install a tapered reducer directly after the draft hood, draft diverter or barometric draft control to 4". All vent pipe from the appliance to the power venter must be 4".

STOCK NO	EACH
GPAKJ	686.16
GPAK1	686.16



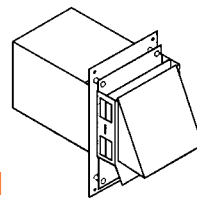
Sidewall Vent System

AGA design certified. Sidewall venting residential or light commercial gas water heater.

Includes:

- Post purge timer/relay
- 24 volt gas solenoid valve
- Gas pressure switch
- Lineal limit spillage switch
- Vent hood
- Factory prewired.

DESCRIPTION	STOCK NO	EACH
Wtr Htrs 60mBTU or less	TJVP2	655.92
Wtr Htrs 60m-120mBTU	TJVP3	685.12



Sidewall Vent Hood

Designed to terminate and many horizontally vented appliances. Heavy duty, corrosion resistant aluminum. Mounting hardware included.

DESCRIPTION	STOCK NO	EACH
3"	TJVH13	143.91
4"	TJVH14	172.06



Duct Booster

Boosts air flow to the hard to heat or cool areas. Fits round or rectangular forced air duct work. Easy to install. Manual or automatic operation. boosts air flow up to 275 CFM.

STOCK NO	EACH
TJDB2	148.60



Vent Screen

For use on furnace & water heater vents.

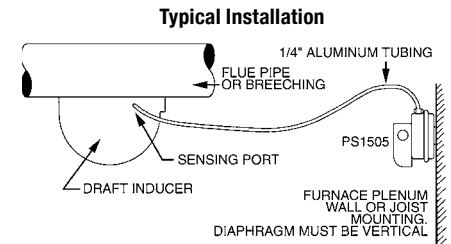
PIPE SIZE	ACTUAL DIA.	STOCK NO	EACH
2"	2 ³ / ₈ "	2VESC	11.10
2 ¹ / ₂ "	2 ⁷ / ₈ "	25VESC	12.03
3"	3 ¹ / ₂ "	3VESC	12.03
4"	4 ¹ / ₂ "	4VESC	13.88



Fan Proving Switch

Assuring that adequate draft is present before burner is allowed to fire.

STOCK NO	EACH
TJPS1505	110.02



Accessories & Parts

Relays

STOCK NO	EACH
24/115 v	
TJ9501040	50.05

In-Line Draft Inducers

STOCK NO	EACH
In line 115/1/60-1/70 HP open	
TJDJ3	227.33
In line 115/1/60-1/20 HP open	
TJD3	227.33
In line 115/1/60-1/4 HP open	
TJI	629.85

Control Interlock

STOCK NO	EACH
Instantaneous water heater control interlock.	
TJWHK1	192.92
Multiple appliance control for power venter/inducer	
TJMAC4	466.13

UC1 Universal Control

LED status/diagnostic indicators, adjustable pre and post purge.

STOCK NO	EACH
TJUC1	182.49

Miscellaneous Heating Supplies

(27)
Bramec Vinyl Tubing
Clear

SIZE	STOCK NO	EACH
1/4 I.D. x 100'	14IDCLTU	13.92
3/8 I.D. x 100'	38IDCLTU	19.38
1/2 I.D. x 100'	12IDCLTU	26.34
5/8 I.D. x 100'	58IDCLTU	32.36
3/4 I.D. x 100'	34IDCLTU	51.46

(27)
FLEX GP70(B) PVC Tubing

SIZE	COLOR	STOCK NO	EACH
1/2 I.D. x 100'	Black	12IDBLFTU	29.70

(27)
Braided PVC Tubing


SIZE	STOCK NO	EACH
3/8"	38IDBRTU	40.32
1/2"	12IDBRTU	55.08
5/8"	58IDBRTU	76.28
3/4"	34IDBRTU	102.52

(27)
Polyethylene Tubing

SIZE	STOCK NO	EACH
1/4 O.D. x 100'	14ODCLTU	15.70

Nylon Fittings

(27)
Elbows



DESCRIPTION	STOCK NO	EACH
1/2" Barb	12NYL	4.46
3/8" Barb	58NYL	6.18
1/2" B x 3/4" FPT.	12X34NYL	6.40
1/2" B x 3/4" MPT.	12X34NYLMPT	1.46
3/4" B x 3/4" FPT.	34X34NYLF	2.04
3/4" B x 3/4" MPT.	34X34NYLM	1.68
5/8" B x 3/4" FPT.	58X34NYL	8.88
5/8" B x 3/4" MPT.	58X34NYLM	5.40

(27)
Tees



DESCRIPTION	STOCK NO	EACH
1/2" Barb	12NYT	5.78
1/2" B x 1/2" MPT	12X12X12MPTNYT	1.32
3/8" Barb	58NYT	5.46

(27)
Adapters



DESCRIPTION	STOCK NO	EACH
1/2" B x 1/2" MPT	12X12NYA	5.46
1/2" PVC x 1/2" FPT	12SX12FPT	.58
1/2" B x 3/4" FPT.	34X12NYA	7.52

(02)
Full Flow PVC Condensate Traps

DESCRIPTION	STOCK NO	EACH
Schedule 40 P-trap		
3/4"	34COPT	1.58



(24)
VCMA Series Condensate Pumps



Designed for automatic removal of condensate produced by air conditioning evaporator coils and high efficiency gas condensing furnaces. 115 volt. With check valve.

Model	Full Load Amps	Aux Safety Switch	---Gallons/Hr. at---				Shut Off
			1'	5'	9'	15'	
VCMA15UL/S	1/60	NO	65	50	30	---	15'

MODEL/STOCK NO	EACH
VCMA15UL	54.14
VCMA15ULS With Safety Switch	
VCMA15ULS	56.81

(24)
Little Giant Condensate Pump



For removal of condensate from high efficiency furnaces & A/C equipment. 115 volt. Stainless Steel Shaft.

MODEL/STOCK NO	EACH
VCMX20ULS	76.03

Model	Full Load Amps	Built-in Safety Switch	---Gallons/Hr. at---				Outlet
			1'	5'	10'	15'	
VCMX-20ULS	1.5	YES	105	95	75	40	3/8" O.D.

(27)
AC Shutoff Switch



Fast installing, reliable, condensate overflow detection switch. Featuring a unique universal pan mount design to assure accurate detection in metal or plastic secondary drain pans.

STOCK NO	EACH
CS1200	24.66

(42)
Condensate Safety Switch

STOCK NO	EACH
84SS2	42.55

(24)
EZ Trap Kit with Brush



Thinner walled trap for light duty applications

SIZE	STOCK NO	EACH
3/4"	RE83114	23.18

(24)
EZ Trap 200 Series Smart Trap Kit



SmartTrap adds a float switch that warns of blockage and shuts down the A/C unit. Slip fit float switch removes easily for cleaning and inspection.

SIZE	STOCK NO	EACH
3/4" with switch 1" deep	RE83210	64.04

(31)
Thermostat Wire



DESCRIPTION	STOCK NO	EACH
18 Gauge • Sunlight Resistant		
18/2 500' coil	500THW1182	70.33
18/3 500' coil	500THW1183	103.78
18/5 250' coil	250THW1185	73.87
18/8 250' coil	250THW1188	111.70
18/12 250' coil	250THW11812	193.59
18 Gauge • Plenum Rated		
18/6 250' coil	250THW1186	107.54
16 Gauge • Plenum Rated • Shielded		
16/2 250' coil	250THW1162S	90.93
16/2 1000' coil	1000THW1162S	363.72
14 Gauge • EZ-IN Shielded Mini-Split Cable • 600v		
14/4 50' coil	50EZIN	118.10
14/4 250' coil	250EZIN	590.50
14 Gauge • Mini-Split Tray Cable • 600v		
14/4 50' coil	50MINSPWI	63.16
14/4 250' coil	250MINSPWI	308.23

(24a)
Safety Overflow Switch (SOS)



Includes: Switch, 5' 18AWG (2) wire lead & 3/4" PVC male adapter

STOCK NO	EACH
SAOVSW	70.92

(24a)
Wet Switch Flood Detector



Simple (5) wire installation

STOCK NO	EACH
WESWFLDE	125.82

Oil Equipment

(24)
Beckett Oil Burner

For AF and AFG burner needs. Cleaner, quieter and more reliable. Comes equipped with new Beckett CleanCut pump, Beckett electronic igniter, Beckett 7184B interrupted-duty pre-purge control and Beckett PSC motor. Chassis only.



Order air tube and mounting flange below.

STOCK NO	EACH
BEB2007	706.86

(24)
Oil Control

Interrupted Ignition Pre-Purge

STOCK NO	EACH
BE7505B	107.11

(24)
Air Tube Combination

For Model AF
.75-1.25 GPH firing rate.

SIZE	STOCK NO	EACH
7"	BEAF72XN	83.44

(21)
Mounting Flange

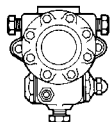
STOCK NO	EACH
BE5432	18.60

(21)
Transformer

STOCK NO	EACH
BE2442	86.14

(21)
Burner Motor

STOCK NO	EACH
BE2456	125.56



(31)
Sundstrand Fuel Pumps
"A" Series -Single Stage

STOCK NO	EACH
A1YA7912	139.48

(31)
Beckett A & AF Heavy Duty Replacement Transformer

120V. Primary, 10,000 Volt Secondary mid-point ground, 23MA, 250 VA, 60HZ.

STOCK NO	PER PAIR
BEA10SK50	120.96

(31)
Koupling King II

Carded with hanger

Includes:

- Assembled with 1/2" motor shaft end cap on one side, and 1/2" fuel unit shaft on the other.
- For 5" over-all length coupler.
- Other end cap sizes include 5/8", 7/16", 3/8", & 5/16".

STOCK NO	EACH
KK120	7.38

(31)
Oil Burner Nozzles
Type B • Solid Cone Nozzle



Designed to produce a fine atomized uniform spray throughout the entire pattern. Atomization is not quite as fine as the Type H nozzle, it provides smoother ignition and is recommended for burners with a solid cone air pattern.

DEGREE	GPH	STOCK NO	EACH
45	0.85	595060	9.03
60	0.75	595031	9.03
60	0.85	595061	9.03
70	0.60	592270909	9.03
70	0.50	592270908	9.03
70	0.75	595032	9.03
70	1.20	592270906	9.03
70	1.35	592270907	9.03
80	0.75	595033	9.03
80	0.85	595063	9.03

(31)
Semi-Solid Nozzles
Type W



DEGREE	GPH	STOCK NO	EACH
60	.75	595036	9.03
60	.85	595066	9.03
80	1.00	PD595108	9.03

(31)
Hollow Nozzles
Type A



is a general purpose nozzle in the larger sizes and delivers a hollow cone spray pattern.

DEGREE	GPH	STOCK NO	EACH
60	0.75	595026	9.03
70	0.75	595027	9.03
70	0.85	595057	9.03
80	0.60	595041	9.03
80	0.75	595028	9.03
80	0.85	595058	9.03
80	0.90	595073	9.03
80	1.00	595098	9.03
80	1.10	595123	9.03

(31)
Accessories

DESCRIPTION	STOCK NO	EACH
Round mirror	STROMI	16.62
Rect. mirror w/handle	STREMI	16.62

Oil Equipment



(24)
"Sairset"

High temperature bonding Mortar,
Air setting—Rated to 3000° F.

DESCRIPTION	STOCK NO	EACH
15-lb Pail	15LBSA	33.32

(24)
Castable Mix-and-Pour Refractory

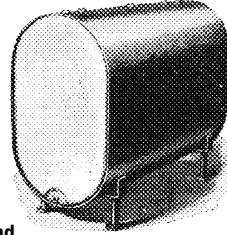
For Direct Flame Contact up to 2700° F.

DESCRIPTION	STOCK NO	EACH
55 lb Bag	55KS4	68.11

(27)
1-Coat Fitting Cement

For Direct Flame Contact up to 1200° F.

DESCRIPTION	STOCK NO	EACH
One CoatRAMCOTE	54.44



(27)
**Oil Storage Tank
Model 265**


Basement or above ground
265 gallon capacity

SIZE	STOCK NO	EACH
27W x 44H x 60L	265OITA	1073.88



(24)
Fuel Filters

STOCK NO	EACH
1A25B	38.55
Replacement Filter Cartridges	
1A30	3.49
2A710	6.83



(24)
**"AT-A-GLANCE"
Tank Gauge**

DESCRIPTION	STOCK NO	EACH
27"	27ATAGL	38.75
42"	42ATAGL	38.75



(24)
**Oil Tank Vent
Screened-Mushroom Type**

SIZE	STOCK NO	EACH
3/4"34MUAIVE	11.79
1"1MUAIVE	15.23
1 1/4"114MUAIVE	17.29
1 1/2"112MUAIVE	21.11
2"2MUAIVE	29.86



(24)
Lock Fill Caps

Vented yet safe from interference, with pad locking duck bill hasp. Overlapping cap keeps out moisture, dirt and water.

Round base

SIZE	STOCK NO	EACH
2"2LOFICAP	26.80



(24)
**Duplex Slip-thru
Tank Bushing**

SIZE	STOCK NO	EACH
2 x 3/8 x 3/8"2X38TRTAB	31.19
2 x 1/2 x 1/2"2X12TRTAB	32.53

(24)
Double Tapped Tank Bushings

SIZE	STOCK NO	EACH
2 x 3/4"2X34DOTAB	22.80
2 x 1"2X1DOTAB	22.80
2 x 1 1/2"2X112DOTAB	22.80
4 x 1 1/2"4X112DOTAB	83.60
4 x 2"4X2DOTAB	83.60
4 x 3"4X3DOTAB	90.67

SW Series Gas-Fired Water Boilers

- Assembled Boiler with Insulated Jacket
- EMC Circulator Included.
- Completely Installed and Wired Gas Control System with Titanium Composite Burners and Manifold consisting of:
 - Automatic Redundant Combo Gas Valve
 - 24 Volt Intermittent Pilot Control
 - Continuous Retry 100% Shut-Off
 - Combination Pilot Burner/Electrode/Flame Sensor
- 24 Volt Transformer, Service Switch
- Flame Roll-Out Safety Shut-Off (Fuse Link) and Pressure Switch (Vent Safety Shut-Off) with Spare Fuse Link Included
- Induced Draft Fan
- Combination Temperature/Pressure Gauge
- A.S.M.E. Relief Valve
- 20 Year Limited Warranty (Residential Applications)



1/2" Natural Gas Inlet • AFUE 84% • 120 Volts, 15 Amps, 60 Hz.

BTUH	STOCK NO	EACH
75,000	UHSW75	2912.78
112,500	UHSW112	3214.22
150,000	UHSW150	3597.00
187,500	UHSW187	4211.38

Model Number	Input (MBH)	Heating Capacity (MBH)	Net AHRI (MBH)	Dimensions (Inches)			Pump Size Supply & Return Tappings	Vent Diameter	
				Width	Height	Depth		To Chimney	Horizontal
UHSW75	75.0	63	55	14 1/4"	29"	23 1/4"	1 1/4"	4"	3"
UHSW112	112.5	95	82	17 1/2"	29"	23 1/4"	1 1/4"	4"	3"
UHSW150	150.0	127	109	20 3/4"	29"	23 1/4"	1 1/4"	4"	3"
UHSW187	187.5	158	282	24"	29"	23 1/4"	1 1/4"	4"	4"

15C Series Gas-Fired Water Boilers

- Energy saving features include the electronic ignition system and motorized vent damper to reduce your heating costs.
- Exceptional Heat Exchanger Design
- Features a dependable cast iron heat exchanger with cast iron push nipple connections. The sections and push nipples expand at the same rate when heated. By using similar materials instead of less expensive gaskets, the boiler maintains a water tight seal.
- Hydrolevel Operating Control
 - Features digital display and diagnostics
 - Adjusts the water temperature based on your heating system demand which further reduces your heating costs
 - Built-in low water cut-off (LWCO) to protect the boiler from potentially dangerous low water conditions
- Integral Draft Diverter
- Features factory installed integrated draft hood diverter, which reduces the risk of improper draft hood installation and unsafe CO levels. Low profile reduces installation height by up to 30" as compared to models with an external draft diverter hood
- 10 Year Limited Heat Exchanger



1 1/4" Water Return/Supply • AFUE 84% • 120 Volts, 60 Hz, 1 phase

BTUH	BURNERS	STOCK NO	EACH
262,000	7	UH15C8D	4781.56
299,000	8	UH15C9D	5061.78

Model Number	Input (MBH)	Heating Capacity (MBH)	Net Water (MBH)	Dimensions (Inches)			Water Content Gallons	Flue Diameter (Inches)	Gas Inlet
				Width	Height	Depth			
UH15C-8D	262	221	192	27 1/2"	36 3/8"	26 1/2"	12.7	7"	1/2" NPT
UH15C-9D	299	252	219	30 3/4"	36 3/8"	26 1/2"	14.4	7"	1/2" NPT

15B Series K Gas-Fired Water Boilers

- Energy saving features include the electronic ignition system and motorized vent damper to reduce heating costs.
- EMC Circulator Included.
- Proven Cast-Iron Heat Exchanger Design
- Features a dependable cast-iron heat exchanger with dry leg end sections. Each cast-iron heat exchanger is water and pressure tested prior to assembly.
- Hydrolevel controller
- Digital display and diagnostics. Control adjusts the water temperature based on the heating system demand to reduce your heating costs.
- Internal LWCO and Gas Valve
- Factory installed low water cut-off (LWCO) protects the boiler from potentially dangerous low water conditions.
- Flexible Installation, left or right side hydronic piping and electrical wiring options available.
- Easy to Service Burner
- Pull out burner drawer and removable burner tube tray allow for easy cleaning and quick access to change orifices; LP gas, high altitude.
- Easy to Install Draft Diverter
- Includes a low profile draft diverter hood reducing installation height by up to 30" when compared to models with external hoods.
- 2+Second Zone Capable with Circulator Cable (550004166 - Below)
- 20 Year Limited Warranty (Residential)



1 1/4" Water Return/Supply • AFUE 84% • 120 Volts, 60 Hz, 1 phase

BTUH	STOCK NO	EACH
59,000	UH15B060K	2508.79
92,500	UH15B095K	2747.47
120,000	UH15B120K	2950.79
149,000	UH15B150K	3295.55
175,000	UH15B175K	3627.94
205,000	UH15B205K	4077.01
235,000	UH15B235K	4437.68

Model Number	Input (MBH)	Heating Capacity (MBH)	Net Water (MBH)	Dimensions (Inches)			Water Content Gallons	Flue Diameter (Inches)	Gas Inlet
				Width	Height	Depth			
UH15B0-60K	59	50	43	13 3/8"	32 1/8"	24 1/8"	1.9	4"	1/2" NPT
UH15B0-95K	92.5	78	68	13 3/8"	32 1/8"	24 1/8"	2.3	5"	1/2" NPT
UH15B-120K	120	101	88	16 1/4"	32 1/8"	24 1/8"	2.8	6"	1/2" NPT
UH15B-150K	149	125	109	19"	32 1/8"	24 1/8"	3.2	6"	1/2" NPT
UH15B-175K	175	147	128	21 1/8"	32 1/8"	24 1/8"	3.7	7"	1/2" NPT
UH15B-205K	205	172	150	27 1/2"	32 1/8"	24 1/8"	4.1	7"	3/4" NPT
UH15B-235K	235	197	171	27 1/2"	32 1/8"	24 1/8"	4.6	7"	3/4" NPT

Second Circulator Zone Harness Kit

FOR USE WITH	STOCK NO	EACH
15B Series	550004166	56.00

LP Kits

FOR USE WITH	STOCK NO	EACH
SW Series	UHSW	126.00
15C Series	UH15C	138.00
15B Series K	UH15BK	102.00



Reserved

Residential - Noble Series

Noble Series Fire Tube Combi Boilers

- Standard Features:**
- SMART CONTROL™ Enhanced Operating System
 - Outdoor Reset Control with outdoor air sensor
 - 1" Water Connections & 1/2" Gas Connections
 - Industry-Leading DHW Delivery Up to 4.8 GPM
 - Vertical and horizontal direct-vent:
PVC, CPVC, Polypropylene or
Stainless Steel Venting up to 100 feet
 - Low water flow safety control and indication
 - Cascading Sequencer for up to 8 units

PUMP CONTROLS	STOCK NO	EACH
3 - Fire Tube Unit	NKB080	2987.50
3 - Fire Tube Unit	NKB110	3135.80
3 - Fire Tube Unit	NKB150	3411.56
2 - Combi Unit	NKC199N	4228.47

LP Kit for Nobel Series

CREATES MODEL #	STOCK NO	EACH
NKB 080 L	100361273	90.72
NKB / NKC / NCF 150 L	100346280	166.32
NKB / NKC / NCF 199 L	100346292	168.48
NKB 080 L*	100339889*	308.88

* LP kit for models prior to Serial Number 2230

Model Number	BTU per hour		AFUE%	Air Inlet	Vent Size
	Input	Output			
NKB080(N)	80,000	76,000	95.0	2"	2 or 3"
NKB110(N)	110,000	104,500	95.0	3"	3"
NKB150(N)	150,000	142,500	95.0	3"	3"

Model Number	Input (MBH)		AFUE%	Heating Cap. MBH	Net MBH	Air Inlet	Vent Size
	Min.	Max.					
NKC199N	19.9	199	95.0	185	161	3"	3"

Noble Combi Series Accessories

STOCK NO	EACH	STOCK NO	EACH
3/4" Valve Kit for Noble Combi Series		Domestic Brazed Plate for Combi	
100112156	142.56	100275501	220.32
Pump & Gasket Assembly for Combi		Domestic Heat Exchanger Gasket	
100275607	216.00	100275593	7.56

Lochinvar Accessories

STOCK NO	EACH	STOCK NO	EACH
Flow Switch		Low Water Cut-Off w/Manual Reset	
WTR2040K	189.00	WTR20009K	274.32
ModBus for KB 81-286		Modbus for Knight XL	
KIT30070	285.12	KIT30069	239.33
ModBus for WH 55-399		Lon Works Comm. Kit for Knight XL	
KIT30071	299.16	KIT30095	1598.40
ModBus Field Kit		Multi Temp Loop Control - Knight XL	
KIT30154	239.33	RLY30086	501.12
BACnet Comm. Kit for FTXL		CON-X-US Mobile Connect Remote	
100232602	299.16	KIT30151	508.90
BACnet Comm. Kit for KH/WH		CON-X-US Wireless Outdoor Sensor	
100269974	299.16	TST20039K	435.24
BACnet Comm. Kit for KBX XL			
100330256	299.16		

Tuneup Kit Extension Mod.

STOCK NO	EACH
for AW/KBN 601-801, SBN/SBR	
MOD30001	298.08
for WH 55-399	
MOD30000	89.64



Combi parts available online

Residential - Knight Series

Knight Fire Tube Boiler

- Standard Features:**
- SMART SYSTEM Digital Controls
 - Modulating Burner with 10:1 Turndown
 - Outdoor Reset Control with outdoor air sensor
 - ASME Stainless Steel Heat Exchanger
 - PVC, CPVC, Polypropylene or
Stainless Steel Venting up to 100 feet
 - ECM Variable Speed Pump
 - Cascade up to 8 Boilers

STOCK NO EACH

Residential • LP Kit NOT Included

KHB085	4622.18
KHB110	4796.48
KHB155	5758.21
KHB199	6872.56
KHB285	9487.17

Knight Series Specifications

Model Number	Input MBH		AFUE%	Heating Cap. MBH	Net MBH	Turndown Ratio
	Min.	Max.				
KHB085/WHB086	8.5	85	95	79	69	10:1
KHB110/WHB110	11.1	110	95	102	89	10:1
KHB155/WHB155	15.5	155	95	144	125	10:1
KHB199/WHB200	19.9	199.9	95	185	161	10:1
KHB285/WHB285	28.5	285	95	264	229	10:1
WHB399	80	400	94.4*	380	323	5:1

*Thermal Efficiency %

Knight Series Wall Mount Fire Tube Boiler

- Standard Features:**
- SMART SYSTEM Digital Controls
 - Outdoor Reset Control with outdoor air sensor
 - Modulating Burner with up to 10:1 Turndown
 - ASME Stainless Steel Heat Exchanger
 - PVC, CPVC, Polypropylene or
Stainless Steel Venting up to 100 feet
 - ECM Variable Speed Pump
 - Cascade up to 8 Boilers

STOCK NO EACH

Residential • LP Kit NOT Included

WHB085	4622.18
WHB110	4796.48
WHB155	5758.21
WHB199	6872.56
WHB285	9487.17
WHB399	12498.09



LP Conversion Kits for Knight Series

FOR MODEL #	STOCK NO	EACH
KHB055, KHN055, WHN056, WHB055	100268040	88.13
KHB085, KHN085, WHN086, WHB085	100268104	88.13
KHB110, KHN110, WHN111, WHB110	100285815	60.48
KHB155, KHN155, WHN156, WHB155	100285817	60.48
KHB199, KHN199, WHN200, WHB199	100285818	60.48
KHB285, KHN285, WHN286, WHB285	100268109	112.32
WHB399	100350354	166.32

See page 801 or 807 for
Vent and Accessories



Commercial Boilers (22)

Lochinvar Boilers

lochinvar.com

Knight XL Series Heating Boiler



Standard Features:

- 97% Thermal Efficiency
- 7" Touch Screen with Built-in ConXus
- Modulating Burner with 10:1 Turndown
- Stainless Steel Water Tube Heat Exchanger
- Vertical and Horizontal Direct Vent, Direct Vent up to 150 feet
- Smart System Control

STOCK NO EACH

XL Commercial

KBX0400N	13967.99
All Models Below Includes CSD-1	
KBX0500N	18308.33
KBX0650N	22875.87
KBX0800N	28264.65
KBX1000N	35342.74

Stock Number	Max Input Btu/Hr	Min Input Btu/Hr	Gross Output MBH	Net AHRI Rating MBH	Gas Conn.	Water Conn.	Air Inlet	Vent Size	Jacket Dimensions HxWxD
KBX0400N	399,000	39,900	387	337	1"	2"	4"	4"	45" x 24" x 33 1/2"
KBX0500N	500,000	50,000	485	422	1"	2"	4"	4"	45" x 24" x 33 1/2"
KBX0650N	650,000	65,000	631	549	1 1/4"	2"	4"	6"	45" x 24" x 42 1/2"
KBX0800N	800,000	80,000	776	675	1 1/4"	2"	4"	6"	45" x 24" x 42 1/2"
KBX1000N	999,000	99,900	969	843	1 1/4"	2 1/2"	6"	6"	45" x 24" x 50"

FTXL Series Fire Tube Boiler



Standard Features:

- Up to 98% Thermal Efficiency
- SMART SYSTEM Digital Controls
- Loch-N-Link™ USB thumb drive port for easy programming
- Four-Pump Control
- CON-X-US Remote Connect provides the ability to monitor and manage multiple boilers from a downloadable application
- Vert. or Horiz. Direct Vent up to 100 feet PVC, CPVC, Polypropylene or AL29-4C
- Cascading Sequencer with built-in redundancy

STOCK NO EACH

Commercial

FTX400N	13967.99
All Models Below Includes CSD-1	
FTX500N	18308.33
FTX600N	22102.33
FTX725N	25454.92
FTX850N	29111.04

Stock Number	Output MBH	Vent Size	Net AHRI Rating MBH	Thermal Eff.	Gas Conn.	Outlet Water Conn.	Jacket Dimensions HxWxD
FTX400N	392	4"	341	98.0	1"	2"	53 1/2" x 26 1/4" x 30 1/2"
FTX500N	489	4"	425	97.7	1"	2"	53 1/2" x 26 1/4" x 30 1/2"
FTX600N	585	4"	509	97.5	1"	2"	53 1/2" x 26 1/4" x 30 1/2"
FTX725N	705	6"	613	97.2	1"	2 1/2"	53 1/2" x 26 1/4" x 33"
FTX850N	825	6"	717	97.0	1"	2 1/2"	53 1/2" x 26 1/4" x 33"

See page 801 or 807 for Vent and Accessories



Laars Boilers (22)

laars.com

NeoTherm XTR Hydronic Boilers



Features:

- Stainless steel, low pressure drop heat exchanger
- Responsive dual-venturi combustion system
- 96% Thermal Efficiency
- 10:1 turndown
- Efficient
- Low NOx emissions
- 10 year limited warranty



SIZE STOCK NO EACH

Natural Gas Hydronic Boilers

399 MBH	NT2H0399	12569.94
All Models Below Includes CSD-1		
500 MBH	NT2H0500	16130.22
600 MBH	NT2H0650	18115.20
750 MBH	NT2H0800	20660.80
850 MBH	NT2H0999	30665.60

Size	Thermal Efficiency	Input BTU/hr	Output BTU/hr	Connection Water	Size (NPT) Gas	WxHxD
399	96.7	399,000	386,000	2"	1"	27" x 52 3/4" x 47 1/4"
500	96.6	500,000	483,000	2"	1"	27" x 52 3/4" x 47 1/4"
650	96.5	650,000	627,000	2"	1 1/4"	27" x 52 3/4" x 54 1/4"
800	96.4	800,000	771,000	2"	1 1/4"	27" x 52 3/4" x 54 1/4"
999	96.3	999,000	962,000	2 1/2"	1 1/2"	27" x 52 3/4" x 57 3/4"

IBC Boilers (22)

ibcboiler.com



SL Series Condensing Boiler

Standard Features:

- New Touch Screen V-10 Boiler Control & V-10 Portal Mobile Control: Express set up, Remote monitoring & diagnostics, Easy USB programmability, Optional true native BACnet, Intuitive alert system.
- PVC/CPVC/PPs approved.
- Built-in CSA/UL approved LWCO and manual reset high limit.
- Built-in multiple zone pump control - up to 4 zones replacing the need for external pump controls.
- Built-in outdoor reset control of water temperature.
- MFZ Technology: Patented moisture management system. Protects/ensures long life for all components in the boiler.
- Reverse flow detection.
- Unmatched safety features.
- Easier to install and service.
- Limited Lifetime Warranty

BTU/H A.F.U.E. STOCK NO EACH

Light Commercial models LP ONLY

26,000 to 260,000	95%	SL26260G3LP	7322.04
40,000 to 399,000	96%	SL40399G3LP	11813.22
Light Commercial Natural Gas • LP Kit Included on 115 - 199 models ONLY			
14,000 to 115,000	95%	SL14115G3	4553.50
20,000 to 160,000	95%	SL20160G3	5668.11
32,000 to 199,000	95%	SL30199G3	6817.07
26,000 to 260,000	95%	SL26260G3*	7322.04
40,000 to 399,000	96%	SL40399G3*	11813.22

*LP Kit NOT Included

Stock Number	Vent Size Sch. 40	Vent Length	Combustion Air Sch. 40	Gas Inlet	Water Inlet	Water outlet	Jacket Dimensions HxWxD
SL14115G3	2 or 3"	100 or 240'	3"	1/2"	1"	1"	32" x 20" x 13.1"
SL20160G3	2 or 3"	35 or 170'	3"	1/2"	1"	1"	32" x 21.8" x 14.8"
SL30199G3	3"	150'	3"	1/2"	1"	1"	32" x 22.5" x 16.3"
SL26260G3	3"	200'	3"	3/4"	1 1/2"	1 1/2"	35.6" x 25" x 17.6"
SL40399G3	4"	200'	4"	3/4"	1 1/2"	1 1/2"	39.9" x 27" x 19.5"

VX Series Condensing Boiler

Standard Features:

- Express set up, Remote monitoring & diagnostics, Easy USB programmability, Intuitive alert system.
- Fully automated, ASME, 439 grade, SS firetube heat exchanger
- Cascade up to 4 units
- PVC/CPVC/PPs approved, vent lengths up to 480 ft
- Built-in CSA/UL approved LWCO and manual reset high limit.
- 6.5 turndown ratio.
- Built-in 4 zone pump or valve control.
- Built-in outdoor reset control of water temperature.
- MFZ Technology: Patented moisture management system.
- All models feature common parts.
- Unmatched safety features.
- 5 Year limited manufacturer's parts warranty.
- Limited 15 year residential heat exchanger warranty.

BTU/H	A.F.U.E.	STOCK NO	EACH
High-Efficiency Residential • LP Kit Included			
16,900 to 110,000	95%	VX110	3424.51
23,000 to 150,000	95%	VX150	3704.16
30,600 to 199,000	95%	VX199	3939.07

Stock Number	Vent Size Sch. 40	Vent Length	Combustion Air Sch. 40	Gas Inlet	Return Water Outlet	Supply Water outlet	Jacket Dimensions HxWxD
VX110	2 or 3"	100 or 240'	3"	1/2"	1"	1"	28.13" x 17.75" x 16.88"
VX150	2 or 3"	50 or 170'	3"	1/2"	1"	1"	28.19" x 18.81" x 18.63"
VX199	3"	150'	3"	1/2"	1"	1"	28.19" x 20.44" x 19.63"

EZ Pipe Manifold

Primary/Secondary piping manifold comes "Installation Ready" and ensures proper flow through the boiler for maximum system performance without call-backs.

STOCK NO	EACH
Part# 251-063 - SFC Superflow 125	
251063	355.56
Part# 251-064 - SFC Superflow 199	
251064	387.52



SFB Series Superflow Boiler

Standard Features:

- New illuminated touchscreen display panel
- 3 year track record
- Will accept a 0-10 VDC signal
- Compatible with standard Propylene Glycol
- Up to 96% AFUE with full ASME-rated heat exchanger
- Packaged with a high efficiency variable speed pump (ECM)
- Outdoor reset technology increases efficiency by lowering the water temperature automatically
- Advanced modulating temperature control
- 15-Year Heat Exchanger, 5-Year Parts Warranty

BTU/H OUTPUT	A.F.U.E.	STOCK NO	EACH
Residential • LP Kit Included			
13,600 to 89,500	96%	SFB99	2863.62

Stock Number	Exhaust Size Sch. 40	Combustion Air Sch. 40	Heating Water Inlet/outlet	Gas Inlet	Condensate outlet	Jacket Dimensions HxWxD
SFB99	3"	3"	3/4"	1/2"	3/4"	32.5"x17.7"x10.9"



HC Series Condensing Boiler

Standard Features:

- Unique and innovative single pass Copper/Aluminum heat exchanger, ensuring greater efficiency and eliminating water side corrosion.
- Full ASME-rated vessel.
- Built-in boiler pump.
- PVC/CPVC/PPs approved.
- 2" & 3" venting options available.
- Contractor friendly, easy to install, maintain and service.
- Fewer parts ensuring greater reliability.
- Outdoor reset technology increases efficiency by lowering the water temp automatically.
- Reset heating - Set point - DHW.
- Includes Air Vent, Outdoor Sensor & Relief Valve.
- 10-Year Limited Warranty

BTU/H	A.F.U.E.	STOCK NO	EACH
Residential • LP Kit NOT Included			
15,000 to 95,000	95%	HC1595	2863.62
20,000 to 125,000	95%	HC20125	3124.89
33,000 to 160,000	94%	HC33160	3239.15

Stock Number	Exhaust Size Sch. 40	Combustion Air Sch. 40	Heating Water Inlet/outlet	Gas Inlet	Condensate outlet	Jacket Dimensions HxWxD
HC1595	3"	3"	1"	1/2"	3/4"	29.0"x19.8"x11.1"
HC20125	3"	3"	1"	1/2"	3/4"	31.3"x19.8"x11.1"
HC33160	3"	3"	1"	1/2"	3/4"	31.3"x19.8"x11.1"

LP Kits for HC/DC Series

Converts Natural Gas to LP

FOR MODEL #	STOCK NO	EACH
HC1595	P747	29.91
HC29106	P700	39.97
HC20125	P737	29.91
HC33160 & DC33160	P702	29.90

SFC Series Dual Fired Combi Boiler

Standard Features:

- Two independent copper coils embedded in a cast aluminium heat exchanger.
- New illuminated touchscreen control panel
- Compatible with standard Propylene Glycol
- Built-in bypass valve
- No need for a 3-way valve or secondary DHW plate heat exchanger
- Will accept a 0-10 VDC signal
- 95% AFUE with full ASME-rated heat exchanger
- High-efficiency variable speed pump (ECM)
- Outdoor reset technology increases efficiency by lowering the water temperature automatically
- Advanced modulating temperature control

BTU/H INPUT	BTU/H OUTPUT	A.F.U.E.	STOCK NO	EACH
Residential • LP Kit Included				
16,500 to 99,000	15,800 to 88,900	95%	SFC125	3148.06
28,300 to 125,000	27,100 to 111,000	95%	SFC199	3407.74

Stock Number	Exhaust outlet Sch. 40	Combustion Air Sch. 40	Cold/Hot Water Connection	Heating Water Inlet/outlet	Gas Inlet	Condensate outlet	Jacket Dimensions HxWxD
SFC125	3"	3"	1/2" MNPT	3/4"	1/2"	3/4" Hose	32.5"x17.7"x11.2"
SFC199	3"	3"	3/4" MNPT	3/4"	3/4"	3/4" Hose	32.5"x17.7"x11.2"

SFC Series Parts Kit

FOR MODEL #	STOCK NO	EACH
SFC125 & SFC199	P911	2636.70

CX Series High Efficiency Combi Condensing Boiler

Standard Features:

- Touchscreen Boiler Control: Express Setup Remote Monitoring & Diagnostics Easy USB Programmability • Intuitive Alert System Simplified Load Combining • Visible Flame Current
- ASME, 439 grade, SS firetube HX
- Brazed plate HX for DHW production
- Cascade up to 4 units
- Full boiler capacity available for both DHW and space heating
- 10:1 turndown ratio
- PVC/CPVC/PPs approved, vent lengths up to 50 ft. (2") and 170 ft. (3")
- Built-in combi block for supply of DHW and service from front of unit
- Built-in 4 zone pump or valve control
 - In addition to the primary control – 5 pumps total
 - Replaces the need for external zone control
- Built-in factory wired primary pump
- Built-in CSA/UL approved LWCO and manual reset high limit
- Includes outdoor reset control of water temperature
- MFZ Technology: Patented moisture management protocol. Protects and ensures long life for all components in the boiler.

BTU/H	A.F.U.E.	STOCK NO	EACH
-------	----------	----------	------

High-Efficiency Residential Natural Gas

15,000 to 150,000	95%	CX150	3788.86
20,000 to 199,000	95%	CX199	4024.56

High-Efficiency Residential LP

15,000 to 150,000	95%	CX150L	3788.86
20,000 to 199,000	95%	CX199L	4024.56

Stock Number	Vent Size Sch. 40	Vent Length	Combustion Air Sch. 40	Gas Inlet	Return Water Outlet	Supply Water outlet	Jacket Dimensions HxWxD
CX150 (L)	2"	50'	3"	1/2"	1"	1"	36 7/8" x 18 1/8" x 17 1/8"
CX199 (L)	2 or 3"	170 or 100'	3"	1/2"	1"	1"	36 7/8" x 20" x 17 1/8"

LP Kits for CX Series

Converts Natural Gas to LP

FOR MODEL #	STOCK NO	EACH
CX150	P1600	139.83
CX199	P1602	219.73

EX Series High Efficiency Commercial Fire Tube Boiler

Standard Features:

- Touchscreen control with remote monitoring & diagnostics
- Turndown ratio of 10:1
- With 24 networked boilers turndown ratio is 240:1
- Full BACnet capability included
- Primary pump and zone pump controller – up to 4 zones
- MFZ Moisture management protocol
- Reverse flow detection
- Outdoor reset control of water temperature
- CSA/UL approved low water cut-off and manual reset high limit
- CSD-1 Compliant
- High grade 439 stainless steel construction
- Innovative saddle-bolt lit hardware
- Condensed flue gasses clean vertical flue tubes while draining
- Custom water flow baffling to ensure even heat transfer and long life
- Available in either NG or LP factory set or field convertible

BTU/H	A.F.U.E.	STOCK NO	EACH
-------	----------	----------	------

High-Efficiency Commercial Natural Gas

50,000 to 500,000	97%	EX50500	14697.61
70,000 to 700,000	97%	EX70700	20715.67
85,000 to 850,000	97%	EX85850	25675.17

Stock Number	Vent Size Sch. 40	Vent Length	Combustion Air Sch. 40	Gas Inlet	Water Outlet	Water Inlet	Jacket Dimensions HxWxD
EX50500	4"	170' (Each Side)	4"	1"	2"	2"	59 1/16" x 28" x 30 7/16"
EX70700	6"	120' (Each Side)	4"	1"	2 1/2"	2 1/2"	59 1/16" x 28" x 33 1/4"
EX50500	6"	120' (Each Side)	4"	1"	2 1/2"	2 1/2"	59 1/16" x 28" x 33 1/4"



Greenstar Wall Mounted Combination Space Heating & Domestic Hot Water

- Venting length up to 100' each way with 3" PVC pipe, up to 8 elbows
- Venting combined length up to 81' with 2" PVC (except for model ZBR423)
- Ultra quiet operation
- 5:1 Turndown Ratio

Standard Equipment:

- Integrated Grundfos 3-Speed Pump
- DHW Sensor for Sidearm Tank
- Manifold Bracket
- CRC200 & Heat-Tronic Controls
- Twin Flue Pipe Adapters
- Lifetime Heat Exchanger Warranty - 5 Years Parts & Labor

INPUT MBH	STOCK NO.	EACH
89,400	ZWB283	3930.24
151,600	ZWB423	4286.88

ZWB Series SPECIFICATIONS (Space Heating Modules)

Combi Boiler Number	Input BTU/hr	DOE Heating Capacity BTU/hr	Net I=B=R Rating BTU/hr	AFUE %	DHW Max. Flow @ 72°F	Dimensions WxHxD	Tapping Conn.	S&R Gas Conn.	Vent Size
ZWB283	100,800	89,400	79,000	95	2.6 gpm	17.4x33.5x13.9	1"	3/4"	2-3"
ZWB423	151,600	134,400	117,000	95	4 gpm	17.4x33.5x13.9	1"	3/4"	2-3"

Greenstar Condensing Gas Boilers

- This space heating boiler can be operated on NG or LP (kit included).
- Venting length up to 100' each way with 3" PVC pipe, up to 8 elbows
- Venting combined length up to 81' with 2" PVC (except for model 151/ZBR423)
- Ultra quiet operation
- 5:1 Turndown Ratio

Standard Equipment:

- Integrated Grundfos 3-Speed Pump
- DHW Sensor for Sidearm Tank
- Manifold Bracket
- Heat-Tronic III Controls
- Twin Flue Pipe Adapters
- CRC200 Programmable Controller Wall Mounted
- Lifetime Heat Exchanger Warranty - 5 Years Parts & Labor



Greenstar Gas Boiler

WALL MOUNT

CRC200 Programmable Controller
Heatronic III Control

INPUT MBH	STOCK NO.	EACH
79,200	ZBR213	3066.24
100,800	ZBR283	3163.20
151,600	ZBR423	4482.72

Greenstar Gas Boiler

FLOOR MOUNT

Heatronic III Control

INPUT MBH	STOCK NO.	EACH
79,200	KBR213	3520.32
100,800	KBR283	3627.36
151,600	KBR423	4849.92

FW200 Weather Control Sold Separately

ZBR/KBR Series SPECIFICATIONS (Space Heating Modules)

Boiler Number	Input BTU/hr	DOE Heating Capacity BTU/hr	Net I=B=R Rating BTU/hr	AFUE %	Dimensions WxHxD	S&R Tapping Conn.	Gas Conn.	Vent Size
Z/KBR163	57,200	50,800	45,000	95	17.4 x 33.5 x 13.9	1"	3/4"	2-3"
Z/KBR213	79,200	71,000	62,000	95	17.4 x 33.5 x 13.9	1"	3/4"	2-3"
Z/KBR283	100,800	89,400	79,000	95	17.4 x 33.5 x 13.9	1"	3/4"	2-3"
Z/KBR423	151,600	134,400	117,000	95	17.4 x 33.5 x 13.9	1"	3/4"	2-3"

Accessories (21)

Comfort Control Manager

CZM100 • For 3-Zone Relay
For Pump or Zone Valves

STOCK NO	EACH
7738110112	531.46

Thermostats

STOCK NO	EACH
CRC100 Comfort Controller	
7738110090	107.54
CRC200 Programmable Controller	
7738111034	198.11

Wall Mounted Residential Condensing Gas Boilers

Standard Equipment:

- TDR up to 15:1
- Dual Stainless Steel Heat Exchanger
- SCH 40 2" PVC Venting up to 60'
- SCH 40 3" PVC Venting up to 150'
- Field Convertible Gas System

Residential Warranty:

- 15 Year Limited Heat Exchanger Warranty
- 5 Year Limited Parts Warranty
- 1 Year Limited Labor Warranty



STOCK NO	EACH
NHB55	1988.25
NHB80	2194.50
NHB110	2400.75
NHB150	2607.00
NFB200H	3019.50

Boiler Number	Input BTU/hr Min.	Input BTU/hr Max.	Heating Capacity MBH	AFUE Eff. %	Net AHRI Rating, Water ³ MBH	Gas Conn.	Vent Size
NHB55	8,000	55,000	51,000	95	44,000	1/2"	2-3"
NHB80	8,000	80,000	74,000	95	64,000	1/2"	2-3"
NHB110	10,000	110,000	102,000	95	89,000	1/2"	2-3"
NHB150	10,000	150,000	138,000	95	120,000	1/2"	2-3"
NFB200	13,300	199,900	182,000	95	158,000	1/2"	2-3"

NaviLink™ Wi-Fi Control

Allows adjusting water temperatures, access usage data, and receive diagnostic notifications all from using an app from their smartphone or tablet



STOCK NO	EACH
PBCMAS001	211.20

(18)

Universal temperature sensor

Works with NFC, NFC-H, NHB, NFB, NFB-H and NFB-C Series. 1 year warranty.



STOCK NO	EACH
GXXX001769	18.15

Backflow Damper Kit

Required for venting up to 8 units

STOCK NO	EACH
30014367B	52.80

NFB-C High Efficiency Condensing Heating Boiler

Features:

- 97.5% TE Industry Leading Thermal Efficiency
- Patented stainless steel fire tube heat exchanger
- 160 PSI maximum operating pressure
- Advanced controls with intuitive 7" color display
- Up to 15:1 TDR (turndown ratio)
- BAS communication capability
- Common vent up to 4 and cascade up to 16 units
- Top & bottom piping
- 10-year Limited heat exchanger, (12) residential.
- 3-year parts warranty, (5) residential.



GAS	STOCK NO	EACH
Natural Gas	NFB399C	9075.00

Model #	BTU Input Natural Gas		DHW Capacity	Supply Temp. Range	AFUE %
	Minimum	Maximum			
NFB-399C	26,000	399,000	389,900	77 - 194°F	97.5

NFB-C Common Vent Collar Kit

For use when cascading Navien NFB-C Series

STOCK NO	EACH
30022799A	66.00



NFC Condensing Fire Tube Combination Boiler

Features:

- Patented Compact Stainless Steel Fire Tube Heat Exchanger
- Advanced Controls with Intuitive User Interface
- 95% AFUE - Energy Star certified
- NFC175 TDR up to 11:1
- NFC250 DHW 15:1 TDR and heating 13:1 TDR
- DHW Module with Mixing and Water Adjustment Valves
- Multiple Venting Options Up to 150'
- Common Venting Up to 8 Units (7 NPE for NFC250) and Cascading Up to 16 Units (15 NPE for NFC250)
- 10-year Limited heat exchanger
- 5-year Limited parts warranty



GAS	WATER PRESSURE	WATER CONNECTION	STOCK NO	EACH
Natural Gas/LP	6 - 80 psi	1" NPT	NFC250	3407.25

Model #	BTU Input Ratings		DHW Capacity	Flow Rate 45°F Rise	AFUE %
	Minimum	Maximum			
NFC-250/175H	13,300	175,000	210,000	8.4 GPM	95.0

Condensing NCB Series Combination Boiler

Features:

- Smart controls LCD display, quick dial wheel & Setup Wizard
- Advanced stainless steel dual heat exchangers
- 15:1 DHW and up to 11:1 heating TDR
- Field convertible gas system (NG/LP) up to 10,100 ft.
- Capable of cascading up to 15 NPE water heaters
- Capable of common venting up to 7 NPE water heaters
- Built-in 3 zone pumps and 3 zone valves powered connections
- 2" venting up to 65' and 3" venting up to 150'



GAS	STOCK NO	EACH
Natural Gas or LP	NCB240H	2887.50
Natural Gas or LP	NCB250H	3234.00

Model #	BTU Input Natural Gas		DHW Connection	Flow Rate 45°F Rise	AFUE %
	Minimum	Maximum			
NCB-240/110H	13,300	199,900	3/4" NPT	7.9 GPM	95.0
NCB-250/150H	14,000	210,000	3/4" NPT	8.4 GPM	95.0

Accessories

Quick Install Manifolds

STOCK NO	EACH
Primary Stainless Steel Manifold for use with Navien NCB-H & NFC-H Series	
30026576A	476.85
For use with Navien NFB Series	
GFFMMSOZUS002	554.40
For use with Navien NHB Series	
GFFMMSOZUS001	476.85

Plumb-Easy valve kit for NCB-H & NFC-H on page 501

(18)

1" Easy Isolation Valve

LESS Relief Valve

STOCK NO	EACH
30010950A	148.50

(18)

Outdoor Reset Sensor

With BH2101280B Wire
For use with NCB Series

STOCK NO	EACH
30012950A	47.85



**Series GC-144
Cast Iron Residential Gas Boiler**

- Stainless Steel Corrosion Resistant Premix Burners.
- Flexible GL-180M cast iron.
- Electronic Ignition available.
- Boilers set for natural gas - sea level
- AGA/CGA certified.

Standard Equipment:

- Stainless steel premixed burners.
- Tridicator gauge.
- Honeywell aquastat.

STOCK NO	EACH
GC14418II	3294.40



Boiler Number	Input BTU/hr	DOE Heating Capacity BTU/hr	Net I=B=R Rating BTU/hr	AFUE Eff. %	FLUE Vent/B
GC14418II	74,000	61,400	53,000	85	5"/8"

**Beckett Burner for Buderus Oil Boilers
With Pump**

FOR BURNER	STOCK NO	EACH
G115WS4	11115WS4KP	1472.74

**The following items are required by state code on boilers over 400 MBH input.
(Please check with local inspector)**

DESCRIPTION	STOCK NO	EACH
Probe type manual reset low water cut-off	550SV	250.74
Manual reset high limit	SF410671	240.50

**BTI 40 & BTI 55
Indirect Water Heaters**

Features:

- High performance domestic hot water.
- Stainless steel construction, pickled & passivated.
- High capacity smooth wall stainless steel coil.
- Maintenance free design.
- Light weight for easy installation.
- 2" of polystyrene foam insulation.
- Removable inspection port.
- Standard Aquastat & 10KΩ temperature sensor.

10 Year non-prorated residential warranty with limited lifetime option

STOCK NO	EACH
----------	------

Residential	
BTI40	1486.14
BTI55	1773.78

Model	US Gallon	Floor to Heater Top (inches)	Jacket Diameter (inches)	Domestic Water In/Out (inches)	Boiler Water In/Out (inches)	Max First Hour Rating @ 135° F	Boiler Output BTU/HR
BTI 40	39.9	47"	21.4"	¾" NPT	1" NPT	188	100,000
BTI 55	56.5	62.8"	21.4"	¾" NPT	1" NPT	200	100,000



**BTI 80 MAX
Indirect Water Heater**

Features:

- High performance domestic hot water.
- Stainless steel construction, pickled & passivated.
- High capacity smooth wall stainless steel coil.
- Maintenance free design.
- Light weight for easy installation.
- 2" of polystyrene foam insulation.
- Removable inspection port.
- Standard Aquastat & 10KΩ temperature sensor.

10 Year non-prorated residential warranty with limited lifetime option

STOCK NO	EACH
----------	------

Commercial	
BTI80MAX	2612.73

Model	US Gallon	Floor to Heater Top (inches)	Jacket Diameter (inches)	Domestic Water In/Out (inches)	Boiler Water In/Out (inches)	Max First Hour Rating @ 135° F	Boiler Output BTU/HR
BTI 80 MAX	79.9	70"	23.8"	1" NPT	1½" NPT	453	251,000



**IWT 119 MAX
Indirect Water Heater**

Features:

- High performance domestic hot water.
- Stainless steel construction, pickled & passivated.
- High capacity smooth wall stainless steel coil.
- Maintenance free design.
- Light weight for easy installation.
- 2" of polystyrene foam insulation.
- Removable inspection port.
- Standard Aquastat & 10KΩ temperature sensor.

10 Year non-prorated residential warranty with limited lifetime option

STOCK NO	EACH
----------	------

Commercial	
IWT119MAX	4376.12

Model	US Gallon	Floor to Heater Top (inches)	Jacket Diameter (inches)	Domestic Water In/Out (inches)	Boiler Water In/Out (inches)	Max First Hour Rating @ 135° F	Boiler Output BTU/HR
IWT 119 MAX	119	65.7"	28"	1½" NPT	1½" NPT	753	420,000



FT Series Floor Boiler

Features:

- Built-in Low Loss Header
- 10:1 Turndown
- Simultaneously Heat Space & Domestic Water
- Ultra High Efficiency 95% AFUE
- Industry Leading Domestic Hot Water Delivery
- Multiple Venting Options
- All Piping Connections Located on Top
- Contractor & Installation Friendly
- Limited 10 year heat exchanger / 5 year parts Warranty

STOCK NO _____ EACH

120v • LP Conversion Kit included Combi Boiler

LFTCF199 4409.34

Heat Only Boiler

LFTHF199 4064.06



Model	Max Input BTU/hr	Heating "CH" Supply/Return	DHW Inlet/Outlet	Gas Inlet	Thermal Eff. %	Turndown Ratio	HxWxD
LFTCF199	199,000	1 1/2" NPT	3/4" NPT	3/4" NPT	95%	10:1	38.25"x17.9"x19.6"
LFTHF199	199,000	1 1/2" NPT	-	3/4" NPT	95%	10:1	38.25"x17.9"x19.6"

Mascot FT Gas-Fired Boilers

Features:

- Up to 10:1 Modulation
- Natural or propane gas
- Direct vent up to 100'
- Low NOx Emissions
- Integrated DHW Indirect Tank
- Superior DHW Performance on Combi Models

Includes internal pump on all models

SIZE _____ STOCK NO _____ EACH

Natural Gas Hydronic Boilers • 95% AFUE Efficiency

100 MFTHW100 2615.90

140 MFTHW140 2818.80

199 MFTHW199 3018.67

Natural Gas Hydronic Combination Water Heater & Boiler

199 MFTCW199 3472.47



Combi Boiler

Size	Air & Vent 2 Pipe	Input BTU/hr kW	Output BTU/hr kW	AFUE % Nat. Gas	WxHxD
80	3"	80,000	74,400	95	17.3" x 29" x 14.9"
100	3"	100,000	93,000	95	17.3" x 29" x 14.9"
120	3"	120,000	111,600	95	17.3" x 29" x 14.9"
140	3"	140,000	130,200	95	17.3" x 29" x 14.9"
199	3"	199,000	189,050	95	16.2" x 32" x 16.2"
199	3"	199,000	189,050	95	19.6" x 32" x 16.3"



LFTHW FT Series Gas-Fired Boilers

Features:

- Full Modulation 10:1 Turndown
- Natural or propane gas
- Direct vent up to 150'
- Low NOx Emissions
- Cascade up to 4 units

SIZE _____ STOCK NO _____ EACH

Natural Gas Hydronic Boilers • 95.4% Thermal Efficiency

399 LFTHW399NX 9623.85

Floor Stand

CA021920 675.00



Size	Air & Vent 2 Pipe	Input BTU/hr kW	Output BTU/hr kW	Thermal Efficiency	WxHxD
399	3"	399,000	379,000	95.4	25.4" x 32.7" x 20.7"

Mascot FT Manifold Kits

The manifold return and supply connections will mate directly to the supply and return connections on the bottom of the boiler. Anti-seize/thread sealant is recommended on the connections. Be sure to use the supplied gaskets in the return and supply unions.

USE WITH	SYSTEM CONNECTION	INDIRECT WATER HEATER CONNECTION	STOCK NO	EACH
Combination				
Heat/Hot Water Models	1 1/2"	N/A	P2134400	359.64
Heat Only Models 80-140	1 1/4"	1"	P2135900	507.26
Heat Only Model 199	1 1/2"	1 1/4"	P2135800	539.46

Mini-Therm JX Gas-Fired Boiler

Features:

- Integral low water cut off, manual or automatic reset mode
- Digital temperature display
- Contacts to control three pumps
- Economy modes auto adjusts water temperatures to reduce fuel use
- Outdoor reset capability
- Spark to pilot ignition
- Low voltage terminal block for ease of installation and wiring
- Domestic hot water priority for indirect water heater installations
- Powered relay contacts for external devices



Standard Equipment:

- Low Loss Header Standard on 125, 150 & 200 MBH models
- Optional on 50, 75 & 100 MBH models

STOCK NO _____ EACH

Natural Gas

JX050N 2174.24

JX075N 2306.68

JX100N 2521.13

JX125N 2624.40

JX150N 2795.11

JX200N 3380.74

Use WHS1 Boiler Stand listed below for all 18" elevated installations

Size	Input BTU/hr	Capacity BTU/hr	AFUE % Nat. Gas	Water Connection	Gas Connection	W x H x D
50	50,000	42,000	84	1 1/4"	3/4"	11 3/4" x 31 5/8" x 25 1/8"
75	75,000	63,000	84	1 1/4"	3/4"	14 1/2" x 31 5/8" x 25 5/8"
100	100,000	84,000	84	1 1/4"	3/4"	17 3/8" x 32 1/8" x 25 1/2"
125	125,000	105,000	84	1 1/4"	3/4"	20 1/8" x 32 1/8" x 25"
150	150,000	126,000	84	1 1/4"	3/4"	23" x 32 1/8" x 25"
200	199,000	168,000	84	1 1/4"	3/4"	28 3/8" x 32 1/4" x 24 5/8"

JX LP Conversion Kits

BTU INPUT _____ STOCK NO _____ EACH

50,000 - 199,000 CA019921 159.60

Mini-Therm Boiler Stand

18 Gauge • 650lb. Limit

SIZE WxHxD _____ STOCK NO _____ EACH

21" x 21" x 18" WHS1 94.11



MagnaTherm FT

Features:

- 95% Thermal Efficiency
- 15:1 Modulation Turndown Ratio
- TRU TRAC™ O₂ Trim
- LAARS LINC® Intuitive Touch Screen Controls
- CF-Tech™ Contoured Flue Tube Technology
- Indoor/Outdoor Rated; Flexible Installation

STOCK NO _____ EACH

120v/1 Phase

CFH1000 34439.04

Model	Min Input BTU/hr	Max Input BTU/hr	Min Output BTU/hr	Max Output BTU/hr	Thermal Eff. %	Comb. Eff. %	Turndown Ratio	WxHxD
1000	67,000	999,000	63,000	950,000	95.8	96.1	15:1	30.2"x80.0"x70.5"



OmniTherm

Features:

- Up to 7:1 Turndown Ratio
- Electronic Fuel-to-Air Ratio Control
- Up to 90% Thermal Efficiency
- Stainless Steel Heat Exchanger
- Indoor/Outdoor Rated
- Laars Linc® Intuitive Touch Screen Controls
- Low Return Water Temperatures Allowed

STOCK NO _____ EACH

120v/1 Phase

OCH1250 24798.53

OCH1750 28263.74

OCH2000 30454.85

Model	Input Rate BTU/hr	Output Rate BTU/hr	Thermal Eff. %	Comb. Eff. %	Turndown Ratio	WxHxD
1250	1,250,000	1,098,000	87.8	87.7	5:1	24 1/2" x 66" x 39"
1750	1,750,000	1,523,000	87.0	86.7	7:1	32" x 69" x 53"
2000	1,999,900	1,756,000	87.8	87.5	5:1	32" x 78" x 53"



Squire Stainless Steel Indirect Water Heaters

- 316L Passivated Satinless Steel Tank.
- 304L High Capacity Stainlees Steel Coil.
- Fully Welded Construction.
- 1" Boiler Supply/Return Connections
- 1" Domestic Water (30, 40, 50 models)
- 1½" Domestic Water (65, 80, 119 models)
- Factory Supplied Tank Sensor



CAPACITY	FIRST DRAW (GAL.)	STOCK NO	EACH
27 Gallons	24	SIT030	1533.25
40 Gallons	27	SIT040	1708.08
52 Gallons	45	SIT050	2139.00
67 Gallons	65	SIT065	2669.24
82 Gallons	74	SIT080	2953.24
113 Gallons.	109.	SIT119	4508.65

DIMENSIONS								
Stock #	Height	Width	Relief Valve	Boiler In	Boiler Out	Cold Water Inlet	1st Hr Delivery	Continuous Delivery
SIT030	39½"	20"	31¼"	21¼"	8¼"	3"	184	160
SIT040	55½"	20"	48½"	25¼"	8¼"	3"	208	181
SIT050	47"	24"	39¾"	24½"	9¼"	3¾"	255	210
SIT065	60"	24"	52¼"	28"	9¼"	3¾"	328	263
SIT080	69½"	24"	61¼"	28"	9¼"	3¾"	340	266
SIT119	68¼"	28"	60¼"	31¼"	9¼"	3¾"	418	308

(21)

Accessories

DESCRIPTION	STOCK NO	EACH
Aquastat/Thermostat.	TST20016	162.00

(40)

NeutraPump

- Integral baffles force the acidic fluid through Axiom's LipHter⁺ media for maximum neutralization
- Pumps come with auxiliary dry contacts in event of a high-level fluid condition
- Pumps are ETL certified and come with standard 120v plug-in connection



TANK	INLET CONNECTION	HOSE	STOCK NO	PRICE
1 Gallon	3/4" FNPT	20' of 3/8" Vinyl	AXNT1P	184.47
Replacement LipHter Neutralization Media				
For AXNT1P			AXNM1P	53.43

Model Number	BTU/hr	At Efficiency	Produces Gal/hr
NT1-P	500,000	93%	1.9

GUIDELINE ONLY - Visit www.axiomind.com for sizing calculator

(40)

NeutraPal

- Raise the pH level of the acidic condensate to a more neutral level which:
 - Prevents acidic fluid from damaging drains, sewer systems and concrete
 - Helps maintain a safe environment for bacteria in septic systems
- Made with corrosion resistant materials for long term durability
- Tanks and capsules come with connection hardware kits
- Includes an initial charge of Axiom's unique blend of LipHter⁺ neutralizing media



TANK	INLETS/OUTLETS	HOSE	STOCK NO	PRICE
.26 Gallon	1/2" hose barb	10' of 1/2" Vinyl	AXNC1	100.29
.53 Gallon	1/2" hose barb	10' of 1/2" Vinyl	AXNC2	151.20
.26 Gallon	3/4" FNPT	N/A	AXNC1W	88.20

Replacement LipHter Neutralization Media				
For AXNC1, AXNC2 & AXNC1W			AXNM1	38.31
42lbs For AXNC1, AXNC2 & AXNC1W			AXNM1BULK	385.56

Model Number	BTU/hr	At Efficiency	Produces Gal/hr
NC-1	400,000	93%	1.6
NC-2	1,000,000	93%	4.0
NC-1W	400,000	93%	1.6

GUIDELINE ONLY - Visit www.axiomind.com for sizing calculator

(40)

NeutraPro

- Integral baffles that weave the acidic fluid through Axiom's unique blend of LipHter media for maximum neutralization
- Low inlet connections accommodate near floor condensate outlets
- Ideal for commercial gas-burning appliances (up to 7,000,000 btu/h)
- Integral bypass feature prevents condensate backflow



TANK	INLETS/OUTLETS	UNIONS	PLUG	STOCK NO	PRICE
3.5 Gal.	(3) 1" FNPT	(2) 1" NPT	1" NPT	AXNT15	291.31
4.8 Gal.	(2) 1" FNPT	N/A	N/A	AXNT25	343.23

Replacement LipHter Neutralization Media				
For AXNT15			AXNM15	100.80
For AXNT25			AXNM25	108.36

Model Number	BTU/hr	At Efficiency	Produces Gal/hr
NT15	3,000,000	96%	20
NT25	7,000,000	96%	45
(2) NT25	12,000,000	96%	80

GUIDELINE ONLY - Visit www.axiomind.com for sizing calculator

(40)

PuroPal

Disposable cartridge with a translucent exterior
When media is expired the resin will change from blue to beige
Designed for single point of use applications
One PuroPal-1 cartridge will treat approximately 65 Gallons



SIZE	STOCK NO	PRICE
3/4" FGHT Connections.	AXPUROPAL	145.40

Panel Radiators "Solidoflux - N"

- Fluted front panel, made from .049" steel.
- Convection tunnels welded on the water channels.
- Baked on white powder coating.
- Air bleeder and flowsetter valve.



Piping connections:

R20 Male Metric, approximately 3/4" (located at the bottom of the radiator)

MODEL	SIZE	WATER CAP. PER FT.	STOCK NO.	EACH
22	12" Height x 24" Length	.43 Gallons	DN21224	303.58
22	20" Height x 24" Length	.56 Gallons	DN22024	338.16
22	24" Height x 16" Length	.56 Gallons	DN22416	304.45
22	24" Height x 24" Length	.65 Gallons	DN22424	357.15
22	24" Height x 36" Length	.65 Gallons	DN22436	435.92
22	24" Height x 48" Length	.65 Gallons	DN22448	514.54

Model Number	Size	Width	BTU Output @ 180° F	Max. Working Pressure	Max. Working Temp.	Water Capacity per Ft
22	12 x 24	4"	2850	147 psi	250°	.43 Gal
22	20 x 24	4"	4000	147 psi	250°	.56 Gal
22	24 x 16	4"	4000	147 psi	250°	.56 Gal
22	24 x 24	4"	4600	147 psi	250°	.65 Gal
22	24 x 36	4"	6900	147 psi	250°	.65 Gal
22	24 x 48	4"	9200	147 psi	250°	.65 Gal

Thermostatic Radiator Valves

For use with Panel Radiators

STOCK NO	EACH
H1365	33.60

Radiator Diverter Valves

STOCK NO	EACH
1/2" Straight	
H5933	46.40

Isolation Valves

STOCK NO	EACH
1/2" Straight	
H5813	36.80
1/2" Angled	
H5814	36.80

Adapters

STOCK NO	PAIR
1/2" Dianorm Pex Assembly	
H6850A	12.80
1/2" Dianorm Copper Compression	
HM3831S	13.60

Standard Heated Towel Racks

Square tubing frame and round inner tubing.

SIZE	STOCK NO.	EACH
24"x48"	DN44824	566.38

Model Number	Size	Total Depth	BTU Output @ 180° F
Standard	24 x 48	4"	3024



See page 922
for Danfoss
Radiator Zone Valves



Mini-Boiler

- Full element modulation
- Added LED status indicators
- 20 Year element and boiler vessel warranty
- 100% efficient
- Built-in electronic water temperature control with front panel temperature select
- Quiet solid state and DC relays
- Thermostat or end switch connection
- Circulating 10 amp switch relay

Dimensions:

29"H x 10 1/2"W x 9"D • 3/4" NPT • 55 lbs. • .95 Gallon

BTU/H STOCK NO EACH

Staging (Single Zone) • Phase 1-60 Hz • 240/208v

17,000..... EMBR105 1340.00

30,700..... EMBR109 1404.00

Modulating (Two Zone) • Phase 1-60 Hz • 240/208v

30,700..... EMBM209 1636.00

61,400..... EMBM218 2024.00

Model	kW	Watts	Amps	Breakers
EMBR105	5	5,000	21	30A
EMBR109	9	9,000	38	60A
EMBM209	9	9,000	38	60A
EMBM218	18	18,000	75	60A, 60A



Mid-Size Series Boiler

EBM-S: Staging Outlet Temp, Max 170° F

EBM-X: This model has the ability to sense water temperature and maintain an accurate boiler temperature output by only energizing the electric elements for needed output (not full capacity). This eliminates extra costs associated with relays, extra temperature controls, zone boxes, etc., Max 180° F

Features:

- 1" NPT
- 75 lbs.
- 2.20 Gallon vessel

Dimensions:

28"H x 17"W x 10"D

DESCRIPTION	STOCK NO	PRICE
Temp Sensing	EBMX10	2132.00
Temp Sensing	EBMX15	2376.00
Temp Sensing	EBMX20	2584.00
Outlet Temp	EBMS10	1844.00
Outlet Temp	EBMS15	2088.00
Outlet Temp	EBMS20	2296.00

Model	kW	Btu/h	Amps	Voltage	Breakers	Flow/gpm
EBMX10	10	34,000	42	240/1PH	60	3.4
EBMX15	15	51,000	63	240/1PH	60,30	5.1
EBMX20	20	68,000	83	240/1PH	60,60	6.8
EBMS10	10	34,000	42	240/1PH	60	3.4
EBMS15	15	51,000	63	240/1PH	60,30	5.1
EBMS20	20	68,000	83	240/1PH	60,60	6.8



EZB-Eco Radiant Floor Heat Electric Boiler

The EZB-Eco is a complete boiler system for radiant floor heating or hot water baseboard applications.

Features:

- Temperature Sensing
- WarmFlo Modulation Control
- Outdoor Reset Capability
- ETL/Intertek Listed
- ASME H-Stamp Vessel
- 2-Year Parts Warranty
- 20-Year Vessel and Element Warranty

Dimensions:

25"H x 36"W x 13"D, 140 lbs

STOCK NO	PRICE
EZBT1052401.....	2936.00
EZBT1102401.....	3080.00
EZBT1152401.....	3328.00
EZBT1202401.....	3544.00

Model	kW	Btu/h	Amps	Voltage	Phase	Breakers	Max Op Temp
EZB-T1-05-240-1	5	17,000	20.8	240/208	1	30A	180° F
EZB-T1-10-240-1	10	34,100	41.7	240/208	1	60A	180° F
EZB-T1-15-240-1	15	51,100	62.5	240/208	1	60A,30A	180° F
EZB-T1-20-240-1	20	68,200	83.3	240/208	1	60A,60A	180° F



TS Series Boilers

Features:

- Built-in temperature/pressure gauge
- High Mass/Low Mass element regulation
- Boiler status panel
- ASME/CSA US/Canada certification
- Complete front panel accessibility
- Dual Boiler option
- Load Management connection
- Super quiet operation
- 20-year element/vessel warranty

Additional Features for EB-W models only:

- Modulates at a tighter temperature control
- Outdoor sensing with outdoor reset capability.
- The target supply temperature ramps up as it is colder outside.

Dimensions:

- 38"H x 17"W x 17"D
- 1 1/4" NPT

BTU/H KW AMPS BREAKERS VOLTAGE MAX OP TEMP STOCK NO EACH

EB-S Electro-Boiler • Single phase 240V

46,000 13.5 56 60,30 240 160°F EBS13 2444.00

77,000 22.5 94 60,60,30 240 160°F EBS23 2844.00

92,000 27 113 60,60,60 240 160°F EBS27 3076.00

EB-W Electro-Boiler • Single phase 240V

46,000 13.5 56 60,30 240 180°F EBWX13 2840.00

61,000 18 75 60,60 240 180°F EBWX18 2984.00

77,000 22.5 94 60,60,30 240 180°F EBWX23 3240.00

92,000 27 113 60,60,60 240 180°F EBWX27 3472.00



Model EB-SSB

Dual Fuel Relay

FOR EB-MS, EB-S & EB-C SERIES ONLY

STOCK NO	EACH
EBSSB	165.00

TS Series Staging Relay

STOCK NO	EACH
EBCSTG5	104.00

Commercial Series Boilers

EBCA: Supply water sensing Staging

Features:

- 2" NPT • 230 lbs. • 13.12 Gallon vessel

Dimensions:

• 38" H x 20" W x 21" D

STOCK NO	EACH
EBCX31	4036.00
EBCX36	4340.00

Model	kW	Btu/h	Amps	Voltage	Breakers	Flow/gpm
EBCX31	31.5	107,500	131	240/1PH	100,80	10.8
EBCX36	36	123,000	150	240/1PH	100,100	12.3



Model EB-ZTA-1

4-Zone Control, Dual Temp

STOCK NO	EACH
EBZTA1.....	284.00

Boiler Accessories

millrose.com

fieldcontrols.com

(40)

Round Double Spiral Tempered Wire Flue Brushes

DOUBLE SPIRAL	FLUE SIZE	BRUSH DIA	STOCK NO	EACH
43306	3/4"	3/4"	34DSFLBR	12.77
43312	1 1/2"	1 1/4"	114DSFLBR	13.10
43316	2"	1 3/4"	134DSFLBR	13.59
43322	2 1/2"	2 1/4"	214DSFLBR	16.80
43326	3"	2 3/4"	234DSFLBR	17.42
43328	3 1/4"	3"	3DSFLBR	17.91

(40)

Boiler Brush

4" oval shaped brush, long twisted wire handle with 1" ring.

SINGLE SPIRAL	BRUSH SIZE	LENGTH	STOCK NO	EACH
43018	1 1/2"-1 1/8"	30"	112FLBR	9.86

(27)

FIELD GVD Series Vent Dampers

The Gas Vent Damper works automatically to allow natural draft during appliance operation while preventing residual appliance heat and conditioned air from escaping during off cycles. It also prevents the infiltration of cold air during down drafts. Field Controls gas vent dampers (GVD) are made of stainless steel.



Dual safety switches allow the burner to fire only when the damper is in the open position. The GVD will not interfere with existing appliance safety controls, when properly installed.

SIZE	STOCK NO	EACH
4"	GVD4	198.46
5"	GVD5	206.31
6"	GVD6	210.43
7"	GVD7	218.66
8"	GVD8	257.03
9"	GVD9	289.65
10"	GVD10	301.81

(27)

Universal 8' Wiring Harness

Includes 5 Adapters

American Standard, Buderus, Burnham, Fraser-Johnson, Honeywell, Lennox, Lochinvar, Luxaire, Moncreif, Slant Fin, Trane, Utica, Valliant, Weil-McLain, York, gas fired appliance with Penn G-60 & G-65. Ignition system with plug, gas fired appliances with Honeywell ignition modular or L-8148E. Triple Aquastat with plug.



STOCK NO	EACH
46579100	85.23

Harness for GVD Series Dampers:

All harness plug directly into the Effikal controller. (Number at end of harness model indicatess harness length in feet.)

(27)

FIELD Motor for GVD Series Dampers

ALSO for use with Effikal dampers.

STOCK NO	EACH
GVD	141.90

****IMPORTANT****
KNOCK OUT PLUG AND DAMPER BLADE MUST BE REMOVED ON STANDING PILOT APPLICATIONS

(27)

Concrete Slabs

SIZE	STOCK NO	PRICE
24" X 24"	2424COSL	45.29

(27)

Universal Boiler Stand

28" between crossbars, carries up to 200lbs

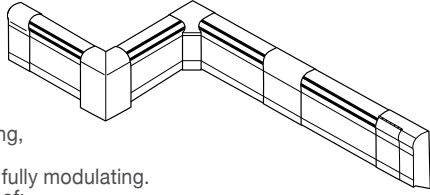
SIZE	STOCK NO	PRICE
24" X 54"	BS2454	357.05



Slant/Fin Radiation ⁽²³⁾

slantfin.com

Base/Line 2000 Hot Water Baseboard Radiation



Ideal for heating in tract housing, apartments and renovations. With fingertip control damper, fully modulating.

Model BL2000D-75E consists of:

- 3/4" copper tube element.
- .009" aluminum fins bent to 2¹⁹/₆₄ x 2¹/₈", 56.35 fins per foot.
- End fins are of plated steel.
- Height: 7³/₈"; depth 2³/₄"; lengths 2' to 10' lengths.
- Stocked in Nu-White baked enamel finish.

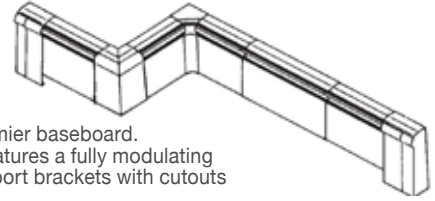
Splice plate also included with lengths of 5' and longer

HOT WATER RATINGS							
Model Number	Flow Rate GPM	BTU/Hr per Linear Foot with 65°F Entering Air					
		170°	180°	190°	200°	210°	220°
BL-2000-75E	1	500	570	630	700	770	840
	4	530	600	670	740	810	890

Note:

Ratings are for element installed with damper open, with expansion cradles. Ratings are based on active finned length (5" to 6": less than over-all length) and include 15% heating effect factor. Use 4 GPM ratings only when flow is known to be equal to or greater than 4 GPM; otherwise 1 GPM ratings must be used.

Fine/Line 30 Baseboard Radiation



Fine/Line 30 is America's premier baseboard.

It's super strong enclosure features a fully modulating damper and extra-heavy support brackets with cutouts for return piping.

- Height: 7⁷/₈"; depth: 2¹/₁₆"; lengths 2' to 8'
- Precision, piano hinged accessories
- Zip-Strip carton opens in seconds
- Stocked in Nu-White baked enamel

Splice plate also included with lengths of 5' and longer

HOT WATER RATINGS											
Baseboard Number	Flow GPM	Pressure Drop*	BTU/Hr per Linear Foot with 65°F Entering Air								
			170°	180°	190°	200°	210°	215°	220°	230°	240°
30-75	1	47	510	580	640	710	770	810	840	910	970
	4	525	540	610	680	750	810	860	890	960	1030

* Millinches per foot.

Note:

Ratings are for element installed with damper open, with expansion cradles. Ratings are based on active finned length (3" less than over-all length) and include 15% heating effect factor. Use 4 GPM ratings only when flow is known to be 4 or more GPM; otherwise 1 GPM ratings must be used.

Base/Line 2000 Cover Only

LENGTH	STOCK NO	EACH
2'	2BL2000D	14.08
3'	3BL2000D	21.11
4'	4BL2000D	28.15
5'	5BL2000D	35.19
6'	6BL2000D	42.23
7'	7BL2000D	49.26
8'	8BL2000D	56.30
10'	10BL2000D	70.38

Base/Line 2000 Accessories

LENGTH/DESCRIPTION	STOCK NO	EACH
2" End Cap		
Left	2BLLHEC	8.38
Right	2BLRHEC	8.38
4" Hinged End Cap, 4"		
Left	4BLLHEC	14.69
Right	4BLRHEC	14.69
Wall Trim		
4"	4BLWT	6.31
Hinged Inside Corner		
90°	90BLIC	11.67
135°	135BLIC	12.92
Outside Corner		
90°	90BLOC	24.00
135°	135BLOC	25.14
Filler Sleeve		
7" Wide	7BLFISL	14.71
12" Wide	14BLFISL	18.00
2" Splice Plate Set		
STOCK NO	PER SET	
2BLSPPPL	6.62	

No. E-75 Element Only For Base/Line 2000 and 30D

LENGTH	STOCK NO	EACH
2'	2E75EL	17.67
3'	3E75EL	26.50
4'	4E75EL	35.34
5'	5E75EL	44.17
6'	6E75EL	53.01
7'	7E75EL	61.84
8'	8E75EL	70.68

Base/Line 2000 & Fine/Line 30 Accessories

DESCRIPTION	STOCK NO	EACH
Neoprene Riser Ring		
	30RIRI	3.07
Plastic Expansion Cradle		
Fine/Line 30	30EXCR	1.80
Wire Hanger, for bare tube		
	30WIHA	1.33
T-Shot Nailing Tool		
	30NATO	49.73
⁽²¹⁾ Slant Fin Touch-Up Paint		
STOCK NO	EACH	
4.5 oz. Nu White		
SF102650	27.72	

No. 30D Cover Only

LENGTH	STOCK NO	EACH
2'	30D2W	22.33
3'	30D3W	33.49
4'	30D4W	44.66
5'	30D5W	55.82
6'	30D6W	66.99
7'	30D7W	78.15
8'	30D8W	89.32

Fine/Line 30 Accessories

LENGTH/DESCRIPTION (NU-WHITE)	STOCK NO	EACH
4" Hinged End Cap		
Left	30DLHW	17.66
Right	30DRHW	17.66
4" Hinged Wall Trim		
Left	30DLHWTW	18.50
Right	30DRHWTW	18.50
8" Hinged Valve Cover		
Left	30LHVACOW	36.21
Right	30RHVACOW	36.21
Hinged Inside Corner		
90°	30DIS90W	13.23
135°	30DIS135W	25.19
Hinged Outside Corner		
90°	30DOS90W	26.01
135°	30DOS135W	27.57
Filler Sleeve		
14" wide	1430FISLW	25.79
7" wide	730FISLW	19.19
Splice Plate Set		
2"	30DSPW	7.32
Solid Wall Trim		
4"	30D4WT	8.18
Support Bracket with pivot		
STOCK NO	EACH	
30SUBR	8.78	

Multi/Pak 80 Baseboard Radiation


Multi/Pak 80 is the ideal choice for deluxe residential heating or for light commercial heating requirements. It's built with hefty brackets, 18 gauge front panels and finished in nu-white baked enamel.

No 83-A Baseboard 8⁷/₈"H x 3¹/₂"D:

with H-3 element, 3/4" nominal copper tube, 3⁵/₃₂ x 2¹/₂ x .0135" aluminum fins.

No 84-A Baseboard 8⁷/₈"H x 3¹/₂"D:

with H-4 element, 1" nominal copper tube, 3⁵/₃₂ x 2¹/₄ x .012" aluminum fins.



HOT WATER RATINGS											
Baseboard Number	Flow GPM	Pressure Drop*	BTU/Hr per Linear Foot with 65°F Entering Air								
			170°	180°	190°	200°	210°	215°	220°	230°	240°
83-A	1	47	650	730	810	890	970	1010	1050	1130	1210
	4	525	690	770	860	940	1030	1070	1110	1190	1280
84-A	1	13	650	730	810	890	970	1010	1050	1130	1210
	4	145	690	770	860	940	1030	1070	1110	1190	1280

* Millinches per foot.

80D Cover Only

Nu-White Baked Enamel

LENGTH	STOCK NO	EACH
2'	280DCO	33.75
3'	380DCO	50.63
4'	480DCO	67.50
5'	580DCO	84.38
6'	680DCO	101.26
7'	780DCO	118.13
8'	880DCO	135.01

No H-3 Elements Only • 3/4"

LENGTH	STOCK NO	EACH
3'	3H3EL	44.76
4'	4H3EL	59.68
5'	5H3EL	74.60
6'	6H3EL	89.52
7'	7H3EL	104.44
8'	8H3EL	119.36

No H-4 Elements Only • 1"

LENGTH	STOCK NO	EACH
3'	3H4EL	59.63
4'	4H4EL	79.51
5'	5H4EL	99.39
6'	6H4EL	119.27
7'	7H4EL	139.14
8'	8H4EL	159.02

Multi/Pak 80 Accessories

DESCRIPTION	STOCK NO	EACH	DESCRIPTION	STOCK NO	EACH
End Cap, 4" with access			Outside Corner, with access		
Left	480ALENCA	22.89	90 deg.	9080AOUCO	35.95
Right	480ARENCA	22.89			
Wall Trim, 4" Slotted Endcap					
Left	480ALWATR	22.89			
Right	480ARWATR	22.89			
Filler Sleeve					
14" wide	1480AFISL	29.68			
7" wide	780AFISL	23.03			
Inside Corner					
90°	9080AINCO	15.66			
135°	13580AINCO	36.80			



Revital/Line Baseboard Replacement

- Revital/Line™ fits over 90% of all brands of standard residential baseboard...Ours and theirs! (up to 8.5" H x 3" D)
- Available in 2 ft - 8 ft
- No tools needed for most installs
- Lab tested for Max Heat Output
- Powder-coated, Enamel-like finish
- Standard color is Brite White
- Made from Recycled Aluminum

Revital/Line Cover Only

Brite White Enamel-like finish
Powder-coated Recycled Aluminum

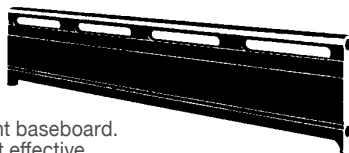
LENGTH	STOCK NO	EACH
2'	2RVTLCO	47.45
3'	3RVTLCO	71.18
4'	4RVTLCO	94.91
5'	5RVTLCO	118.63
6'	6RVTLCO	142.36
7'	7RVTLCO	166.09
8'	8RVTLCO	189.81

Revital/Line Accessories

DESCRIPTION	STOCK NO	EACH	DESCRIPTION	STOCK NO	EACH
End Cap, 3 3/4" (Brite White)			Inside Corner, 90 deg.		
Left	RVTLLEHC	19.00	Brite White.	RVTL90IC	21.92
Right	RVTLRHEC	19.00	End Plate		
Filler Sleeve (Brite White)			Brite White	RVTLEP	19.00
2"	2RVTLFISL	11.69			
7"	7RVTLFISL	16.08			
14"	14RVTLFISL	21.92			

Reserved

Governale Gov-Board Cast Iron Baseboard



Baseray is the original cast iron radiant baseboard. It is designed to be inconspicuous but effective. In fact, Baseray's design enables heat to be disbursed in both horizontal and vertical directions. And its cast iron construction provides radiant heat, lifetime durability, and dependability.

Length In Lineal Feet*	STEAM Rating Square Feet	Steam Ratings B.T.U. per Hr. @215°F	Hot Water Ratings in BTU PER HOUR AT 500 LBS./HR. (ONE GPM) FLOW RATE							
			AT Average Water Temperature Of							
			230°F	220°F	210°F	200°F	190°F	180°F	170°F	150°F
Per Ft.	3.4	820	890	830	770	710	650	590	520	390
2.0 Ft.	6.8	1640	1780	1660	1540	1420	1300	1180	1040	780
4.0 Ft.	13.6	3280	3560	3320	3080	2840	2600	2360	2080	1560

* Add 1/2" to length for each bushing. Add 5" to length for each valve enclosure.

LENGTH	STOCK NO	EACH
Intermediate Assembly		
2'-0"	2I9A	165.51
4'-0"	4I9A	331.03
Right Hand Sub-assembly		
1'-0"	1R9A	82.76
2'-0"	2R9A	165.51
Left Hand Sub-assembly		
1'-6"	112L9A	124.13
2'-0"	2L9A	165.51
Complete Assembly		
1'-6"	1129AC	124.13
2'-0"	29AC	165.51

Gov-Board Accessories

DESCRIPTION	STOCK NO	EACH
Valve Enclosure		
Right hand	RVE9A	42.15
Left hand	LVE9A	42.15
90° Corner Plate Inverted		
4 5/8"	458IC9A	46.53
10 5/8"	1058IC9A	111.74
Projecting		
5 3/4"	PC9A	44.40
"Easy Angle" Connection, 3/4"		
For 4 5/8" Corner	458GC	76.78
Aluminum Foil, 13" high		
100' roll.	13X100AF9A	130.22
Baseboard Extension		
6' lengths	6EX9A	135.54
6" End Cap for Extension		
Right hand	REC9A	47.50
Left hand	LEC9A	47.50
Hanger for Baseboard		
Extension	EH9A	11.89
Splice Plate		
	SP9A	19.94
Center Supports		
Top type	BUCS	1.36
Bottom type	BUBS	1.36
Assembly Clamp		
Cam type	BUAC	493.92
Push Nipple (2 per joint)		
3/4"	34PN9A	N/A
Plain Plug		
3/4"	34P9A	N/A
Vented Plug		
3/4 x 1/8"	34X18P9A	N/A
Tie Bolts (1 per joint)		
	TB9A	1.68



(40)

Manual Air & Condensate Vent

Nickel Plated Brass

DESCRIPTION	STOCK NO	EACH
With Key		
1/8" Threads	PA605	1.76
Key ONLY		
Slotted	PA606	.40



(18)

Chrome Plated Loose Key Air Bleed Valve with Key

LENGTH	STOCK NO	EACH
1/8" NPT.	DB5127	2.63



(18)

Vent Key

LENGTH	STOCK NO	EACH
1/4"	1701208	.46



(18)

Air Valve Bleed Valve Key

Chrome plated with 3/16 OD x 21" Copper Tube

STOCK NO	EACH
DB5131	31.58

(24)

1/8 in. NPT Loose Key Coin Air Vent

Chrome plated brass.

STOCK NO	EACH
DB5129	2.44

Hydronic Convectors & Unit Heaters

beacon-morris.com

reznorhvac.com



(24)
**Beacon Twin-Flo III
Kickspace Heater**

SIZE HXWXD	STOCK NO	PRICE
3 ⁷ / ₈ x 12 ¹ / ₄ x 12 ³ / ₄ "	K42	293.10
3 ⁷ / ₈ x 19 ¹ / ₄ x 12 ³ / ₄ "	K84	369.98
3 ⁷ / ₈ x 19 ¹ / ₄ x 12 ³ / ₄ "	K120	452.00

Heating Capacity (BTU/Hr*) for All Twin-Flo III Models									
Entering Water Temperature (°F)	Water Flow Rate (Gallons Per Minute)								
	1 GALLON			2 GALLON			3 GALLON		
	K42	K84	K120	K42	K84	K120	K42	K84	K120
**110	1480	3370	8425	1520	3440	8535	1560	3515	8730
**120	1800	4055	8875	1840	4145	8995	1875	4230	9205
**130	2175	4770	9330	2220	4875	9455	2260	4980	9680
140	2590	5540	9780	2640	5670	9915	2690	5795	10150
150	3050	6300	10230	3120	6440	10375	3190	6585	10625
160	3510	7000	10685	3590	7155	10835	3670	7310	11100
170	3895	7730	11135	3980	7900	11295	4065	8070	11570
180	4278	8460	11585	4375	8650	11755	4470	8840	12045
190	4460	9180	12035	4770	9390	12215	4875	9600	12520
200	2015	9910	12490	5127	10135	12675	5240	10360	12990
Friction Loss	.17 ft	.22 ft	.43 ft	.8 ft	.95 ft	1.45 ft	1.2 ft	1.5 ft	2.97 ft

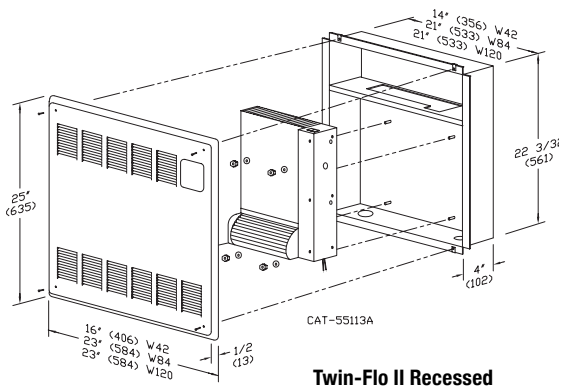
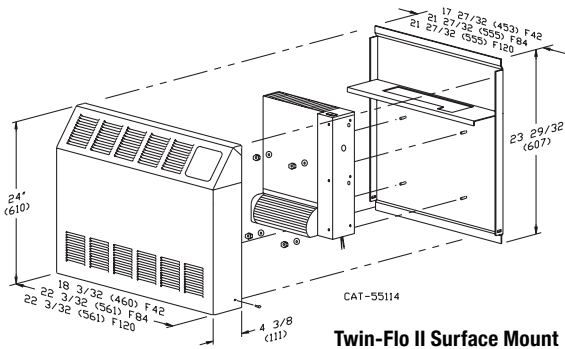
* Based on 65°F entering air temperature with fan at high speed including the heat effect factor.
** Blower operates at water temperature above 140°F with standard self-contained aquastat.
Supply and return connections are 1/2" nominal. Units are not recommended for use with steam.

(24)
Beacon Surface Mount Kit

FOR USE WITH	STOCK NO	PRICE
K42	F42	235.04
K84	F84	259.58
K120	F120	287.44

(24)
Beacon Recessed Mount Kit

FOR USE WITH	STOCK NO	PRICE
K42	W42	235.04
K84	W84	259.58
K120	W120	287.44



(26)
**Reznor Model WS
Hot Water Unit Heaters**

- Vertical or horizontal configuration operates at 60 Hz or 50 Hz
- Hot water pressure up to 150 psi
- Two speed motor wired for 115/1/60 supply voltage



MAXIMUM HEATING CAPACITY (MBH)		LOW-HIGH LEAVING AIR TEMP °F	APPROXIMATE AIR VOLUME C.F.M.	COILS IN HEAT EXCHANGER	STOCK NO	EACH
LOW	HIGH					
18	24	121-115°	270-400	1	WS1824	723.90
44	62	132-126°	560-860	2	WS4462	1202.12
78	110	125-121°	1,100-1,650	2	WS78110	1585.58
96	120	134-131°	1,200-1,550	2	WS96120	1653.37
140	175	134-130°	1,750-2,300	2	WS140175	2040.47
190	238	140-137°	2,200-2,850	2	WS190238	2605.45

REHAU Radiant Heating Systems (00d)

reha.com




Willow 1" Manifolds

1/2" Compression

OUTLETS	STOCK NO	EACH
WITH Valve		
2	CVCX1005002	65.85
3	CVCX1005003	96.95
4	CVCX1005004	128.00
LESS Valve		
2	CACX1005002	66.37
3	CACX1005003	97.72
4	CACX1005004	129.04

Manifold Header Stock

24 Outlets



DESCRIPTION	STOCK NO	EACH
1" x 1/2" Copper	250810	210.26
1" x 3/4" Copper	250817	494.39
1 1/4" x 1/2" Copper	250820	612.68
1 1/4" x 3/4" Copper	250827	615.74
1 1/2" x 3/4" Copper	250830	517.84

End Cap Vent Drain


- Helps with filling and purging system.
- Copper end caps solder onto the ends of copper manifolds in indicated sizes.
- FPT Tapping for 3/4" boiler drain and 1/8" air vent.



DESCRIPTION	STOCK NO	EACH
1 1/4"	250820ECVD	81.45

Straight Ball Valve

Compression Nut to Female Copper Sweat



SIZE	STOCK NO	EACH
1/2" Raupex x 1/2" Copper	260277	39.46

Everloc Brass Compression-Nut Fitting to Copper Adapters


Designed to provide positive clamping and sealing action with split compression ring. Compression to Female Copper Sweat



DESCRIPTION	STOCK NO	EACH
1/2" Raupex x 1/2" Copper	260997	41.79
3/4" Raupex x 3/4" Copper	260347	69.11
1" Raupex x 1" Copper	260467	191.36


Ultra-Fin with clips

Each fin comes with (1) clip.
One heat emitter requires (2) fins and (2) clips.



SIZE	STOCK NO	EACH
10"	UF4010	1.84

Ultra-Fin Snake Hanger



MODEL	STOCK NO	EACH
SN-312	SN312	.54

REHAU Radiant Heating Systems (00d)

reha.com

Rehau Pex Tubing

Rehau uses the Engle method (recognized as the best process) for crosslinking pex pipe and is fully 85-87% crosslinked. Rehau's crosslinking (peroxide type) is done at the same time that pipe extrusion occurs, so you have even consistency along every pipe length. This gives Rehau more flexibility and is easier to bend, with the best chemical and heat resistance.



Raupex Barrier O₂ Pipe

SIZE	STOCK NO	EACH
3/8" x 500'	136008500	403.06
1/2" x 300'	136031300	214.28
1/2" x 1000'	136031000	714.25
5/8" x 300'	136880300	291.99
5/8" x 400'	136880400	389.33
5/8" x 1000'	136880000	973.31
3/4" x 500'	136051500	569.15
3/4" x 100'	136051100	113.83
3/4" x 300'	136051300	341.51
3/4" x 1000'	136051000	1138.29
1" x 100'	136011100	210.65
1" x 500'	136011500	1053.17
1 1/4" x 100'	136283100	351.93

Straight Lengths

3/4" x 20'	136051020	22.77
1" x 20'	136011020	42.13
1 1/4" x 20'	136283020	70.39
1 1/2" x 20'	136293020	100.90
2" x 20'	136303020	171.10



RAUPANEL System Components

SIZE	STOCK NO	EACH
RAUPANEL		
6" x 72"	235307	48.84
Plywood Return Bend		
9" x 48"	235337PLY	42.18
2" Furring Strip		
2" x 48"	235377PLY	5.94


Raupex Heat Transfer Plate

SIZE	STOCK NO	EACH
1/2"	298926001	32.08



Pro-Balance Isolation Valve

STOCK NO	EACH
250221	25.87



Raupex Manifold Connections

DESCRIPTION	STOCK NO	EACH
3/8" Raupex x Pro-Bal. Manifold	267507	10.31
1/2" Raupex x Pro-Bal. Manifold	261007	11.76
5/8" Raupex x Pro-Bal. Manifold	267557	12.51
3/4" Raupex x Pro-Bal. Manifold	267007	16.03

Manifold 90° Angle

DESCRIPTION	STOCK NO	EACH
1" BSPP	250214	31.85

Manifold Gasket

STOCK NO	EACH
250203G	4.68



Brass Cap

Used to cap off extra manifold outlets

STOCK NO	EACH
250209C	9.76

Pro-Balance Stainless Steel Manifolds



- Gauge on each circuit of supply header reads in fractional gallons per minute, allowing quick, simple, and accurate balancing of each circuit.
- Tamper resistant circuit balancing valve(1.6Cv)
- Extruded Brass construction
- Air Vent
- Supply and return unions accept standard pipe thread
- Shipped completely assembled, ready to install (including mounting brackets) with supply and return shut-off unions, vents and fill ports

1" Pro-Balance Manifold with Gauges

DESCRIPTION	STOCK NO	EACH
2 circuit	381102	287.31
3 circuit	381103	339.02
4 circuit	381104	390.75
5 circuit	381105	448.20
6 circuit	381106	511.39
7 circuit	381107	563.12
8 circuit	381108	609.08
9 circuit	381109	678.04
10 circuit	381110	718.27
11 circuit	381111	775.73

Nickel Plated Raupex Manifold Connections



DESCRIPTION	STOCK NO	EACH
3/8" Raupex x Pro-Bal. Manifold	418315	10.21
1/2" Raupex x Pro-Bal. Manifold	418317	8.74
5/8" Raupex x Pro-Bal. Manifold	418318	10.92
3/4" Raupex x Pro-Bal. Manifold	418319	15.85

Stainless Steel Manifold Unions



Used to join two manifolds together

DESCRIPTION	STOCK NO	EACH
1" BSPP	316258	56.21

Stainless Steel Manifold End Cap



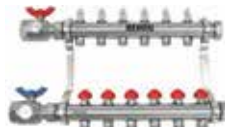
Used to cap off end of manifold header while eliminating usual end pieces

STOCK NO	EACH
316248	10.93

See pages 908-912 for Hydronic Controls & Accessories.

REHAU Radiant Heating Systems (00d)

reha.com



Pro-Balance XL Stainless Steel Manifolds

1 1/4" NPT supply and return manifold isolation ball valves with thermometer sockets and flat gaskets. Two 1 1/4" BSPP end caps with gaskets. Visual flow gauges (0-4 GPM) on supply side. Circuit balancing/isolation valves on return side. Mounting brackets, screws and vent key.

DESCRIPTION	STOCK NO	EACH
4 circuit	343375001	469.75
5 circuit	343376001	564.01
6 circuit	343377001	641.78
7 circuit	343378001	709.92
8 circuit	343379001	786.15

XL Stainless Steel Manifold Union Set

SIZE	STOCK NO	EACH
Pair 1 1/4"	343627001	356.93



Pro-Balance Air Vent/Boiler Drain

Includes union nuts, gaskets and caps. Opens with 1/4" turn key supplies with Manifold.

DESCRIPTION	STOCK NO	EACH
Brass	250226	94.47

Pro-Balance Brass Manifold Adapter

BSPP Female x Male BSPP Adapter for use with Manifolds to transition to Air Vent / Boiler Drain

SIZE	STOCK NO	EACH
1 1/4" x 1" with 1 1/4" gasket	343628001	50.74



Raupex Speed

- RAUPEX® SPEED hook-and-loop system is used in floors to efficiently and evenly distribute heat/cold from REHAU RAUPEX SPEED pipe into the room.
- System can be installed in concrete slab on grade, suspended slab or in a thin slab overpour.
- No Drilling or anchoring to surface
- Easy to adjust pipe layout
- No Specialized tools required
- Speeds installation by as much as 30%



Raupex O₂ Hook & Loop Barrier Pipe

SIZE	STOCK NO	EACH
1/2" x 300'	160950300	399.58
1/2" x 1000'	160950001	1331.93



Raupex Speed Mat R, Roll

SIZE	STOCK NO	EACH
3.1' x 52.9'	316110100	201.09



Raupex Speed Door Spreader

SIZE	STOCK NO	EACH
22.4" x 37.8"	104027001	190.93



Rehau Manifold Valve Actuator

STOCK NO	EACH
260166	55.63



Thermometers

STOCK NO	EACH
1 3/4" with 3/4" Solder Well Fitting 260967	91.91



Rehau Mini-Thermometer

STOCK NO	EACH
Fits 1" NPT Valves. 250218	21.53



Air Pressure Tester

STOCK NO	EACH
Allows convenient connection to air hose 257334	75.02



Rehau Temperature/Pressure Gauge

STOCK NO	EACH
266417	61.62



PVC Bend Guides

SIZE	STOCK NO	EACH
3/8, 1/2"	266170	3.31
5/8, 3/4"	266175	6.03

PVC Bend Support

SIZE	STOCK NO	EACH
1"	266180	10.62



Steel Support Bend

SIZE	STOCK NO	EACH
3/8, 1/2"	258408	3.46
5/8"	258798	5.13
3/4"	257249	6.43

ViegaPEX Barrier Pipe

Coil - Black with Red Stripe
Excellent for hydronic radiant heating applications.
160PSI@73°F • ASTM F 876/877 • NSF/ANSI 14 & 67

SIZE	STOCK NO	EACH
5/16" x 250'	HV11400	180.00
1/2" x 300'	HV11425	152.89
1/2" x 1000'	HV11436	509.63
1/2" x 1200'	HV11435	611.55
5/8" x 500'	HV11445	312.90
3/4" x 300'	HV11457	248.90
3/4" x 500'	HV11458	414.82
3/4" x 800'	HV11460	663.71
3/4" x 1000'	HV11462	829.63
1" x 150'	HV11465	266.67

ViegaPEX Barrier Pipe

Straight Lengths - Black with Red Stripe

SIZE	STOCK NO	EACH
3/4" x 20'	HV11500	16.60
1" x 20'	HV11505	35.56
1 1/4" x 20'	HV11510	56.32
1 1/2" x 20'	HV11515	96.80



Rapid Grid Barrier Panel

SIZE	STOCK NO	EACH
2' x 4' Panel	HV15216	24.33

System Pressurization Kit

For Viega NA stations and manifolds.
Connects to purge valve or SVC fittings.
(2) 1" NPT plugs included for testing manifolds.

DESCRIPTION	STOCK NO	EACH
0 - 100 psi	HV21210	86.22

Groove Tube Paste & Adhesive

SIZE	STOCK NO	EACH
10.3 oz.	HV14005	12.38

1 1/4" Stainless Steel Manifolds

1 1/4" NPT diameter supply/return manifolds come with 6 5/8" spacing brackets for compact mounting. System provides balancing and shut-off valves.

DESCRIPTION	STOCK NO	EACH
2 Outlet	HV15900	264.64
3 Outlet	HV15901	277.51
4 Outlet	HV15902	347.51
5 Outlet	HV15903	399.36
6 Outlet	HV15904	459.26
7 Outlet	HV15905	523.74
8 Outlet	HV15906	584.28

Manifold Outlet Cap

Stainless Steel

SIZE	STOCK NO	EACH
1"	HV15054	6.16

Manifold Ball Valve Set

Stainless Steel

SIZE	STOCK NO	EACH
1 1/4" x 1"	HV15056	71.96

Manifold Powerhead

Stainless Steel • 4 Wire

STOCK NO	EACH
HV15064	67.75

SVC Compression Pex Adapters

Attaches PEX tubing to Viega NA manifolds or other SVC connections.

PEX x SVC

SIZE	STOCK NO	EACH
5/16"	HV19007	8.81
3/8"	HV19008	10.11
1/2"	HV19009	8.57
5/8"	HV19010	10.03
3/4"	HV19011	18.12

SVC Adapter

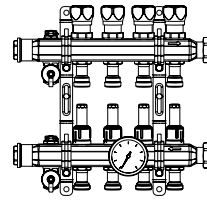
PEX x SVC • Sleeve INCLUDED

SIZE	STOCK NO	EACH
5/16"	HV89407	8.96
1/2"	HV89409	8.58

3/4" Zone Valve

Press connection, PEX Press outlet connection

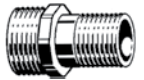
FINISH	STOCK NO	EACH
Bronze	HV17234	142.22



Male Adapter

MNPT x SVC

DESCRIPTION	STOCK NO	EACH
1/2"	HV19109	6.46
3/4"	HV19110	7.62



SVC Coupling

SVC x SVC

DESCRIPTION	STOCK NO	EACH
1/2" Coupling	HV19012	5.72



SVC Coupling

PEX x PEX

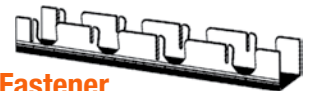
SIZE	STOCK NO	EACH
5/16"	HV19013	15.06
1/2"	HV19015	27.51
5/8"	HV19016	25.17
3/4"	HV19017	72.03



U-Channel Fastener

Tubing insertion points every 2 inches.


DESCRIPTION	STOCK NO	EACH
1/2" PEX - 6 1/2"	HV15310	10.10



Climate Panels

Used as a grid system to integrate 5/16" PEX tubing into the floor. Constructed of CDX fir plywood with an aluminum heat transfer sheet underneath.

DESCRIPTION	STOCK NO	EACH
7" x 48"	HV14021	15.70
U-Turn Strip	HV14035	22.09



Heat Transfer Plates

Heavy gauge aluminum heat transfer plates for 3/8" & 1/2" tubing, 4" wide x 8' long.

DESCRIPTION	STOCK NO	EACH
3/8" Groove	HV15207	25.57
1/2" Groove	HV15208	27.09

For additional
Press Fittings & Adapters
see page 1216

Geothermal Heating Systems ⁽²²⁾

bdmfginc.com

NOTE:
CORRECT FLOW CENTER SELECTION
IS BASED ON THE GEO FIELD IT WILL BE USED ON
 (Flow required, pipe sizes and lengths)
 One heat pump and one loop field requires a single circuit flow center.
 Two heat pumps and one loop field requires a two circuit flow center.

NOTE:
 All H₂O units must be installed with a buffer tank of
 10 gallons per nominal ton size with a recommended
 minimum of 1 1/4" porting & piping.



BUFFMAX

Not suitable for non-oxygen barrier tubing

Premium high capacity air eliminator (1/2" NPT).

2 1/2" diameter temperature and pressure indicator on the front.

HEIGHT	DIAMETER	CAPACITY US GALLONS	PRIMARY/SECONDARY CONNECTIONS	DRAIN CONNECTIONS	STOCK NO	PRICE
56"	18"	30	1 1/2" MNPT	3/4" NPT	BUFF30	1434.69
57"	22"	50	2" MNPT	3/4" NPT	BUFF50	1669.78
71"	24"	80	2 1/2" MNPT	3/4" NPT	BUFF80	2379.62
72 1/2"	28"	119	3" MNPT	3/4" NPT	BUFF120	2997.99

(27)

Pleated HE 40 Air Filters

FOR USE WITH	STOCK NO	EACH
4 Ton	26X26X1PLFI	21.37
5-6 Ton	26X30X1PLFI	24.32



Flow Centers

CIRCUITS	NO. PUMPS	TANK TYPE	CONNECTION TYPE	STOCK NO	PRICE
NO PUMPS - Field assembly required.					
1	0	PVC	1"	GT1NPFC	1108.80
2	0	Stainless Steel	1 1/4"	EAKFCSS	1489.95
QT Flow Centers					
1	1	PVC	1"	1230QFCM	1451.84
1	2	PVC	1"	2230QFCM	1697.85
2	4	Stainless Steel	1 1/4"	22EASS230QFCM	3031.88

XT Flow Centers

Designed for 7.5-12 ton GeoThermal units. Contains (2) UP43-100 pumps

1	2	Stainless Steel	1 1/4"	2230XTSS	2699.24
---	---	-----------------	--------	----------	---------

Consult the GeoThermal Department for flow center sizing assistance.

(24)

G2-116F Pump

QT Series Flow Centers ONLY

DESCRIPTION	STOCK NO	EACH
230v	G2116F	430.08

(21)

1" Flowmeter

STOCK NO	EACH
LDF359T1	181.07

(21)

"0" Rings

SIZE	STOCK NO	EACH
Large	LDFLO	2.42
Small	LDFSO	2.62

Geothermal Heating Systems ⁽²²⁾

residential.tetcogeo.com



ES4-W Series Water to Water System

- Radiant floor ready
- Flow switch protected
- Optional hot water generator (desuperheater)
- Copeland® UltraTech® two-stage scroll compressor
- Digital controls
- Oversized copper coaxial heat exchangers
- Rugged powder coated cabinet
- Insulated refrigerant circuit
- 1" FPT fittings

R410a refrigerant • Two Stage • 208-230V/1PH/60Hz

SIZE	STOCK NO	EACH
3 Ton	TWT036G11AAACSS	8865.91
4 Ton	TWT048G11AAACSS	10173.52
5 Ton	TWT060G11AAACSS	10988.03

MODEL NUMBER	CAPACITY	COOLING		HEATING	
		BTU/HR	EER	BTU/HR	COP
TWT036	Full load	42,000	16.0	36,400	3.0
TWT036	Part load	33,300	20.6	29,200	3.1
TWT048	Full load	49,400	15.1	44,100	3.0
TWT048	Part load	38,800	19.2	35,700	3.1
TWT060	Full load	57,800	14.6	53,200	3.0
TWT060	Part load	46,100	18.1	44,400	3.1

Flo-Link

For TWT060D & TWT048D Models

Double o-ring x 1" FPT

STOCK NO	EACH
GF3326	50.16

Hydronic Cased Coils

BTUH	STOCK NO	EACH
36,000	MCH036AST	1301.22
60,000	MCH060AST	2095.15

Model Number	Size (tons)	All Dimensions in Inches		
		Width	Depth	Height
MCH036	3	21"	21"	24"
MCH060	4 - 6	24 1/2"	21 1/2"	34"



Accessories

northernheatpump.com

Pressurized Flow Centers

Foamed Cabinet. Brass 3-way purge valve.

PUMP	STOCK NO	EACH
UP26-116F		
1	GF1055	1133.22
2	GF1056	1486.98
3	GF1231	1897.50
4	GF1232	2183.28



Silent Base Rubber Pad

SIZE	STOCK NO	EACH
27" x 34 3/4"	RPAD27351	133.39

RAP Switch

Reverse Acting Switch opens when water pressure drops

STOCK NO	EACH
69WR5	82.75

(02)

Spin Down Filter

1" SxS 40 Mesh

STOCK NO	EACH
140F	50.43

Hose Kit

1" FPT x 12' - Includes Fitting

STOCK NO	EACH
GF1101	146.17

(02)

Replacement Element

For Use With 1" 140F

STOCK NO	EACH
FS140	13.18

Concentric Water Fitting

Not For Marathon Water Heaters

STOCK NO	EACH
CWF	96.10

(08)

Adjustable Check Valves

MXF. Sch. 80 PVC

SIZE	STOCK NO	EACH
3/4"	34PVAJCV	20.38
1"	1PVAJCV	31.54



Split Heat Pump Condenser Section

R410a refrigerant, Copeland ultratech two-stage unloading compressor, white cabinet, desuperheater, copper heat exchanger.

Two Stage • 208-230/1/60 • For use with BMAC Series Coils

SIZE	STOCK NO	EACH
3 Ton	SM0361CSCF	5910.96
4 Ton	SM0481CSCF	6558.82
5 Ton	SM0601CSCF	7447.97

DX Series Vertical "A" Coils

For use with TA Series Condensers

SIZE	STOCK NO	EACH
Cased Coils • R410A		
4 Ton (SM048)	7738002734	1118.30
5 Ton (SM060)	7738002735	1491.60
Un-Cased Coils • R410A		
3 Ton (SM036)	7738002738	781.97
5 Ton (SM060)	7738002740	1424.54
BMAC Series Cased Coils		
3 Ton (SM036)	BMAC3036BNTD	822.10
4 Ton (SM048)	BMAC4248CNTF	1105.10
5 Ton (SM060)	BMAC4860CNTF	1258.75

Hydronic Air Handler Water Coil

Field installed Electric Kits Available

Vertical or Horizontal • ECM Motor

SIZE	STOCK NO	EACH
3 Ton	7738002717	2440.94
4 Ton	7738002718	2954.16
5 Ton	7738002719	3321.65

Booster

For 35 PSI Pressurized Systems

Maintains minimum loop pressure of 35#

STOCK NO	EACH
7738000334	616.70



TW-6000 Series Water to Water Heat Pumps

R410a refrigerant, Copeland ultratech two-stage unloading compressor, white cabinet, desuperheater.

Two Stage • 208-230/1/60

SIZE	STOCK NO	EACH
3 Ton	TW0351CSCFXX	8336.59
4 Ton	TW0491CSCFXX	9287.52
5 Ton	TW0611CSCFXX	11188.32

SM Series & Accessories

NOTE:
 The New Revision SM Vertical units do NOT come with the KW Electric or Pump Relay installed. These are now field installed. Check the unit description to verify and order separately as needed.



GreenSource SM Series Vertical Upflow Water to Air Packaged Units

R410-A refrigerant, ECM blower motors, constant CFM motor, desuperheater, LCD display, water connections in front, dual-gaugd aluminum evaporator coil, and increased serviceability.

Two Stage • 208-230/1/60 • COPPER HEAT EXCHANGER

SIZE	RETURN AIR LOCATION	STOCK NO	PRICE
3 TON	LEFT-HAND	SM0361VTCFLT	9996.10
3 TON	RIGHT-HAND	SM0361VTCFRT	9996.10
4 TON	LEFT-HAND	SM0481VTCFLT	10882.08
4 TON	RIGHT-HAND	SM0481VTCFRT	10882.08
5 TON	LEFT-HAND	SM0601VTCFLT	11721.60
5 TON	RIGHT-HAND	SM0601VTCFRT	11721.60

SmartStart Assist Kit

STOCK NO	EACH
8733957159	660.00

Internally Mounted Electric Heat Kits

7738003207 not available for SM036

KW HEATER - 208/230V	STOCK NO	EACH
7.8/9.6 kW	8733952088	278.78
10.8/14.4 kW	8733952089	460.42
14.4/19.2 kW	8733952090	531.17

Pump/Valve Relay

STOCK NO	EACH
8733951906	120.38

Centrotherm Vent Systems (324b)

centrotherm.us.com

(324c for 6"-12" ONLY)

InnoFlue® Vent Lengths

InnoFlue never requires glues, solvents or primers. Each component has a socket, and a male/female fitting connection. Apply Centrocerin lubricant and push together.



SIZE	STOCK NO	EACH
12" Lengths		
2" with Long Socket	ISVL02125	9.80
3" with Long Socket	ISVL03116	15.03
4" with Long Socket	ISVL0419	42.88
6"	ISVL0614	120.56
8"	ISVL081	181.89
10"	ISVL101	206.61
24" Lengths		
2" with Long Socket	ISVL02225	14.97
3" with Long Socket	ISVL03216	26.56
4" with Long Socket	ISVL0429	59.92
6"	ISVL0624	148.00
8"	ISVL082	196.75
10"	ISVL102	266.57
12"	ISVL122	584.41
36" Lengths		
2" with Long Socket	ISVL02325	18.81
3" with Long Socket	ISVL03316	39.28
4" with Long Socket	ISVL0439	84.61
6"	ISVL0634	233.43
8"	ISVL083	245.86
10"	ISVL103	400.72
12"	ISVL123	659.54
72" Lengths		
2" with Long Socket	ISVL02625	26.84
3" with Long Socket	ISVL03616	52.42
4" with Long Socket	ISVL0469	119.70
6"	ISVL0664	334.06
8"	ISVL086	456.28
10"	ISVL106	722.32
12"	ISVL126	925.03
108" Lengths		
12"	ISVL129	1387.56
120" Lengths		
2" with Long Socket	ISVL021016	40.89
3" with Long Socket	ISVL03109	80.92
4" with Long Socket	ISVL0410	212.40
6"	ISVL06104	469.52
8"	ISVL08102	685.63
10"	ISVL1010	1205.24

(324c for 6"-12" ONLY)

45° Elbows



SIZE	STOCK NO	EACH
2" with Long Socket	ISELS024520	12.79
3" with Long Socket	ISELS034512	22.39
4" with Long Socket	ISELS04456	40.61
6"	ISELS06452	114.70
8"	ISELS0845	191.76
10"	ISELS1045	376.64
12"	ISELS1245	757.10

(324c for 6"-12" ONLY)

87° Elbows



SIZE	STOCK NO	EACH
2" with Long Socket	ISELS028720	12.79
3" with Long Socket	ISELS038712	23.76
4" with Long Socket	ISELS04876	40.61
6"	ISELS06872	114.73
8"	ISELS0887	222.45
10"	ISELS1087	530.93
12"	ISELS1287	1040.61

Centrocerin Lubricant



A water based lubricant used to ease the assembly of InnoFlue® SW & Flex. Applied to both the gasket and male end of InnoFlue® components.

SIZE	STOCK NO	EACH
50 ml	IACE50100	9.85

(324c for 6" ONLY)

Tees



SIZE	STOCK NO	EACH
3"	IST03	115.97
4"	IST04	228.91
6"	IST06	288.22
10"	IST10	334.12
12"	IST12	859.30

(324c)

Velocity Cones



SIZE	STOCK NO	EACH
6" to 4"	ISVC0604	116.15
8" to 6"	ISVC0806	215.69

(324c for 4" to 6"-10" to 12" ONLY)

Centric Increaser

Transitions vent system to a larger diameter.



SIZE	STOCK NO	EACH
2" to 3"	ISIA0203	38.15
3" to 4"	ISIA0304	45.14
4" to 6"	ISIA0406	230.52
6" to 8"	ISIA0608	237.03
8" to 10"	ISIA0810	252.83
10" to 12"	ISIA1012	390.59

(324c for 6" to 4"-12" to 10" ONLY)

Centric Reducer

Transitions vent system to a smaller diameter.



SIZE	STOCK NO	EACH
3" to 2"	ISR0302	34.59
4" to 3"	ISR0403	107.43
6" to 4"	ISR0604	193.37
8" to 6"	ISR0806	226.87
10" to 8"	ISR1008	260.10
12" to 10"	ISR1210	829.59

(324c for 6" & 8" ONLY)

Support Clamps

Used as vertical or horizontal support. Space 78" in vertical and 39" in horizontal installations. Uses 3/8" threaded rod.



SIZE	STOCK NO	EACH
2"	IASC0220	15.32
3"	IASC0320	18.38
4"	IASC0420	22.98
6"	IASC0620	29.72
8"	IASC0820	30.58

(324c for 6"-12" ONLY)

Connector Rings

Supports loads of up to 99 lbs.



SIZE	STOCK NO	EACH
2"	IANS02100	5.83
3"	IANS0375	10.56
4"	IANS0450	12.25
6"	IANS06	28.51
8"	IANS08	35.21
10"	IANS10	42.49
12"	IANS12	69.47

Flue Clamp

Secures ISAGL appliance adaptors to appliance flue collar.



SIZE	STOCK NO	EACH
2"	IAFC02	22.50
3"	IAFC03	30.36

Appliance Adaptor PVC to PPS with Gasket



SIZE	STOCK NO	EACH
2"	ISAGL020210	24.55
3"	ISAGL030312	58.29
4"	ISAGL04048	75.42

(324c for 6" ONLY)

Appliance Adaptor

for Flue Collars with Hose Clamp
Adapts a female PVC/CPVC sized appliance collar with integrated gasket to InnoFlue® SW diameters



SIZE	STOCK NO	EACH
2"	ISAAL020224	24.55
3"	ISAAL030312	58.29
4"	ISAAL04048	75.42
6"	ISAAL0606	145.74

(324c for 6"-12" ONLY)

Commercial Appliance Adaptor

Adapts stainless steel flue outlets to InnoFlue® may require a vibration isolation boot.



SIZE	STOCK NO	EACH
4"	ISSA0404	103.85
6"	ISSA0606	200.28
8"	ISSA0808	240.58
10"	ISSA1010	268.63
12"	ISSA1212	529.75

(324c for 6" ONLY)

Appliance Adaptors



SIZE	STOCK NO	EACH
For KBN Series and Navien NFB-C		
3"	ISAAL030303	95.70
For KHN and KBX Series		
4"	ISAAL0404	108.60
For KBX Series		
6"	ISAAL0606	163.20

Centrotherm Vent Systems (324b)

centrotherm.us.com

Concentric Wall Termination



Made from PPs-UV outer and PPs-UV inner, the Concentric wall termination incorporates flue gas termination and combustion air intake. Use with InnoFlue® Concentric or with InnoFlue® SW by adding an ICTC adaptor. Includes support clamp and wall plates.

DIAMETERS	STOCK NO	EACH
2" / 4"	ICWT242	123.41
3" / 5"	ICWT352	133.21

(324c for 6"-12" ONLY)

Horizontal Drain Fitting



Use with any InnoFlue® siphon. Placed at the end of the last Branch Tee in a cascade configuration, the Horizontal Drain Fitting removes condensate from the system & allows for inspections & system clean out. 32mm O.D. drain.

SIZE	STOCK NO	EACH
3"	ISHDF03	166.71
4"	ISHDF04	184.45
6"	ISHDF06	307.64
8"	ISHDF08	433.50
10"	ISHDF10	561.89
12"	ISHDF12	704.11

(324c for 6"-12" ONLY)

Tee Cap with Drain



Use with any InnoFlue® siphon to drain condensate from the vent system.

SIZE	STOCK NO	EACH
3"	ISTCD03	150.52
4"	ISTCD04	158.45
6"	ISTCD06	240.59
8"	ISTCD08	244.92
10"	ISTCD10	252.83
12"	ISTCD12	322.17



Centrotherm

Flex Chimney Kits

- Base Support
- SW to Flex
- Coupler (2" only)
- Flex End Pipe
- Chimney Cover
- Connector Ring
- Spacers
- Centrocerin® Lubricant



SIZE	STOCK NO	EACH
2" x 25'	IFCK0225	653.56
2" x 50'	IFCK0250	893.43
3" x 25'	IFCK0325	656.99
3" x 50'	IFCK0350	956.91
4" x 25'	IFCK0425	983.94
4" x 50'	IFCK0450	1690.15

Twin Pipe / Concentric Reversible Adaptor

Reversible adaptor transitions between InnoFlue® SW and InnoFlue® Concentric. Reducer and vent length included.



DIAMETERS	STOCK NO	EACH
2" / 4"	ICTCR24	94.03

Twin Pipe / Concentric Reversible Adaptor

Reversible adaptor transitions between InnoFlue® SW and InnoFlue® Concentric.



DIAMETERS	STOCK NO	EACH
3" / 5"	ICCT3503	152.42

Universal Ball Valve Siphon

Attaches to any InnoFlue® drain to allow condensates to flow while unique ball valve assures combustion gases remain contained at higher temperatures. Comes with and can be installed with a barbed or compression fitting.



HEIGHT	WIDTH	LENGTH	STOCK NO	EACH
6.5"	4.5"	1.9"	IASJBVS	65.59

(324c for 6"-12" ONLY)

Bird Screens

PPS-UV Black

SIZE	MATERIAL	STOCK NO	EACH
2"	PPS-UV Black	IASPP0220	13.91
3"	PPS-UV Black	IASPP0320	24.48
4"	PPS-UV Black	IASPP04	34.45
6"	PPS-UV Black	IASPP06	58.06
8"	Stainless Steel	IASSS08	197.52
10"	Stainless Steel	IASSS10	237.03
12"	Stainless Steel	IASSS12	306.83



(324c)

InnoFlue® Tankless Total Install Kit

- Inspector Tag with Zip Tie
- (2) InnoFlue® Quick Guides
- InnoFlue® Installation & Operation Manual
- Intake/Exhaust Stickers
- (4) Long Sweep 87° Elbows
- (6) 24" Vent Lengths
- (2) 12" Vent Lengths
- (10) Connector Rings
- (8) Support Clamps
- Low Profile Wall Termination
- Centrocerin Lubricant

SIZE	STOCK NO	EACH
2"	IMTT2021	396.45

(324c for 6 x 36" ONLY)

Branch Tees

42° Y allows for the cascading or common venting of appliances.



SIZE	FEEDER	STOCK NO	EACH
3 x 36"	2"	ISBT030236	146.76
4 x 36"	2"	ISBT040236	158.45
6 x 36"	2"	ISBT060236	244.14

(324c)

Roof Flashing

Watertight flashing prevents leaks. Integrates easily with all InnoFlue Components.




SIZE	PITCH	STOCK NO	EACH
6"	Flat	IAPRF06	434.54
8"	Flat	IAPRF08	448.76
6"	3/12	IAPRF0603	497.74
6"	3/12	IAPRF0803	542.95

(324c)

Chimney Cover

Stainless steel termination with polypropylene end pipe incorporates a combustion air intake and flue gas termination in a single assembly.



SIZE	STOCK NO	EACH
6"	ISCM06	696.91
8"	ISCM08	821.68

"Metalbestos" Pipe and Fittings ⁽²⁸⁾

Gas Vent

selkirkcorp.com



Type RV Round Pipe

SIZE	STOCK NO	EACH
5' Lengths		
3"	3X5RV	37.34
4"	4X5RV	45.17
5"	5X5RV	52.40
6"	6X5RV	61.54
7"	7X5RV	93.93
8"	8X5RV	107.85
4' Lengths		
3"	3X4RV	30.28
4"	4X4RV	37.83
5"	5X4RV	44.08
6"	6X4RV	51.36
7"	7X4RV	79.59
8"	8X4RV	88.62
3' Lengths		
3"	3X3RV	23.22
4"	4X3RV	29.03
5"	5X3RV	34.25
6"	6X3RV	40.02
7"	7X3RV	65.07
8"	8X3RV	72.87
2' Length		
3"	3X2RV	19.12
4"	4X2RV	21.32
5"	5X2RV	26.07
6"	6X2RV	31.13
7"	7X2RV	50.73
8"	8X2RV	56.86
18" Lengths		
3"	3X18RV	14.41
4"	4X18RV	17.12
5"	5X18RV	19.75
6"	6X18RV	22.50
7"	7X18RV	36.97
8"	8X18RV	44.50
12" Lengths		
3"	3X12RV	12.01
4"	4X12RV	14.17
5"	5X12RV	16.75
6"	6X12RV	18.52
7"	7X12RV	28.70
8"	8X12RV	33.18
6" Lengths		
3"	3X6RV	11.62
4"	4X6RV	12.63
5"	5X6RV	14.46
6"	6X6RV	17.74



RV Adjustable Length

SIZE	STOCK NO	EACH
Type RV-12"		
3"	3X12ARV	15.34
4"	4X12ARV	18.21
5"	5X12ARV	20.66
6"	6X12ARV	23.45
7"	7X12ARV	30.73
Type RV-18"		
4"	4X18ARV	28.17
5"	5X18ARV	31.13

Class B chimney

is double wall pipe requiring 1" min. to combustible material. Inner pipe is aluminum.

Type RV

is 3" through 8" round pipe. Outside diameter is approx. 1/2" larger than the inside diameter.

Type R

is 10" through 48" round pipe. Outside diameter is approx. 1" larger than the inside diameter.

Type R Round Pipe

SIZE	STOCK NO	EACH
36" Lengths		
10"	10R36	182.30
12"	12R36	217.18
14"	14R36	361.25
16"	16R36	520.04
18"	18R36	642.04
18" Lengths		
10"	10R18	122.28
12"	12R18	144.40
14"	14R18	269.80
16"	16R18	337.07
18"	18R18	392.14

Type R Adjustable Length



SIZE	STOCK NO	EACH
18" Lengths		
10"	10R18A	181.01
12"	12R18A	183.91

90° Adjustable Elbow



Type RV

SIZE	STOCK NO	EACH
3"	3RVL	31.31
4"	4RVL	37.97
5"	5RVL	44.51
6"	6RVL	53.25
7"	7RVL	88.70
8"	8RVL	94.38

45° Adjustable Elbow



SIZE	STOCK NO	EACH
Type RV		
3"	3RV45L	18.75
4"	4RV45L	22.20
5"	5RV45L	26.07
6"	6RV45L	31.27
7"	7RV45L	47.63
8"	8RV45L	54.84
Type R		
10"	10R45L	179.21
12"	12R45L	191.15
14"	14R45L	299.87



Tee

SIZE	STOCK NO	EACH
Type RV		
3"	3RVT	46.26
4"	4RVT	48.01
5"	5RVT	52.34
6"	6RVT	56.31
7"	7RVT	65.44
8"	8RVT	89.98
Type R		
10"	10RTEE	319.53
12"	12RTEE	328.28
14"	14RTEE	583.79
16"	16RTEE	867.03
18"	18RTEE	1044.97



Tee Cap

SIZE	STOCK NO	EACH
Type RV		
3"	3RVCAP	3.32
4"	4RVCAP	3.73
5"	5RVCAP	4.88
6"	6RVCAP	5.72
7"	7RVCAP	9.78
8"	8RVCAP	11.53
Type R		
10"	10RTCAP	32.91
12"	12RTCAP	43.29
14"	14RTCAP	88.92
16"	16RTCAP	105.01
18"	18RTCAP	119.21



Fixed Wye

SIZE	STOCK NO	EACH
Type RV		
4"	4RVY	48.01
5x3"	5X3RVY	53.86
5x4"	5X4RVY	52.37
5x4x4"	5X4X4RVY	67.31
6x4"	6X4RVY	55.69

"Metalbestos" Pipe and Fittings ⁽²⁸⁾

Gas Vent

selkirkcorp.com



Draft Hood Connector

SIZE	STOCK NO	EACH
Type RV		
4"	4RVDHC	13.63
5"	5RVDHC	14.12
6"	6RVDHC	16.24
8"	8RVDHC	25.38



Increaser

SIZE	STOCK NO	EACH
Type RV		
3-4"	34RVI	26.56
3-5"	35RVI	29.63
3-6"	36RVI	30.17
4-5"	45RVI	25.34
4-6"	46RVI	26.64
5-6"	56RVI	26.38
6-7"	67RVI	33.12



Wall Thimble

Adjust 4 1/8" to 7" wall thickness

SIZE	STOCK NO	EACH
Type RV		
3"	3RVWT	19.84
4"	4RVWT	22.09
5"	5RVWT	24.81
6"	6RVWT	30.37
7"	7RVWT	37.43
8"	8RVWT	38.67



Pipe Collar


May be used as firestop for openings in floors, ceilings and walls

SIZE	STOCK NO	EACH
Type RV		
3"	3RVPC	5.99
4"	4RVPC	6.03
5"	5RVPC	6.25
6"	6RVPC	6.46



Storm Collar

SIZE	CODE	EACH
Type RV		
3"	3RVSC	3.10
4"	4RVSC	3.73
5"	5RVSC	7.46
6"	6RVSC	7.72
7"	7RVSC	9.70
8"	8RVSC	10.01
Type R		
10"	10RSC	17.01
12"	12RSC	22.07
14"	14RSC	47.36
16"	16RSC	91.30
18"	18RSC	143.88




Adjustable Roof Flashing Flat to 6/12 pitch

SIZE	CODE	EACH
Type RV		
3"	3RVAF	11.28
4"	4RVAF	12.75
5"	5RVAF	19.84
6"	6RVAF	27.73
7"	7RVAF	36.97
8"	8RVAF	40.06
Type R		
10"	10RF	75.41
12"	12RF	105.50
14"	14RF	239.36
16"	16RF	278.67
18"	18RF	395.28

6/12-12/12 pitch

SIZE	CODE	EACH
Type RV		
3"	3RVHF	31.67
4"	4RVHF	33.12
5"	5RVHF	39.48
6"	6RVHF	48.52
7"	7RVHF	63.38
8"	8RVHF	79.59



Tall Cone Flat Flashing

Flat roofs only

SIZE	STOCK NO	EACH
Type RV		
3"	3RVTF	23.22
4"	4RVTF	26.87
5"	5RVTF	29.93
6"	6RVTF	37.70
7"	7RVTF	47.73
8"	8RVTF	53.45
Type R		
10"	10RTF	91.95
12"	12RTF	136.61
14"	14RTF	283.26
16"	16RTF	336.68
18"	18RTF	417.35




Type RV Bird Proof Top

SIZE	STOCK NO	EACH
Type RV		
3"	3RVBT	17.34
4"	4RVBT	18.25
5"	5RVBT	25.08
6"	6RVBT	31.75
7"	7RVBT	50.22
8"	8RVBT	64.57



Type R Top

SIZE	STOCK NO	EACH
Type R		
10"	10RTOP	176.03
12"	12RTOP	214.11
14"	14RTOP	343.23
16"	16RTOP	441.47
18"	18RTOP	607.42



Quick Grip

Firestop spacer & pipe support. UL Listed

SIZE	STOCK NO	EACH
Type RV		
4"	4RVFSPU	22.14
6"	6RVFSPU	16.61



(27)

Vent-Fast

SIZE	STOCK NO	EACH
3"	3VEFA	16.19
4"	4VEFA	16.19
5"	5VEFA	17.11
6"	6VEFA	17.11
7"	7VEFA	17.58
8"	8VEFA	20.35
10"	10VEFA	24.98



Support Plate

Will support up to 50'

SIZE	STOCK NO	EACH
Type R		
10"	10RSP	88.92
12"	12RSP	123.03
14"	14RSP	161.24
16"	16RSP	184.98
18"	18RSP	194.63

Metalbestos Pipe and Fittings ⁽²⁸⁾

Platinum Series Ultra-Temp

selkirkcorp.com

The Ultra-Temp Type HT Chimney 6", 7", and 8" is intended for normal continuous operation at 1000 degrees fah. flue gas temperature at two inches clearance to enclosing combustible limits.

The Ultra-Temp Chimney in 10", 12", and 14" sizes is also intended for normal continuous use at not over 1000° f

Ultra-Temp chimney is compatible with Metalbestos SSII chimney



Insulated Pipe

For gas, oil, and wood firing

STOCK NO	EACH
6" Lengths	
6T6	120.79
8T6	171.43
9" Lengths	
6T9	130.32
7T9	160.21
18" Lengths	
6T18	164.93
8T18	262.28
10S18	328.08
36" Lengths	
6T36	293.23
7T36	378.37
8T36	443.28
10S36	645.79



Universal Roof Supports

Adjustable from 5-8"

STOCK NO	EACH
URSA	125.53



Universal Wall Support/Resupport Assembly

Adjustable from 5-8"

STOCK NO	EACH
UWRS	175.51



2-Insulated 15° Elbow with 1-Interior Resupport

15° Insulated elbows can be used for fixed offsets of 15° slope or in pairs for offsets adjustable from zero degrees to 30 degrees slope. Greater angles are prohibited by UL® Standard 103.

REQUIRED:

Locking bands (2 packaged with each kit) are to be used at each joint.

Each offset must be resupported.

Elbows rotate 360° to provide orientation required.

STOCK NO	EACH
6TEL15KIT	439.45
7TEL15KIT	494.79
8TEL15KIT	563.15



Wall Spacer

Maintains clearance when passing through a combustible wall.

STOCK NO	EACH
6TIWT	125.53
7TIWT	136.92
8TIWT	148.29



Anchor Plate

For use on masonry fireplace

STOCK NO	EACH
6TAP	102.70
8TAP	139.68



Insulated Tee with Plug

Used with a wall support kit for outdoor installation

STOCK NO	EACH
6TIT	414.42
7TIT	543.95
8TIT	613.47
10SIT	862.98



Roof Support Package


For freestanding fireplaces and cathedral ceiling installations

STOCK NO	EACH
10SRSP	398.42

Metalbestos Pipe and Fittings ⁽²⁸⁾

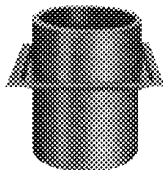
Ultra-Temp

selkirkcorp.com



Finish Support Package

STOCK NO	EACH
6TFSP.....	164.31
7TFSP.....	196.77
8TFSP.....	202.54



JS Joist Shield

STOCK NO	EACH
6TJS.....	50.13



Wall Band

Provides stability and clearance along outside wall. One every 8'.

STOCK NO	EACH
6TWB.....	54.95
7TWB.....	64.39
8TWB.....	70.50



Adjustable Roof Flashing

For 1/12 to 6/12 pitch

STOCK NO	EACH
6TAF.....	127.48
7TAF.....	146.13
8TAF.....	160.03
10SAF.....	186.17



Tall Cone Flashing

For flat roofs

STOCK NO	EACH
6TTF.....	170.64
8TTF.....	209.36
10STF.....	228.11




Storm Collar

STOCK NO	EACH
6TCO.....	22.71
78TCO.....	25.73
10SCO.....	44.43
12SCO.....	69.04



FC Finishing Collar

STOCK NO	EACH
6TFC.....	31.10
8TFC.....	42.90



Round Top

STOCK NO	EACH
6TCT.....	140.53
7TCT.....	191.72
8TCT.....	257.52
10SCT.....	462.46

Dripless Smoke Pipe Adapters

STOCK NO	EACH
6TDSAC.....	122.52
8TDSAC.....	137.26

Stainless Steel Vent and Accessories ⁽²²⁾

novaflex.com

Z-Vent Single Wall AL-294C Stainless Steel Special Gas Vent Pipe & Fittings

- 3-8" diameter
- Simple gasketed connection-no sealant needed
- Natural or propane gas

OEM specified & UL Listed Special Gas Vent for Category II, III & IV heating equipment.



Vent Pipe

SIZE	STOCK NO	EACH
6" Lengths		
3"	ZF3X6	21.46
12" Lengths		
3"	ZF3X12	27.33
4"	ZF4X12	32.77
5"	ZF5X12	43.51
6"	ZF6X12	46.80
7"	ZF7X12	59.10
8"	ZF8X12	68.95
18" Lengths		
3"	ZF3X18	43.46
4"	ZF4X18	48.86
5"	ZF5X18	64.02
6"	ZF6X18	68.95
7"	ZF7X18	86.20
8"	ZF8X18	101.80
24" Lengths		
3"	ZF3X24	55.16
4"	ZF4X24	60.03
5"	ZF5X24	74.71
6"	ZF6X24	80.44
7"	ZF7X24	98.52
8"	ZF8X24	112.46
36" Lengths		
3"	ZF3X36	68.76
4"	ZF4X36	77.71
5"	ZF5X36	96.88
6"	ZF6X36	106.73
7"	ZF7X36	137.10
8"	ZF8X36	151.68
48" Lengths		
5"	ZF5X48	119.85
6"	ZF6X48	133.00
7"	ZF7X48	163.36
8"	ZF8X48	198.65
60" Lengths		
3"	ZF3X60	123.56
4"	ZF4X60	142.58
120" Lengths		
3"	ZF3X120	189.71
4"	ZF4X120	234.97

Z-Vent Joint Lubrication

For use with Single or Double Wall Components

SIZE	STOCK NO	EACH
5.3oz.	2LUBE	25.91



Dow Corning Sealant

DESCRIPTION	STOCK NO	EACH
3 oz. Tube	440691	15.41
10 oz. Cartridge	440693	20.85

90° Elbow

SIZE	STOCK NO	EACH
3"	ZF3L	78.06
4"	ZF4L	82.75
5"	ZF5L	121.50
6"	ZF6L	133.81
7"	ZF7L	165.85
8"	ZF8L	182.25

45° Elbow

SIZE	STOCK NO	EACH
3"	ZF345L	68.55
4"	ZF445L	72.08
5"	ZF545L	100.99
6"	ZF645L	107.55
7"	ZF745L	127.25
8"	ZF845L	142.84

Horizontal Termination Box

SIZE	STOCK NO	EACH
3"	ZF3TEBO	60.49
4"	ZF4TEBO	61.86
5"	ZF5TEBO	98.52
6"	ZF6TEBO	102.99
7"	ZF7TEBO	108.97
8"	ZF8TEBO	114.95

Horizontal Termination Tee

DESCRIPTION	STOCK NO	EACH
3"	ZF3TETE	60.50
4"	ZF4TETE	66.75

Termination Coupling

DESCRIPTION	STOCK NO	EACH
3"	ZF3TECO	28.26

Universal Appliance Adapter

For use with UTICA SW Series Boilers

SIZE	STOCK NO	EACH
3"	ZF3UNAPAD	34.88
4"	ZF4UNAPAD	39.48
5"	ZF5UNAPAD	59.76
6"	ZF6UNAPAD	70.09
7"	ZF7UNAPAD	84.79
8"	ZF8UNAPAD	92.01

Saf-T Vent to Z-Vent

Flue Outlet Adapter for VSPH Boilers

SIZE	STOCK NO	EACH
3"	ZF3VEAD	32.69

Lochinvar Adapters

SIZE	STOCK NO	EACH
4"	ZF4LOCH	37.21
2"	2SVAKA02	105.71

Appliance Adapter

For use with Buderus GA-124

DESCRIPTION	STOCK NO	EACH
Stainless Steel	ZFGA124	31.73

Straight Tee

SIZE	STOCK NO	EACH
4"	ZF4TEE	82.40
5"	ZF5TEE	91.05
6"	ZF6TEE	100.13
7"	ZF7TEE	116.41
8"	ZF8TEE	139.56

Boot Tee

SIZE	STOCK NO	EACH
5"	ZF5BOTE	229.71
6"	ZF6BOTE	260.61
7"	ZF7BOTE	291.51
8"	ZF8BOTE	338.19

Vertical Drain Tee

DESCRIPTION	STOCK NO	EACH
3"	ZF3DRTEVE	75.64
4"	ZF4DRTEVE	87.20

Horizontal Drain Pipe

DESCRIPTION	STOCK NO	EACH
3"	ZF3DRPIHO	60.80
4"	ZF4DRPIHO	85.60

Tee Cap w/Drain

SIZE	STOCK NO	EACH
4"	ZF4TECA	42.90
5"	ZF5TECA	50.90
6"	ZF6TECA	53.22
7"	ZF7TECA	57.45
8"	ZF8TECA	60.07

Storm Collars

SIZE	STOCK NO	EACH
3"	ZF3STCO	27.01
4"	ZF4STCO	31.24
5"	ZF5STCO	41.81
6"	ZF6STCO	46.27
7"	ZF7STCO	50.76
8"	ZF8STCO	59.70

Flashing 0-30°

SIZE	STOCK NO	EACH
3"	ZF3ROFL	61.17
4"	ZF4ROFL	62.86
5"	ZF5ROFL	100.74
6"	ZF6ROFL	111.98
7"	ZF7ROFL	125.64
8"	ZF8ROFL	154.86

Rain Cap

SIZE	STOCK NO	EACH
3"	ZF3RACA	94.99
4"	ZF4RACA	98.16
5"	ZF5RACA	126.89
6"	ZF6RACA	140.30
7"	ZF7RACA	156.71
8"	ZF8RACA	177.62

Wall Thimbles

SIZE	STOCK NO	EACH
3"	ZF3WATH	50.58
4"	ZF4WATH	52.37
5"	ZF5WATH	58.51
6"	ZF6WATH	80.62
7"	ZF7WATH	80.62
8"	ZF8WATH	77.61



Flexi-Liner Kits

Flexi-Liner, rain cap, top adapter, top flashing, (2) angle supports, bottom mortar sleeve, bottom adapter, fasteners.

DIA.	LENGTH	STOCK NO	EACH
4"	25'	A2504	172.20
4"	35'	A3504	211.79
5"	35'	A3505	250.00
5.5"	35'	A3555	296.42
6"	35'	A3506	296.42
7"	35'	A3507	436.99



Conductor Pipe

10 foot, 26 Gauge

DIA.	STOCK NO	EACH
3"	MU120326	26.02
4"	MU120426	27.70

Liner Leader Cone

Used to guide and pull-down Flexi-Liner through masonry chimney.

DIA.	STOCK NO	EACH
4"	FX4PD	24.72
5"	FX5PD	24.72
5.5"	FX55PD	26.69
6"	FX6PD	26.69
7"	FX7PD	26.69

B-Flex Adapter

Universal adapter to go from Flexi-Liner to all types of Class B vent material.

SIZE	STOCK NO	EACH
4"	LBF04	26.69
5"	LBF05	28.85



(28)

Double Wall Flex Connector

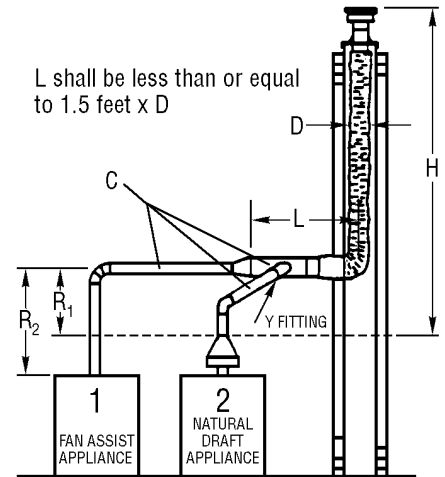
SIZE	STOCK NO	EACH
5' Lengths		
4"	4DWC5	123.88
5"	5DWC5	146.01
4' Lengths		
4"	4DWC4	112.30
3' Lengths		
4"	4DWC3	96.32
5"	5DWC3	114.91
2' Length		
5"	5DWC2	100.97

TWO OR MORE CATEGORY I APPLIANCES

(Appliances listed for use with B-Vent)
GAS VENT CAPACITY FOR CORRUGATED LINERS:
 (Derated 20% from B-Vent Tables)

General Venting Requirements


- Flexi-Liner systems are UL/ULC Listed for masonry chimneys serving Category I natural gas/propane fired appliances.
- Venting gas fired appliances into unlined masonry chimneys is prohibited. A "Listed" liner or a tile liner conforming to code must be utilized. Misaligned and/or cracked tiles do not constitute a "code" liner.
- "Fan Assisted" appliances, on their own, shall not be vented into tile lined chimneys unless a "Listed" lining system is installed.
- The air space around an installed Flexi-Liner system must not be used to vent other appliances.
- The Flexi-Liner system may be smaller in diameter than the outlet of the appliance being served provided:
 - the vent height is at least 10 feet.
 - the liner is not more than one table size smaller.
 - the "FAN MAX" is reduced by 10% if the appliance is "fan assisted".
 - the outlet is larger than 4" if the appliance is "natural draft".
- A Flexi-Liner system venting more than one appliance shall not be smaller diameter than the outlet of the largest appliance being served.
- If the tables permit a choice of more than one Flexi-Liner diameter, the smallest permitted diameter is preferred.
- If the vent system contains more than two 90° elbows, the maximum capacity shall be reduced by 10% for each additional 90° elbow or equivalent offset(s).
- Vent connectors shall be installed in a manner such as stated in the current National Fuel Gas Code.
- The installation of gas vents shall adhere to local code requirements.



Height "H"	Connector Double or Single Wall "C"	Flex-Liner Common Vent Diameter - "D" (inches)																	
		4"		5"			5.5"			6"			7"			8"			
		FAN	NAT	NAT	FAN	NAT	NAT	FAN	NAT	NAT	FAN	NAT	NAT	FAN	NAT	NAT	FAN	NAT	NAT
15'	Double	100	90	73	156	131	115	192	157	140	227	182	165	342	282	224	445	355	292
	Single	97	86	70	151	127	112	186	152	136	220	177	160	333	274	219	435	347	286
25'	Double	116	104	88	184	157	138	227	189	168	270	221	198	409	341	268	537	434	350
	Single	111	100	84	178	152	134	220	183	163	262	214	192	398	332	261	524	423	342
30'	Double	122	110	94	195	168	148	242	203	181	289	238	213	438	367	288	576	468	376
	Single	116	106	90	189	162	143	235	196	175	280	229	206	426	357	279	562	456	367
35'	Double	125	113	98	202	175	154	252	212	188	301	249	222	457	385	300	603	492	392
	Single	119	109	93	195	168	148	243	204	181	291	239	214	444	374	291	588	479	382
45'	Double	151	119	104	216	189	166	271	230	203	325	271	240	494	420	326	656	541	424
	Single	125	114	99	208	180	158	261	220	194	314	260	229	480	407	316	640	526	413

Flue Liners

3' Length



SIZE	STOCK NO	EACH
Seamed Alluminum Liner		
6"	6X3SEALLI	28.79
Stainless Steel		
7"	7X3SSFLLI	77.87



Aluminum Pipe

Part No. ALP

SIZE	STOCK NO	EACH
3x2'	3X2AL	10.24
4x2'	4X2AL	10.24
4x5'	4X5AL	21.16
5x2'	5X2AL	12.75
6x2'	6X2AL	14.34
7x2'	7X2AL	18.13
8x2'	8X2AL	20.38
10x2'	10X2AL	27.70



90° Elbow

Part No. AL90/SS90


SIZE	STOCK NO	EACH
Aluminum Adjustable		
3"	3ALL	7.30
4"	4ALL	4.57
5"	5ALL	9.34
6"	6ALL	7.66
7"	7ALL	13.87
Stainless Steel Adjustable		
6"	6SSL	79.48
8"	8SSL	109.44

Aluminum Taper Increaser/Reducer

Part No. AL58




SIZE	STOCK NO	EACH
4x3"	4X3ALRI	20.26
5x4"	5X4ALRI	20.26
6x4"	6X4ALRI	21.21
6x5"	6X5ALRI	22.01



90° Vent Saddles

Part No. AL208/207

SIZE	STOCK NO	EACH
90° - Aluminum		
3"	3ALSA90	16.18
4"	4ALSA90	19.32
90° - Galvanized		
3"	3SA90	11.42
4"	4SA90	13.70
5"	5SA90	16.49
6"	6SA90	13.94
7"	7SA90	20.02
8"	8SA90	17.32



45° Vent Saddles

Part No. AL208/208

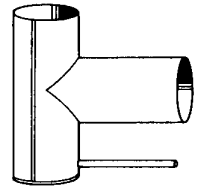
SIZE	STOCK NO	EACH
45° - Aluminum		
3"	3ALSA45	17.94
4"	4ALSA45	21.12
5"	5ALSA45	23.89
45° - Galvanized		
3"	3SA45	12.21
4"	4SA45	14.29
5"	5SA45	18.10
6"	6SA45	16.52
8"	8SA45	25.71



Aluminum Tee

Part No. AL54

SIZE	STOCK NO	EACH
3"	3ECT	32.16
4"	4ECT	32.16
5"	5ECT	35.21
6"	6ECT	38.79
7"	7ECT	51.76
8"	8ECT	70.93



Drip Tee

Part No. 5732

SIZE	STOCK NO	EACH
Aluminum		
3"	3ALDRT	48.30
4"	4ALDRT	48.75
5"	5ALDRT	49.65
6"	6ALDRT	60.03
7"	7ALDRT	72.40
8"	8ALDRT	90.86
10"	10ALDRT	137.40
12"	12ALDRT	174.94



Stainless Steel Plain Tee

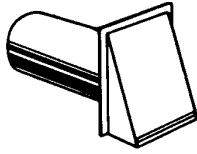
Part No. SS54

SIZE	STOCK NO	EACH
6"	6SST	138.16



Southwark Vent Pipe and Fittings ⁽²⁹⁾

southwarkmetal.com



Fresh Air Intake

Part No. 36

SIZE	STOCK NO	EACH
4"	4FRAIIN	10.92
5"	5FRAIIN	12.91
6"	6FRAIIN	15.35
7"	7FRAIIN	19.22
8"	8FRAIIN	19.84
10"	10FRAIIN	39.43
12"	12FRAIIN	101.81

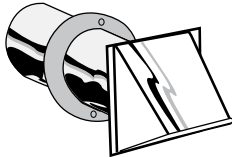


(27)

Make-up Air System

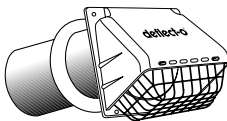
Adjustable gate provides precise airflow control

SIZE	STOCK NO	EACH
6"	MAS2	53.67



Laundry Vents

SIZE	STOCK NO	EACH
3"	3LAVE	6.98
4"	4LAVE	6.98



4" Dryer Vent Hood

Pipe and collar assembled.

COLOR	STOCK NO	EACH
White	4RVHAW	6.33
Brown	4RVHXB	6.33



DeFlect-o Under-Eve Vent Cover

For 3" or 4" Openings

COLOR	STOCK NO	EACH
White	EVE6	8.87

Flat Single Wall Flashing

Part No. 141

SIZE	STOCK NO	EACH
4"	4FLAFL	41.61
6"	6FLAFL	46.50
8"	8FLAFL	62.61



Flex Hose

SIZE	STOCK NO	EACH
931 Aluminum 4"x8'	S9314	10.05



VC923 Hose Clamps


SIZE	STOCK NO	EACH
3"	3HOCL	1.20



Round Vertical Diverter

Part No. 95

SIZE	STOCK NO	EACH
4"	954	44.41
5"	955	47.00
6"	956	59.17



Adjustable Roof Flashing

Part No. 140

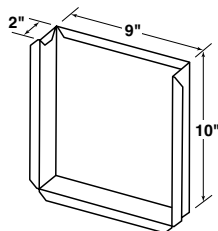
SIZE	STOCK NO	EACH
4"	4ADJFL	28.22
6"	6ADJFL	45.26
8"	8ADJFL	61.66



Single Wall Storm Collar

Part No. 142

SIZE	STOCK NO	EACH
4"	4SWSC	9.62
6"	6SWSC	12.59
8"	8SWSC	15.71



Furnace-Mount Literature Rack

SIZE	STOCK NO	EACH
9"x10"x 2"	LITRACK	5.19

Blacktite



Pipe

Part No. BP24/BP36

SIZE	STOCK NO	EACH
6x24"	6X24BT	19.29
7x24"	7X24BT	22.11
8x24"	8X24BT	24.83
6x36"	6X36BT	28.06
8x36"	8X36BT	36.02



90° Adjustable Elbow

Part No. BP90

SIZE	STOCK NO	EACH
6"	6BTL	16.61
7"	7BTL	19.83
8"	8BTL	22.54



Tee

Part No. BP54

SIZE	STOCK NO	EACH
6"	6BTT	38.65



Reducer/Increaser

Part No. BP58

SIZE	STOCK NO	EACH
6x5"	6X5BTR	26.88
7x6"	7X6BTR	27.49
7x6"	7X6BTR	27.49
8x6"	8X6BTR	30.76

Sheet Metal & Fittings

southwarkmetal.com

Sheet Metal ^(00e)



Galvanized Price Per Sheet

SIZE/GAUGE	WEIGHT	STOCK NO	EACH
36" x 96"			
24 Gauge	27.75	36X9624	31.01
26 Gauge	21.75	36X9626	25.68
28 Gauge	18.75	36X9628	20.73
48" x 96"			
24 Gauge	37.00	48X9624	40.76
26 Gauge	29.00	48X9626	33.81
28 Gauge	24.40	48X9628	29.24
48" x 120"			
22 Gauge	46.24	48X12022	62.04
24 Gauge	46.24	48X12024	50.89
26 Gauge	36.25	48X12026	42.23
60" x 120"			
24 Gauge	57.71	60X12024	63.66
26 Gauge	45.38	60X12026	52.75

Duct Fittings ⁽²⁹⁾

Left Reverse Elbow

Part No. WS7L

SIZE	STOCK NO	EACH
12 x 8"	REL128	101.79
14 x 8"	REL148	101.79
16 x 8"	REL168	107.74
18 x 8"	REL188	107.74



Center Reverse Elbow

Part No. WS7C

SIZE	STOCK NO	EACH
12 x 8"	REC128	101.79
14 x 8"	REC148	101.79
16 x 8"	REC168	107.74
18 x 8"	REC188	107.74
20 x 8"	REC208	113.11



Right Reverse Elbow

Part No. WS7R

SIZE	STOCK NO	EACH
12 x 8"	RER128	101.79
14 x 8"	RER148	101.79
16 x 8"	RER168	107.74
18 x 8"	RER188	107.74




Duct Cleats ⁽²⁹⁾

"S" Cleat

Part No. 6S


SIZE	STOCK NO	EACH
8"	8SCL	.64
10"	10SCL	.64
12"	12SCL	.71
14"	14SCL	.80
16"	16SCL	.92
18"	18SCL	1.14
20"	20SCL	1.23
24"	24SCL	1.49
60"	60SCL	3.39



Standing "S" Cleat

Part No. 37

SIZE	STOCK NO	EACH
25"	25STSCCL	2.89
60"	60STSCCL	4.74
10'	120STSCCL	18.27



(27) Duro Dyne Standing "S" Cleat

22 gauge • 1 inch


SIZE	STOCK NO	EACH
10'	DD13235	36.64



Drive Cleat

Part No. 8D

SIZE	STOCK NO	EACH
8"	8DRCL	.40
10"	10DRCL	.50
12"	12DRCL	.92
60"	60DRCL	2.63



Southwark Duct and Fittings ⁽²⁹⁾

southwarkmetal.com



Duct

SIZE	STOCK NO	EACH
Part No. TD48		
8x8x48	8X8X4DU	22.14
10x8x48	10X8X4DU	25.15
10x10x48	10X10X4DU	34.67
12x8x48	12X8X4DU	27.75
12x10x48	12X10X4DU	39.27
12x12x48	12X12X4DU	48.47
14x8x48	14X8X4DU	32.01
14x10x48	14X10X4DU	39.69
14x12x48	14X12X4DU	52.18
14x14x48	14X14X4DU	76.45
16x8x48	16X8X4DU	35.71
16x10x48	16X10X4DU	42.77
16x12x48	16X12X4DU	55.83
18x8x48	18X8X4DU	38.51
18x10x48	18X10X4DU	51.66
20x8x48	20X8X4DU	43.98
20x10x48	20X10X48DU	55.52
20x12x48	20X12X4DU	66.26
22x8x48	22X8X4DU	48.66
24x8x48	24X8X4DU	52.33
24x10x48	24X10X4DU	64.01
25x10x48	25X10X4DU	74.72
26x8x48	26X8X4DU	79.13
30x8x48	30X8X4DU	86.85

Part No. TD60		
8x8x60	8X8X5DU	30.97
10x8x60	10X8X5DU	33.03
10x10x60	10X10X5DU	35.38
12x8x60	12X8X5DU	34.74
12x10x60	12X10X5DU	40.46
14x8x60	14X8X5DU	41.71
14x10x60	14X10X5DU	46.33
16x8x60	16X8X5DU	46.33
16x10x60	16X10X5DU	48.82
18x8x60	18X8X5DU	49.22
18x10x60	18X10X5DU	54.79
20x8x60	20X8X5DU	53.58
20x10x60	20X10X5DU	58.21
22x8x60	22X8X5DU	59.91
22x10x60	22X10X5DU	65.17
24x8x60	24X8X5DU	61.17
24x10x60	24X10X5DU	69.10
25x10x60	25X10X5DU	71.35
25x12x60	25X12X5DU	110.55
26x8x60	26X8X5DU	101.27

Part No. TD96		
8x8x96	8X8X8DU	45.08
10x8x96	10X8X8DU	46.95
12x8x96	12X8X8DU	52.09
14x8x96	14X8X8DU	57.83
16x8x96	16X8X8DU	63.98
18x8x96	18X8X8DU	71.10
20x8x96	20X8X8DU	75.57
24x8x96	24X8X8DU	89.91

Trunk Reducers

SIZE	STOCK NO	EACH
12x8" to 8x8"	128X88TRRE	35.07
14x8" to 10x8"	148X108TRRE	35.07
14x8" to 12x8"	148X128TRRE	35.07
14x10" to 14x8"	1410X148TRRE	71.60
14x12" to 14x10"	1412X1410TRRE	81.57
16x8" to 12x8"	168X128TRRE	35.07
16x8" to 14x8"	168X148TRRE	35.07
18x8" to 16x8"	188X168TRRE	35.07

Transition

2" Rise • Part No. 23AT

SIZE	STOCK NO	EACH
12x8	12X8TR	55.74
14x8	14X8TR	55.74
16x8	16X8TR	63.85
18x8	18X8TR	64.96
20x8	20X8TR	66.26
22x8	22X8TR	72.05
24x8	24X8TR	81.67

90° Shortway Elbow

Part No. 16S

SIZE	STOCK NO	EACH
8x8	8X8DS90	27.80
10x8	10X8DS90	29.46
10x10	10X10DS90	40.79
10x16	10X16DS90	47.04
12x8	12X8DS90	30.59
12x10	12X10DS90	42.45
14x8	14X8DS90	31.57
14x10	14X10DS90	43.73
14x12	14X12DS90	54.91
14x14	14X14DS90	64.22
16x8	16X8DS90	34.67
18x8	18X8DS90	37.66
18x10	18X10DS90	48.68
20x8	20X8DS90	39.31
20x10	20X10DS90	52.45
22x8	22X8DS90	42.35
24x8	24X8DS90	45.57
24x10	24X10DS90	60.29
25x10	25X10DS90	98.89

45° Shortway Angle

Part No. 15S

SIZE	STOCK NO	EACH
8x8	8X8DS45	25.26
8x12	8X12DS45	26.64
10x8	10X8DS45	25.95
10x16	16X10DS45	44.67
10x20	20X10DS45	49.50
12x10	12X10DS45	40.31
14x8	14X8DS45	28.98
14x10	14X10DS45	41.61
16x8	16X8DS45	30.12
18x8	18X8DS45	32.68
20x8	20X8DS45	35.59
22x8	22X8DS45	40.26
24x8	24X8DS45	43.46
24x10	24X10DS45	65.15
25x10	25X10DS45	67.66

No 212FSD Cap

For use with slips and drives

Part No. 21

SIZE	STOCK NO	EACH
8x8	8X8CAPSD	7.58
10x8	10X8CAPSD	7.79
10x10	10X10CAPSD	9.17
10x16	10X16CAPSD	10.62
12x8	12X8CAPSD	7.96
12x10	12X10CAPSD	9.90
14x8	14X8CAPSD	8.13
14x10	14X10CAPSD	10.24
16x8	16X8CAPSD	8.30
18x8	18X8CAPSD	8.30
20x8	20X8CAPSD	8.43
20x10	20X10CAPSD	11.00
22x8	22X8CAPSD	8.43
24x8	24X8CAPSD	10.55
24x10	24X10CAPSD	15.07
25x10	25X10CAPSD	15.07
26x8	26X8CAPSD	15.74

End Cap

Part No. 21

SIZE	STOCK NO	EACH
12x12	12X12CAP	10.24
14x12	14X12CAP	10.62
16x12	16X12CAP	11.30
20x12	20X12CAP	12.59

Offset Starting Collar

2" Rise • Part No. 23

SIZE	STOCK NO	EACH
8x8	8X8OFCO	34.27
10x8	10X8OFCO	35.36
12x10	12X10OFCO	43.35
16x10	16X10OFCO	47.44
20x10	20X10OFCO	53.15
12x8	12X8OFCO	36.43
14x8	14X8OFCO	38.01
14x10	14X10OFCO	45.38
16x8	16X8OFCO	42.97
18x8	18X8OFCO	45.86
20x8	20X8OFCO	47.16
22x8	22X8OFCO	50.74
24x8	24X8OFCO	52.14

Straight Starting Collar

Part No. 20

SIZE	STOCK NO	EACH
8x8	8X8CO	13.62
10x8	10X8CO	15.02
12x10	12X10CO	20.55
16x10	16X10CO	25.36
12x8	12X8CO	15.22
14x8	14X8CO	15.40
14x10	14X10CO	21.94
14x12	14X12CO	25.36
16x8	16X8CO	19.53
18x8	18X8CO	21.28
18x10	18X10CO	26.69
20x8	20X8CO	22.92
20x10	20X10CO	28.44
22x8	22X8CO	25.62
22x10	22X10CO	30.62
24x8	24X8CO	27.65
24x10	24X10CO	37.37
25x10	25X10CO	38.18
25x14	25X14CO	32.14

90° Broadway Elbow

Part No. 14S

SIZE	STOCK NO	EACH
8x8	8X8DL90	35.50
10x8	10X8DL90	35.98
10x12	12X10DL90	44.31
10x16	16X10DL90	54.60
12x8	12X8DL90	39.31
14x8	14X8DL90	42.56
14x10	14X10DL90	52.54
14x12	14X12DL90	64.84
14x14	14X14DL90	115.01
16x8	16X8DL90	47.82
18x8	18X8DL90	48.25
20x8	20X8DL90	54.15
20x10	20X10DL90	70.86
22x8	22X8DL90	69.77
24x8	24X8DL90	73.08
24x10	24X10DL90	81.62
25x10	25X10DL90	148.43

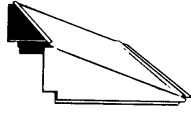
45° Broadway Angle

Part No. 13S

SIZE	STOCK NO	EACH
8x8	8X8DL45	26.64
8x10	8X10DL45	28.61
10x10	10X10DL45	39.77
10x20	10X20DL45	58.72
12x8	12X8DL45	32.42
12x10	12X10DL45	42.96
14x8	14X8DL45	34.91
14x10	14X10DL45	46.57
16x8	16X8DL45	37.61
16x10	16X10DL45	50.10
18x8	18X8DL45	41.59
20x8	20X8DL45	44.76
24x8	24X8DL45	55.10
24x10	24X10DL45	80.86
25x10	25X10DL45	106.78

Duct Reducer

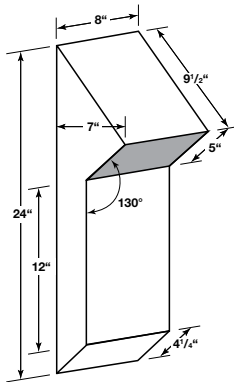
Part No. 35



SIZE	STOCK NO	EACH
0-2	.02DURE	10.24
2"	.0210DURE	12.13
0-4	.04DURE	10.81
4"	.0410DURE	12.68
0-6	.06DURE	11.49
0-8	.08DURE	14.34

Snowvent

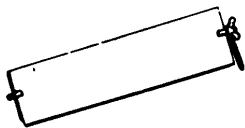
Primarily used to raise a vent above the snow line on the side of a house.



STOCK NO	EACH
SNOWVENT	102.94

Volume Damper


Part No. 42



SIZE	STOCK NO	EACH
8x8	.8X8DA	11.28
10x8	.10X8DA	11.28
12x8	.12X8DA	11.28
14x8	.14X8DA	11.28
16x8	.16X8DA	11.28
18x8	.18X8DA	11.28
20x8	.20X8DA	12.25
24x8	.24X8DA	12.25

Joist Panning

Part No. 48/AL48



SIZE	STOCK NO	EACH
No 16 - Galvanized		
16 1/2 x 36"	.36JOPA	7.44
16 1/2 x 48"	.48GJOPA	15.47
No 16A - Aluminum		
16 1/2 x 48"	.48JOPA	14.88

Filter Rack

Part No. FR



SIZE	STOCK NO	PRICE
14 x 20"	14X20FIRA	26.33
14 x 25"	14X25FIRA	34.57
16 x 20"	16X20FIRA	19.51
16 x 25"	16X25FIRA	19.51
20 x 25"	20X25FIRA	36.94

Square to Round High Efficiency Adhesive Takeoff

Part No. ATHEWD



SIZE	STOCK NO	EACH
5"	.5ADTO	24.77
6"	.6ADTO	19.38
7"	.7ADTO	21.52
8"	.8ADTO	24.12
9"	.9ADTO	35.52
10"	.10ADTO	36.95
12"	.12ADTO	44.36
14"	.14ADTO	49.01
16"	.16ADTO	50.72

Duct Takeoff with Adhesive

Part No. ATT, With Damper ATD



SIZE	STOCK NO	EACH
4"	.4ADDTO	10.09
6"	.6ADDTO	7.06
6" with Damper	.6ADHDUWD	14.39
7" with Damper	.7ADHDUWD	18.48
8" with Damper	.8ADHDUWD	16.61
10" with Damper	.10ADHDUWD	20.88
12" with Damper	.12ADHDUWD	25.47

Round Pipe Takeoff

Part No. ATTRP_NG

SIZE	STOCK NO	EACH
5"	.5RDTO	9.55
6"	.6RDTO	9.13
8"	.8RDTO	10.31

Round Pipe Takeoff with Adhesive

Part No. ATTRP, With Damper ATDRP



SIZE	STOCK NO	EACH
6"	.6RDADTO	9.13
7"	.7RDADTO	15.59
8"	.8RDADTO	16.59
6" with Damper	.6RDADTOWD	20.64
8" with Damper	.8RDADTOWD	25.26

Conical Adhesive Takeoff with Damper

Part No. ATDBM

SIZE	STOCK NO	EACH
6"	.6ADCTO	22.97
8"	.8ADCTO	27.20
10"	.10ADCTO	32.82
12"	.12ADCTO	39.17

Speedi Boot

SIZE	STOCK NO	EACH
4 x 10"	.SBH410	13.11
4 x 12"	.SBH412	14.05

Takeoff with Scoop

Part No. 97LSWDS



SIZE	STOCK NO	EACH
6"	.T27S6	9.95
10"	.T27S10	19.60

Adjustable Pivot Take-off

Part No. S5



SIZE	STOCK NO	EACH
5"	.S55	14.60
6"	.S56	11.19
7"	.S57	19.91

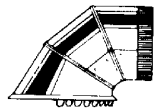
Adjustable Take-off with Long Gore

Part No. S5-LG

SIZE	STOCK NO	EACH
6"	.S56LG6	17.61

Half Tab Take-off

Part No. HT156



SIZE	STOCK NO	EACH
4"	.T54	9.55
5"	.T55	9.55
6"	.T56	6.75
7"	.T57	10.17

Half Tab Take-off Long Gore

Part No. HT15LG6

SIZE	STOCK NO	EACH
4"	.T54LG	17.72
5"	.T55LG	11.82
6"	.T56LG	11.64
7"	.T57LG	14.34

Full Tab Take-off

Part No. EP15

SIZE	STOCK NO	EACH
6"	.T76	6.75
7"	.T77	10.92
8"	.T78	14.51

Universal Take-off Elbow

Part No. AT90

Can be adjusted to any angle or used straight. Easy install: cut hole, install fitting and bend tabs.



SIZE	STOCK NO	EACH
6"	.TE6	7.77
7"	.TTOL	17.09

Zero Rise Take-off

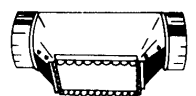
Part No. 62



SIZE	STOCK NO	EACH
6"	.T156	11.23

Double Top Take-off

Part No. 64



SIZE	STOCK NO	EACH
6"	.T176	31.88

24 Gauge Angles

SIZE	STOCK NO	EACH
1" x 3" x 18"	.ANG181X3	1.65



Southwark Duct and Fittings ⁽²⁹⁾

southwarkmetal.com

Metal Collar

28 Ga. Galvanized Steel
per ASTM A653 CS Type B



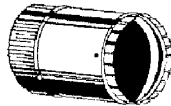
SIZE	STOCK NO	EACH
Crimped • Part No. 1051		
3"	3CCO	3.29
4"	4CCO	3.29
5"	5CCO	3.29
6"	6CCO	2.40
7"	7CCO	3.74
8"	8CCO	2.77
10"	10CCO	6.70
12"	12CCO	7.80
14"	14CCO	8.86
16"	16CCO	11.42
18"	18CCO	14.69

No Crimp • Part No. 1050

SIZE	STOCK NO	EACH
3"	3NCCO	3.29
4"	4NCCO	3.29
5"	5NCCO	3.29
6"	6NCCO	3.29
7"	7NCCO	3.74
8"	8NCCO	4.07
9"	9NCCO	6.23
10"	10NCCO	6.70
12"	12NCCO	7.80
14"	14NCCO	8.86

Plain Flex Duct Take-off

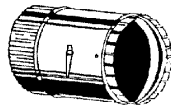
Part No. 97LS



SIZE	STOCK NO	EACH
4"	T274	3.62
5"	T275	3.62
6"	T276	3.62
7"	T277	4.13
8"	T278	4.60
10"	T2710	7.28
12"	T2712	7.85

Flex Duct and Collar with Damper


Part No. 97LSWD



SIZE	STOCK NO	EACH
4"	T27D4	11.30
6"	T27D6	11.30
8"	T27D8	13.22
10"	T27D10	14.29
12"	T27D12	21.05

Pipe and Damper Section

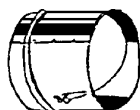
Part No. 40



SIZE	STOCK NO	EACH
6"	6PDS	9.55

Metal Spin-in with Damper

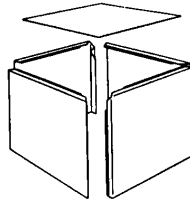
Part No. 156D



SIZE	STOCK NO	EACH
6"	156D6	11.14
8"	156D8	12.91
10"	156D10	16.28
12"	156D12	19.84

Universal Plenum

Part No. 49P/49T/49C



SIZE	STOCK NO	EACH
Plenum Panel		
20x34"	20X34UNPLPA	31.17
20x47"	20X47UNPLPA	41.10
24x47"	24X47UNPLPA	46.74


Universal Plenum Top

20x20"	20X20UNPLTO	15.59
24x24"	24X24UNPLTO	21.88

Custom Plenum

16x20x48"	16X20X48CUPL	230.68
161/2 x20x48"	1612X20X48CUPL	227.25
191/2 x20x48"	1912X20X48CUPL	256.37
*20x20x48"	20X20X48CUPL	159.35
*24x24x48"	24X24X48CUPL	252.94

*Plenums may be trimmed to size.



Return Air Support Box For Filters

SBF Series - With Drawer

"A" DIM	"B" DIM	"C" DIM	"D" DIM	RETURN DUCT SIZE	STOCK NO	PRICE
30"	22"	15"	28"	24 x 8	SBF30	311.57
36"	26"	15"	28"	25 x 10	SBF36	324.96
40"	30"	17"	28"	25 x 10	SBF38	375.51

Return Air Support Box

SBF Series - Less Drawer

"A" DIM	"B" DIM	"C" DIM	"D" DIM	RETURN DUCT SIZE	STOCK NO	PRICE
40"	30"	17"	28"	25 x 12	SBF44	379.29




FBC Series Furnace Box

Galvanized Steel - NO Filter Slot

"A" DIM	"B" DIM	"C" DIM	"D" DIM	STOCK NO	PRICE
21"	7 1/4"	28"	1"	FBC62128	102.07

Roof Cap Adapter



SIZE	STOCK NO	EACH
4"	RCA04	11.04
6"	RCA06	16.57

White Magnetic Cover

For cold air drop



SIZE	STOCK NO	EACH
4x20"	MC420	7.49
4x25"	MC425	8.96

Return Air Drop Assemblies

Consisting of:

- One starting elbow with filter frame.
- Two 32" duct sections.
- One starting collar.
- Slips and drives as required.

MODEL #	STOCK NO	EACH
20x10" Duct to 20x16" Filter		
No. 810EC	70	178.09
20x10" Duct to 20x14" Filter		
No. 812	70K	239.47
25x10" Duct to 25x16" Filter		
No. 811EC	71	192.36
Cold Air Drop for 5" Filter		
712315	712315CAD	421.86
Cold Air Drop		
No. 813	71K	280.07

Cold Air Shoes

Part No. 40

SIZE	STOCK NO	EACH
20"x10"-16"x20"	705FS	110.24
16"x25"-25"x10"	71162514S	124.01
Slide out drawer for filter • filter not included		
16"x25"-25"x20"	71ALTERAIRE2510	234.16

Shoe, Filter, and Cover Only

MODEL #	STOCK NO	EACH
No. 70S	70S	105.65
No. 70KS	70KS	176.39
No. 71SCF	71S	118.85

Return Air Drop Duct Section Only

For No. 70K

SIZE	STOCK NO	EACH
20x10x32"	20X10X32DU	74.51

Return Air Drop Duct Sections Only

SIZE	STOCK NO	EACH
20x10x48"	20X10X48DU	55.52
25x10x32"	25X10X32DU	88.42

Cold Air Boot

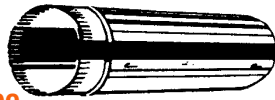
SIZE	STOCK NO	EACH
16"x25"-25"x10" w/5" filter	711625FS5	201.13
25"x20"-10"x25" w/5" filter	712520FS5	222.05

Cold Air Drop Package

Consisting of:

- 1 - #20 Starting collar
- 2 - 30" duct sections
- 1 - return air plenum with 1" filter rack
- 6 - 10" drive straps

STOCK NO	EACH
819ALTER	326.68



Galvanized Pipe

SIZE	STOCK NO	EACH
2' Length • Part No. SL24		
24 Gauge		
5"	5X224	14.41
6"	6X224	11.69
7"	7X224	14.05
8"	8X224	15.47
9"	9X224	17.97
10"	10X224	22.94
12"	12X224	26.49
14"	14X224	28.77
16"	16X224	34.53
18"	18X224	41.90
26 Gauge		
3"	3X226	4.84
4"	4X226	5.61
5"	5X226	8.20
6"	6X226	8.23
7"	7X226	10.71
8"	8X226	12.46
28 Gauge		
3"	3X228	6.11
4"	4X228	7.13
5"	5X228	9.84
6"	6X228	9.95
7"	7X228	9.38
8"	8X228	17.30
9"	9X228	16.94
10"	10X228	16.94
12"	12X228	25.21
30 Gauge		
3"	3X230	3.91
4"	4X230	3.91
5"	5X230	4.60
6"	6X230	4.76
7"	7X230	6.23
8"	8X230	6.50
10"	10X230	10.83
5' Length • Part No. SL60		
26 Gauge		
4"	4X526	15.92
5"	5X526	17.58
6"	6X526	17.82
7"	7X526	21.63
8"	8X526	23.27
9"	9X526	28.65
10"	10X526	29.24
12"	12X526	34.25
14"	14X526	41.33
16"	16X526	52.59
18"	18X526	84.70
28 Gauge		
4"	4X528	14.57
8"	8X528	39.44
10"	10X528	38.46
30 Gauge		
3"	3X530	9.36
4"	4X530	9.36
5"	5X530	10.10
6"	6X530	10.10
7"	7X530	13.49
8"	8X530	16.02
10"	10X530	22.25
12"	12X530	23.94
10' Length • Part No. SL120		
30 Gauge		
4"	4X1030	16.47
5"	5X1030	20.22
6"	6X1030	20.22
7"	7X1030	26.99

Elbow

Part No. 90



SIZE	STOCK NO	EACH
24 Gauge		
5"	524L	10.38
6"	624L	10.38
7"	724L	15.29
8"	824L	15.88
9"	924L	16.52
10"	1024L	19.91
12"	1224L	23.89
14"	1424L	34.03
16"	1624L	49.34
18"	1824L	61.64
20"	2024L	76.07
26 Gauge		
4"	426L	4.24
5"	526L	5.83
6"	626L	6.09
7"	726L	6.68
8"	826L	6.99
9"	926L	12.42
10"	1026L	12.68
12"	1226L	15.33
14"	1426L	19.84
28 Gauge		
3"	328L	4.01
4"	428L	4.01
5"	528L	4.95
7"	728L	11.40
8"	828L	8.30
10"	1028L	10.93
30 Gauge		
3"	330L	2.82
4"	430L	2.82
5"	530L	3.29
6"	630L	3.29
7"	730L	4.64
8"	830L	5.31
9"	930L	10.31
10"	1030L	10.93

Tee Joint

Part No. 54



SIZE	STOCK NO	EACH
24 Gauge		
6"	624T	24.77
7"	724T	27.26
8"	824T	30.33
10"	1024T	36.61
26 Gauge		
3"	326T	18.08
4"	426T	18.36
5"	526T	19.00
6"	626T	23.11
7"	726T	26.76
8"	826T	27.99
10"	1026T	34.34
12"	1226T	41.23
14"	1426T	54.10
16"	1626T	59.88

Air Flow Joint

Part No. 52 - Tee Wye



SIZE	STOCK NO	EACH
8x6x6"	8X6X6TY	29.25

Water Heater Fittings

SIZE	STOCK NO	EACH
Part No. 490 - 90° Tee		
6x6x5"	6X6X5T	33.11
Part No. 52 - 45° Tee		
5x4x4"	5X4X4WHT	17.94

Straight Perimeter Boot

Part No. 27R

SIZE	STOCK NO	EACH
2 1/4 x 10 x 5"	P52105	9.57
2 1/4 x 10 x 6"	P52106	8.41
2 1/4 x 12 x 5"	P52125	9.57
2 1/4 x 12 x 6"	P52126	6.40
2 1/4 x 14 x 6"	P52146	11.50
4 x 10 x 5"	P54105	7.82
4 x 10 x 6"	P54106	6.75
4 x 10 x 7"	P54107	9.07
4 x 12 x 6"	P54126	7.16
4 x 12 x 7"	P54127	9.17
4 x 12 x 8"	P54128	9.41
4 x 14 x 7"	P54147	10.67
4 x 14 x 8"	P54148	10.67
6 x 10 x 6"	P56106	15.67
6 x 12 x 6"	P56126	10.67

90° Angle Perimeter Boot

Part No. 24R

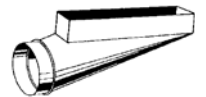
SIZE	STOCK NO	EACH
2 1/4 x 10 x 5"	P132105	9.57
2 1/4 x 10 x 6"	P132106	7.65
2 1/4 x 12 x 5"	P132125	10.00
2 1/4 x 12 x 6"	P132126	6.40
2 1/4 x 12 x 7"	P132127	10.00
2 1/4 x 14 x 6"	P132146	10.67
4 x 8 x 6"	P13486	11.52
4 x 10 x 5"	P134105	6.97
4 x 10 x 6"	P134106	6.75
4 x 10 x 7"	P134107	9.07
4 x 12 x 5"	P134125	10.60
4 x 12 x 6"	P134126	7.16
4 x 12 x 7"	P134127	9.17
4 x 12 x 8"	P134128	9.41
4 x 14 x 7"	P134147	10.67
4 x 14 x 8"	P134148	10.67

With 8" Reinforced Wing

4 x 10 x 6"	4X10X6ANPEBOW8	21.99
-------------	----------------	-------

Center Perimeter Boot

Part No. 28R



SIZE	STOCK NO	EACH
2 x 10 x 4"	P172104	9.88
2 1/4 x 10 x 5"	P172105	9.88
2 1/4 x 10 x 6"	P172106	9.12
2 1/4 x 12 x 5"	P172125	10.24
2 1/4 x 12 x 6"	P172126	7.51
2 1/4 x 12 x 7"	P172127	13.10
2 1/4 x 14 x 6"	P172146	10.67
4 x 10 x 4"	P174104	10.05
4 x 10 x 5"	P174105	6.97
4 x 10 x 6"	P174106	6.75
4 x 12 x 6"	P174126	7.16
4 x 12 x 7"	P174127	9.17
4 x 12 x 8"	P174128	10.97
4 x 14 x 7"	P174147	11.04
4 x 14 x 8"	P174148	11.04

Right End Boot • Part No. 28RR

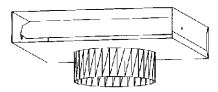
2 1/4 x 12 x 5"	P17R2125	10.47
2 1/4 x 12 x 6"	P17R2126	7.28
4 x 10 x 6"	P17R4106	8.96
4 x 12 x 6"	P17R4126	9.26

Left End Boot • Part No. 28RL

2 1/4 x 12 x 5"	P17L2125	10.47
2 1/4 x 12 x 6"	P17L2126	7.28
4 x 10 x 6"	P17L4106	8.96
4 x 12 x 6"	P17L4126	9.26

Toe-Kick Boot with Damper

No. TK-226D



SIZE	STOCK NO	EACH
2 1/4 x 12 x 6"	214X12X6BOWD	27.90

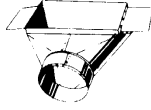


Southwark Duct Pipe and Fittings ⁽²⁹⁾

southwarkmetal.com

Basement Boot

Part No. PH5



SIZE	STOCK NO	EACH
4x10x6"	PB13406	17.23
4x12x6"	PB13426	21.94
6x10x6"	PB13606	13.37
8" Reinforced Wing • Part No. 28RWE		
4x10x6"	PB13406W8	22.94

Straight Stack Boot

Part No. 27



SIZE	STOCK NO	EACH
2 1/4 x 12 x 6	.52126	10.66
3 1/4 x 10 x 5	.53105	13.89
3 1/4 x 10 x 6	.53106	9.38
3 1/4 x 10 x 7	.53107	14.34
3 1/4 x 12 x 6	.53126	10.36
3 1/4 x 12 x 7	.53127	14.43

90° Stack Boot

Part No. 24



SIZE	STOCK NO	EACH
2 1/4 x 10 x 5	.132105	13.89
2 1/4 x 10 x 6	.132106	10.92
2 1/4 x 12 x 6	.132126	10.66
3 1/4 x 10 x 6	.133106	10.66
3 1/4 x 10 x 7	.133107	14.34
3 1/4 x 12 x 6	.133126	10.66
3 1/4 x 12 x 7	.133127	15.88

End Stack Boot

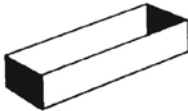
Part No. 28



SIZE	STOCK NO	EACH
2 1/4 x 10 x 6	.172106	12.14
2 1/4 x 12 x 6	.172126	10.81
3 1/4 x 10 x 6	.173106	10.81
3 1/4 x 10 x 7	.173107	14.12
3 1/4 x 12 x 6	.173126	12.59
3 1/4 x 12 x 7	.173127	16.30

Straight Boot Extension

Part No. PHEXT



SIZE	STOCK NO	EACH
2 1/4 x 12	.33212	8.94
3 1/4 x 10	.33310	5.64

Ceiling Diffuser Box

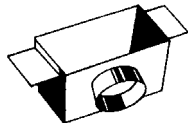
Part No. 72WF



SIZE	STOCK NO	EACH
6 x 8"	6X8CEBO	44.05

Ceiling Register Head

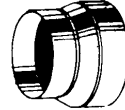
Part No. 20H



SIZE	STOCK NO	EACH
10 x 6 x 6	.201066	17.18
12 x 6 x 6	.201266	27.96

Tapered Reducer/Incraser

Part No. 58 - No Crimp



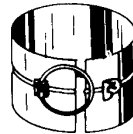
SIZE	STOCK NO	EACH
4x3	.4X3RI	5.90
5x3	.5X3RI	7.02
6x3	.6X3RI	7.02
5x4	.5X4RI	7.02
6x4	.6X4RI	7.02
8x4	.8X4RI	11.75
6x5	.6X5RI	7.02
7x5	.7X5RI	8.22
8x5	.8X5RI	11.75
10x5	.10X5RI	25.78
7x6	.7X6RI	8.22
8x6	.8X6RI	11.75
9x6	.9X6RI	14.34
10x6	.10X6RI	14.34
12x6	.12X6RI	15.26
8x7	.8X7RI	11.75
9x7	.9X7RI	14.34
10x7	.10X7RI	14.34
9x8	.9X8RI	14.34
10x8	.10X8RI	14.34
12x8	.12X8RI	15.26
10x9	.10X9RI	14.34
12x9	.12X9RI	15.26
12x10	.12X10RI	15.26
14x10	.14X10RI	19.10
14x12	.14X12RI	19.10
16x10	.16X10RI	24.01
16x12	.16X12RI	24.01
16x14	.16X14RI	24.01
18x10	.18X10RI	45.19
18x12	.18X12RI	34.84
18x14	.18X14RI	34.84
18x16	.18X16RI	34.84

Part No. 58_CR - Small End Crimped

SIZE	STOCK NO	EACH
6x4"	6X4RISEC	19.72

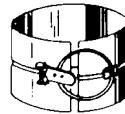
Drawband

Part No. S75



SIZE	STOCK NO	EACH
5"	.5DRBA	7.75
6"	.6DRBA	6.52
7"	.7DRBA	7.89
8"	.8DRBA	8.86


Connector



SIZE	STOCK NO	EACH
6"	.6S5DRBA	9.53

Plain Cap

Part No. 55



SIZE	STOCK NO	EACH
3"	.3PLCA	8.86
4"	.4PLCA	7.49
5"	.5PLCA	8.86
6"	.6PLCA	8.17
7"	.7PLCA	9.07
8"	.8PLCA	9.26
9"	.9PLCA	11.18
10"	.10PLCA	13.37
12"	.12PLCA	13.94
14"	.14PLCA	19.22
16"	.16PLCA	22.09
18"	.18PLCA	42.59


Round Damper

Part No. 44



SIZE	STOCK NO	EACH
5"	.5RODA	5.62
6"	.6RODA	1.93
7"	.7RODA	8.23
8"	.8RODA	2.35

Durodyne Quadrant Damper WITH HARDWARE



SIZE	STOCK NO	EACH
3/8"	.38QUDAS	13.59
1/2"	.12QUDAS	15.48

"Rapid" Regulators

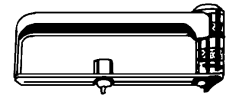
8085—RS2562 R. bearings, 1 wash handle and wing nut.

Packed 10 Per Package

STOCK NO	BOX
RS256	37.90

SM3-12 Multi-Cut Hole Cutter

Cuts 2"—12" diameter.



STOCK NO	EACH
MUCUHOUCU	81.38
MB-316 Replacement Bit	
REBI	30.74
MC-12 Pivot Pin	
MC12	6.64
MC-13 Pivot Pin Nut	
MC13	6.82

Dryer Box

- Saves space, saves energy, reduces fire hazard
- 22 ga aluminized steel (safe, rigid, rust free, paintable)
- Tapered bottom provides room for anchor bolt
- 21" high x 12" wide, 4 1/4" depth from nailing flange



Box only • Part No. DVB

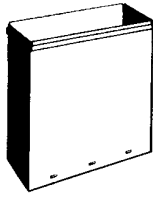
FOR WALL DEPTH	STOCK NO	BOX
4"	.4DRBO	48.60
6"	.6DRBO	48.60

CounterFlow Dryer Box

WALL SIZE	STOCK NO	EACH
4"	.4CFDRBO	48.60
6"	.6CFDRBO	48.60

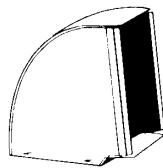
Dryer Box Elbow DE-104

SIZE	STOCK NO	EACH
4"	.DRYELL	35.36



Wall Stack

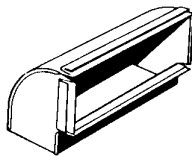
SIZE	STOCK NO	EACH
24" Length • Part No. WSJ24		
2 1/4 x 10	20021024	15.15
2 1/4 x 12	20021224	16.85
3 1/4 x 10	20031024	9.46
3 1/4 x 12	20031224	17.61
3 1/4 x 14	20031424	20.41
48" Length • Part No. WSJ48		
2 1/4 x 12	20021248	49.48



90° Longway Stack Elbow

Part No. WS14

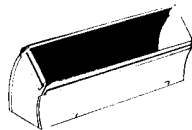
SIZE	STOCK NO	EACH
3 1/4 x 10	290310	31.24



90° Shortway Stack Elbow

Part No. WS16

SIZE	STOCK NO	EACH
2 1/4 x 12	216212	15.45
3 1/4 x 10	216310	14.91
3 1/4 x 12	216312	16.23



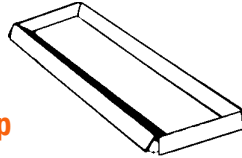
45° Shortway Stack Angle

Part No. WS15

SIZE	STOCK NO	EACH
2 1/4 x 12	206212	14.67
3 1/4 x 10	206310	13.32



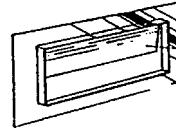
For duct tapes see page 828



Stack End Cap

Part No. WS21

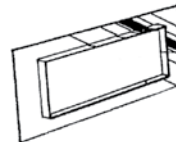
SIZE	STOCK NO	EACH
2 1/4 x 12"	214X12STENCA	10.66



Wall Register Frame with Damper

Part No. 31D

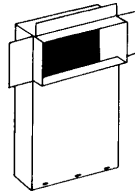
SIZE	STOCK NO	EACH
12x6	24FD126	14.17
14x6	24FD146	8.25
30x6"	24FD306	16.04



Wall Register Frame LESS Damper

Part No. 31

SIZE	STOCK NO	EACH
14x6	24F146	5.29
30x6"	24F306	12.87



Register Head

Part No. WS

SIZE	STOCK NO	EACH
2 1/4 x 10-10x6	26210106	25.98
2 1/4 x 12-12x6	26212126	31.17
3 1/4 x 10-10x6	26310106	30.21
3 1/4 x 12-12x6	26312126	32.42

5' Plaster Guard

STOCK NO	EACH
60PLAST	13.53

Furnace Leg

STOCK NO	EACH
FURLEG	.87

Duct Hanger

STOCK NO	EACH
DHMINI	.15

Bassett Square Duct Hanger

SIZE	STOCK NO	EACH
8"	BH38BASQHA	.50
9"	BH39BASQHA	.56
10"	BH10	.69

Pipe Bracket

STOCK NO	EACH
HNGRPRO	1.21

Basset Galvanized Pipe Brackets

Barbed tips with built-in hammer guide. Adjustable to the correct width with one Hand.

DESCRIPTION	STOCK NO	EACH
Adjustable 12-19"	A125	1.23
Adjustable 19-26"	E125G	1.53

Basset Galvanized "Tab" Brackets

Screw tabs for use with manufactured joists. Quickly adjusts to the correct width with one hand.

DESCRIPTION	STOCK NO	EACH
LESS Screws		
Adjustable Tab 12-19"	AT150	1.26
WITH Screws		
Adjustable Tab 12-19"	ATS125	1.44
Adjustable 19-26"	ETS125G	1.73

Basset Pipe Hanger

For fast and easy installation of round 5" and 6" pipes.

STOCK NO	EACH
BH2BAHA	.73

Basset Duct Strap

After tapping barbed end into joist, fasten to duct with sheet metal screw, drill screw or pop rivet. Jobs look neater, stay put longer and go up faster. Can be used on any size duct.

STOCK NO	EACH
DS3BADUST	.32



Southwark Duct Pipe and Fittings ⁽²⁹⁾

southwarkmetal.com

Oval

Oval Pipe



SIZE	STOCK NO	EACH
5x60"	5X60OV	24.05
6x60"	6X60OV	12.25
6x100"	6X100OV	20.57
6x113"	6X113OV	22.96
6x120"	6X120OV	27.18
7x60"	7X60OV	14.96
7x100"	7X100OV	24.31
7x113"	7X113OV	27.70
8x60"	8X60OV	23.32
8x100"	8X100OV	38.84

Round To Oval Straight Boot



Part No. 127

SIZE	STOCK NO	EACH
5"	5OVRDBO	17.54
6"	6OVRDBO	8.44
7"	7OVRDBO	13.94
8"	8OVRDBO	17.20

Round To Oval End Boot



Part No. 106

SIZE	STOCK NO	EACH
5"	5OVRDENBO	29.69
6"	6OVRDENBO	15.17
7"	7OVRDENBO	19.27
8"	8OVRDENBO	22.65

Oval To Oval End Boot



Part No. 128

SIZE	STOCK NO	EACH
6"	6OVOENBO	27.65
7"	7OVOENBO	32.21
8"	8OVOENBO	26.87

Vertical 45° Angle



Part No. 115

SIZE	STOCK NO	EACH
6"	6OVVEAN	5.67
7"	7OVVEAN	7.49
8"	8OVVEAN	10.19

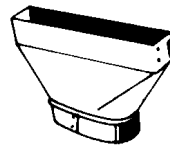
Flat 45° Angle



Part No. 113

SIZE	STOCK NO	EACH
6"	6OVFLAN	8.94
7"	7OVFLAN	14.91
8"	8OVFLAN	16.42

Straight Register Boot



Part No. 127R

SIZE	STOCK NO	EACH
6x2 1/4 x 12"	6X214X12OVSTREBO	33.20

Straight Register Box



Part No. 355

SIZE	STOCK NO	EACH
6x2 1/4 x 12"	6X214X12OVSTREBOX	14.26

Round To Oval 90° Boot



Part No. 124

SIZE	STOCK NO	EACH
5"	5OVRD90BO	17.54
6"	6OVRD90BO	8.96
7"	7OVRD90BO	11.18
7" Oval x 6" Rd.	7X6OVRD90BO	14.84
8"	8OVRD90BO	13.20

Vertical 90° Elbow



Part No. 116

SIZE	STOCK NO	EACH
6"	6OVVEL	5.67
7"	7OVVEL	7.61
8"	8OVVEL	11.33

Flat 90° Elbow



Part No. 114

SIZE	STOCK NO	EACH
5"	5OVFLL	13.04
6"	6OVFLL	14.46
7"	7OVFLL	21.63
8"	8OVFLL	21.61

Stackhead



Part No. 110

SIZE	STOCK NO	EACH
4x12x5"	4X12X5OVST	18.11
4x10x6"	4X10OVST	17.35
4x12x6"	4X12OVST	17.35
6x10x6"	6X10OVST	13.67
6x12x6"	6X12OVST	15.17
6x14x6"	6X14OVST	24.83
6x10x7"	7X10OVST	16.26
6x12x7"	7X12OVST	17.73
6x14x7"	7X14OVST	17.56
6x12x8"	8X12OVST	31.97
6x14x8"	8X14OVST	31.97

THERMOPAN



Return Air Panning

Two metalized sides with recycled insulation between. Comes with preformed attached headers, precision diecut and scored for easy install. Staples easily and quickly to floor joists.

SIZE	STOCK NO	EACH
16 x 48"	16X48JOPA	4.73
19 1/2 x 48"	1912X48JOPA	5.80
24 x 48"	24X48JOPA	7.21

Standard Header

SIZE	STOCK NO	EACH
16 x 12"	16X12JOHE	3.02

I-Joist Header

SIZE	STOCK NO	EACH
16 x 19"	16X19JOHE	6.06

Thermo-O-Clean Filtered Return Air Frame



Allows air to flow through but stops dust and dirt from entering. Remove filter before installing grille. Must be level. 36"x6" is equal to (2) 14"x6".

STOCK NO	EACH
30X6RAFRFI	6.23

Windowed Supply Floor Frames



Air boot frame with clear film allows for sealing supply duct during installation. Prevents dirt from penetrating the duct system.

SIZE	STOCK NO	EACH
2 1/4 x 10"	2X10SUFR	2.26
2 1/4 x 12"	2X12SUFR	2.44
4 x 10"	4X10SUFR	2.34
4 x 12"	4X12SUFR	2.51

Thermo-Pan Accessories



Joist Panning Connector

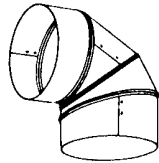
SIZE	STOCK NO	EACH
16"	16JOPACO	.87
19 1/2"	1912JOPACO	1.11

Button-Lok Hanger



SIZE	STOCK NO	EACH
2" x 100'	TBL2X100	71.58

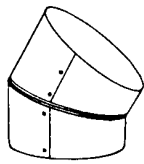
PVC Coated Galvanized



90° Elbow

No 520

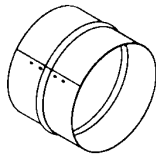
SIZE	GAUGE	STOCK NO	EACH
6"	26	6PVAIDUL	22.84
8"	26	8PVAIDUL	34.50
10"	24	10PVAIDUL	47.23
12"	24	12PVAIDUL	70.20



45° Elbow

No 530

SIZE	GAUGE	STOCK NO	EACH
6"	26	6PVAIDU45L	13.21
8"	26	8PVAIDU45L	19.76
10"	24	10PVAIDU45L	29.12
12"	24	12PVAIDU45L	41.00



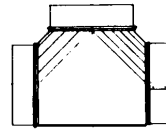
Coupling

No 533

SIZE	STOCK NO	EACH
6"	6PVAIDUC	10.81
8"	8PVAIDUC	14.06



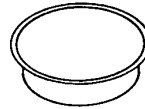
For duct tapes see page 828



Tee

No 550

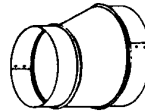
SIZE	STOCK NO	EACH
8"	8PVAIDUT	50.56
10"	10PVAIDUT	54.89
12"	12PVAIDUT	79.25



Cap

No 560

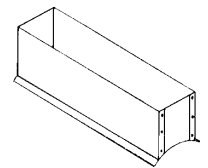
SIZE	STOCK NO	EACH
6"	6PVAIDUCAP	28.72
8"	8PVAIDUCAP	33.33
10"	10PVAIDUCAP	39.63
12"	12PVAIDUCAP	48.74



Tapered Reducer

No 581

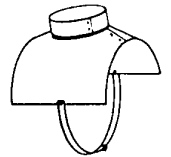
SIZE	STOCK NO	EACH
8x6	8X6PVAIDUR	37.78
10x6	10X6PVAIDUR	46.33
10x8	10X8PVAIDUR	46.33
12x8	12X8PVAIDUR	63.09
12x10	12X10PVAIDUR	63.09



Register Saddle

No 501

SIZE	STOCK NO	EACH
2 1/4 x 12 x 6	214X12X6PVAIDURES	21.78
4 x 12 x 6	4X12X6PVAIDURES	24.67



Saddle Tee

No 599

SIZE	STOCK NO	EACH
6" on 8"	6X8PVAIDUSAT	23.77
8" on 10"	8X10PVAIDUSAT	25.95

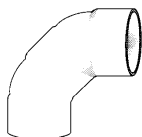
PVC Air Duct Pipe and Fittings (27a)

Solid PVC



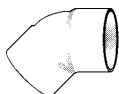
Air Duct Pipe

SIZE	O.D.	I.D.	STOCK NO	FOOT
6"	6.14"	5.988"	6PVAIDU	7.94
8"	8.16"	7.958"	8PVAIDU	12.19
10"	10.20"	9.948"	10PVAIDU	18.84
12"	12.24"	11.938"	12PVAIDU	27.18
14"	14.32"	13.97"	14PVAIDU	40.78



90° Elbows

SIZE	STOCK NO	EACH
6"	6PVAIDUSOL	87.38
8"	8PVAIDUSOL	113.02
10"	10PVAIDUSOL	126.86
12"	12PVAIDUSOL	154.69
14"	14PVAIDUSOL	261.71



45° Elbows

SIZE	STOCK NO	EACH
6"	6PVAIDUSO45L	44.01
8"	8PVAIDUSO45L	60.18
10"	10PVAIDUSO45L	77.83
12"	12PVAIDUSO45L	91.69
14"	14PVAIDUSO45L	135.80



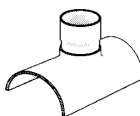
Tees

SIZE	STOCK NO	EACH
8"	8PVAIDUSOT	129.81
10"	10PVAIDUSOT	184.66
12"	12PVSOAIDUT	219.85



Couplings

SIZE	STOCK NO	EACH
8"	8PVAIDUSOC	48.41
10"	10PVAIDUSOC	59.98
12"	12PVAIDUSOC	81.81



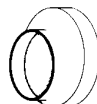
Saddle Tees

SIZE	STOCK NO	EACH
6 on 8"	68PVAIDUSOSAT	35.32
6 on 10"	610PVAIDUSOSAT	80.13
6 on 14"	614PVAIDUSOSAT	183.36
8 on 10"	810PVAIDUSOSAT	84.63
6 on 12"	612PVAIDUSOSAT	100.80
8 on 12"	812PVAIDUSOSAT	105.28



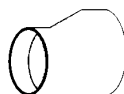
End Caps

SIZE	STOCK NO	EACH
6"	6PVAIDUSOCAP	24.60
8"	8PVAIDUSOCAP	34.69
10"	10PVAIDUSOCAP	45.77
12"	12PVAIDUSOCAP	81.94



Standard Reducer

SIZE	STOCK NO	EACH
12x8"	12X8PVAIDUSOSTRE	134.46



Tapered Reducer

SIZE	STOCK NO	EACH
8x6"	8X6PVAIDUSOTARE	71.10
10x8"	10X8PVAIDUSOTARE	81.96
12x10"	12X10PVAIDUSOTARE	87.47
14x12"	14X12PVAIDUSOTARE	164.47

Black Max

Plastic duct fittings for under slab heating and air conditioning



90°/45° Elbows

(cut in half for 45°)

SIZE	STOCK NO	EACH
6"	6BLAIDUL	43.02
8"	8BLAIDUL	50.97
10"	10BLAIDUL	68.79
12"	12BLAIDUL	72.59



Register Boot Box

SIZE	STOCK NO	EACH
4x10x6"	4X10X6BLAIDUREBOX	52.27
4x12x6"	4X12X6BLAIDUREBOX	54.90
4x14x8"	4X14X8BLAIDUREBOX	57.29



Saddle Boot

SIZE	STOCK NO	EACH
For 6"-16" pipe		
4 x 10"	4X10X6BLAIDUSA	33.37
4 x 12"	4X12X8BLAIDUSA	40.28
2 1/4 x 12"	214X12X8BLAIDUSA	44.79



IPS Weld-On 600 Plastic Adhesive

Can be used for polyethylene fittings to PVC pipe for HVAC duct applications. There should be no undue stress on joints during set and cure. Clear color.

SIZE	STOCK NO	EACH
Quart	.QTAIDUCE	61.56



Flex Duct Pipe and Fittings (27b)

atcorubber.com



Metalized Reinforced Insulated Flexible Duct

- Galvanized spring steel wire helix
- Completely encapsulated within two layers of tough polyester film
- This core is then wrapped with a thick blanket of energy-saving fiberglass insulation and covered by a protective vapor barrier of metalized polyester

SIZE	STOCK NO	EACH
R-8 insulation rating-25'		
3"	3X25REINDUR8	53.91
4"	4X25REINDUR8	53.91
5"	5X25REINDUR8	58.35
6"	6X25REINDUR8	61.26
7"	7X25REINDUR8	68.85
8"	8X25REINDUR8	75.22
10"	10X25REINDUR8	90.10
12"	12X25REINDUR8	110.92
14"	14X25REINDUR8	131.73
R-4.2 insulation rating-25'		
4"	UPC0304	32.40
5"	UPC0305	37.69
6"	UPC0306	42.58
7"	UPC0307	46.60
8"	UPC0308	50.46
9"	UPC0309	56.99
10"	UPC03010	63.33
12"	UPC03012	76.70
14"	UPC03014	92.99
16"	UPC03016	109.37
18"	UPC03018	126.71



For duct tapes see page 828



Uninsulated Flexible Duct

- Constructed of multiple plies of aluminum foil and polyester film encapsulating a high carbon steel wire helix to form an impervious, flame resistant air connector
- For low to medium pressure HVAC applications
- UL rated velocity: 4000 F.P.M.
- Temperature range -20°F to 180°F

SIZE	STOCK NO	EACH
3"	3X25UNDU	26.57
4"	4X25UNDU	28.04
5"	5X25UNDU	33.80
6"	6X25UNDU	37.58
7"	7X25UNDU	43.17
8"	8X25UNDU	49.09
10"	10X25UNDU	61.97
12"	12X25UNDU	77.13
14"	14X25UNDU	93.64

System 6000

R4.2 Slip-on Insulating Sleeves

- For fast, economical installation on roundmetal pipe.
- 1" fiberglass insulation blanket and a polyethylene vapor barrier in convenient 5' sections
- Sized to fit standard sheetmetal pipe diameters

SIZE	STOCK NO	EACH
4"	4X5INSL	11.00
5"	5X5INSL	12.03
6"	6X5INSL	12.82
7"	7X5INSL	13.90
8"	8X5INSL	15.17
10"	10X5INSL	19.01
12"	12X5INSL	23.55
14"	14X5INSL	30.28

R-8

Slip-on Insulating Sleeves

No. UPC011.

SIZE	STOCK NO	EACH
4"	4X5INSLR8	14.60
5"	5X5INSLR8	15.79
6"	6X5INSLR8	16.60
8"	8X5INSLR8	20.33

Metalized Reinforced Insulated Flexible Duct

No MHP50

- Constructed around 10" core.
- Galvanized spring steel wire helix.
- Completely encapsulated within two layers of tough polyester film.
- This core is then wrapped with a thick blanket of energy-saving fiberglass insulation and covered by a protective vapor barrier of metalized polyester.

R-4 insulation rating-50'

SIZE	STOCK NO	EACH
4"	4X50REINDU	67.76
5"	5X50REINDU	78.82
6"	6X50REINDU	89.05
7"	7X50REINDU	97.44
8"	8X50REINDU	105.49
10"	10X50REINDU	132.42



Flex Duct Pipe and Fittings (27)

durodyne.com

Dyn-O-Tie Gun



	STOCK NO	EACH
8229 DIT-2	8229INTO	63.65

Dyn-O-Ties



SIZE	STOCK NO	EACH
36"	8322DUTI	.39
48"	8323DUTI	.98

Note: 7" Cable Ties Located on Page 649

DS100 Shurstrap™ Duct Hanging Strap



Lightweight, strong and durable, while providing excellent tensile strength. Resists aging, corrosion, abrasion, chemical and mildew. Easy to use.

SIZE	STOCK NO	EACH
1 3/4" x 260'	2DUST	6.21


Duroseal® Duct Sealer



For sealing air handling systems, up to 15 w.g., UL181B-M listed. Exceeds all SMACNA pressure and sealing classes. For low, medium and high pressure duct systems, indoor and outdoor use.

No. 5233/5231

SIZE	STOCK NO	EACH
1/10 Gal. Cartridge	DD5233	5.06
Gallon	DD5231	21.20



Coiled Duro Strap

Galvanized hanging strap, 30 Gauge.

SIZE	STOCK NO	EACH
1 1/2" x 100'	DD13167	46.94

Bramec Metal Duct Strap

Sioux Falls Code Approved, 24 Gauge.

SIZE	STOCK NO	EACH
1" x 100'	BR14309	33.13

Gasketing

SIZE	STOCK NO	PER FOOT
No. 21042 Butyl Gasket		
25' Minimum	DD21042	.32
No. 21043 Neoprene Gasket		
50' Minimum	DD21043	.66



Dyn-O-Loc DOMRL12

Tie rods can support duct sizes over 48" Insert into the ends of the hollow tie rods to provide a means of attaching the rods to the duct Tested to withstand over 1900 lbs.

SIZE	STOCK NO	EACH
1/2"	DD21097	337.11

Looped Cable with Dyna-Tite Lock Kit



Includes Wire rope with pre-looped cable end. The remaining wire rope "drop" is passed through a channel in the Dyna-Tite Cable Lock Kit provided

SIZE	SAFE LOAD	STOCK NO	EACH
5', 1 1/2" Loop	25-150 lbs.	DD31085	9.84
25', 2" Loop	25-250 lbs.	DD30196	21.33

Speed Link Cable Supports
see page 1503

90° Eyelets & Cable Assembly



Zinc plated Dyna-Tite 90° Eyelet swaged to the wire rope cable with a hydraulic press.

Safe Working Load 25-150 lbs.
Use CL12 Cable Locks (Stock No DD30351)

EYELET SIZE	CABLE LENGTH	STOCK NO	EACH
1/4"	10'	DD30145	6.71

Dyn-O-Mate "J" Flange

DOMJ Flange - 20 Gauge Steel

SIZE	STOCK NO	EACH
12 ft.	DD21234	43.03
20 ft.	DD21230	71.72

DDJ Corner

For use with DOMJ Flange.
12 Gauge Steel • Nuts/Bolts Sold Separately.

ITEM NO.	STOCK NO	EACH
21240	DD21240	1.48

Dyna-Tite Bracket

Used with rectangular ductwork and equipment with pre-assembled cable lock

STOCK NO	EACH
DD30361	5.14

Dyn-O-Wrap Puncture Resistant

Light Blue Tint, UV Resistant, Waterproof.

SIZE	STOCK NO	EACH
24" x 200'	DD13382	65.61
36" x 200'	DD13386	92.26

Dyn-O-Mate Cleats

Metal Quad Cleat

For use with "J" Flange, TDC, TDF and TDY Connections • 22 Gauge Steel

SIZE	STOCK NO	EACH
6"	DD21259	.52

Duct Fabric

Neoprene

TDC/TDF Black Woven Fiberglass with Neoprene Coating. UL Classified R4462

4" Metal x 4" Fabric x 4" Metal

LENGTH	STOCK NO	EACH
100'	DD10211	554.78

TDC Corner

For use in corner insertion machines.
16 Gauge Steel • Nuts/Bolts Sold Separately.

ITEM NO.	STOCK NO	EACH
DDCS • STACKABLE		
21245	DD21245	1.02
DOMC • NON-STACKABLE		
21254	DD21254	.72

Dyna-Tite

Cable Locks

CABLE SIZE	STOCK NO	EACH
3/16" (CL23)	DD30350	9.24
3/32" (CL12)	DD30351	4.07
1/8" (CL18)	DD30354	6.42

Dyna-Tite

Cable Lock Wire Rope

SIZE	STOCK NO	EACH
3/32" x 500' (WC3)	DD30202	213.73
1/8" x 500' (WC4)	DD30204	239.69

Hollow Turning Vaness & Rails

SIZE	STOCK NO	EACH
10' Turning Vanes		
2" 26ga.	DD13203	31.42
4" 24ga.	DD13207	61.25
10' Vane Rails		
2" 22ga.	DD13300	30.37
4" 22ga.	DD13302	45.80

Duct Board and Accessories (27)

Duct Board

Made from resin-bonded fibrous glass in rigid boards, adhered to a tough, flame-retardant foil facing.

SIZE	STOCK NO	EACH
1"x48"x120'	48X120DB	147.80

Duct Liner

SIZE	STOCK NO	EACH
1/2"x48"x100' (R-2.4)	12DULI	528.07
1"x47"x100' (R-4.3)	1DULI	642.12
2"x47"x50' (1.5-PFC)	2DULI	603.17

Outside Wrap R-4.2

SIZE	STOCK NO	EACH
1 1/2"x48"x100'	112DUWR	274.72

Tri-Star Duct Wrap

R-8 • 3" x 50' • 3/4#

STOCK NO	EACH
350R8DUWR	257.01

(29) "Twist-Lok" Fitting



No. 90

SIZE	STOCK NO	EACH
6"	6TWLO	11.64
8"	8TWLO	12.46


(29) Plain Ductboard Take-off



No. 89

SIZE	STOCK NO	EACH
6"	6PLDUTAO	7.35
8"	8PLDUTAO	9.36
10"	10PLDUTAO	12.21

Spotter Pins



1000 Pack

LENGTH	STOCK NO	EACH
1/4"	SPPI	52.46

Spotter Clips



PC-1
1/4" Square—(1000 Pack)

STOCK NO	EACH
SPCL	88.65

Self-Adhesive Hangers



With PC-1 Washers

SIZE	STOCK NO	EACH
3/4"	34SEADHA	54.85
1 1/4"	114SEADHA	56.36

"GRIP LOC" seam




Black Excelon, Metal Fab—24 Gauge Galv.
3" Metal, 3" Fabric, 3" Metal

DESCRIPTION	STOCK NO	EACH
100' Roll	MBX4100	389.42

"GUARD LOC" seam

Black Excelon, Junior Connector—28 Gauge
1 3/4" Metal, 3" Fabric, 1 3/4" Metal

DESCRIPTION	STOCK NO	EACH
100' Roll	JBX100	301.40
Cut-to-Measure		
Per Foot	FTJBX	3.01



Return Air Grille


1050 Series - Soft White
1/2" spacing dual angular louvers.
Vision-proof louvers when installed
in high or low sidewall positions.

SIZE	STOCK NO	EACH
8x4"	SH105084	10.13
8x8"	SH105088	13.05
10x6"	SH1050106	6.35
10x8"	SH1050108	15.73
10x10"	SH10501010	19.80
12x4"	SH1050124	16.07
12x6"	SH1050126	6.82
12x8"	SH1050128	17.08
12x10"	SH10501210	22.14
12x12"	SH10501212	24.36
14x6"	SH1050146	5.49
14x8"	SH1050148	8.75
14x10"	SH10501410	24.36
14x12"	SH10501412	26.55
14x14"	SH10501414	15.59
16x8"	SH1050168	19.80
16x10"	SH10501610	26.60
16x16"	SH10501616	36.18
18x18"	SH10501818	44.28
20x8"	SH1050208	23.18
20x20"	SH10502020	61.20
24x6"	SH1050246	13.98
24x8"	SH1050248	17.20
24x12"	SH10502412	38.54
24x14"	SH10502414	44.80
24x16"	SH10502416	50.87
24x24"	SH10502424	76.92
30x6"	SH1050306	12.85
30x8"	SH1050308	17.40
30x10"	SH10503010	45.30

Return Air Grille

1033 Series - Soft White
1/3" spacing dual angular louvers.
Vision-proof louvers when installed
in high or low sidewall positions.

SIZE	STOCK NO	EACH
14x6"	SH1033146	6.57
30x6"	SH1033306	15.91




850 Series

Stamped 2-Way Diffuser

850 Series - Soft White
1/2" Fan-shaped louvers. Heavy construction.
Foam gasket. Steel Multi-shutter damper


SIZE	STOCK NO	EACH
8x4"	SH850084	10.26
8x8"	SH850088	24.49
10x4"	SH850104	8.14
10x6"	SH850106	8.77
12x4"	SH850124	8.93
12x6"	SH850126	9.47
12x8"	SH850128	23.23
14x6"	SH850146	11.76
14x8"	SH850148	16.66
16x8"	SH850168	33.65



3-Way Diffuser

845 Series - Soft White
For ceiling or sidewall applications.

SIZE	STOCK NO	EACH
10x6"	SH845106	18.15
12x6"	SH845126	20.03



Perimeter Floor Diffuser

350 Series
Multi-degree louvers. Positive volume balance tab.
Heavy gauge cold-rolled steel.

SIZE	STOCK NO	EACH
White		
2x10"	SH350210W	7.71
2x12"	SH350212W	7.30
2x14"	SH350214W	17.74
4x8"	SH35048W	18.10
4x10"	SH350410W	9.27
4x12"	SH325412W	8.90
4x14"	SH350414W	21.16
Tan		
2x10"	SH350210T	7.71
2x12"	SH350212T	7.30
2x14"	SH350214T	17.74
4x8"	SH35048T	18.10
4x10"	SH350410T	9.27
4x12"	SH325412B	8.90
4x14"	SH350414T	21.16
Bronze		
2x12"	SH350212BRONZE	13.03
4x10"	SH350410BRONZE	15.25
4x12"	SH350412BRONZE	17.62



Baseboard Diffuser

875 Series - White & Tan.
Lever operated multi-shutter damper.
3" deep x 5 1/2" high.

SIZE	STOCK NO	EACH
White		
15"	SH87515W	25.19
18"	SH87518W	19.03
24"	SH87524W	47.31
Tan		
15"	SH87515T	25.19
18"	SH87518T	19.03




955 Series

Adjustable Blade Baseboard

Soft White • Tamper Proof Screws.

SIZE	STOCK NO	EACH
14x6"	SH955146	76.84



Floor Grille

1600 Series - Driftwood Tan
Honeycomb construction.

SIZE	STOCK NO	EACH
6x10"	SH1600610	37.12
6x12"	SH1600612	40.92
6x14"	SH1600614	44.70
6x24"	SH1600624	63.65
6x30"	SH1600630	75.02
8x12"	SH1600812	48.49
8x14"	SH1600814	53.56
8x24"	SH1600824	78.81
10x12"	SH16001012	56.08
12x14"	SH16001214	71.22

Toe Space Grille

TS Series
heavy duty cold roll steel construction.

SIZE	STOCK NO	EACH
White		
2x12"	SHTS212W	7.61
Tan		
2x12"	SHTS212	7.61
2x14"	SHTS214	11.12
4x12"	SHTS412	12.55
Bronze		
2x12"	SHTS212BRONZE	12.77



Baseboard Return Air Grille

1150 Series - White & Tan - 1/2" Spacing

SIZE	STOCK NO	EACH
White		
12x6"	SH1150126W	11.62
14x6"	SH1150146W	10.89
14x8"	SH1150148W	12.57
24x6"	SH1150246W	14.23
24x8"	SH1150248W	18.26
30x6"	SH1150306W	15.75
30x8"	SH1150308W	22.77
Tan		
14x6"	SH1150146T	11.76
14x8"	SH1150148T	12.55
24x6"	SH1150246T	22.05
30x6"	SH1150306T	17.08
30x8"	SH1150308T	24.13



Baseboard Grille

1165 Series - Soft White

SIZE	STOCK NO	EACH
14x6"	SH1165146	61.67
30x6"	SH1165306	69.38



Baseboard Return Air Grille

1133 Series - White & Tan - 1/3" Spacing

SIZE	STOCK NO	EACH
White		
14x6"	SH1133V146W	12.14
30x6"	SH1133V306W	20.94
Tan		
14x6"	SH1133V146B	13.70

Step Down Round Diffuser

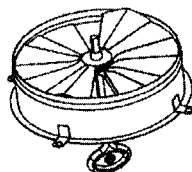
- 90 Series - Soft White
- All steel construction
- Foam gasket ensures tight air seal



SIZE	STOCK NO	EACH
6"	SH906	14.61
8"	SH908	17.35
10"	SH9010	32.88
12"	SH9012	43.75

Bow-Tie Damper Assembly

- 91 Series
- All steel galvanneal construction
- Nylon rack and pinion gears
- Knob adjustment



SIZE	STOCK NO	EACH
6"	SH916	22.68
8"	SH918	28.01
10"	SH9110	47.70
12"	SH9112	59.59

USR34 Universal Spiral Grille


- Double deflection adjustable blade grille
- Allows for 4-way airflow adjustment
- Galvanized steel construction
- High quality foam gasketing for tight seal



SIZE	STOCK NO	EACH
16 x 3"	SHUSR34FS163	91.56
16 x 6"	SHUSR34FS166	105.52
20 x 6"	SHUSR34FS206	112.11
24 x 6"	SHUSR34FS246	127.07

Malco White Register Screws

PACK QTY.	STOCK NO	EACH
50 Pack	HW8X112ZW	7.03



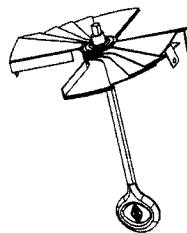
T-Bar High Volume Diffuser

FTD Series - Soft White
Fixed Louver T-Bar Diffuser.

SIZE	STOCK NO	EACH
6"	SHFTD6	59.48
8"	SHFTD8	59.48
10"	SHFTD10	59.48
12"	SHFTD12	59.48
14"	SHFTD14	59.48

Bow-Tie Damper

BTD Series
Field installation butterfly damper, Mill finish.



FOR USE WITH FTD SERIES ONLY.

SIZE	STOCK NO	EACH
6"	SHBTD6	21.73
8"	SHBTD8	22.61
10"	SHBTD10	24.47
12"	SHBTD12	27.19
14"	SHBTD14	30.54

600FG - Aluminum Lattice Filter Grille

- 1/2" x 1/2" x 1/2" Aluminum lattice
- Hinged removable extruded aluminum face frame with signature line marks
- Hinges parallel to longest side
- Face set in an outer aluminum filter grille frame
- Hand operated lever for easy filter access
- 4-way reversible door on square sizes
- 2-way reversible door on rectangular sizes
- Concealed mounting holes with screws




SIZE	STOCK NO	EACH
2' x 2' Soft White	SH600TFG	199.64

600T - Aluminum Lattice Return Air Grille T-Bar with Frame

- 1/2" x 1/2" x 1/2" Aluminum lattice
- T-Bar lay-in return air grille
- Extruded aluminum frame with signature line marks
- Lattice material 90% free area
- Square collar designed for 22" x 22" duct
- Rust resistant pre-coat; durable powder finish



SIZE	STOCK NO	EACH
1' x 2' Soft White	SH600T1X2	44.79
2' x 2' Soft White	SH600T2X2	80.68




Perforated T-Bar Fiberglass Back Diffuser

111 Series
2' x 2' - 22ga. steel perforated face.


SIZE	STOCK NO	EACH
2' x 2'	SH111	54.27

Filter Grille

FG2 Series - Soft White
For 1 or 2" thick standard filter (not included).
Removable face. Hinged on long side.



SIZE	STOCK NO	EACH
20x14"	SHFG2014	68.70
20x16"	SHFG2016	75.00
20x20"	SHFG2020	88.43
25x14"	SHFG2514	79.91
25x16"	SHFG2516	88.43
25x20"	SHFG2520	106.81



T-Bar Aluminum Lattice


AL Series - Soft White
1/2x1/2x1/2" aluminum lattice only return air
T-Bar lay-in grille

SIZE	STOCK NO	EACH
12x24"	SHAL1224E	22.86
24x24"	SHAL2424E	42.51

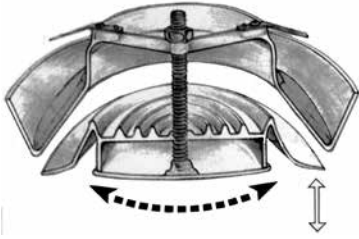
Bramec Egg Crate Louvers

White Polystyrene - 1/2" Open Cell Grid

DESCRIPTION	STOCK NO	EACH
3/8" thick 2'x4'	2X4EGCR	24.38
1/2" thick 2'x2'	2X2EGCR	21.24



Easy Air Grilles & Fittings⁽²⁷⁾



Ceiling and Wall Diffuser

- Molded round plastic grille.
- Non-sweating - paintable - match any ceiling
- Fully adjustable for room to room "balancing"
- Superior, quiet air distribution.
- Save time on installation, no special tools required
- Can be used for supply and exhaust air
- Available to fit 4", 5", 6", & 8" round duct
- White

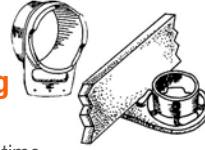
SIZE	STOCK NO	EACH
4"4EAGR	5.49
5"5EAGR	5.25
6"6EAGR	9.32
8"8EAGR	11.99

Terminator Collar

- Quick and easy installation with no sharp edges
- Can be used for ceiling or wall terminations
- Perforated mounting flanges for screws or nails
- Preset for 1/2" and 5/8" drywall
- 90° back-stop for a level, uniform installation
- Off-set from joist for easy install of ducting and clearance for application of tape or sealer
- Duct-Stop-Point ensures no screws penetrate the collar and impede insertion of the grille
- A rigid bottom flange guarantees the drywall router tool conforms to the circular opening
- Bottom flange for a permanent air seal
- V-shaped indentations on bottom edge for centering with previously installed fixtures



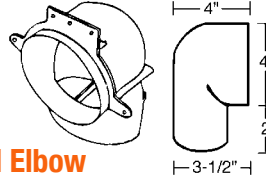
SIZE	STOCK NO	EACH
4"4EATM	15.54
5"5EATM	15.54
6"6EATM	15.54



Quick Mount Fitting

- All white plastic design
- Will not rust or sweat
- Simple to install - saves time
- Can be used for ceiling or wall applications
- Easy air grille pushes into quick mount
- White

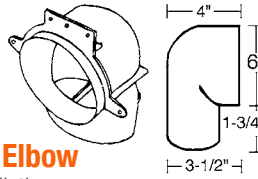
SIZE	STOCK NO	EACH
6"6EAQMF	9.41



4" Stack Head Elbow

- Ideal for wall installation
- Fits neatly in 2 x 4 walls
- Quick rough-in, easy to secure in place
- Good airflow - no leaks
- Adapts to 4" Easy Air grille
- White plastic

SIZE	STOCK NO	EACH
4"4EAWF	6.11



6" Stack Head Elbow

- Ideal for wall installation
- Fits neatly in 2 x 4 walls
- Quick rough-in, easy to secure in place
- Good airflow - no leaks
- Adapts to 6" Easy Air grille
- White plastic

Fits 6" oval pipe


SIZE	STOCK NO	EACH
6"6EAWF	12.21



Ceiling/Wall Fitting

- Installation through sheet rock or ceiling tile
- Fits neatly in 2 x 4 walls
- Quick rough-in-easy to secure in place
- Good airflow - no leaks
- Adapts to 4" Easy Air grille
- White plastic

SIZE	STOCK NO	EACH
6"6EACWF	6.11



(27)

Insulated Duct Access Doors

- 1" fiberglass installatio
- 24 gauge galvanized steel door panel
- 24 gauge galvanized steel frame
- Pre-formed galvanized steel tabs

Model ADC-D with cam latches

SIZE	STOCK NO	EACH
6x6"ADCD6X6	13.00
8x8"ADCD8X8	14.03
10x10"ADCD10X10	16.75
12x12"ADCD12X12	18.47
14x14"ADCD14X14	22.40
16x16"ADCD16X16	24.10
18x18"ADCD18X18	30.43
20x20"ADCD20X20	40.70
24x24"ADCD24X24	42.57

EWC Motorized Dampers

- Heavy Duty Frame
- Nylon Bushings for Quieter Operation
- LED's to Show Damper Operation
- Low Leakage
- Simple 3-wire Hook-up
- Available in 8x6" thru 30x30"



ND Side Mount Damper

Vertical blades

SIZE WXH	STOCK NO	EACH
10x8"	10X8SND	190.69
12x8"	12X8SND	195.34
14x8"	14X8SND	198.44
16x8"	16X8SND	201.02
18x8"	18X8SND	203.61
20x8"	20X8SND	208.26
22x8"	22X8SND	211.88
24x8"	24X8SND	216.01
14x10"	14X10SND	209.29
20x10"	20X10SND	224.79
20x12"	20X12SND	227.90
20x14"	20X14SND	232.03
20x16"	20X16SND	243.40
20x18"	20X18SND	252.18

ND Bottom Mount Damper

Horizontal blades



SIZE	STOCK NO	EACH
8x10"	8X10BND	197.41
8x12"	8X12BND	199.99
8x14"	8X14BND	203.09
8x16"	8X16BND	205.67
8x18"	8X18BND	208.26
8x20"	8X20BND	214.46
8x22"	8X22BND	218.08
8x24"	8X24BND	223.24
10x16"	10X16BND	219.11
10x14"	10X14BND	214.46
10x20"	10X20BND	232.55
12x14"	12X14BND	223.76
12x16"	12X16BND	226.35
12x18"	12X18BND	233.06

ND Bottom or Side Mount Damper

SIZE	STOCK NO	EACH
8x8"	8X8ND	189.14
10x10"	10X10ND	191.72
12x12"	12X12ND	209.29
14x14"	14X14ND	219.63
16x16"	16X16ND	233.06
20x20"	20X20ND	261.49

Motor Replacement Kit

Fits all dampers.

STOCK NO	EACH
MRK	103.35

Outdoor Air Sensor

Adjustable setting between 7° - 42°

STOCK NO.	EACH
OAS	34.62

Model URD

Round Damper



SIZE	STOCK NO	EACH
6"	URD6	146.25
8"	URD8	149.86
10"	URD10	154.00
12"	URD12	160.20

Model PRD-RD/CLBD

Round Pressure Regulating Damper



Single blade, round variation of a barometric relief damper. Resistance is controlled by offsetting the arm and adjustment weights. The arm can be inserted into either side for added versatility.

CLBD - adjusts to .3"WV to .8"WV with set screw

SIZE	STOCK NO	EACH
8"	CLBD8	113.69
10"	CLBD10	118.86
12"	CLBD12	125.58

Model PRD Bypass Pressure Regulating



Single blade, steel, barometric damper with a counter balance weighted arm. The PRD provides an economical solution for bypassing excess air when zone dampers close.

SIZE	STOCK NO	EACH
20 x 10"	PRD20X10	127.64

Model SID

Retro-Fit Damper



With MA-ND5 Motor Actuator

DUCT SIZE	STOCK NO	EACH
6"	SID6	116.27
8"	SID8	126.61

NCM-300

Control Panel

- Maximum of 3 zones
- Up to 2 stages of heating and 1 stage of cooling
- SAS sensor included for high and low temperature limit protection control



ZONES	STOCK NO	EACH
2-3	NCM300	207.22

BMPLUS

Control Panel

- Maximum of 5 zones.
- Up to 3 stages of heating and 2 stage of cooling
- Heat pump (dual fuel kit built in)
- SAS sensor included for high and low temperature limit protection control



ZONES	STOCK NO	EACH
3	BMPLUS3000	241.33
5	BMPLUS5000	329.70

Ultra-Talk Control Panel

NOT Compatible with RUUD Econet Systems

- Maximum of 3 zones.
- Up to 2 stages of heating and 1 stage of cooling
- System auto-configures itself
- Compatible with RUUD
- Communicating Thermostats
- SAS sensor included for high and low temperature limit protection control



Communicating Zone System

ZONES	STOCK NO	EACH
3	UT3000	480.60

UZC-4

Control Panel

- Maximum of 4 zones
- Up to 4 stages of heating and 2 stage of cooling
- Works with Multistage Thermostat
- SAS sensor included for high and low temperature limit control



STOCK NO	EACH
UZC4	477.50

Up to 16 Zone options available for custom orders

Honeywell Home

resideo.com

(31) Honeywell Wireless TrueZONE Kit

Includes Wireless FocusPRO Thermostat and Wireless Adapter



STOCK NO	EACH
Non-Programmable	
YTH5320R1025	258.61
5-1-1 or 5-2 Day Programmable	
YTH6320R1023	266.47
Wireless Adapter ONLY	
THM4000R1000	86.72

Honeywell TrueZONE Round Bypass Zone Damper



SIZE	STOCK NO	EACH
8"	CPRD8	159.61
10"	CPRD10	166.02
12"	CPRD12	169.83

(31) Honeywell TrueZONE Panels

with Transformer & C7735A Sensor



STOCK NO	EACH
3-Zone 1H/1C	
HZ311K	231.85
3-Zone 2H/2C	
HZ322K	302.67
4-Zone 3H/2C Dual Fuel compatible with an outdoor sensor added	
HZ432K	540.18



Heavy Duty, Professional Grade Co-Extruded Cloth Duct Tape

- Made using Polybonded CO-EX Technology
- Excellent holding power (High tack)
- Easy to unwind and tear
- Withstands extreme temperature fluctuations
- Waterproof backing
- Applicable Standards: FSI 15/SDI 40; UL 723

No. PC 657

SIZE	COLOR	STOCK NO	EACH
2" x 60 yd	Silver	2DUTA	18.12
2" x 60 yd	Black	2BLDUTA	18.12
2" x 60 yd	White	2WHDUTA	18.12

Cold Temperature Aluminum Foil Tape



- Excellent shelf life and indefinite product life after application
- Lined with paper release liner
- Superior stability during extreme fluctuations in temperature
- Resists water vapor, odor and smoke transmissions
- Applicable Standards: FSI 0/SDI 0; UL 723

No. AF 914CT & AF 975CT

SIZE	MIL	STOCK NO	EACH
2" x 50 yd	1.5	2ADUTA	12.01
3" x 50 yd	2	3ADUTA	16.70

Cold Temperature Foil/Scrim/Kraft Tape



- Maximum-strength acrylic adhesive
- Lined with paper release liner
- Superior stability during extreme fluctuations in temperatures
- Wrinkle-free backing resists tearing
- Resists water vapor and smoke transmission
- Applicable Standards: FSI 5/SDI 0; UL 723

No. AF 984CT

SIZE	STOCK NO	EACH
3" x 50 yd	3FSKADUTA	17.06



UL 181 A-P/B-FX Lister/Printed Aluminum Foil Tape

- Lined, 2 mil, dead-soft aluminum foil
- Excellent adhesion to rigid fiberglass ductboard and flexible air duct
- Flexible and easy to use to create airtight bonds
- Superior stability during extreme fluctuations in temperature
- Applicable Standards: UL 181A-P; UL 181B-FX; UL Listed; FSI 25/SDI 50; UL 723

No. AF 100 & AF 099

SIZE	STOCK NO	EACH
2 1/2" x 60 yd	212AF099DUTA	19.45
2 1/2" x 60 yd	212AF100EPDUTA	17.66

HVAC UL 181B-FX Listed Printed Cloth Duct Tape



- Resistant to flame spread, smoke generation, mold growth, humidity and the effects of high temperatures
- High holding power, superior shear strength, and easy to tear
- Applicable Standards: UL 181B-FX; UL Listed; FSI 15/SDI 30; UL 723

No. PC 857

SIZE	COLOR	STOCK NO	EACH
2" x 60 yd.	Silver	2FDUTA	19.16
3" x 60 yd.	Silver	3FDUTA	26.85

UL 181B-FX Listed Printed Film Tape



- Quick stick, High-tack, cold temperature acrylic
- Excellent conformability to uneven surfaces
- Easy to unwind and tear
- Color matches foil backed flex duct
- Applicable Standards: UL 181B-FX; UL Listed; FSI 25/SDI 50; UL 723

No. DC 181

SIZE	COLOR	STOCK NO	EACH
2" x 120 yd	Metallic	2ADUTA181	13.51
3" x 120 yd	Metallic	3ADUTA181	20.31

SPVC Line Set Tape



- UV-resistant, SPVC natural rubber adhesive
- Can be used in extensive temperature, moisture and humid conditions
- Meets OSHA color-coding requirements
- Standards: CID A-A-1689B, Type 1, Class 2

No. VP 410

SIZE	COLOR	STOCK NO	EACH
2" x 36 yd	White	2WLSTA	4.75
2" x 60 yd	Black	2BLSTA	7.94

UL 181B-FX Listed/Printed Shurmastic® Butyl Foil Tape



- Lined, non-flammable, butyl rubber
- Instant, water-resistant grip to most surfaces
- Paintable and recommended for aluminum
- Contains no asbestos, CFCs or PCBs
- Applicable Standards: UL 181B-FX; UL Listed; Pressure Classes SMACNA 1/2, 1, 2, 3, 4 & 6; Seal Classes A, B, C; UL 723

No. SF 686

SIZE	STOCK NO	EACH
2" x 100 ft	.2SFDUTA	29.65
3" x 100 ft	.3SFDUTA	43.46

WIT Adhesive



- Water based adhesive for bonding insulation material to sheet metal
- Designed for use with spray equipment
- Good wet track
- Non-flammable when wet

Stir water adhesives well before use

SIZE	STOCK NO	EACH
1 Gallon	GAWITAD	56.84

ASA-WFTC Insulation Adhesive



Duro Dyne ASA-WFTC is a fast tacking, quick bonding solvent base aerosol spray duct liner adhesive. It may be used for bonding low and high density duct liner or wrap to the interior or exterior of metal ductwork. ASA-WFTC bonds rubber, fiberglass, plastic, and other types of insulation to steel. ASA-WFTC is non-flammable.

SIZE	STOCK NO	EACH
Aerosol Spray	ASAW	19.07

K-Flex Tape ⁽²⁴⁾

rectorseal.com

Foam Insulation Tape



Foam Tape-a NBR/PVC-based, closed cell, elastomeric tape, with a factory-applied pressure sensitive adhesive that forms a long-lasting bond. It's perfect for short pipe runs or where tubing insulation is impractical to cover, such as covering fittings or valves.

SIZE	STOCK NO	EACH
2" x 1/8" x 30'	RE83041	13.46

Cork Tape



Cork Tape-a 55-percent cork-filled, rubber-based insulating tape with a grainy, rubber-like consistency; ideal for covering fittings & valves

SIZE	STOCK NO	EACH
2" x 1/8" x 30'	RE83040	26.87



Pipe wrap tape see page 1929

Wi-Fi Thermostats

Wi-Fi 9000 Color Thermostat

High-definition Touch Screen Display. Remote access through a computer, tablet or smart phone with Total Connect Comfrot Service. **7 Day Programmable or Non-Programmable**

STOCK NO	HEAT PUMP	CONVENTIONAL	EACH
TH9320WF5003	3H/2C	2H/2C	259.85



Wi-Fi VisionPro 8000 Thermostat

Remote access through a computer, tablet or smart phone with Total Connect Comfrot Service. **7 Day Programmable or Non-Programmable**

STOCK NO	HEAT PUMP	CONVENTIONAL	EACH
TH8321WF1001	3H/2C	2H/2C	268.99



Lyric T6 Pro Wi-Fi Thermostats

Wired in/outdoor sensors. Includes Ventilation Control. **Geofencing, 7-day, 5-2, 5-1-1 or non-programmable. Optional dual fuel (TH6320WF ONLY)**

STOCK NO	HEAT PUMP	CONVENTIONAL	VENTILATION	EACH
TH6220WF2006	2H/1C	2H/2C	No	164.36
TH6320WF2003	3H/2C	2H/2C	Yes	221.27



D6 Pro Wi-Fi Ductless Thermostat

Compatible with most major mini-split brands and models. Infrared range to ductless unit in line of sight is 30 ft. USB cable or wall plug included (120 volt). **7 day, 5-2 day, or 1-week programs, non-programmable, or GeoFence with sleep periods all through Lyric App.**

STOCK NO	EACH
DC6000WF1001	155.13



Lyric Accessories

Lyric C1 Wi-Fi Security Camera

Introducing the Lyric™ Wi-Fi Security Cameras. Versatile and easy to install indoors, the cameras notifies you on your smartphone or tablet if it detects unusual movement or sounds. You can set up one or many cameras to watch over your home, within the Lyric app.

- Intelligent Sound Detection
- High Definition Wide Angle View
- Adjustable Alert Zones
- Cloud and SD Storage
- Night Vision
- Two-way Talk

STOCK NO	EACH
CHC8080W1000	128.30



T-Series Thermostats

T3 Pro

Battery or Hardwired. UWP wall plate and small cover plate included. **Heat or Cool Only, Non-programmable**

STOCK NO	HEAT PUMP	CONVENTIONAL	IN/OUT SENSOR	EACH
TH3110U2008	1H/1C	1H/1C	No	34.70




T10+ Pro Smart with RedLINK Sensor

Hardwired, with Wi-Fi, Humidity and Ventilation controls. **Room Occupancy Detection (Up to 200ft.) Whole Home Control or Intelligent Room Control**

STOCK NO	HEAT PUMP	CONVENTIONAL	IN/OUT SENSOR	EACH
THX321WFS3001W	3H/2C	2H/2C	Yes	307.14

RedLINK Wireless Sensor 2-Pack

STOCK NO	EACH
C7189R20022	113.93



T4 Pro

Battery or Hardwired. **7 day, 5-1-1 day, 5-2 day, or Non-programmable**

STOCK NO	HEAT PUMP	CONVENTIONAL	IN/OUT SENSOR	EACH
TH4110U2005	1H/1C	1H/1C	No	61.73



T6 Pro

Battery or C-wire. **7-day, 5-2 or non-programmable**

STOCK NO	HEAT PUMP	CONVENTIONAL	IN/OUT SENSOR	EACH
TH6210U2001	2H/1C	1H/1C	No	88.07
TH6220U2000	2H/1C	2H/2C	Yes	118.90
TH6320U2008	3H/2C	2H/2C	Yes	134.32



T-Series Cover Plate

For use with T4 Pro, T6 Pro, T6 Pro Slab, and Lyric T6 Pro Thermostats

STOCK NO	EACH
THP2400A1068	12.83



Floor Thermostats

T6 Pro Slab Thermostat

Room and floor thermostat Main. Includes 15' Slab Sensor **7-day, 5-2, 5-1-1 or non-Programmable**

STOCK NO	EACH
TH6100AF2004	133.89



Honeywell Home
from resideo

FocusPRO Series



FocusPRO RedLINK System Kit

Includes Thermostat, Equipment Interface Module & Return Air Sensor.

STOCK NO	HEAT PUMP	CONVENTIONAL	EACH
FocusPRO 5000 • Non-Programmable			
YTH5320R1000	3H/2C	2H/2C	344.46
FocusPRO 6000 • 5-1-1 or 5-2 Day Programmable			
YTH6320R1001	3H/2C	2H/2C	360.22



FocusPRO RedLINK Thermostats

STOCK NO	HEAT PUMP	CONVENTIONAL	EACH
FocusPRO 5000 • Non-Programmable			
TH5320R1002	3H/2C	2H/2C	205.06
FocusPRO 6000 • 5-1-1 or 5-2 Day Programmable			
TH6320R1004	3H/2C	2H/2C	217.97

NOTE:
Wireless TrueZONE thermostat
Kit please see page 827

Wireless Remotes

Portable Comfort Control

Acts as Portable Thermostat for use with RedLINK devices

STOCK NO	EACH
REM5000R1001	154.42



Wireless Vent & Filter Boost

Wireless Ventilation Timer

STOCK NO	EACH
HVC20A1000	48.31



Wireless Entry/Exit Remote

RedLINK™ One-Touch Temperature Control

STOCK NO	EACH
REM1000R1003	54.89



VisionPRO Series



VisionPro 8000 Kit

With TH8321R1001 & RedLINK™ Internet Gateway
7 Day Programmable or Non-Programmable

STOCK NO	HEAT PUMP	CONVENTIONAL	EACH
YTH8321R1002	3H/2C*	2H/2C*	332.93

*Interface Module THM5421R1021 for more stages

VisionPRO 8000 Thermostats

Touchscreen with RedLINK technology
7 Day Programmable or Non-Programmable

STOCK NO	HEAT PUMP	CONVENTIONAL	EACH
TH8110R1008	1H/1C*	1H/1C*	237.66
TH8321R1001	3H/2C*	2H/2C*	290.72

*Interface Module THM5421R1021 for more stages



VisionPRO 8000 Cover Plate

STOCK NO	EACH
32003796001	17.68



Thermostat Sensors

STOCK NO	EACH
Outdoor Sensor	
C7089U1006	39.70
Indoor Sensor	
C7189U1005	45.88



Honeywell Home

from **resideo**



Prestige Series



Prestige 2-Wire IAQ Thermostat Kit

THX9421R5021WW Thermostat, Interface Module, RedLink Internet Gateway, & (2) Duct Sensors.

7 Day Programmable or Non-Programmable

STOCK NO	HEAT PUMP	CONVENTIONAL	EACH
YTHX9421R5127WW	4H/2C	3H/2C	455.28



Prestige 2-Wire IAQ Thermostat Kit

THX9421R5021WW Thermostat, Interface Module, Wireless Outdoor Sensor, & (2) Duct Sensors.

7 Day Programmable or Non-Programmable

STOCK NO	HEAT PUMP	CONVENTIONAL	EACH
YTHX9421R5101WW	4H/2C	3H/2C	512.68



Prestige 2-Wire IAQ Thermostat Kit

THX9421R5021WW Thermostat, Interface Module, & (2) Duct Sensors.

7 Day Programmable or Non-Programmable

STOCK NO	HEAT PUMP	CONVENTIONAL	EACH
YTHX9421R5085WW	4H/2C	3H/2C	435.30

Prestige 2-Wire IAQ Thermostat

Touchscreen with RedLINK technology
7 Day Programmable or Non-Programmable

STOCK NO	HEAT PUMP	CONVENTIONAL	EACH
THX9421R5021WW	4H/2C	3H/2C	388.83



RedLINK Accessories

Return Air Sensor

Mounts on Return Air for Back-up Control of non-zoned RedLink enabled thermostats.

STOCK NO	EACH
C7735A1000	82.92

FocusPRO Interface Module

Relocate thermostat or upgrade equipment without running new wires using this module and a wireless FocusPRO® thermostat

STOCK NO	EACH
THM5320R1000	196.65

RedLINK™ Internet Gateway

Internet Gateway connects RedLINK wireless thermostats to the Internet to provide remote control of RedLINK thermostats and accessories.

STOCK NO	EACH
THM6000R7001	101.42

Wireless Adapter

Use with RedLINK enabled thermostats and TrueZONE system (page 825)

STOCK NO	EACH
THM4000R1000	86.72

RedLINK™ Remote Module

Eliminates wiring to thermostat

STOCK NO	EACH
ERM5220R1018	175.56

WireSaver

The K terminal on the thermostat can be used to operate both the fan/compressor on a single wire.

For Wi-Fi thermostats with needed common wire

STOCK NO	EACH
THP9045A1023	21.00

Wireless Outdoor Sensor

Senses Outdoor Temperature & Humidity

STOCK NO	EACH
C7089R1013	88.38

Wireless Indoor Sensor

Senses Indoor Temperature & Humidity

STOCK NO	EACH
C7189R1004	65.51

Interface Modules

Used with Prestige & VisionPRO

Upgrades up to 4 Heat / 2 Cool Heat Pump or Up to 3 Heat / 2 Cool Conventional

STOCK NO	EACH
THM5421R1021	104.96

Includes 2 Duct Sensors

YTHM5421R1010	117.62
---------------	--------

Pro Series

E1 PRO Digital Thermostats

Non-Programmable. Battery or Hardwire.

DESCRIPTION	STOCK NO	EACH
1 Heat & 1 Cool	TH1110E1000	28.94

PRO 1000 Digital Thermostats

Non-Programmable. Battery or Hardwire.

DESCRIPTION	STOCK NO	EACH
Heat ONLY 35-85°F	TH1100DV1000	39.25
Heat & Cool	TH1110DV1009	40.08

FocusPRO Cover Plate

For use with FocusPRO 6000 & 5000 (Page 902)

STOCK NO	EACH
50007298001	71.02

Honeywell Home
from **resideo**

Mercury FREE

The Round® Thermostats

Electronic switch, 40° to 90°. 5-Year Warranty.

DESCRIPTION	STOCK NO	EACH
Heat ONLY	T87K1007	52.98
Heat & Cool	T87N1000	77.53

Easy-To-See Thermostat

Raised and enlarged 5, 6, 7, and 8 represent 50, 60, 70 and 80°F, reading & setting ease for 24 Vac.

DESCRIPTION	STOCK NO	EACH
Heat & Cool	T87N1026	97.04

Digital Round™ Thermostat

Non-Programmable, Large digital display, with one-touch backlighting. Twist the cover ring for temperature adjustments.

DESCRIPTION	STOCK NO	EACH
Heat & Cool	T875C1005	66.51

Garage Thermostat

Single Stage • 35° - 85° Range

DESCRIPTION	STOCK NO	EACH
Heat ONLY	T822K1042	47.78

Subbases

Universal Thermostat Guard

This thermostats guards enclose and protect wall thermostats against tampering, damage and unauthorized thermostat adjustments

SIZE	STOCK NO	EACH
Medium	TG511A1000	35.28



Line Voltage Thermostats

Winter Watchman

Used as a freeze warning device. Plug in household lamp to bottom of receptacle. On temperature fall circuit completes to lamp indicating inoperative heating equipment.

STOCK NO	EACH
S483B1002.....	50.28



Honeywell
Home
from
resideo

PRO Thermostats

Pro1 T701i Wi-Fi Thermostat Programmable Through App, Hardwire Only.

STOCK NO	CONVENTIONAL	EACH
T701i	1H/1C	94.29



Pro1 T855i Wi-Fi Thermostat 7 Day - 5/1/1 - 5/2 or Non-Programmable, Hardwire.

STOCK NO	HEAT PUMP	CONVENTIONAL	EACH
T855ISH	3H/2C	2H/2C	150.69



Pro1 800 Series Thermostats T-805 • 7 Day - 5/1/1 Programmable, Battery or Hardwire.

STOCK NO	CONVENTIONAL	EACH
PD411064	1H/1C	89.05



T-855 • 7 Day - 5/1/1 Programmable, Battery or Hardwire.

STOCK NO	HEAT PUMP	CONVENTIONAL	EACH
PD411065	3H/2C	2H/2C	102.01

Pro1 700 Series Thermostats T-701 • Non-Programmable, Battery or Hardwire.

STOCK NO	CONVENTIONAL	EACH
PD411060	1H/1C	43.00



T-705 • 7 Day - 5/1/1 Programmable, Battery or Hardwire.

STOCK NO	CONVENTIONAL	EACH
PD411061	1H/1C	49.41



T-721 • Non-Programmable, Battery or Hardwire.

STOCK NO	HEAT PUMP	CONVENTIONAL	EACH
T721	2H/1C	1H/1C	60.57

T-755 • 7 Day - 5/1/1 or Non-Programmable, Battery or Hardwire.

STOCK NO	HEAT PUMP	CONVENTIONAL	EACH
PD411085	3H/2C	2H/2C	86.37

T-755S • 7 Day - 5/1/1 or Non-Programmable, Battery or Hardwire. Remote & Outdoor Temperature Sensor Capable.

STOCK NO	HEAT PUMP	CONVENTIONAL	EACH
PD411097	3H/2C	2H/2C	108.25



T-755H • 7 Day - 5/1/1 or Non-Programmable, Battery or Hardwire. With Humidity Control.

STOCK NO	HEAT PUMP	CONVENTIONAL	EACH
PD411089	3H/2C	2H/2C	270.26

T-771 • Non-Programmable. Battery or Hardwire. Setpoint range from 25°F to 99°F, great for garages.

STOCK NO	DESCRIPTION	EACH
PD411072	1 Heat/1 Cool Only	41.60



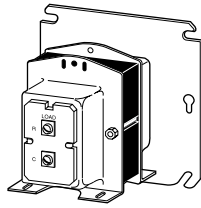
Pro1 Remote Outdoor Sensor For use with T-55S (PD411097)

STOCK NO	EACH
PD411098.....	32.19



NOTE:
For T925 (411067) Heat Pump thermostat please see page 725

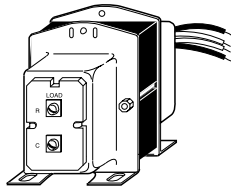
Transformers



AT72D1683 Nema Standard Transformer

For 24V control circuit step-down transformer designed to power any 24V control system, including thermostats, gas valves and/or relays. 120V Primary. 40VA Cap.


STOCK NO	EACH
AT72D1683	41.34



AT87A1106 Nema Standard Transformer

Used primarily for powering 24V air conditioning circuits. Can also be used in other applications that do not exceed the listed ratings. 120/208/240 Primary. 45VA Cap.

STOCK NO	EACH
AT87A1106	54.89



AT175A1008 General Purpose Transformer

Provide power to 24 Vac circuits in heating/cooling control systems. Intended for use in systems with predictable, uniform loads. Can be used in any application that does not exceed the listed ratings. Foot-mounted, plate-mounted on 2x4" or 4x4" outlet box, clamp-mounted using outlet box knockout, or panel-mounted. Screw terminals, 120/208/240 primary voltage. 75VA output.

STOCK NO	EACH
AT175A1008	63.19



AT140A1000 General Purpose Transformer

40 VA, Universal Mount (foot, plate, clamp) 120 Vac transformer.

STOCK NO	EACH
AT140A1000	22.99



Fan and Limit Controller

125°F fan on & 100°F fan off stops, 200°F high limit and 11-1/2" insertion.

INSERTION	STOCK NO	EACH
11-1/2"	L4064B2210	165.59
5"	L4064B2228	159.39

Universal Integrated Furnace Control

STOCK NO	EACH
S9200U1000	180.98

Electronic Timer

STOCK NO	EACH
ST9120U1011	203.36

Carbon Monoxide Detectors ⁽²⁾

aerionics.info



Carbon Monoxide Detector

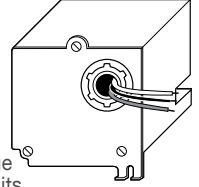
Detector, Controller & Transducer

Low voltage, dual relay.

Selectable options include:

- Fan relay actuation: selectable at 15, 25, 35 (default), 50 or 100 ppm CO
- Output: Fan relay, Alarm relay and 4-20mA current loop
- Controls: Digital display (0-200 ppm), buzzer, fan delay, fan minimum runtime

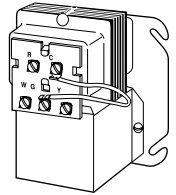
STOCK NO	EACH
CM6	464.79



Fan Relays

Provides control of line voltage fan motors and auxiliary circuits in heating, cooling or heating-cooling system.


STOCK NO	EACH
R8225A1017	96.09



Fan Centers

Provide 24-volt control of line voltage fan motor and auxiliary circuits in heat, cool, or heat/cool systems. Step-down transformer provides low voltage power. Mounting plate replaces cover of standard 4x4" junction box.

DESCRIPTION	STOCK NO	EACH
SPDT (Plug in)	R8239A1052	72.73
DPDT	R8239B1076	102.38



General Purpose Relay

Provides general purpose and heavy duty switching for refrigeration and air conditioning equipment, appliances, vending machines and similar applications.

Double quick-connect coil terminals.

Untaped coil assures cooler operation.

Basic designed for easy replacement of old relays.

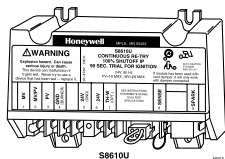
VOLTAGE	STOCK NO	EACH
24v	R8222D1014	27.37

Honeywell Home

from
resideo

Universal Intermittent Pilot Module

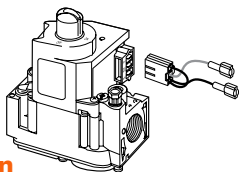
Field service replacement for most Honeywell, Robert Shaw, Johnson and UTEC(HSC) intermittent pilot ignition modules. 100 percent pilot gas shut-off and lockout on loss of pilot flame. Includes remote reset and automatic vent damper plug. For use in systems with combination igniter-sensor(single rod or sense) or separate igniter and sensor (dual rod or remote sense). Natural or LP gas.



STOCK NO	EACH
VR8300M4406	158.76

VR8345M Universal Electronic Ignition Combination Gas Control

For use with direct spark ignition, hot surface ignition or intermittent pilot ignition in 24 VAC, gas-fired appliances with capacities from 30 to 415 cfh. Control includes manual valve, two automatic operators, pressure regulator, pilot adjustment, pilot plug and ignition adapter. For use with natural or manufactured gas or LP gas. Includes converter kit to adapt from natural to LP gas.



STOCK NO	EACH
VR8345M4302	177.91

VR8300 Combination Gas Controls

Single Stage, Standard Opening, Standing Pilot Gas Valve 3/4" x 3/4" • Set 3.5" WC 30-300 CFH



STOCK NO	EACH
VR8300M4406	193.75

Q314A4586 Pilot Burner

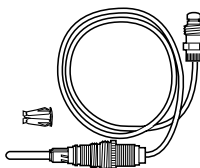
Non-primary aerated, insert orifice-type pilot burner.



STOCK NO	EACH
Q314A4586	50.31

Honeywell Q340A Universal 30 mV Thermocouples

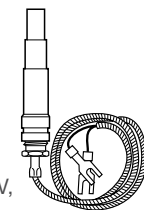
LENGTH	STOCK NO	EACH
18"	Q340A1066	12.10
24"	Q340A1074	12.60
30"	Q340A1082	13.35
36"	Q340A1090	13.82



Replacement "Thermopile" Generators

Provides power for a millivoltage self-powered control system. Thermopile generator, 600-750mV, 35" leads, use with Q314.

LENGTH	STOCK NO	EACH
47"	Q313A1055	85.77
35"	Q313A1139	73.57



Honeywell Glowfly™ Universal Hot Surface Igniter

OEM quality. Three year warranty.



DESCRIPTION	STOCK NO	EACH
Single	Q3200U1004	46.63
6 Pack	Q3200U2002	268.47

Aluminum Pilot Tubing

SIZE	STOCK NO	EACH
50' Coil	14X50AL	32.90



Pilot Tubing Kit

with fittings

SIZE	STOCK NO	EACH
1/4" OD x 5'	803008	16.23

181SP Nut with Breakaway Sleeve

STOCK NO	EACH
14ALN	1.89



Gas Line Labels

Roll of 250

STOCK NO	EACH
DJV5751	48.95

Motor-Mate Universal Capacitor

STOCK NO	EACH
MMUNICAP	74.42

Direct Ignition Gas Valve Replacement

24v, Single Stage. 1/2" x 1/2" Set 3.5"

OPENING	STOCK NO	EACH
Slow	VR8215T1502	107.04
Standard	VR8215S1503	107.04

Honeywell
Home
from
resideo

Gas Pressure Regulators ⁽³¹⁾

maxitrol.com



325 Series Maxitrol Lever Acting Gas Appliance Pressure Regulators

- Not a line regulator
- LP gas applications
- Full lock-up Spring 4-12"
- Maxitrol tested up to 10 psi

SIZE	PRESSURE DROP .64 SP GR GAS IN CFH	STOCK NO	EACH
Vent not available			
1/2"	204	123253445PSI	38.16
1/2"	476	123255A5PSI	75.05
3/4"	583	343255A5PSI	75.05
1"	673	13255A5PSI	75.05

325 Series 10 P.S.I. Specifications			
Model	Individual Load	Combined Load	
325344 (1/2")	100 CFH	150 CFH	
3255A (1/2")	325 CFH	325 CFH	
3255A (3/4")	325 CFH	325 CFH	
3255A (1")	325 CFH	325 CFH	



325 Series Lever Acting Design

- CSA Certified: 2 psi Max.
- Line Regulator w/Vent Limitation
- Positive Dead-End Lockup
- ANSI Z21.80/CSA 6.22 Line Pressure Regulator
- Certified Spring 7" to 11" w.c.
- Suitable for multi-positional mounting, Upright only with Vent Limiter/Protector.

MODEL	SIZE	STOCK NO	EACH
With Vent Limiter			
325-3L	3/8"	383253	40.17
	1/2"	123253	24.90
325-5L	1/2"	123255	64.71
	3/4"	343255	61.71
	1"	13255	64.71
Without Vent Limiter			
325-7AL	1 1/4"	1143257AL	153.20
	1 1/2"	1123257AL	153.20
325-9L	1 1/2"	1123259L	415.83
	2"	23259L	415.83

325 Series 2 P.S.I. Specifications				
Model	Individual Load	Combined Load	For use with Vent Limiter	
325-3L (3/8", 1/2")	140 CFH	250 CFH	12A09	Included
325-5L (1/2")	425 CFH	500 CFH	12A39	Included
325-5L (3/4", 1")	425 CFH	600 CFH	12A39	Included
325-7AL (1 1/4", 1 1/2")	1250 CFH	1250 CFH	12A49	
325-9L (1 1/2", 2")	2250 CFH	2250 CFH	12A49	

Capacity table is used to determine the maximum multiple appliance load. The largest, single appliance served by regulator should not exceed the maximum, individual load specified above.



Lever Acting Design

- Line Regulator with OPD
- For piping systems up to 5 psi.
- Positive Dead-End Lockup
- ANSI Z21.80/CSA 6.22 Line Pressure Regulator
- Certified Spring 7" to 11" w.c.
- Suitable for multi-positional mounting

MODEL	SIZE	STOCK NO	EACH
With Vent Limiters			
325-3L48	1/2"	123253L48	73.01
325-5L48	1/2"	123255L48	117.26
	3/4"	343255L48	117.26
325-5L600	3/4"	343255L600	234.17
	1"	13255L600	234.17

325 Series 5 psi Specifications			
Model	Total Load	Vent Limiter	
325-3L48 (1/2")	200 CFH	2 - 12A09 Included	
325-5L48 (1/2")	235 CFH	12A09 & 12A39 Included	
325-5L48 (3/4")	320 CFH	12A09 & 12A39 Included	
325-5L600 (3/4")	425 CFH	12A09 & 12A39 Included	
325-5L600 (1")	465 CFH	12A09 & 12A39 Included	

Lever Acting Design

- Line Regulator with OPD
- For piping systems up to 5 psi.
- Positive Dead-End Lockup
- ANSI Z21.80/CSA 6.22 Line Pressure Regulator
- Certified Spring 7" to 11" w.c.
- To be mounted in a horizontal upright position only. Upright only with Vent Limiter/Protector.

MODEL	SIZE	STOCK NO	EACH
Without Vent Limiter			
325-7AL210D	1 1/4"	1143257L210D	670.55
	1 1/2"	1123257L210D	670.55
325-9L210E	1 1/2"	1123259LOPD	1365.83
	2"	23259LOPD	1365.83

325 Series 5 psi Specifications			
Model	Total Load	For use with Vent Limiter	
325-7AL210D (1 1/4")	900 CFH	12A39	
325-7AL210D (1 1/2")	900 CFH	12A49	
325-9L210E (1 1/2", 2")	2250 CFH	12A49	

Vent Limiters

For use with models: 325-7AL210D, 325-9L210E, 325-7AL, & 325-9L

SIZE	STOCK NO	PRICE
3/8" NPT	12A39	27.92
1/2" NPT	12A49	152.81



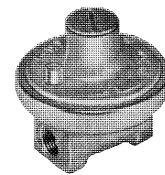
Balanced Valve Design

- 10 psi Max.
- Appliance Regulator
- Non-Lockup
- Appliance, non-lock-up standing pilot.
- Non-lock Spring 5-15"

MODEL	SIZE	STOCK NO	EACH
Vent Limiter not available			
210D	1"	1210D	460.37
	1 1/4"	114210D	460.37
	1 1/2"	112210D	460.37

210D Series Specifications		
Model	PSI	Max.(4.OPD)
210D (1", 1 1/4", 1 1/2")	10 PSI	2500 CFH

Vent not available



Maxitrol Pressure Regulators Rubber Seat Poppet Models

For Use Under 1/2 P.S.I. Inlet Pressure

SIZE	PRESSURE DROP INCHES W.C.	STOCK NO	EACH
With Vent			
1/2"	60,000	12RV47L	29.00
1/2"	130,000	12RV48	35.67
3/4"	150,000	34RV48	35.67

Primarily for main burner load applications Spring 3-5"

RV Series 1/2 PSI Specifications

Model	Total Load (0.3 PD)
RV47L (1/2")	60 CFH
RV48 (1/2")	130 CFH
RV48 (3/4")	150 CFH

Maxicap Regulator Weather Guard

Prevents freeze-ups, keeps vent passages free of insects and debris.

STOCK NO	PRICE
MAMC3	5.72
MAMC5	7.73



Vent Protectors

Use on vent opening to protect breathe hole from rain, snow, foreign particles and insects.

Minnesota Code Requirement

SIZE	STOCK NO	EACH
1/8" NPT	MA13A15	18.03
3/8" NPT	MA13A155	26.43

Note: 13A15 is for use with 325-3 & 325-3L
13A15-5 is for use with 325-5a & 325-5AL



Vent Limiter

ESCAPEMENT RATE	SIZE	STOCK NO	EACH
1.55 CFH	1/8" NPT	12A04	11.37
1.0 CFH	1/8" NPT	12A09	11.73



Ritchie No 78060 Gas Pressure Test Kit

Easier to use than a manometer, this compact kit helps you accurately set manifold pressure for natural or L.P. gas.

STOCK NO	EACH
R178060	82.77



Gas Test Gauges

Black pipe gas line test gauge.

MODEL/SIZE	PSI	STOCK NO	PRICE
TG-30-12 - 1/2"	0-30	12GASTEST	15.86
17714 - 1/2"	0-100	BR17714	14.49



Gas Pressure Regulators ^(341B)

fiorentini.com



Pietro Fiorentini PF400S Standard Model

ANSI Z21.80A-2012 / CSA 6.22A-2012(R2016)
Class I for outlet pressures up to 14" W.C. Certified
ANSI Z21.18B-2012 / CSA 6.3B-2012 (R2017) for
inlet pressure up to 5 PSI certified

- Filter included in all models.
- Inlet Pressure: 1 PSIG to 2 PSIG CSA approved
- Max. Inlet 10 PSIG for non-CSA applications
- Outlet pressure: 2.5" W.C. to 14" W.C.
- Temperature range: -40°F to 150°F

SIZE STOCK NO EACH

With Vent Limiter
1/2" 12PF400SVLF 36.75

CAPACITY FOR MULTI-APPLIANCE SERVICE (SCF/H)				
Outlet Pressure Set Point	Inlet 3 PSI	Inlet 5 PSI	Inlet 10 PSI	
PF400 1/2"	2.5" W.C.	350	400	400
	7" W.C.	350	400	400
	10" W.C.	350	400	400
	14" W.C.	350	400	400



Pietro Fiorentini Governor Standard Model

ANSI Z21.80A-2012 / CSA 6.22A-2012(R2016)
Class I for outlet pressures up to 14" W.C. Certified

- Inlet and Outlet test ports 500 to 1 Turndown
- Filter included in all models
- Inlet Pressure: 3" W.C. to 2 PSIG CSA approved
- Max. Inlet 7.25 PSIG for non-CSA applications
- Outlet pressure: 2" W.C. to 14" W.C. and up to 4.25 PSIG for non-CSA applications
- Temperature range: -40°F to 150°F

SIZE STOCK NO EACH

With Vent Limiter
1/2" 12F310511BS 56.63
3/4" 34F310522BS 75.75

Capacity in cfm for .60 Specific gravity gas with filter				
Outlet Pressure Set Point	Inlet 14" W.C.	Inlet 1 PSIG	Inlet 2 PSIG	
31051 1/2"	8" W.C.	386	552	785
	11" W.C.	218	511	785
31052 3/4"	8" W.C.	369	665	946
	11" W.C.	363	616	946

Oil Burner Controls ⁽³¹⁾

resideo.com



Combination Protectorelay and Hydronic Heating Controllers

Immersion type aquastat controller and oil burner primary control, provides high limit and low limit/ circulator control for oil-fired hydronic heating systems. Mount directly on burner.

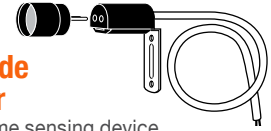
STOCK NO EACH
R8182D1079 1109.94



Universal Digital Oil Primary

Field Adjustable Timings
Timing - 15,30,45 Seconds.
Valve-On Delay - 0-30 Seconds.
Burner Motor Off Delay - 0-8 Minutes.

STOCK NO EACH
R7284U1004 105.18



Cadmium Sulfide Flame Detector

Photoconductive flame sensing device for sequencing oil burner systems. Wire into protecto relay 60" lead.

STOCK NO EACH
C554A1463 36.49

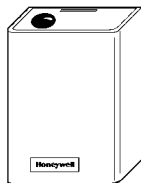
Cad Cell Plug in eye ⁽²¹⁾

STOCK NO EACH
130367 44.30

Honeywell Home

from resideo

Switching Relays



RA89A Low Voltage Relay

This switching relay provides intermediate switching to permit a low-voltage controller to control a line voltage device. An internal transformer provides low-voltage power for the control circuit. The RA89A is used with Series 80 controllers to switch one line voltage load.

Model	Switching	Volts	Cycles
RA89A1074	S.P.S.T.	240	60

STOCK NO	EACH
RA89A1074	102.92



Universal Switching Relay

The R8845U Universal Switching Relay provides intermediate switching of line- and low-voltage devices from a line- or low voltage controller. The R8845U may be used to replace several Honeywell or competitive switching relays and is typically applied in hydronic heating systems.

STOCK NO	EACH
R8845U1003	97.66

Taco Zone Controls ⁽²⁴⁾

Taco Zone Valve Controls

ZONES	STOCK NO	EACH
3	TAZVC403	137.15
4	TAZVC404	159.78
6	TAZVC406	217.56

EXP Zone Valves with Powerport Option

STOCK NO	EACH
TAZVC404EXP	170.57
TAZVC406EXP	225.21

TACO EXP Zone Valve Specifications						
Stock Number	No. Zones	Pwrprt Slots	PwrCntrl Plugs	Transformer Rating	Transformer Voltage Input	
ZVC404EXP	4	2	1	40 VA	120 VAC	
ZVC406EXP	6	2	1	75 VA	120 VAC	

Zone Controls with PowerPort Option

Combine clearly labeled PC board layouts with advanced features that allow for total system customization. UL and CSA listed. Use standard "ice cube" replaceable relays and are compatible with conventional and programmable thermostats.

Taco Switching Relay Pump Controls With Priority

ZONES	STOCK NO	EACH
1	TASR501	83.71
2	TASR502	172.66
3	TASR503	184.14

EXP Switching Relay Pump Controls with PowerPort Option

STOCK NO	EACH
TASR501EXP1	163.26
TASR503EXP	186.23
TASR504EXP	238.44
TASR506EXP	293.10

TACO EXP Switching Relay Specifications					
Stock Number	No. Zones	Pwrprt Slots	PwrCntrl Plugs	Transformer Voltage	Max.Comb. Load
SR501EXP	1	0	1	120 VAC Input	5 amps
SR503EXP	3	3	1	120 VAC Input	20 amps
SR504EXP	4	3	1	120 VAC Input	20 amps
SR506EXP	6	3	1	120 VAC Input	20 amps

Taco Add-On Controls ⁽²⁴⁾



Variable Speed Pump Mixing Control

STOCK NO	EACH
TAPC705	505.09

Replacement Relay

STOCK NO	EACH
TASR024001	64.56

Taco Zone Controls ⁽²⁴⁾

Taco RMB-1 3/4" Radiant Mixing Block

- All-in-One Injection Piping, Pumping, Air Elimination and Control Package.
- Only 4 Pipe Connection Required.
- Plug-in Low Voltage Connections.
- Line Cord Included, Hard Wire Option.



SIZE	STOCK NO	EACH
3/4" Connections	TARMB1	2081.47

Taco Set Point i Series Mixing Valve

- Ball Valve Design, High Cv.
- Operates Off Constant Power or Relay End Switch.



SIZE	STOCK NO	EACH
1" Connections	TAI100C3S1	512.20

Aquastat Controller

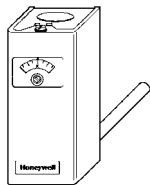


Dual Aquastat Controller

High limit, low limit and/or circulator controllers used to regulate boiler water temperature in gas-fired hydronic heating systems. Immersion type, liquid filled sensing element actuates two snap switches. Does not require leveling. Adjustments made inside front cover.

STOCK NO	EACH
L4081A1023	318.60

Aquastat Controllers



L4006A1678 Aquastat Controller

Immersion type controllers for limiting or regulating temperatures of liquids in boilers or tanks. Breaks on temperature rise, high or low-limit. 240 F Stop. For 3" Wel.

STOCK NO	EACH
L4006A1678	178.73



L4006A1959 Aquastat Controller

Immersion type controllers for limiting or regulating temperatures of liquids in boilers or tanks. High limit with 40°F to 180°F operating temperature and 2 F fixed differential.

STOCK NO	EACH
L4006A1959	178.08



L4008A1015 Remote Bulb Controller

Hydronic controllers for limiting or regulation temp. of boiler water or liquid in tanks. Can also sense duct or outside air temperature. 240° F Stop.

STOCK NO	EACH
L4008A1015	191.13

L6006A1145 Aquastat Controller

Immersion type controllers for limiting or regulating temperature of liquids in boilers or tanks. Circulator or high or low-limit. 5-30 F adjustable differential. 240 F Stop.

STOCK NO	EACH
L6006A1145	187.78

L6006C1018 Aquastat Controller

Designed for surface mounting. Mounting bracket is furnished for pipe-strap mounting. No tapping of the boiler or draining of the system required. Range 60-200 Fah. 5-30 F adjustable differential.

STOCK NO	EACH
L6006C1018	168.81

L6008A1192 Remote Bulb Controller

Hydronic Controllers for limiting or regulating temperature of boiler water or liquid in tanks. Can also sense duct or outside air temperature. 5-30 F adjustable differential. 240 F Stop.

STOCK NO	EACH
L6008A1192	304.83

Aquastat Relays



L4006 Aquastat Manual Reset High Limit

Strap-On type controllers for limiting or regulating temperatures of liquids in boiler or tanks.

STOCK NO	EACH
L4006H1004	270.19

Tekmar Controls

tekmarcontrols.com



One Stage Setpoint Control 150

Digital display and a remote sensor. Wide setpoint range, accurate to within $\pm 0.5^\circ$ F. Ideal for slow responding systems. Heating or cooling systems controlled through the SPDT output relay. 24V Class 2 power supply.

STOCK NO	EACH
TE150	227.88

2-Stage Setpoint Control 152

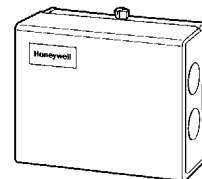
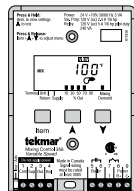
Has adjustable differentials, time delays, and a very wide setpoint range. A Universal Sensor 071 is supplied with control.

STOCK NO	EACH
TE152	306.72

Variable Speed Mixing Control 356

Outdoor reset control with Injection mixing. Operates boiler. Operates and varies the speed of injection pump. Sensors Included. 24V Class 2 power supply.

STOCK NO	EACH
TE356	381.78



L8124G1020 Triple Aquastat Relay

Immersion-type controller combines high limit protection with low limit and circulator control.

STOCK NO	EACH
L8124G1020	411.15

L8148A1017 Aquastat Relays

Immersion-type controllers combine high limit protection with switching relay control of burner and circulator motors. Aquastat relay, Hi-limit, switching control of burner and circulator, 140-240 F., 120V.

STOCK NO	EACH
L8148A1017	284.53

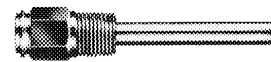
L8148J1009 Aquastat Relays

Immersion-type controllers combine high limit protection with switching relay control of burner and circulator motors. 24V or milli-volt. Up to 3 zones.

STOCK NO	EACH
L8148J1009	350.18

(21)

Immersion Wells



STOCK NO	EACH
HO121371A	63.32
HO121371B	72.10
HO121371L	84.14
HO121371M	95.00
HO123871A	89.90
HO123872A	81.84

Used With Aquastat	Model	Tapping	Bulb Dia.	Insertion	Insulation Depth
L8124G	*121371A	1/2"	3/8"	3"	1 1/2"
L8148A	*121371B	3/4"	3/8"	3"	1 1/2"
L8148J					
L4006A	*121371L	1/2"	3/8"	3"	3"
L4006E	*121371M	3/4"	3/8"	3"	3"
L4008A	123871A	3/4"	3/8"	3"	3"
L6006A	123872A	1/2"	3/8"	3"	3"
L6008A					
L8124G					
L8148A					
L8148J					
T675A	112622AA	1/2"	1/2"	4"	1 1/2"

*With mounting clamps

Consult our heating department for explanation or list of control functions.

Hydronic Controls ⁽³¹⁾

(Ideal for Radiant Floor Heating Systems)

tekmarcontrols.com

Tekmar Controls & Thermostats

Invita™ WiFi Thermostat 564

- Ventilation
- Slim profile with multiple display color options
- Mobile & web app, warning email notifications
- Relative humidity control
- Weather, outdoor temperature
- Programmable schedule with early start, energy monitoring
- Water leak notification when connected to Watts FloodSafe Water Detector Shutoff

Conventional systems: Up to 2-stage heating, 2-stage cooling, fan and 2 accessories

DESCRIPTION	STOCK NO	EACH
White	TE564	255.62
Black	TE564B	269.46



Non-Programmable Thermostats

- For HRF Heating Systems with Cooling and Slab Temperature Limits.
- Air and/or slab temperature control.
- 2-4 temps per day, 7 day or 24 hour schedules.
- Permanent or temporary overrides.
- No need to reset after power outage.
- 4 hour clock back-up (no battery needed).
- 24V (ac) power supply.
- Adjustable heating cycles per hour.

DESCRIPTION	STOCK NO	EACH
1stage heat ONLY	TE518	114.41
1stage heat air & slab w/sensor	TE519	129.95



tN4/tN2 Thermostat 552/553

- Remote Sensing.
- Touchscreen.

DESCRIPTION	STOCK NO	EACH
1 Stage Heat	TE552	261.90
2 Stage Heat, 1 Stage Cool, Fan	TE553	369.36



tN4/tN2 Thermostat 557

- Radiant Floor.
- 2 Heat Pump, 2 Cool.
- Backup.
- Humidity.
- Touchscreen.

STOCK NO	EACH
TE557	567.54



3-Way Brass Mixing Valve

Female NPT Connections

SIZE	STOCK NO	EACH
3/4"	TE710	190.62
1"	TE711	191.70
1 1/4"	TE712	195.48



4-Way Brass Mixing Valve

Female NPT Connections

SIZE	STOCK NO	EACH
3/4"	TE720	197.64



Transformer Kit

24 Volt
Includes Mounting Box

STOCK NO	EACH
TE009K	102.60



Consult our heating department for explanation or list of control functions.

WiFi Thermostat 561/562

- 3.5" Color Touchscreen.
- Website, Apple iOS & Android Apps.
- Designed to Support Radiant Floor.
- 7 Day Programmable and Energy Savings Mode.
- Email Error and Warning Notifications.
- Local Weather & Outdoor Temperature.
- Clock & Software Updated Automatically.

DESCRIPTION	STOCK NO	EACH
1 Stage Heat	TE561	227.88
2 Stage Heat, 1 Stage Cool, Fan	TE562	289.98



Switching Relays

- Connects thermostats and operates circulators to heat a zoned hydronic heating system.
- 303P, 304P and 306P provide a RoomResponse™ signal to modulating-condensing boilers to optimize comfort while improving boiler efficiency and energy savings.

CONNECTIONS	STOCK NO	EACH
Up to 1 Thermostat	TE301P	80.61
Up to 3 Thermostats	TE303P	196.28
Up to 4 Thermostats	TE304P	245.81
Up to 6 Thermostats	TE306P	317.09



Zone Valve Controls

- Connects thermostats and operates zone valves to heat zoned hydronic heating system.
- Provides a RoomResponse™ signal to modulating-condensing boilers to optimize comfort while improving boiler efficiency and energy savings.

CONNECTIONS	STOCK NO	EACH
Up to 3 Thermostats	TE303V	150.80
Up to 4 Thermostats	TE304V	182.84
Up to 6 Thermostats	TE306V	231.59



tN2 Wiring Center 313/314

- CSA C US Certified for use in USA and Canada
- External diagnostic LEDs
- For two-stage tekmarNet@2 Thermostats ONLY

ZONING	STOCK NO	EACH
4-Zone Valves	TE313	317.52
4-Zone Pumps	TE314	329.40



tN2 House Control 402/403

- 4-Zone Valves
- Boiler, DHW & Setpoint, Mixing

ZONE OUTPUTS	STOCK NO	EACH
Four 24V (ac)	TE402	883.44
Four 115V (ac)	TE403	982.26



tN2 House Control 406

- 2-Stage Heat Pump
- Boiler BU, Mixing, 4 Valves

STOCK NO	EACH
TE406	1380.24



Boiler Controls

Two Stage Boiler Control 261



Designed to control two separate on/off boiler stages (or one low/high fire) in order to provide outdoor reset or setpoint operation.

STOCK NO	EACH
TE261	577.80

Smart Boiler Control 294



- Supports reverse return, primary-secondary and variable primary flow piping systems
- Sequential or parallel staging for condensing and non-condensing
- Remote access using Watts OnSite app
- Operates 4 boilers, expandable with TE294EXP
- 5 inch color touchscreen
- 115 V (ac) plus/minus 10%, 60 Hz, 9 W

STOCK NO	EACH
TE294	1292.22

Smart Boiler Expansion



- Expansion for 4 boilers
- LED status indicators for power, communication, each boiler and pump/valve
- 3-wire communication
- Boiler configuration selected by DIP switches

STOCK NO	EACH
TE294EXP	894.78

Snow Melting Controls

Snow Melting Control 654



- The 654 has an automatic start and stop function when used with Snow/Ice Sensor 090.
- Automatic start with a timed stop is available when used with the Snow Sensor 095.
- Power supply 24V.

STOCK NO	EACH
TE654	682.56

WiFi Snow Melting Control 670



Boiler & Mixing/Electric. Works with the tekmar Snow/Ice Sensor 090 or Snow Sensor 095. Auto storm shut down & slab protection.

STOCK NO	EACH
TE670	2242.08

WiFi Snow Melting Control 671



Boiler & Mixing/Electric. Works with the tekmar Snow/Ice Sensor 090 or Snow Sensor 095. Manual storm operation.

STOCK NO	EACH
TE671	1217.70

Relays

DPDT relay that is used to isolate electrical loads and allow higher current ratings than the on board relays found on tekmar controls.

VOLTAGE	STOCK NO	EACH
24 V	TE003P	62.64
120 V	TE004	63.72



Sensors

Wireless Outdoor Sensor 087



10 year battery life. 5000 ft. open range. Compatible with all tekmar controls and thermostats. -40°F to 140°F

STOCK NO	EACH
TE087	162.54

Indoor Sensor 076



Provides accurate measurement of indoor temperature. Small size, can be mounted directly on the wall. Can be connected to 10K room temperature unit(RTU) for remote temperature sensing.

STOCK NO	EACH
TE076	52.92

Outdoor Sensor 070



Designed to provide accurate sensing of the outdoor temp. for display and control operation.

STOCK NO	EACH
TE070	42.66

Snow Sensor 095



Aerial mounted sensor that detects falling snow and allows a tekmar Snow Melting Control 654 to automatically start the snow melting equipment.

STOCK NO	EACH
TE095	203.04

Slab Sensors

Commonly used for supply/return water temp. Dimensions - 3/8" X 3/4", -60 to 255° F
10K NTC thermistor 10kΩ @ 77° F

WIRE SIZE	STOCK NO	EACH
1'	TE071	35.64

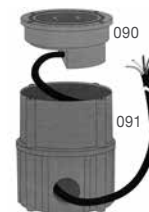
Used for snow melting slabs
Dimensions 1/2" X 2", -60 to 140° F
NTC thermistor 10kΩ @ 77° F.

WIRE SIZE	STOCK NO	EACH
20'	TE072	114.48

Commonly used for in floor heating applications
Dimensions 3/16" X 1 1/2". -58 to 140° F
NTC thermistor 10kΩ @ 77° F.

WIRE SIZE	STOCK NO	EACH
10'	TE079	39.96

Snow/Ice Sensor 090/091



Used with 662 Snow and Ice Control. Detects Snow and ice on melting slab, then activates 662 Control.

STOCK NO	EACH
TE090	821.88

STOCK NO	EACH
TE091	194.40

Apollo Valves

apollovalves.com

3-Way Mixing/Diverting Valve

85° to 140° F.

SIZE	STOCK NO	EACH
3/4"	34A214S	221.27
1"	34A215S	243.84



3-Way Mixing Valves

120° to 180° F • Sweat/NPT • Lead Free

SIZE	STOCK NO	EACH
3/4" Sweat	34ALF214HS	249.37
1" Sweat	34ALF215HS	268.18
1" NPT	34ALF215HT	268.18


Caleffi Valves

caleffi.com

5231 Series High Flow Thermostatic Mixing Valve

ASSE 1017
200 psi Maximum Pressure
Ranges: 95° to 150°F • Max inlet temp: 190° F

CONNECTORS	MIN FLOW (GPM)	STOCK NO	EACH
1/4" NPT	4.4	CA523170A	1010.14
1/2" NPT	8.8	CA523180A	1489.44
1/4" SWT	4.4	CA523178A	966.70
1/2" SWT	8.8	CA523188A	1452.63



AngleMix™ Angle-style 3-Way Thermostatic Mixing Valve

ASSE 1017
150 psi (10 bar) Maximum Pressure
Ranges: 95° to 150°F • Max inlet temp: 195°F

CONNECTORS	MIN FLOW (GPM)	STOCK NO	EACH
3/4" Press	0.5	CA520516A	207.62



521 MixCal™ Body & 521 AngleMix™ Body

ASSE 1017 • See fitting options below

TYPE	CONNECTORS	STOCK NO	EACH
521	1" Male Union Thread	CA521101A	112.65
520	Angle 1" Male Union Thread	CA520051A	112.65
3/4" Connection for Zone & Mixing Valve Bodies			
3/4"	MNPT, 1" Nut, Washer	CANA20650	16.20
3/4"	Press, 1" Nut, Washer	CANA20656	16.28
3/4"	PEX Crimp, 1" Nut, Washer	CANA20657	13.87
3/4"	PEX Expansion, 1" Nut, Washer	CANA20658	13.87
3/4"	Sweat, 1" Nut, Washer	CANA20659	13.87
1" Connection for Zone & Mixing Valve Bodies			
1"	MNPT, 1" Nut, Washer	CANA20660	26.82
1"	Press, 1" Nut, Washer	CANA20666	28.21
1"	PEX Crimp, 1" Nut, Washer	CANA20667	24.18
1"	PEX Expansion, 1" Nut, Washer	CANA20668	24.18
1"	Sweat, 1" Nut, Washer	CANA20669	24.18
Optional Gauge			
1"	Union Thread	CANA10358	28.91



Fittings sold in Qty. of 1, NEED 3 to complete Mixing Valve

Heat Exchanger

dovercorporation.com



(27) SWEPS Brazed Plate Heat Exchangers

B10T series is designed specifically for hydronic heating boiler application, snow melting, steam and fluid to fluid application. Copper brazed, stainless steel plates offer highly efficient, low fouling heat transfer surface. Rated for 450 psi. U-L listed.

# PLATES	WxLxD	HOT SIDE	COLD SIDE	STOCK NO	EACH
8	4.9x12.2x1.1	1" MPT	1" MPT	B10THX8FB	345.36
12	4.9x12.2x1.5	1" MPT	1" MPT	B10THX12FB	362.59
20	4.9x12.2x2.2	1" MPT	1" MPT	B10THX20FB	439.18
36	4.9x12.2x3.7	1" MPT	1" MPT	B10THX36FB	588.92
60	4.9x12.2x6	1" MPT	1" MPT	B10THX60FB	803.94

(27) SWEPS Mounting Bracket

STOCK NO	EACH
B10THBKT	48.05



Taco 3196-1 Differential Bypass Valve

Differential Bypass Valve automatically reroutes the excess flow through the bypass valve. This prevents velocity noise while maintaining the designed heat transfer of each zone, enhancing overall system performance.

SIZE	STOCK NO	EACH
3/4"	TA3431961	73.46



Bell & Gossett Circulator Pumps ⁽²⁴⁾

bellgossett.com



3-Piece Circulator Pumps

Oil Lubricated • 115v • Single Speed

MODEL NO.	TYPE	FLANGE	STOCK NO	EACH
-----------	------	--------	----------	------

For heating systems. Small to medium applications

106189	C.I.	STD	BG100	627.07
--------	------	-----	-------	--------

For domestic hot water recirculation systems

106197LF	BRZ	STD	BGB100	1098.30
----------	-----	-----	--------	---------

102213LF	BRZ	HV	BGBHV	1891.91
----------	-----	----	-------	---------

NRF Circulator Pumps

Water Lubricated • Cast Iron • 115v

MODEL NO.	SPEED	FLANGE	STOCK NO	EACH
-----------	-------	--------	----------	------

For heating systems. Small to medium applications

103417	3	STD	BGNRF25	154.28
--------	---	-----	---------	--------

103400	3	STD	BGNRF36	427.92
--------	---	-----	---------	--------

103404	3	HV	BGNRF45	494.87
--------	---	----	---------	--------



NBF Circulator Pumps

Water Lubricated • Bronze Body • 115v

MODEL NO.	SPEED	FLANGE	STOCK NO	EACH
-----------	-------	--------	----------	------

For domestic hot water recirculation systems

103252LF	1	STD	BGNBF22	467.66
----------	---	-----	---------	--------

103351LF	1	STD	BGNBF33	527.89
----------	---	-----	---------	--------

103255LF	1	UNION	BGNBF22U	446.41
----------	---	-------	----------	--------



PL Series Circulator Pumps

Permanent Lubricated Bearings • Dry Rotor • 115v

MODEL NO.	SPEED	FLANGE	STOCK NO	EACH
-----------	-------	--------	----------	------

For heating systems. Small to medium applications

1BL012	1	STD C.I.	BGPL30	429.41
--------	---	----------	--------	--------

1BL001	1	STD C.I.	BGPL36	435.37
--------	---	----------	--------	--------

1BL032	1	STD C.I.	BGPL55	808.12
--------	---	----------	--------	--------

For domestic hot water recirculation systems

1BL004LF	1	HV BRZ	BGPL45B	860.92
----------	---	--------	---------	--------



Circulator Pump Flanges

Standard & HV Flanges are interchangeable with all manufactures.

SIZE	FLANGE	STOCK NO	PAIR
------	--------	----------	------

FOR CAST IRON

3/4"	STD	BG101201	25.45
------	-----	----------	-------

1"	STD	BG101202	25.45
----	-----	----------	-------

1 1/4"	STD	BG101203	25.45
--------	-----	----------	-------

1 1/2"	STD	BG101204	25.45
--------	-----	----------	-------

1 1/2"	HV	BG101207	25.45
--------	----	----------	-------

2"	SPC	BG101215	172.16
----	-----	----------	--------

FOR BRONZE

3/4"	STD	BG101501LF	55.39
------	-----	------------	-------

1"	STD	BG101502LF	55.39
----	-----	------------	-------

1 1/4"	STD	BG101503LF	55.39
--------	-----	------------	-------

1 1/2"	STD	BG101504LF	55.39
--------	-----	------------	-------

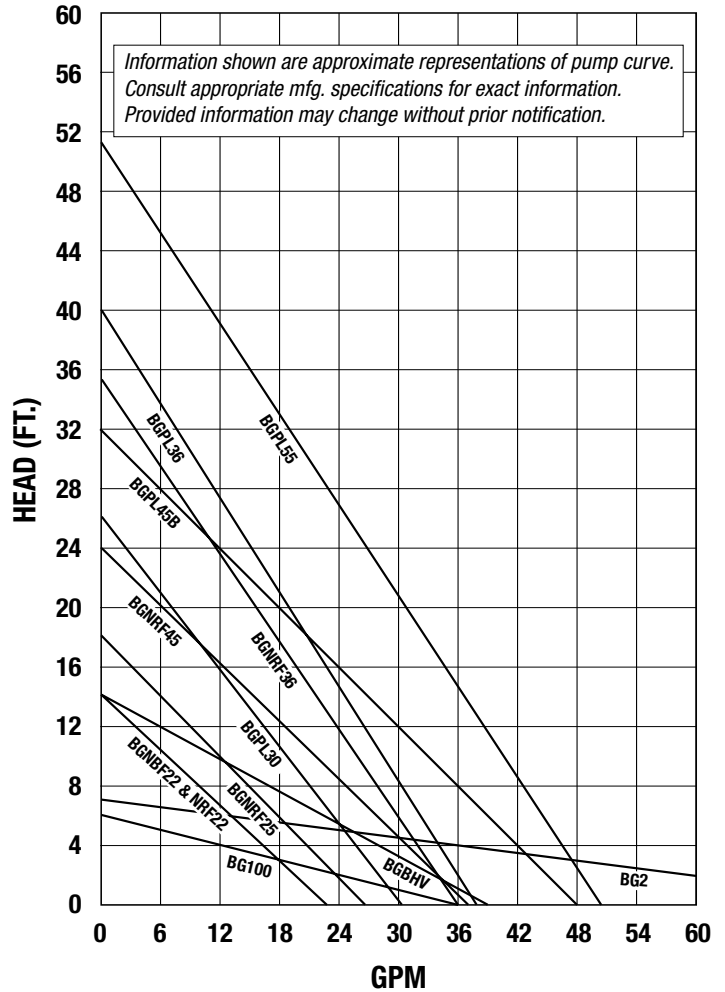


3/4" Union Connection (Sweat)

STOCK NO	EACH
BGUC34S.....	74.40

Bell & Gossett Performance Curves

B & G



Performance Curves Reflect Models at High Speed

Taco Circulator Pumps ⁽²⁴⁾

taco-hvac.com

"00" Series Circulator Pumps

Water Lubricated • 115v • Single Speed
For heating systems. Small to medium applications.

MODEL NO.	TYPE	FLANGE	STOCK NO	EACH
007-IFC	C.I.	STD	TA007F5	158.21
009-F5	C.I.	STD	TA009F	413.34
0011-F4	C.I.	STD	TA0011F	374.14



"00" Series Circulator Pumps

Water Lubricated • 115v • 3 Speed with Check
For heating systems. Small to medium applications.

MODEL NO.	TYPE	FLANGE	STOCK NO	EACH
0010MSF2IFC	C.I.	STD	TA0010MSF2IFC	454.49
0015MSF3IFC	C.I.	STD	TA0015MSF3IFC	157.21



"00" Series Zoning Pumps

Water Lubricated • 115v • Single Speed
For heating systems. Small to medium applications.

MODEL NO.	TYPE	FLANGE	STOCK NO	EACH
007-ZF5-9	C.I.	STD	TA007ZF5	312.00
007-ZF5-3IFC	C.I.	STD	TA007ZF53IFC	333.36
0011-ZF4-2	C.I.	STD	TA0011ZF4	671.64



0018e Circulator Pumps

Max. Operating Pressure - 125psi
Max. Water Temperature 230° F
4 Operating Modes: Infinitely variable fixed speed, constant pressure, proportional pressure or self-adjusting activeADAPT®. (2-way Bluetooth Communication)
ECM permanent magnet motor • 120v, 60Hz Single Phase

MODEL NO.	SPEED	FLANGE	STOCK NO	EACH
00118e-2F2	VAR.	STD	TA0018E2F2	313.81



007e Circulator Pumps

ECM Variable Speed • 120v 60Hz
Max. Operating Pressure - 125psi
Max. Water Temperature 230° F
Ideal for hydronic systems zoned with circulators or zone valves.

MODEL NO.	SPEED	FLANGE	STOCK NO	EACH
007e-F4	VAR.	UNIV	TA007E	220.23



00e Circulator Pumps

ECM High-Efficiency Circulator • 110-120v 50/60Hz
Max. Operating Pressure - 125psi
Max. Water Temperature 230° F
Ideal for Delta-T or setpoint temperature applications. Uses up to 85% less electricity, Easy to program and install LCD displays operating mode, temperature or speed setting, watts, supply & return temperatures. Sure Start automatic unblocking mode

MODEL NO.	SPEED	FLANGE	STOCK NO	EACH
VT2218	VAR.	UNIV	TAVT2218	464.71



"0034e" & "0034ePlus" Series EXM High-E Circulators

ECM Variable Speed • 115V/208/230, 50/60Hz
Max. Operating Pressure - 150psi
Max. Water Temperature 230° F
Reduces power consumption by up to 85% compared to permanent split capacitor circulators

MODEL NO.	TYPE	FLANGE	STOCK NO	EACH
VM3450-HY1-FC2A00	C.I.	STD	0034EF2	785.78
VR3450-HY1-FC2A00	C.I.	STD	0034EPF2	1014.07



Hot-LinkPlus-e

ECM High-Efficiency Instant Hot Water System 120v, 60Hz Single Phase

Maximum Operating Pressure - 150psi
Maximum Water Temperature 203° F
The system combines the ECM high-efficiency 006e3 hot water circulator with the award-winning SmartPlug Instant Hot Water Control® and Hot-Link® Valve for maximum comfort and efficiency. Ideal for retrofits, the Hot-LinkPlus-e requires no programming.



Hot-Link® Valve 1/2" MNPT, 4" x 4 7/16" x 1 3/4" x 2 1/2"

MODEL NO.	SPEED	CONNECTIONS	STOCK NO	EACH
HLPe-1	1440-3720RPM	3/4" NPT M/F Unions included	TAHLPE1	472.05

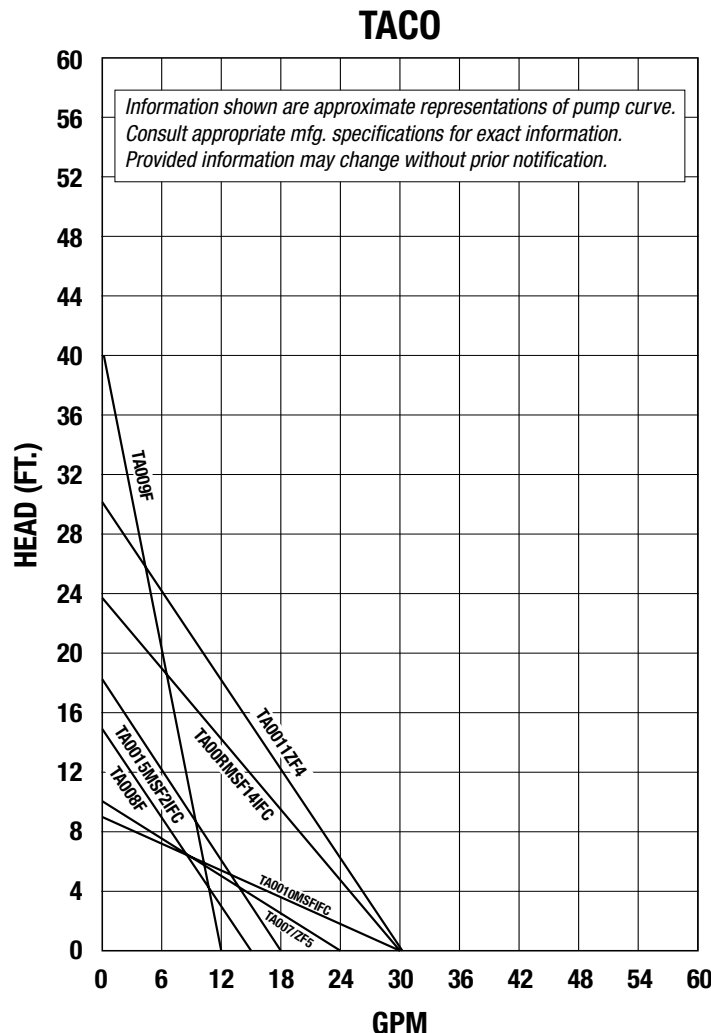
00e Series Circulator Pumps

ECM High-Efficiency Circulator • 120v 60Hz
Maximum Operating Pressure - 125psi
Maximum Water Temperature 230° F
The 0015e3TM is a variable speed, high-efficiency wet rotor circulator with an ECM permanent magnet motor. It's ideal for hydronic systems zoned with circulators or zone valves. With 3 easy settings, the 0015e3 delivers performance, reliability and ease.

MODEL NO.	SPEED	FLANGE	STOCK NO	EACH
0015e3	4830RPM	Universal	TA0015E32F4	253.50



Taco Performance Curves



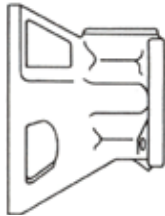
Performance Curves Reflect Models at High Speed

Bell & Gossett

bellgossett.com

Bearing Assembly

FOR	STOCK NO	PRICE
Series 100 C.I.	BG118844	263.19
1,11/4,11/2"	BG189162	509.58
2"(MFG 1951-75)	BG189163	520.78
Replaced 189120 & 189122		
HV (MFG After 1976)	BG189165	565.58
PR, 2 1/2", LD-3, HD-3	BG189105	671.98
PD35,37,60-AA, 1522-AAAB ..	BG186863	1024.76
Series 100 Bronze	BG189034	257.59
PD38,39,40 & 60-A	BG185260	2603.91



Couplers

FOR	STOCK NO	PRICE
C.I. Coupler Series 100		
HV, 2", PR.	BG118705	42.56
C.I. Coupler Series		
2 1/2", LD-3, HD-3	BG118723	64.96
C.I. Coupler PD35, PD37, 60-AA,		
1522 (1/2" Motor Shaft)	BG118473	107.52



Impellers

FOR	STOCK NO	PRICE
Non-Ferrous Impeller Series		
100 C.I. & Bronze	BG189132	49.84
Brass Impeller Series		
100 Bronze.	BG118431	119.84
Steel Impeller Series		
2", HV (Prior 1976)	BG118668	246.39
Brass Impeller Series		
2", HV (Prior 1976)	BG118436	291.19
Brass Impeller Series		
2 1/2", LD3	BG118440	548.78
Brass Impeller Series PD37		
1522, 60-2AA, 60-2A		
(5 1/4" Impeller).	BG118626	884.77
Brass Impeller Series PD37		
1522, 60-2AA, (4 3/4" Impeller)	BG118627	884.77
Non-Ferrous Impeller Series		
2", 2" Bronze, HV, HV Bronze	BG189128	195.99



Flange Gaskets

FOR	STOCK NO	PRICE
Series 100, PR, 60-1AA,		
60-1-1/4AA.	BG118368	15.12
Series HV, 60-1-1/2AA,		
60-1-1/2A.	BG118373	31.92
Series 2" NFI, 2" BFNI.	BG118378	36.96
Series 2 1/2", LD3, HD3, PG35,		
PD37, PD38, PD39, PD40 ...	BG118129	37.52



Motors

FOR	STOCK NO	PRICE
1/2HP 115v Series 100	BG111034	767.17
1/6HP 115v Series 2", HV		
(Larger Motor - Old Style) ...	BG111031	1080.76
1/6HP 115v Series 2" NFI,		
2" BNFI, HV NFI, HV BNFI		
(Smaller Motor -New Style) ..	BG111061	1125.56
1/4HP 115v Series 2 1/2", LD3 ..	BG111040	1803.14
1/3HP 115v Series HD3	BG111042	2290.32
1/2HP 115/230v Series PD35,		
60-1-1/2AA, 1-1/2A	BG111044	3135.89



Seal Kits

STOCK NO	PRICE
BG118681.	71.68
BG186499.	296.79



Motor Mounts

FOR	STOCK NO	PRICE
Series 100, HV, HV NFI,		
HV BNFI, 2"	BG118223	53.76
Series HD3, PD35, PD37, 60,		
1522 (1/3, 1/2, 3/4 HP ONLY) ...	BG118228	76.16



Bearing Assembly

FOR	STOCK NO	PRICE
Series 60 Maintenance Free		
(Through 1 1/2HP) (Additional		
parts needed for 6 1/4 Pumps)	BG185332	1017.20

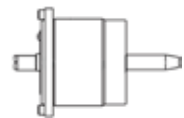
Oil Lube

FOR	STOCK NO	PRICE
ALL Oil Lubricated Pumps	BGL23401	12.32

Taco
taco-hvac.com

Bearing Assembly

FOR	STOCK NO	PRICE
ALL 9 & SER # Pumps.	TA1600160	1035.76



Coupler Inserts

FOR	STOCK NO	PRICE
ALL 3J Couplers, Inline		
1/4 & 1/3 HP.	TA1624020	21.00
4J 5/8 x 1/2 Couplers, Inline		
1/2 HP 48 FR.	TA1624004	24.94
ALL 5J Couplers, Inline 3 HP	TA900512	40.27



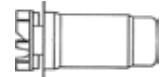
Flange Gaskets

FOR	STOCK NO	PRICE
110-113 Pumps.	TA110339	18.36
121-138 Pumps, 1600 Pumps	TA1600050	164.00



Cartridge Assembly

FOR	STOCK NO	PRICE
Most 007 C.I. Single Speed,		
Most 007ZF Models.	TA007042RP	198.60
Most 0011 C.I. 1 Speed, 0011ZF. ...	TA0011009RP	438.60



(21)

Circuit Board

For Circulating Zone Pumps

STOCK NO	PRICE
TA005025.	174.00

Circulator Pump Flanges

Standard & HV Flanges are interchangeable with all manufactures.

SIZE	FLANGE	STOCK NO	EACH
FOR CAST IRON			
3/4"	STD	TA110251	19.31
1"	STD	TA110252	19.31
1 1/4"	STD	TA110253	19.70
1 1/2"	STD	TA110254	19.70
FOR BRONZE			
3/4"	STD-Swivel	SF075T	70.67
1"	STD-Swivel	TA2552	47.78



Grundfos Circulator Pumps ⁽²⁴⁾

grundfos.com

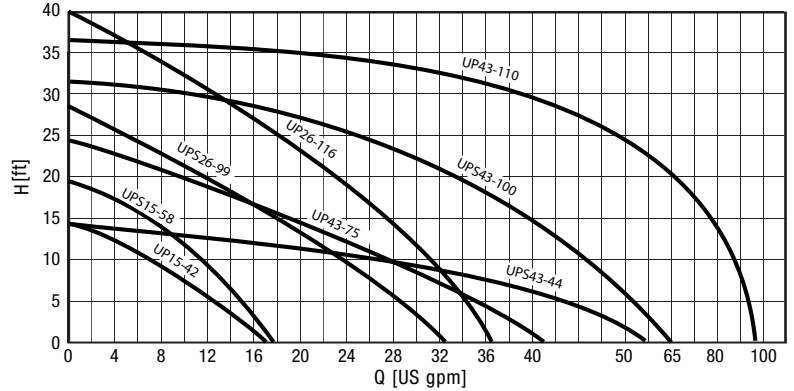
Grundfos UP Series Circulator Pumps

UP Series pumps are of the canned rotor type. The bearings are lubricated by the pumped liquid.



CAST IRON

MODEL	FLG	SPEED	VOLT	STOCK NO	EACH
59896341	STD	3	115	UPS1558FC	175.92
52722512	STD	3	115	UPS2699FC	538.00
52722513	STD	3	230	UPS2699FC230V	590.00
52722514	HV	3	115	UPS4344FC	720.00
95906636	HV	3	115	UPS43100F	415.80
96439643	HV	1	115/208-230	UP43110F	2320.00



Curves reflect 3 Speed Models at High Speed

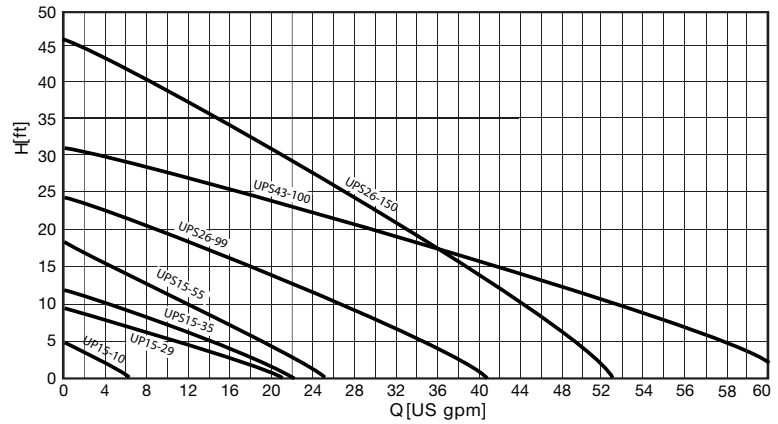
Grundfos UP Series Circulator Pumps

UP Series pumps are of the canned rotor type. The bearings are lubricated by the pumped liquid.



STAINLESS STEEL

MODEL	FLG	SPEED	VOLT	STOCK NO	EACH
59896775	UN	1	115	UP1529SU	411.65
59896772	STD	3	115	UPS1535SFC	575.49
59896773	STD	3	115	UPS1555SFC	604.16
52722518	STD	3	115	UPS2699SFC	996.35
95906632	STD	3	115	UPS26150SF	1184.77
95906638	HV	3	115	UPS43100SF	1028.16



Curves reflect 3 Speed Models at High Speed

Grundfos 15-10 SU7P/TLC, 1 Comfort valve

Comfort System for hot-water recirculation delivers hot water instantly to all faucets in private homes. It uses a bypass valve and pump with a timer to control water flow and deliver instant hot water.



STAINLESS STEEL

MODEL	FLG	SPEED	VOLT	STOCK NO	EACH
595916	UN	1	115	UP1510SU7PTLC	425.98

Grundfos UPS VersaFlo Series Circulator Pumps

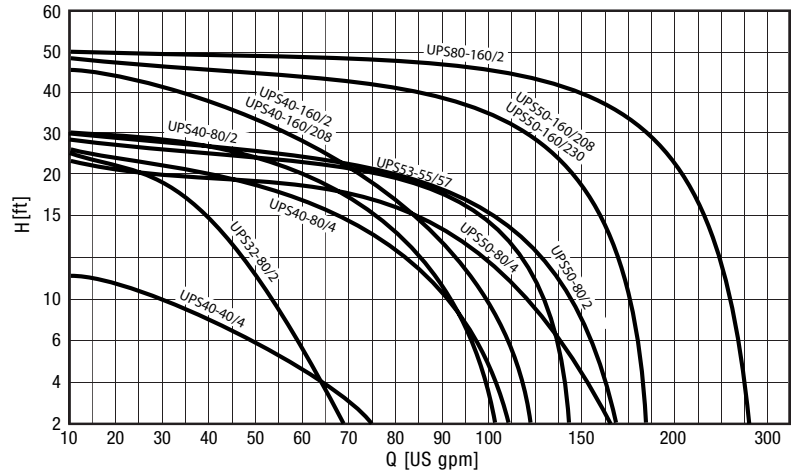
3-Speed

UP Series pumps are of the canned rotor type. The bearings are lubricated by the pumped liquid.



CAST IRON

MODEL	FLG & SIZE	HP	VOLT	PH	STOCK NO	EACH
96402708	STD 1 1/4"	1/2	115	1	UPS32802115	1752.10
96402762	HV 1 1/2"	3/4	115	1	UPS40802	2375.80
96402782	HV 1 1/2"	3/4	115	1	UPS401602	3007.20
96402784	HV 1 1/2"	3/4	208/230	3	UPS401602208	3007.20
96402834	SPC 2"	3/4	115	1	UPS50802	2355.50
96402838	SPC 2"	3/4	208/230	3	UPS50802208	2355.50
96402860	SPC 2"	1 1/2	208/230	3	UPS501602208	3567.90
96411613	SPC 2"	1 1/2	230	1	UPS50160230	3567.90
96654373	SPC 2, 2 1/2, 3"	3/4	115	1	UPS535557F	2936.50



Curves reflect 3 Speed Models at High Speed

(21)

Comfort Valves

1/2" NPT - 15 pcs.

MODEL #	STOCK NO	EACH
595926	GR595926	128.74



Grundfos Circulator Pumps (24)

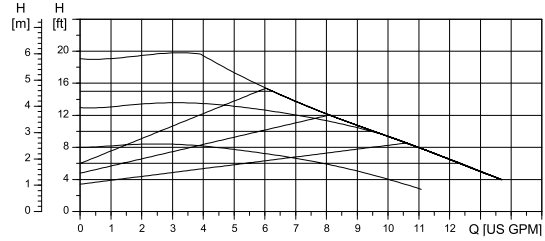
grundfos.com

Grundfos UPSe 15-58 F Circulator Pumps

Includes constant pressure, proportional pressure, and constant curve, each with three settings. High-efficiency ECM variable speed circulator designed for a wide variety of heating. New toolless, removeable power connector.

EN 1561 EN-GJL-150 ASTM A48-25A • Terminal Box

MODEL	FLANGE	SPEED	VOLT	LINE CORD	STOCK NO	EACH
92603106	Cast Iron	VAR.	115	NO	UPSE1558F	272.00

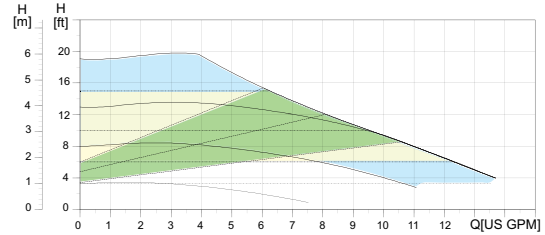


Grundfos Alpha 15-58 F Circulator Pumps

intelligent controls featuring a constant-pressure, proportional-pressure and constant curve, each with three settings as well as an AUTOADAPT setting. New toolless, removeable power connector. Simple, fast and intuitive setting, control and monitoring as well as troubleshooting analysis via Grundfos GO app.

EN 1561 EN-GJL-150 ASTM A48-25A • Terminal Box

MODEL	FLANGE	SPEED	VOLT	LINE CORD	STOCK NO	EACH
92603115	Cast Iron	VAR.	115	NO	ALPHA1558F	353.00



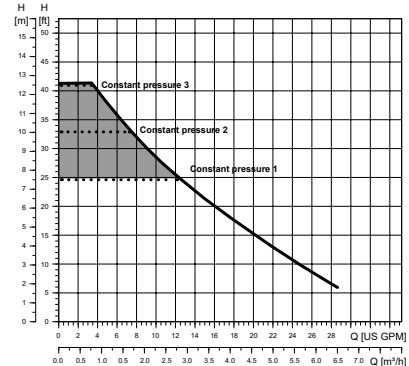
Line type	Description
—	Constant curve
—	Proportional pressure
—	Constant pressure
—	Minimum Constant pressure
—	Minimum Constant curve
■	Constant curve AUTOADAPT
■	Constant pressure AUTOADAPT
■	Proportional pressure AUTOADAPT

Grundfos Alpha2 26-99F Circulator Pumps

Featuring eight different operating modes including constant pressure AUTOADAPT and proportional pressure AUTOADAPT. The design protects the pump from harmful iron oxide and reduces energy consumption by up to 85% with EMC technology.

CAST IRON

MODEL	FLG	SPEED	VOLT	LINE CORD	STOCK NO	EACH
99490916	STD	VAR.	115	YES	ALPHA22699F	784.00

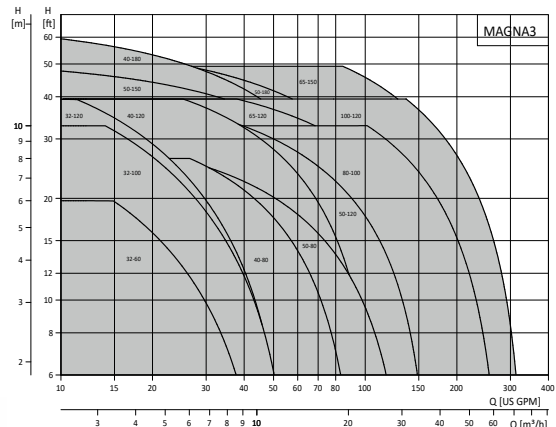


Grundfos "Magna 3" Series Circulator Pumps

ECM Variable Speed. Single Phase. 115v

CAST IRON

MODEL	FLG	SPEED	HP	STOCK NO	EACH
98126800	HV 1 1/2"	VAR.	1/3	MAGNA34080	2644.48
98126804	HV 1 1/2"	VAR.	1/2	MAGNA340120	3040.00
98126808	HV 1 1/2"	VAR.	3/4	MAGNA340180	4298.88
98126816	SPC 2"	VAR.	3/4	MAGNA350150	4418.56
98124696	SPC 2"	VAR.	1	MAGNA365120	4774.40

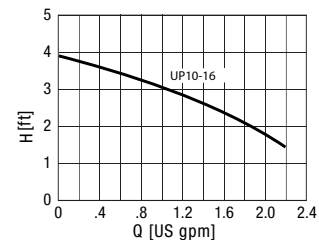


Grundfos "UP10" Series Circulator Pumps

BRONZE Domestic Recirculating Pumps. 115v

FLANGES SOLD SEPARATELY (12GRSWFL or 34GRSWFI)

MODEL	CONNECTION	LINE CORD	STOCK NO	EACH
Auto Adapt				
98420224	1 1/4" NPSM	Yes	UP1016APMBULC	470.00
99412493	1 1/4" NPSM	Yes	UP1016TEMPBULC	390.00
Timer				
99812354	1 1/4" NPSM	Yes	UP1016DTBULC	390.00



Flanges

MODEL	FLG	SIZE	FOR USE WITH	STOCK NO	EACH
529913	UNION	1/2"Swt	BRZ UP10,15	12GRSWFL	67.38
529911	UNION	3/4"Swt	BRZ UP10,15	34GRSWFI	66.15
519601	STD	3/4"	C.I.	34GRCIFL	26.95
519602	STD	1"	C.I.	1GRCIFL	24.50
519603	STD	1 1/4"	C.I.	114GRCIFL	24.50
519604	STD	1 1/2"	C.I.	112GRCIFL	24.50
539605	HV	1 1/2"	C.I. UPS40,43	112GRCIFL4375F	25.73
539615	HV	1 1/2"	BRZ UPS43	112GRGIFL4375BF	107.80
91584910	SPC	2"	C.I. UPS53	91584910	138.60
91584911	SPC	2 1/2"	C.I. UPS53	91584911	138.60
91584912	SPC	3"	C.I. UPS53	91584912	149.45
96409354	SPC	2"	C.I. UPS50	2GRCIFLUPS	69.83
96409355	SPC	2"	BRZ UPS50	2GRBRFLUPS	638.23
569601	SPC	3"	C.I. UPS80	3GRCIFL	248.85

NOTE:
Standard & HV Flanges are interchangeable with all manufactures.

Accessories

Thermostatic Control

Aquastat kit , 3/4" clip-on mount for 7/8" OD system piping size , 85°-105° (3/4" ID copper tubing or 1/2" steel pipe) wire, with PVC jacketed cable.

MODEL #	STOCK NO	EACH
59.5444	34GRTHCO	79.36

(21)

Flange Gaskets

MODEL #	STOCK NO	EACH
Oblong, for Isolation Flange 51.97.55.		
510231	GR510231	9.90
15/26 for 2-bolt 1 1/4" flange		
510179	GR510179	14.81

Wilo Circulator Pumps ⁽²⁴⁾

wilo-usa.com

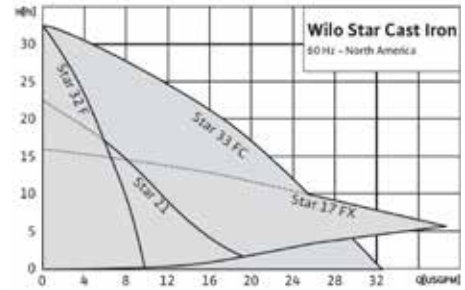
WILO Star Residential Circulators

Stainless steel shaft, quick connect wiring, wet rotor design, automatically vented, single & three speed models.

CAST IRON

MODEL	FLG	SPEED	ELECTRICAL	STOCK NO	EACH
Star 17FX*	HV	Single	115/1	WI17FX	408.58
Star S 21RFC	STD	3 Speed	115/1	WIS21RFC	105.86
Star 32F	STD	Single	115/1	WI32F	274.51
Star S 33 FC	STD	3 Speed	115/1	WIS33FC	319.57

* Flanges Included. See pages 914 & 918 for Flange Options



**High Velocity Flanges
MUST use WEG40403 Gasket when
using Webstone Isolations Valves**

WILO Accessories

Flanges

Includes Bolts & Nuts

MODEL	FLG	SIZE	FOR USE WITH	STOCK NO	EACH
Tops S & Stratos	HV	1/4"	C.I.	WI2705104	37.03
Tops S & Stratos	HV	1/2"	C.I.	WI2705026	37.03
Tops S & Stratos	SPC	2"	C.I.	WI2705027	93.21

Flange Gaskets

3/4"-1 1/2"

SIZE	STOCK NO	EACH
3/4" - 1 1/2"	WI2705014	12.77
For Stratos & Top S		
1 1/4" x 1 1/2"	WI2060210	12.77
2"	WI2060211	12.77

NOTE:
Please see pages 914 & 918
for other flanges

Zone Valves

Hydronic Zone Valves

honeywell.com

(31)

5000 Series Zone Valves V8043 Quickfit®

Straight-thru normally closed
24-volt valves with sweat connections.



PIPE SIZE	ELECTRICAL CONNECTIONS	END SWITCH	STOCK NO	EACH
3/4"	18" Leads	No	V8043A5029	107.83
1/2"	18" Leads	SPST	V8043E5004	122.79
3/4"	18" Leads	SPST	V8043E5012	129.46
1"	18" Leads	SPST	V8043E5020	146.13
*3/4"	18" Leads	SPST	V8043E5061	131.36
*1"	18" Leads	SPST	V8043E5079	147.56
3/4"	Terminal Block	SPST	V8043F5036	142.24
1"	Terminal Block	SPST	V8043F5051	158.37

*8CV rating

Models	
V8043A	Leadwires
V8043E	Leadwires & End Switch
V8043F	Terminal Board & End Switch

(31)

1000 Series Zone Valves V8043 Low Voltage

Straight-thru normally closed
24-volt valves with sweat connections.



PIPE SIZE	ELECTRICAL CONNECTIONS	END SWITCH	STOCK NO	EACH
3/4"	18" Leads	Yes	V8043E1012	104.64
1"	18" Leads	No	V8043A1037	150.02
*1"	Terminal Block	Yes	V8043F1101	154.64

24-volt valves with ProPress connections.

1/2"	18" Leads	Yes	V8043E1411	153.60
3/4"	18" Leads	Yes	V8043E1412	155.10
1/2"	18" Leads	No	V8043A1311	151.13
3/4"	18" Leads	No	V8043A1312	152.60

*8CV rating

(31)

Honeywell 3-Way Zone Valve

PIPE SIZE	STOCK NO	EACH
3/4"	V8044A1044	143.54

(21)

Parts for Zone Valves

STOCK NO	EACH
MH Motor	
HO82360JA	59.84
Powerhead Assembly for A-Series	
HO40003916521	135.14
Powerhead Assembly for E-Series	
HO40003916526	142.48
Powerhead Assembly for F-Series	
HO40003916548	157.08


Hydronic Zone Valves

taco-hvac.com

(24)

Taco Zone Valves

Each with its own Taco thermostat, permit accurate temperature control of individual rooms or groups of rooms in residences or commercial buildings. Exclusive heat motor functions silently. Beryllium copper metal bellows separates system water from the atmosphere for positive, leak proof operation. Easy to service replacement power head. Low voltage, heat operated valves designed for zoning hydronic heating/cooling systems.



PIPE SIZE	STOCK NO	EACH
3/4"	TA571	163.34
1"	TA572	197.32

(24)

Taco Geothermal Valve

Designed for high head, open system zone control. End switch design permits control of the heat pump by the valve. This allows movement of cold water into the coil before the heat pump starts.

No. 557G • 1" sweat • 2-way

PIPE SIZE	STOCK NO	EACH
1" Sweat	TA557G2	306.72

(24)

Multi-Volt Zone Sentry Zone Valve

The Multi-Volt Zone Sentry will accept input voltages between 120 and 277VAC 50/60HZ. The Multi-Volt Zone Sentry zone valve is designed for use in hydronic HVAC systems, primarily in fan coils and air handlers or other HVAC systems where a quality line voltage zone valve is required

1" sweat • 2-way



PIPE SIZE	STOCK NO	EACH
1" Sweat	TAV100	319.46

(31)

Taco Zone Sentry Zone Valve

Flow capacity (Cv), shutoff pressure rating, diagnostic capability and the number of valves (12) that can be use on a standard 40VA transformer.

PIPE SIZE	STOCK NO	EACH
3/4"	TAZ075C21	146.89
1"	TAZ100C21	174.05



Hydronic Zone Valves

resideo.com

(31)

Two-Way Globe Valve

Used for two-position or modulating control of steam water or water and glycol solutions (to 50% concentration) in heating/cooling systems.



PIPE SIZE	STOCK NO	EACH
Hot Water (Direct Acting)		
3/4"	V5011N1057	110.28

(31)

Actuators

STOCK NO	EACH
Valve adapter for ML actuator	
272629A	87.71

Caleffi
caleffi.com

(31)

Caleffi Zone Valve

Max body pressure: 300 psi
Working Temperature Range: 32—240°F
Water, 50% max glycol, 15 psi max steam

**Press Connections • 18" leads
Designed for Zone Panel use ONLY**

PIPE SIZE	STOCK NO	EACH
1/2" PRESS	CAZ44P	170.81
3/4" PRESS	CAZ45P	173.76
1" PRESS	CAZ46P	196.59
Replacement Actuator	CAZ111000	87.62



Danfoss Zone Valves ⁽²⁴⁾

Suitable for all types of radiators including baseboard, convectors, free-standing radiators, or loop made up of any of these (as in apartment suites, etc.) Self-powered by means of a liquid charge, these units are independent and need no electrical wiring. The liquid in the bulb expands and contracts in accordance with room temperature and thereby modulates the supply of heat.

Type RA2000 Thermostatic Radiator Valves RA2000 Control Mechanisms

For pricing:
Add price of valve required to price of Control Mechanism

015G4290

Combined dial/operator/sensor for areas where heating unit is not obstructed by furnishing that interfere with air circulation around the sensor.

STOCK NO	EACH
RA015G4290	63.64



013G8252

Dial/operator with 6' remote sensor for areas where radiation is enclosed or obstructed by furnishings. Remote sensor may be mounted on wall where air can pass unrestricted or below a convector element.

STOCK NO	EACH
RA013G8252	89.79



013G8564

Operator with separate 6' remote dial and 6' remote sensor for use where dial must be mounted away from the valve due to enclosure design, piping or convenience considerations. The remote sensor is placed beneath the radiation or on a draft-free wall.


STOCK NO	EACH
RA013G8564	193.21



013G8562

Wall mount operator with combined remote-mounted sensor and dial. 6' cap. tube.

STOCK NO	EACH
RA013G8562	127.30



RA013G8070

Adapters from Old Series RA Operators to new Series RA2000 Operators.

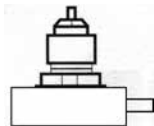
STOCK NO	EACH
RA013G8070	81.94



RA013G8072

Adapters from Old Series RAV Operators to new Series RA2000 Operators.

STOCK NO	EACH
RA013G8072	81.94



Side Mount Angle Body



Angle Body



Straight Body



Type RA2000 Hot Water/Two Pipe Low Pressure Steam

DESCRIPTION	STOCK NO	EACH
1/2" NPT Angle Valve Body	RA013G8014	58.53
1/2" NPT Straight Valve Body	RA013G8015	58.53
3/4" NPT Side Mount Angle Valve Body	RA013G8018	66.73
3/4" NPT Angle Valve Body	RA013G8019	66.73
3/4" NPT Straight Valve Body	RA013G8020	66.73
1" NPT Angle Valve Body	RA013G8024	94.83
1" NPT Straight Valve Body	RA013G8025	94.83
1 1/4" NPT Angle Valve Body	RA013G8031	162.74
1 1/4" NPT Straight Valve Body	RA013G8032	162.74

One Pipe Low Pressure Steam

With vacuum breaker (Also requires a #41 Hoffman air Vent)

SIZE	STOCK NO	EACH
1/8" NPT	RA013G0140	114.72

Hot Water Valve

Solder Union Straight VB

SIZE	STOCK NO	EACH
3/4"	RA013G8044	90.15

Webstone Hydronic Accessories ⁽²⁴⁾

webstonevalves.com

NOTE:
Heating Applications ONLY
If Valve Contains LEAD

Isolator Double Flanged Check

Forged Brass Check Valve, w/ Rotating Flange, Includes One Set of Mounting Bolts & Flange Gasket, Fits Standard & High Velocity Pumps.

SIZE	STOCK NO	EACH
3/4" thru 1 1/4"	WE13703HV	44.73
1 1/2" thru 2"	WE13706HV	55.92



Rotating Isolation Flanges

Press Connect • High Velocity

SIZE	FLANGE	STOCK NO	EACH
3/4"	HV	WE81403HV	44.80
1"	HV	WE81404HV	53.76
1 1/4"	HV	WE81405HV	67.19
1 1/2"	HV	WE81406HV	84.01
2"	HV	WE81407HV	125.98



Contains LEAD

Rotating Isolation Flanges

Press Connect • High Velocity with Multi-Function Drain

SIZE	FLANGE	STOCK NO	EACH
3/4"	HV	WE81413HV	62.71
1"	HV	WE81414HV	75.26
1 1/4"	HV	WE81415HV	94.10
1 1/2"	HV	WE81416HV	117.59
2"	HV	WE81417HV	176.41



Contains LEAD

Purge and Fill Valve

SIZE	STOCK NO	EACH
IPS		
3/4"	WE48613	67.31
1"	WE48614	84.15
1 1/4"	WE48615	105.17
Sweat		
3/4"	WE58613	67.31
1"	WE58614	84.15
1 1/4"	WE58615	105.17
Press		
3/4"	WE88613	74.77
1"	WE88614	93.46
1 1/4"	WE88615	116.88



Contains LEAD

Loop Purge Tee

SIZE	STOCK NO	EACH
Press		
1" x 3/4"	WE88643	124.57
1" x 1"	WE88644	138.47
1 1/4" x 1 1/4"	WE88655	251.75



Contains LEAD

Rotating Isolation Flanges

SIZE	FLANGE	STOCK NO	EACH
Flange X Sweat • LEAD FREE			
3/4"	STD	WE51403	50.40
1"	STD	WE51404	60.48
1 1/4"	STD	WE51405	75.62
1 1/2"	STD	WE51406	94.52
Flange X IPS • LEAD FREE			
3/4"	STD	WE41403	50.40
1"	STD	WE41404	60.48
1 1/4"	STD	WE41405	75.62
1 1/2"	STD	WE41406	94.52



Pb
Lead-Free

High Velocity Rotating Isolation Flanges

SIZE	STOCK NO	EACH	
Flange X Sweat • LEAD FREE			
1 1/4"	WE51405HV	75.62	
1 1/2"	WE51406HV	94.52	
2"	WE51407HV	141.71	
Flange X IPS • LEAD FREE			
1 1/4"	HV	WE41405HV	75.62
1 1/2"	HV	WE41406HV	94.52



Pb
Lead-Free

Full Port Ball Drain

SIZE	STOCK NO	EACH
Press Connect • High Flow Hose Drain • LEAD FREE		
1/2"	WE80612W	46.74
3/4"	WE80613W	62.32
1"	WE80614W	99.74
1 1/4"	WE80615W	159.56
1 1/2"	WE80616W	223.32



Pb
Lead-Free

Full Port Ball Valve

SIZE	STOCK NO	EACH
IPS • High Flow Hose Drain and adjustable packing gland • LEAD FREE		
1 1/2"	WE40616	117.23
2"	WE40617	175.92



Contains LEAD

Full Port Ball Service Valve

PIPE SIZE	STOCK NO	EACH
1/2"	WE41672	38.86



Contains LEAD

Rotating Flange

With Multi-Function Drain
Full port brass ball valves.

SIZE	FLANGE	STOCK NO	EACH
FLG x C • LEAD FREE			
3/4"	STD	WE51413	70.54
1"	STD	WE51414	84.65
1 1/4"	STD	WE51415	105.81
1 1/2"	HV	*WE51416HV	105.81
1 1/2"	HV	WE51416WHV	132.26
2"	HV	WE51417HV	198.42



* Contains Lead

Isolator Flanges

Isolator Valve
LESS Check • For UP4375 & UPS40 HV Pumps

SIZE	FLANGE	STOCK NO	EACH
Flange X IPS			
2"	HV	WE40407HV	113.42



Contains LEAD

Full Face Gasket

STOCK NO	EACH
WEG40403	3.70

NOTE:
Must use with Wilo's
Strato's High Velocity Flanges

Full Port Ball Valve

IPS • 600 WOG • High Flow Hose Drain and adjustable packing gland • LEAD FREE

SIZE	STOCK NO	EACH
1 1/2"	WE40616W	156.38
2"	WE40617W	234.54



Pb
Lead-Free

Purge Valves


Full port forged brass ball valves.
600WOG / 125WSPt • LEAD FREE

SIZE	STOCK NO	EACH
Sweat		
1/2"	WE50612	34.90
3/4"	WE50613	49.86
1"	WE50614	69.80
IPS		
3/4"	WE40613	49.86
1"	WE40614	69.80
1 1/4"	WE40615	111.66



Expansion Tanks

Standard Compression Tanks



- Compression tank must be absolutely air tight.
- Tanks are of black steel construction, thoroughly tested and guaranteed leakproof.
- Tanks are rustproof coated on the exterior only.

TANK CAP (GAL)	TANK DIMEN	STOCK NO	EACH
75 P.S.I. Working Pressure			
8	12x16"	8EXTA	182.90
15	12x30"	15EXTA	220.90
18	12x36"	18EXTA	237.91
24	12x48"	24EXTA	267.45

TANK CAP (GAL)	TANK DIMEN	STOCK NO	EACH
75 P.S.I.G. Working Pressure With gauge glass 1/2" tappings			
30	12x60"	30EXTAG	324.80
40	14x60"	40EXTAG	366.73
66	18x60"	66EXTAG	476.62
82	20x60"	82EXTAG	540.13

See Hydro-Node on page 722 for Wall Mount Applications



Extrol Compression Tanks

- For use with closed hydronic heating and cooling systems.
- Max. working pressure = 100 PSIG.
- Max. operating temperature = 240°F.
- Factory precharge = 12 PSIG.

SYSTEM CONN(NPT)	ACCEPTANCE VOL(GAL)	STOCK NO	EACH
1/2"	1.0	AM15	61.00
1/2"	2.5	AM30	72.59
1/2"	2.5	AM60	147.28
1"	11.3	AMSX30	302.12
1"	11.3	AMSX40V	329.44
1"	11.3	AMSX60	463.39
1 1/4"	34.0	AMSX90	825.97
1 1/4"	46.0	AMSX160V	1044.10



Extrol Pro Compression Tanks

- Engineered for modern, high efficiency systems including hydronic, solar and radiant systems.
- Max. working pressure = 125 PSIG.
- Max. operating temperature = 200°F.
- Factory precharge = 15 PSIG.

SYSTEM CONN(NPT)	ACCEPTANCE VOL(GAL)	STOCK NO	EACH
1/2"	1.0	AMEX15PRO	77.50
1/2"	2.7	AMEX30PRO	92.38

Expansion Tank Tag

STOCK NO	EACH
EXTATA	1.72

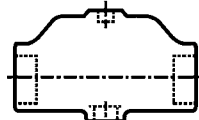
Expansion Tank Support Kit

STOCK NO	EACH
13" Max. Diameter	
SC5980213	7.99



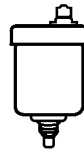
Air Purgers

amtrol.com



Amtrol Air Purgers

SIZE	STOCK NO	EACH
1"	AM443	39.11
1 1/4"	AM444	39.11
1 1/2"	AM445	88.28
2"	AM446	97.35



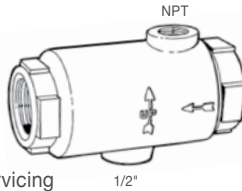
Amtrol Air Vent

Float vent: up to 150 PSI

PIPE SIZE	STOCK NO	EACH
1/8" MPS	AM700C	17.66

B & G In-line® Air Separator

- Easily Installed
- Compact Design
- No Moving Parts
- Never Requires Servicing
- Efficiently Separates Air
- One Piece Cast Iron Construction



Specifically designed to efficiently separate air from circulating water in hydronic heating and cooling systems. Minimum working pressure: 175psi. Maximum operating temp. 300° F

NO.	SIZE	NPT	STOCK NO	EACH
IAS-1	1"	1/8"	BGHIAS1	37.62
IAS-1 1/4	1 1/4"	1/8"	BG114IAS	37.62
IAS-1 1/2	1 1/2"	3/4"	BG112IAS	107.09
IAS-2	2"	3/4"	BG2IAS	107.09
IAS-2 1/2	2 1/2"	3/4"	BG212IAS	300.27
IAS-3	3"	3/4"	BG3IAS	343.69

bellgossett.com



Caleffi 132 Series QuickSetter Balancing Valves

With Flow Meter

- Max. Working Pressure: 150psi
- Working Temperature Range: 14—230°F
- Max. % of Glycol: 50%

SIZE	FLOW RATE(GPM)	STOCK NO	EACH
SWEAT CONNECTIONS			
1/2"	0.5-1.75	CA132439	205.38
1/2"	2.0-7.0	CA132459	205.38
3/4"	2.0-7.0	CA132559	213.90
1"	2.0-7.0	CA132659	236.38

caleffi.com

Expansion Tanks

zilmetsusa.com

Zilmet Expansion Tanks with Base

- Carbon Steel Shell
- Carbon Steel Connection
- SBR synthetic rubber membrane
- Max operating pressure: 90 PSIG
- Operating temperature: 210°F
- Factory precharge: 12 PSIG
- 5 year limited manufacturer warranty
- FOR HYDRONIC USE ONLY



CAPACITY GALLONS	TANK DIA/WIDTH	TANK HEIGHT	ACCEPTANCE VOLUME (GAL)	STOCK NO	EACH
All tanks system connections are 3/4" NPT					
13.2	16"	20"	8.1	ZHT50F	322.91
21.1	17.7"	23.9"	15.3	ZHT80	422.85
27.7	19.7"	26.2"	20.1	ZHT105	517.60
39.6	19.7"	35.3"	28.8	ZHT150	675.06
66.0	24.8"	37"	48	ZHT250	967.12
79.3	24.8"	43.5"	57.7	ZHT300	1296.86

Zilmet In-line Hydronic Expansion Tanks

- Carbon Steel Shell
- Carbon Steel Connection
- SBR synthetic rubber membrane
- Max operating pressure: 90 PSIG
- Operating temperature: 210°F
- Factory precharge: 12 PSIG
- 5 year limited manufacturer warranty
- FOR HYDRONIC USE ONLY



CAPACITY GALLONS	TANK DIA/WIDTH	TANK HEIGHT	ACCEPTANCE VOLUME (GAL)	STOCK NO	EACH
All tanks system connections are 1/2" NPT					
2.1	8.7"	11.6"	1.4	ZHT815	68.34
4.8	11.4"	14.8"	3	ZHT1830	76.53
6.3	12.8"	16.3"	3.9	ZHT2460	104.70

Zilmet Flat Hydronic Expansion Tanks

- Pairs with a wall hung condensing boilers
- All tanks come with a welded mounting bracket & union connection with a double system check
- Welded mounting bracket & unique design allows for a quicker & less expensive installation
- Professional look to the mechanical room
- Great for tight installations
- Easier access to the boiler for maintenance



CAPACITY GALLONS	TANK DIA/WIDTH	TANK HEIGHT	ACCEPTANCE VOLUME (GAL)	STOCK NO	EACH
All tanks system connections are 1/2" NPT					
2.1	9.8"	3.7"	1.1	ZFT8R15	135.68
4.8	13.8"	6.2"	2.4	ZFT18R30	164.32
6.3	13.8"	7"	3.5	ZFT24R60	235.11

Zilmet In-line Hydronic Radiant Tanks

- For low temperature radiant floor systems
- All radiant tanks have a polypropylene liner to prevent corrosion due to oxygen in the system
- All tanks come with a stainless steel connector
- Suitable for use with glycol



CAPACITY GALLONS	TANK DIA/WIDTH	TANK HEIGHT	ACCEPTANCE VOLUME (GAL)	STOCK NO	EACH
All tanks system connections are 1/2" NPT					
2.1	7.9"	11"	1.4	ZHTR15	101.45
4.8	10.6"	13.7"	3.3	ZHTR30	113.76

Hydronic Accessories

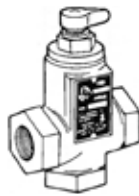
Flow Controls

bellgossett.com

(24)

"Flo-Control"

Used in forced circulation hot water heating systems to prevent the circulation of hot boiler water when pump is not in operation and heat is not needed in the radiators.



NO & SIZE	STOCK NO	EACH
Straight-Angle - Cast Iron		
SA-3/4"	BG34SA	100.30
SA-1"	BG1SA	102.54
SA-1 1/4"	BG114SA	134.73
SA-1 1/2"	BG112SA	217.07
SA-2"	BG2SA	396.71

(24)

B&G Hydrotrol™ Flow Controls


Maximum working pressure - 150 psi.
Maximum operating temperature - 250°



SIZE	STOCK NO	EACH
Brass Body		
3/4" NPT	BG34HT	76.35
1" NPT	BG1HT	79.34
1 1/4" NPT	BG114HT	105.54


(24)

B&G "Red Ring Monoflo" Fittings



SIZE	STOCK NO	EACH
Copper		
3/4 x 1/2"	34X12COMOT	40.42
1 x 1/2"	1X12COMOT	40.42
1 x 3/4"	1X34COMOT	40.42
1 1/4 x 3/4"	114X34COMOT	41.17

Combination Relief & Reducing Valves



(24)

Dual Unit Valves

Reducing Valve Set at 12 PSIG
Relief Valve Set at 30 PSIG

SIZE	BODY	STOCK NO	EACH
Relief and reducing			
1/2" NPT	Iron	BG128	168.41
Reducing only			
1/2" NPT	Brass	BG12B38	100.30
1/2" NPT	Brass	BG12FB38	106.29
3/4" NPT	Brass	BG34B712	149.70

Pressure Reducing Valves

watts.com

(18)

Water Pressure Reducing Valves



- Union inlet and integral strainer.
- Bronze body construction.
- Renewable stainless steel seat and built-in by-pass check valve.
- Initial pressures up to 300 lbs.
- Max. temp. 180° F.

SIZE	STOCK NO	EACH
U5B - Reduced Range 25-75 lbs.		
1/2"	WA12U5B	767.79
3/4"	WA34U5B	699.31
1"	WA1U5B	1366.46
1 1/4"	WA114U5B	3224.30
1 1/2"	WA112U5B	3130.18
2"	WA2U5B	3573.73

SIZE	STOCK NO	EACH
U5BLP - Reduced Range 10-35 lbs.		
1/2"	WA12U5BLP	834.72
3/4"	WA34U5BLP	963.01

(18)

No. LF25AUB Competitive Water Pressure Reducing Valve

For supply water pressures up to 300 lbs and can be adjusted from 25 to 75 lbs. Bypass feature. Max. temp 180° F.



SIZE	STOCK NO	EACH
1/2"	WA1225AUB	215.28
3/4"	WA3425AUB	218.74
1"	WA125AUB	318.40
1 1/4"	WA11425AUB	571.16
1 1/2"	WA11225AUB	857.84
2"	WA225AUB	1032.55

(18)


Apollo Pressure Reducing Valve With Fast Fill



SIZE	PSI	STOCK NO	EACH
Swt Union x Thread			
1/2"	10-25	AP3570301	138.50
NPT x NPT - No Union			
1/2"	10-25	AP3560301	128.12

(18)

Apollo Backflow Preventer & Pressure Reducing Valve



PIPE SIZE	STOCK NO	EACH
1/2"	AP356H3BF	280.91

(31)

AutoFill Filling Valve

Max. Working Pressure: 230psi
Working Temperature Range: 150°F
Pressure Setting Range: 3-60psi
1/2" NPT Male x 1/2" NPT Female



SIZE	STOCK NO	EACH
1/2"	CA553542A	93.51

Relief Valves

(24)

No 10-407 Conbraco ASME Side Outlet Relief Valve

Pressure Range: 30 PSI



NO	SIZE	STOCK NO	EACH
10-407	3/4"	34REVA30	29.16

(18)

335 Series A.S.M.E. Tested and Rated Hot Water Boiler Safety Relief Valve

For boilers up to 510,000 BTU at 30 PSI.

All bronze construction.

These valves feature a stainless steel spring, high heat resisting silicone disc, and bronze seat.



SIZE	BODY	STOCK NO	EACH
3/4"	Bronze	WA34335	33.70

(18)

Apollo Pressure Relief Valves ASME rated

SIZE	RELIEF CAP'Y MBH	STOCK NO	EACH
30 PSI rating			
3/4" x 1"	827	AP1060405	142.48
1" x 1"	1339	AP1060505	243.24
1 1/2" x 2"	3696	AP1061705	623.15
50 PSI rating			
3/4" x 1"	1209	AP1060410	142.48
1" x 1"	1956	AP1060510	243.24

Air Chargers

bellgossett.com



B&G Airtrol® Tank Fittings

Tank fitting provides separate passages for air to flow to the top of tank and water it displaces to flow back into pipe connections to system.

Two tubes are provided for air passage.

Larger tube permits air to flow into tank while smaller tube connects to a manual vent and permits initial venting. Provided with a 1/2" male thread for installation directly into bottom of tank and a 3/4" female tapping for connection to boiler.

DIAMETER	STOCK NO	EACH
ATF-9"	BGATF9	184.51
ATF-12"	BGATF12	184.51
ATF-16"	BGATF16	184.51
ATF-20"	BGATF20	184.51
ATF-24"	BGATF24	184.51

DT-2 Drain-O-Tank® Air Charge

The Drain-O-Tank Air Charger offers a sure, quick way to recharge a water-logged compression tank.

125 PSIG Working Pressure

240°F Max. operating temperature

STOCK NO	EACH
BGDT2	62.13

Hoffman Air Vents

hoffmanspecialty.com



No. 77 Water Vent

- Size Conn: 1/8" straight shank
- Max. Operating Pressure: 35 PSIG
- Max. Temperature: 230 Fah.

STOCK NO	EACH
HO77	62.01

No. 508 Air Valve

- Size Conn: 1/8" straight shank
- Max. Water Pressure: 50 PSI

STOCK NO	EACH
HO508	21.58

No. 791 Water Valve

- Fitting and ferrule for 3/16" OD tubing
- Telescopic Siphon Tube
- Size Conn: 1/4" straight shank
- Max. Operating Pressure: 50 PSI

STOCK NO	EACH
HO791	192.30

No. 79 Water Main Vent Valve

- Built-in Check Valve
- Size Conn: 1/2" female x 3/4" male straight shank.
- Max. Operating Pressure: 75 PSI
- Will withstand hydrostatic pressures of 200 PSI

STOCK NO	EACH
HO79	188.38

Caleffi
caleffi.com



(31) DIRTMAG Magnetic Dirt Separator

- Max. Working Pressure: 45psi
- Working Temperature Range: 32–195°F
- Max. % of Glycol: 30%

SIZE	STOCK NO	EACH
NPT CONNECTION		
1" NPT	CANA545306	172.28

**Coin Key Air Vents
On Page 717**

B&G Air Vents

bellgossett.com



Air Vent

Automatic air vents are designed to vent the accumulation of troublesome air whenever it can be trapped. 240 F. Max. operating temperature.

MODEL	PSI	CONNECTION	STOCK NO	EACH
No.7	75 PSI	1/8" F	BG7	87.57
No.67	35 PSI	1/8" M	BG67	51.65

Spirovent

spirotherm.com



Spiro-Vent Quad Air, Dirt & Hydraulic Separator with Low Loss Headers.

Steel body, copper medium, brass vent head & blow down valve. Maximum pressure: 150 PSI. Maximum temperature: 270°.

SIZE	MAX FLOW(GPM)	STOCK NO	EACH
IPS CONNECTION			
1"	10	VDX100FT	527.76
1 1/4"	15	VDX125FT	607.86
1 1/2"	30	VDX150FT	761.16
2"	40	VDX200FT	1567.42
FLANGED ASME			
2"	60	VDX200FA	4025.63
2 1/2"	90	VDX250FA	4178.01
3"	140	VDX300FA	5313.64
4"	240	VDX400FA	5649.81
PRESS FIT			
1"	10	VDX100PF	596.18
1 1/4"	15	VDX125PF	715.06
1 1/2"	30	VDX150PF	933.48
2"	40	VDX200PF	1249.03

Spiro-Vent Air Eliminator/Dirt Separator

SIZE	MAX FLOW(GPM)	STOCK NO	EACH
IPS CONNECTION With Magnet			
3/4"	6	VDR075FTM	253.47
1"	10	VDR100FTM	417.48
1 1/4"	15	VDR125FTM	347.80
1 1/2"	30	VDR150FTM	435.12
2"	40	VDR200FTM	604.10
PRESS FIT With Magnet			
3/4"	6	VDR075PFM	295.72
1"	10	VDR100PFM	316.84
1 1/4"	15	VDR125PFM	417.36
1 1/2"	30	VDR150PFM	473.14
2"	40	VDR200PFM	663.24

Taco Air Vents

taco-hvac.com



Taco Hy-Vent

High capacity float type vent ideal for use on large air separating equipment

SIZE	STOCK NO	EACH
1/4" male	TA426	60.18

Spirovent

spirotherm.com



Spiro-Vent Air Eliminator

For residential and light commercial jobs. Solid brass. Female threads. 1/2" tapping at bottom to accommodate a bladder-type compression tank. Maximum pressure: 150 PSI. Maximum temperature: 270°.

SIZE	MAX FLOW(GPM)	STOCK NO	EACH
JUNIOR • IPS CONNECTION			
3/4"	6	VJR075FT	110.32
1"	10	VJR100TM	123.72
1 1/4"	15	VJR125TM	170.93
1 1/2"	30	VJR150TM	222.68
2"	40	VJR200TM	279.10
JUNIOR • PRESS FIT			
3/4"	6	VJP075TM	126.89
1"	10	VJP100TM	148.45
1 1/4"	15	VJP125TM	213.67
1 1/2"	30	VJP150TM	289.49
2"	40	VJP200TM	376.78
SENIOR • IPS CONNECTION			
2"	45	VSR200MT	1451.89
2 1/2"	70	VSR250MT	1613.47
3"	95	VSR300MT	2325.63
4"	170	VSR400MT	2497.93
SWEAT CONNECTION			
3/4"	6	VJS075TM	110.32
1"	10	VJS100TM	123.72
1 1/4"	15	VJS125TM	170.93

Spiro-Vent Junior Repair Head

STOCK NO	EACH
PJR000HA	61.18

Spiro-Vent Quick Release Air Valve

1/2" FPT and 3/4" MPT combination thread.

STOCK NO	EACH
VTP050FT	69.03

Slant/Fin "Hydro-Flex" Flexible Metal Hose Assemblies

Sweat coupling x 8" flex-hose x 9" copper tubing.

SIZE	STOCK NO	EACH
No 600		
1/2"	12600FLCO	31.76
3/4"	34600FLCO	42.13
1"	1600FLCO	58.39



FLEXPIPE

Used to carry hot water or oil.

"Flexpipe" absorbs line vibration, takes up piping travel and connects outlets which do not line up.

Custom Assemblies Available AT MAX. WORKING P.S.I.

PIPE SIZE X LENGTH	AT ROOM TEMP.		MAX. WORKING P.S.I. AT MAX. TEMP. 350 FAH.		STOCK NO	EACH
Stainless Steel with MPT						
1/2 x 10"	735	595	12X10FLCO	43.07		
3/4 x 11"	595	480	34X11FLCO	63.60		
1 x 12"	460	370	1X12FLCO	70.04		
1 1/4 x 15"	430	345	114X15FLCO	103.85		
1 1/2 x 15"	410	350	112X15FLCO	96.20		
2 x 15"	480	410	2X15FLCO	120.35		
2 1/2 x 18"	390	335	212X18FLCO	207.29		
3 x 18"	250	215	3X18FLCO	279.74		



Expansion Joints


Model HB - Copper Piping Systems

2" stroke - 1 3/4" compensation; 1/4" extension • Maximum operating temperature - 400°F. • Maximum working pressure - 200 psi • Maximum test pressure - 300 psi • Fittings - copper female sweat ends • Stainless steel billows and shroud, copper tube ends

Model H - Steel Piping Systems

Stroke - 1 3/4" compensation; 1/4" extension (total stroke 2") • Maximum operating temperature - 750°F. • Maximum working pressure - 200 psi • Maximum test pressure - 300 psi • Fittings - male thread ends • Stainless steel billows, steel shroud and fittings

SIZE	STOCK NO	EACH
Model HB - Sweat		
3/4"	HB075FFS	99.82
1"	HB100FFS	118.74
1 1/4"	HB125FFS	137.66
Model H - I.P.T.		
3/4"	34HEXCO	109.08
1"	1HEXCO	124.61
1 1/4"	114HEXCO	147.32
1 1/2"	112HEXCO	185.15
2"	2HEXCO	256.39
2 1/2"	212HEXCO	299.06



IntaKlean2 Magnetic Dirt Separator

- Can be mounted vertically, horizontally or diagonally
- Dual removable stainless steel mesh filters
- 11,000 Gauss magnet in dry-well
- Easy access for adding up to 16 oz of treatment fluids at a time
- 5 year manufacturer's warranty

SIZE	STOCK NO	EACH
1" Press	IK210P	306.05
1 1/4" Press	IK211P	344.21



(24)

Liquid Flow Switches

- FS1High sensitivity for low flow conditions, Nema 1", 1/2" NPT.
- FS4-3General purpose, HVAC and process work, Nema 1", 1-6" NPT.
- FS4-3T3FS4-3 with 1" tee, low flow, Nema 1", 1-6" NPT.
- FS43T2 3/4FS4-3 with 3/4" tee, medium flow, Nema 1", 1-6" NPT.
- FS5-1High sensitivity for low flow conditions suitable for water or water and petroleum base compound mixtures, Nema 1", 1" NPT.
- FS6-1Same as above, 1" NPT.
- FS7-4Industrial service; process liquids, Nema 1", 1 1/4"-16" †.
- FS8-WHVAC and process work, Nema 4X*, 1-6" NPT.
- *Nema 1General purpose enclosure. Protects against falling dirt. Not dust-proof or splash proof.
- *Nema 4XWater tight, dust tight and corrosion resistant.
- †Paddle available for larger diameter pipe (up to 36").

Call for quotation.

MAX. PRESS. P.S.I.	MAX. TEMP. (F)	MATERIALS WETTED*	STOCK NO	PRICE
100	225	A,B,C	FS1	364.52
150	300	A,D,E	FS43	222.07
150	300	A,D,E	FS43T3	360.33
150	250	A,G,H	FS51	372.90
100	225	A,B,C	FS61	574.02
300	300	A,B,F,J,K	FS74	611.73
150	225	A,D,E	FS8W	289.10

BoilerMag ⁽²⁴⁾

boilermag.com

BoilerMag Residential Filter

- Install/Clean in minutes, protects for years
- Dual flow technology - filters twice on one pass
- Includes automatic air vent to automatically release trapped air
- Guaranteed no block
- Removes both magnetic and non-magnetic debris
- Fits in line and has 360° adjustment
- Easy access for chemical dosing
- Features 1" NPT threaded valves (1.25" NPT adaptors included)
- Comes with BoilerMag 3 year warranty



SIZE	STOCK NO	EACH
1" NPT	BMR	265.27
Flushing Attachment For use with BMR	BMFA1	5.99

BoilerMag Commercial Filter

- Easy to install and clean
- Fits standard 1 1/2" connections
- Dual flow technology - filters twice on one pass
- Guaranteed no block
- Removes both magnetic and non-magnetic debris
- High collection capacity
- Comes with BoilerMag 10 year warranty



SIZE	STOCK NO	EACH
1 1/2" NPT	BMXL	1195.75



No 47 Water Feeder

Most widely used feeder cut-off combination for the closed steam heating system boiler up to 5000 sq. ft. capacity. Has time-saving Quick hook-up Fittings for installation in gauge glass tapplings, and Self-Closing Blow-off Valve. No. 47 is boiler feeder only, without cut-off switch. Maximum boiler pressure, 25psi. Maximum water supply pressure, 150 psi.

STOCK NO	EACH
MM47	1185.75
No 47 with switch	
MM472	1420.38

No 51-2 Feeder Cut-off Combination

Has larger feeding capacity than the No. 47-2, for steam boilers above 5000 sq. ft. capacity, and for hot water boilers. Maximum boiler pressure, 35 psi. Maximum water supply pressure, 150 psi.

STOCK NO	EACH
MM512	1747.20



Taco Comfort Solutions

taco-hvac.com

3450 Combination Boiler Feed & Backflow Valve

Combines a cartridge style backflow preventer with a pressure regulating cartridge style boiler feed valve into a unique one piece body configuration. Taco's 3450 combination dual check backflow with atmospheric vent and boiler feed valve includes purge auto-reset, dial in pressure setting and adjustable indicator. Maximum inlet pressure, 150 psi.

DESCRIPTION	STOCK NO	EACH
1/2" NPT x 1/2" Union Sweat	TA3450	129.48



No 67 Series Low Water Cut-off

This is the most widely used control of its kind. It interrupts electrical service to the burner when the water level falls below the prescribed cut-off level. The "Quick Hook-up" fittings permit installation in the boiler gauge glass tapplings, a feature which positions the control properly and provides correct reproduction of the boiler water level in the float chamber and gauge glass. For boilers of any size. Maximum steam pressure, 20 psi.

STOCK NO	EACH
MM67	590.78

No 64 Low Water Cut-off

This control is compact in size and built for the pressures encountered in hot water service. They utilize the McDonnell No. 11 Switch, which provides an extra switch, operating at a different level, for low water alarm. Both controls can be used for steam service, and differ only in method of installation. Requires 1" NPT equalizing pipes. For boiler of any size. Maximum boiler pressure, 50 psi.

STOCK NO	EACH
MM64	662.01



No 764 Low Water Cut-off

Designed with 2 1/2" NPT side tapping for installation with close nipple in 2 1/2" tapping available on some hot water boilers. Can also be used on steam service. Has same construction and operation as No. 64, utilizing McDonnell No. 11 Switch. For boiler of any size. Maximum boiler pressure, 50 psi.

STOCK NO	EACH
MM764	695.53


"Built-in" Low Water Cut-offs

For installation 2 1/2" NPT tapplings provided by some boiler manufacturers. Selection of the particular model depends upon the insertion length into the boiler. Order the "Built-in" that provides max insertion length within the boiler. For boilers of any size. Maximum steam pressure, 20 psi.

INSERTION LENGTH	STOCK NO	EACH
4 1/8"	MM69	460.89

No 61 Low Water Fuel Cut-off

For installation on boilers where "Quick Hook-up" fittings cannot be used. Installed with 1" steam and water equalizing lines, and requires a separate blow-off valve. For boilers of any size. Maximum steam pressure, 20 psi.



STOCK NO	EACH
MM61	645.25
2 1/2" pipe tap opening in body	
MM767	553.07

No 63 Low Water Fuel Cut-off

For Hot Water Heating Boilers and Steam Heating Boilers. Available with manual reset cut-off switch. Control can be tested on a hot water boiler by gently inserting a screwdriver or similar tool in the test opening below the switch and simulating a low water condition. Maximum steam pressure, 50 psi.

STOCK NO	EACH
MM63	775.14
With manual reset	
MM63M	775.14
Test and Check	
MMTC4	800.27



PS851/751 Series Electronic Probe Level Control

Utilizes an electrode inserted into the liquid, and the conductivity of the liquid, to complete the circuit to ground. When the boiler water drops below the probe, the control automatically breaks the electrical circuit to the burner.

STOCK NO	EACH
With Manual Reset	
MM751PMT120	451.04



McDonnell Miller Controllers ⁽²⁴⁾

mcdonnellmiller.com

101A Electric Water Feeder

The No. 101A Electric Water Feeder has the same packless construction, straight-thrust valve action and built-in strainer perfected in other McDonnell Feeders. It closes tight against supply pressures up to 150 psi.

For Oil Boilers

The standard No. 101A Electric Water Feeder is furnished with 120VAC coil.

For Gas Boilers

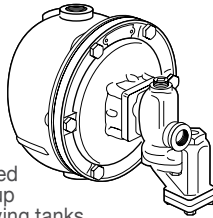
The No. 101A is also available with low voltage coil and companion transformer for use on gas fired boilers having 24 volt control circuits.



VOLTS	STOCK NO	EACH
115	MM101A	641.06
24	MM10124V	846.36

No. 25A Make-up Water Feeder

A dependable float-operated feeder used to add make-up water to condensate receiving tanks. It is mounted to the tank with 1" NPT top and bottom equalizing lines and feeds water through a separate pipe, permitting anti-syphon air gap. Has large capacity, with composition valve disc and Monel seat.



STOCK NO	EACH
MM25A	1466.47

Mercury FREE Controllers

No. 42S Pump Controller and Low Water Cut-Off

Construction is completely packless. Installed with 1" NPT equalized pipes. For boilers of any size. Maximum boiler pressure, 50 psi.



STOCK NO	EACH
MM42S	1060.05

No. 150S High Pressure Pump Control, Cut-Off & Alarm

For steam boilers of any size up to 150 lbs. steam pressure. Manual or automatic reset.

RESET	STOCK NO	EACH
Automatic	MM150S	1173.18
Manual	MM150SM	1173.18

No. 157S

Same as 150 except with integral water column.

EQUALIZING TAPPINGS	GAUGE GLASS TRICOCK TAPPINGS	STOCK NO	EACH
1"	1/2"	MM157S	1537.70

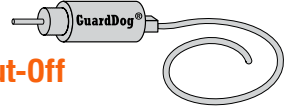
(21)

No. 14 Blow-Off Valve

STOCK NO	EACH
MM14	247.52

No. RB-24 Low Water Cut-Off

24 volt. Auto Reset



STOCK NO	EACH
MMRB24E	180.17
MMRB24EL	188.55

No. RB-122 Low Water Cut-Off

VOLTAGE	STOCK NO	EACH
120v	MMRB122E	180.17



Note: We carry parts in stock for McDonnell Miller feeders, cut-offs & pump controls.

Low Water Cut-Off

With Wiring Harness


STOCK NO	EACH
1100	131.89
1100M	161.70



Safgard 120 Volt Low Water Cut-Offs

Model 650 - Max. pressure 160PSI
Input voltage: 120VAC, 60hz.
Features a test button and indicating light. Button interrupts the burner circuit to simulate a lower water condition.

STOCK NO	EACH
650SV	240.66
550SV	250.74




Safgard 24 Volt Low Water Cut-Offs

Model 600 - Max. pressure 160PSI
Input voltage: 24 Volt.
Features a test button and indicating light. Button interrupts the burner circuit to simulate a lower water condition.

STOCK NO	EACH
600SV	240.66
500SV	250.74

No 1A Air Valve


- A float-type vent with adjustable port for true proportional venting.
- Port settings from (#1) slow to (#6) fast venting.
- Operating Press: up to 1½ PSI
- Max. Press: 10 PSI



SIZE CONN	STOCK NO	EACH
1/8" Angle	HO1A	70.64

No 70A Air Valve


- A float-type vent with a single non-adjustable port.
- This valve meets Federal Specification WW-V-151 for Type 1 Non-Adjustable Valves.
- Operating Press: up to 11 PSI
- Max. Press: 15 PSI



SIZE CONN	STOCK NO	EACH
1/8" Angle	HO70A	113.03

No 40 Air Valve

- A float-type vent with a single non-adjustable port.
- For use on ordinary one-pipe system not requiring proportional venting.
- Operating Press: up to 6 PSI
- Max. Press: 10 PSI



SIZE CONN	STOCK NO	EACH
1/8" Angle	HO40	40.81

No 41-43-45 Air Valve


- Single-port, straight-shank vent for small steam systems.
- Angle cut of telescopic siphon tube assures positive drainage.
- Max. Press: 10 PSI



SIZE CONN	STOCK NO	EACH
1/8" Straight	HO41	62.79

No 75 Air Valve


- Float-type vents, each with single non-adjustable port for relieving air from the mains of medium and large size systems.
- Size Conn: 1/2" female x 3/4" male straight shank
- Operating Press: up to 3 PSI
- Max. Press: 15 PSI



STOCK NO	EACH
HO75	184.45

No 4A Air Valve


- A float-type vent with single non-adjustable port for use as a main vent on residential and other small one-pipe or two-pipe steam systems.
- Size Conn: 1/2" female x 3/4" male straight shank
- Operating Press: up to 2 PSI
- Max. Press: 10 PSI



STOCK NO	EACH
HO4A	80.84

No 76 Vacuum Valves


- Float-type vents, each with single non-adjustable port for relieving air from the mains of medium and large size one-pipe vacuum systems.
- Size Conn: 1/2" female x 3/4" male straight shank
- Operating Press: up to 3 PSI
- Max. Press: 15 PSI



STOCK NO	EACH
HO76	310.04

No 74 Steam Unit Heater Air Valve

- Float-type vent with single non-adjustable port especially designed for use with Steam Unit Heaters.
- Vents air, when present, with rising, dropping, or steady pressure.
- Size Conn: 1/2" female x 3/4" male straight shank
- Operating Press: up to 35 PSI
- Max. Press: 35 PSI



STOCK NO	EACH
HO74	196.23

No 62 Steam Vacuum Breaker

- Designed for use on closed vessels and piping systems to control induced vacuum within safe limits.
- Factory set to open at 2" (mercury) vacuum
- Adjustable from 1/4" to 20" (mercury) vacuum
- Size Conn: 3/4" IPS straight shank
- Max. Operating Press: 150 PSI



STOCK NO	EACH
HO62	170.97

Hot Water Accessories

Radiator Valves

(24)

IPS Angle Radiator Valve

Hot water angle valve with "sleeve-type closing" for gravity hot water heating installations.



SIZE	STOCK NO	EACH
1/2"	12ARAVA	14.38
3/4"	34ARAVA	18.88
1"	1ARAVA	29.68
1 1/4"	114ARAVA	41.38

Sweat Radiator Angle Valve

Heavy-duty forged brass construction. Screwed bonnet, rising stem & bronze disc. Pressure Rating: 60 Hot Water Non-Shock



SIZE	STOCK NO	EACH
1/2"	12SWTARAVA	14.38
3/4"	34SWTARAVA	17.98

Sweat Angle Pattern

Union Elbow

With female inlet and male union for gravity hot water heating installations.



SIZE	STOCK NO	EACH
1/2"	12RAL	7.18
3/4"	34RAL	10.78
1"	1RAL	17.98
1 1/4"	114RAL	28.78

Union Elbow


Male union and sweat connection for use on gravity jobs, also where supply valve is adjusted.



SIZE	STOCK NO	EACH
1/2"	12TSRAL	7.18
3/4"	34TSRAL	9.63

Balancing Fittings

Two-piece Sweat x Sweat Slotted Stem



SIZE	STOCK NO	EACH
1/2"	12SBAVA	8.96
3/4"	34SBAVA	12.74
1"	1SBAVA	21.15

Steam Accessories

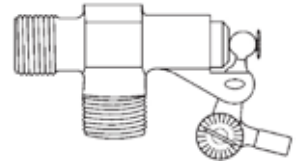
Bob Float Valves ⁽²⁴⁾

Bob Float Valves and Accessories

- Maintains water level at which the valve is set.
- Ratchet arrangement of the actuating lever makes it easy to adjust the valve to any desired level by raising or lowering the float ball.
- Thumbscrew holds ratchet in place.
- The threaded outlet shank permits the addition of a threaded nipple to control the outlet spraying and also makes it possible to install the valve higher in the tank.
- The plunger of the valve, which consists of all the parts that are subject to any wear, can be removed as a unit.
- All float valves are equipped for both hot and cold water service.

R400 Float Valves

- High Capacity - Heavy Duty
- Red Brass Body
- Adjusting Arm Tapped 1/4-20 Thread
- Buna-N-Disc Standard



PIPE SIZE INLET/OUTLET	FREE DISCHARGE		STOCK NO	EACH
	35 PSI	85 PSI		
3/8" MIP	9 GPM	13 GPM	38R400	41.87
1/2" MIP	12 GPM	22 GPM	12R400	43.90
3/4" MIP	21 GPM	39.9 GPM	34R400	56.52
1" MIP	43.5 GPM	68.5 GPM	1R400	88.95

Brass Stems

Male Thread Both Ends 1/4-20SAE

DESCRIPTION	STOCK NO	EACH
10" Length	14X10R450	10.20



Stem and Swivel Assembly

DESCRIPTION	STOCK NO	EACH
1/4"-20x10"	14X10R380	25.43



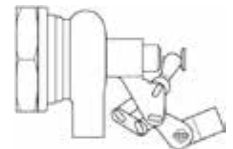
Seamless Copper Floats

FLOAT DIA	BOUYANCY IN LBS	FEMALE SPUD CONNECTION	STOCK NO	EACH
3"	.34	1/4-20 SAE	R4403	36.71
4"	.80	1/4-20 SAE	R4404	47.69
5"	1.73	1/4-20 SAE	R4405	68.81
6"	3.26	1/4-20 SAE	R4406	89.10



R610 Float Valves

- High Capacity - Heavy Duty
- Compound Lever
- Rotating Plunger
- Adjusting Short Arm Tapped 1/8" FIP



INLET	PIPE SIZE OUTLET	FREE DISCHARGE FLOW CAPACITY		STOCK NO	EACH
		35 PSI	85 PSI		
1/4" FIP	Free Flow	112 GPM	180 GPM	114R610	168.11
1/2" FIP	Free Flow	112 GPM	180 GPM	112R610	179.51
2" FIP	Free Flow	112 GPM	180 GPM	2R610	225.10

Brass Bushing

R209 - Stem to Float Brass Bushing

DESCRIPTION	STOCK NO	EACH
3/8" x 1/8" IPS	38X18R209	3.82

Brass Stems

Male Thread Both Ends - 1/8" MIP

DESCRIPTION	STOCK NO	EACH
12" Length	18X12R455	24.12



Seamless Copper Floats

FLOAT DIA	BOUYANCY IN LBS	FEMALE SPUD CONNECTION	STOCK NO	EACH
7"	5.72	3/8" FIP	R4407	124.15
8"	8.03	3/8" FIP	R4408	194.31
10"	16.66	1/2" FIP	R44010	388.27



MEPCO Low Pressure Radiator Traps

Cast brass body and cover, non-corrosive working parts, and thermostatic discs. Applicable for pressures from 25" Hg vacuum to 25 PSI. Seats with large opening to prevent clogging. Stop shoulder construction of disc permits individual calibration for correct operation and field interchangeability without field adjustment. Volatile fluid in disc is sealed under a high vacuum to provide uniform expansion over the entire operating range. Removable seats.



SIZE & PATTERN	STOCK NO	EACH
1/2" Tapping Angle	121EASS	103.50
1/2" Tapping Straight	121ESSS	131.65
3/4" Tapping Angle	342EASS	139.10
1" Tapping Angle	13CASS	176.36

No 1R With removable Seat

SIZE & PATTERN	STOCK NO	EACH
1/2" Tapping Angle	121RA	136.62

Series 44 H-Type Float and Thermostatic Traps

Combines advantages of Float Trap and Thermostatic Trap. This simple, rugged trap has monel float valve and seat, and all working parts are of non-corrosive material that can be removed, inspected or repaired without disturbing piping. Flat valve on thermostatic disc with large seat opening assures maximum venting with minimum clogging and seat wear. Operating pressures to 15 PSI.



SIZE	STOCK NO	EACH
1"	144415	245.09
2"	2308A	1074.74

TD600 Series Thermodynamic Steam Trap

- NPT Connection
- High Pressure up to 600 PSIG
- Suitable for superheated steam 800°F
- Hardened stainless steel seat and disc.



SIZE	STOCK NO	EACH
1/2"	TD60012N	339.30
3/4"	TD60013N	455.13
1"	TD60014N	625.95

TS Type • Straight-thru Connection



TA Type • Right-Angle Connection



Thermostatic Steam Traps

- Excellent air handling capability
- In-line repairable
- Stainless steel seat.
- Welded stainless steel thermal element
- High thermal efficiency
- Operating pressures to 25 PSI.

SIZE & PATTERN	STOCK NO	EACH
1/2" Tapping Angle	TA25B12N	102.96
1/2" Tapping Straight	TS25B12N	117.00
3/4" Tapping Angle	TA25B13N	162.63
3/4" Tapping Straight	TS25B13N	184.86



IB Series Inverted Bucket

- Waterhammer resistant
- Suitable for superheated steam (use internal check valve option to eliminate loss of prime)
- In-line repairability is simplified by having all internals attached to the cover
- Valve & seat are located at the top of the trap body making them less prone to clogging from debris and pipe scale
- Stainless steel with hardened valve & seat
- Operating pressure 20 PSI

SIZE	STOCK NO	EACH
Without Strainer		
1/2"	IB103112N20	202.41
3/4"	IB103113N20	202.41
With Strainer		
1/2"	IB104112N20	232.83
3/4"	IB104113N20	232.83

FT Series H-Type Float and Thermostatic Traps

- H-pattern design allows piping from either side of the steam trap (there are two inlet ports at top and two outlet ports at bottom)
- F&T traps have excellent air handling capability allows air to be discharged rapidly and steam to enter the system quickly during start-up
- Welded stainless steel thermostatic air vent resists shock from waterhammer
- In-line repairable (all internals attached to cover)
- Operating pressures to 15 PSI.



SIZE	STOCK NO	EACH
3/4"	FT301513N	321.75
1"	FT401514N	380.25
1 1/4"	FT601515N	458.64
1 1/2"	FT701516N	666.90
2"	FT801517N	1215.63

Steam Angle Radiator Valve

Heavy-duty bronze construction.
Pressure Rating: 15 W.S.P. 60 Hot Water Non-Shock



SIZE	STOCK NO	EACH
I.P.S. Angle Pattern		
3/4"	34ARAVASTM	24.07
1"	1ARAVASTM	32.54
1 1/4"	114ARAVASTM	43.04
1 1/2"	112ARAVASTM	64.78

Radiator Valve Handle

STOCK NO	EACH
SINGLE LUG	
110170	1.15
TRIPLE LUG	
621	.96



No 17-C Hoffman Angle Radiator Trap

1/2" pipe connections. Body, cap, nut and tailpiece of high quality brass. Stainless steel thermostat and pin. Seat is constructed of a non-corrosive alloy to give long life under actual service conditions. Thermostat and seat are both renewable. Stainless steel seat available.



SIZE	STOCK NO	EACH
1/2"	HO17C	129.94

Hoffman Float and Thermostatic Traps

- Instantaneous Heaters
- Storage Heaters
- Steam Humidifiers
- Steam-jacketed Vessels
- Unit Heaters
- Sterilizers



PSI	SIZE	STOCK NO	EACH
15	3/4"	34FT015H	346.50

Note: We carry parts for Radiator Float and Thermostatic Traps.

WSSCV Series Stainless Steel Check Valves

- Seam welded
- NPT or Socket Weld Inlet
- 316 Stainless Steel Body and Internals
- Spring assisted closing of check valve
- Operating pressures to 500 PSIG.



SIZE	STOCK NO	EACH
1/2"	WSSCV12N0	132.21
3/4"	WSSCV13N0	163.80
1"	WSSCV14N0	204.75
1 1/4"	WSSCV15N0	304.20
1 1/2"	WSSCV16N0	381.42
2"	WSSCV17N0	518.31

Steam Accessories ⁽⁰⁰⁾

Barnes & Jones Products ⁽²¹⁾

barnesandjones.com

(21)

Cage Units with Cover

SIZE	BARNES & JONES CAGE UNIT	STOCK NO	EACH
DUNHAM-BUSH			
1/2"	1950	BJ1950	56.70
3/4"	1990	BJ1990	56.70
HOFFMAN			
1/2"	3500	BJ3500	56.70
3/4"	3507	BJ3507	56.70
TRANE			
3/4"	4322	BJ4322	56.70
WARREN WEBSTER			
3/4"	1998	BJ1998	68.94

(21)

Repair Kits

MODEL	STOCK NO	EACH
BARNES & JONES		
RK2015-5	BJRK20156	382.16
HOFFMAN		
FT-53	BJFT53	155.41
TRANE		
66CL	BJ66CL	250.60

(24)

Straight Thermostatic Trap

SIZE	STOCK NO	EACH
1/2"	BJ122S	98.52

(24)

Angle Thermostatic Trap

SIZE	STOCK NO	EACH
3/4"	BJ134A	110.94



(24)

Float & Thermostatic Trap

SIZE	STOCK NO	EACH
3/4"	BJFT20153	173.84

(24)

Bucket Trap

SIZE	STOCK NO	EACH
3/4"	BJ80003125	152.66

Bypass Feeders ⁽²⁴⁾

jwingert.com



(24)

J.L. Wingert Dome Bottom Bypass Feeder

- 2.39/6.30 Gallon capacity.
- 200 psi.
- 200° F.

3/4" Inlet & outlet, 3/4" drain.

GALLONS	STOCK NO	EACH
2.39	DB2HD	756.50
6.30	DB5HD	960.50



(40)

Chemical By-Pass Feeders

- Allows for safe and easy chemical dosing
- Ball valves for easy chemical dosing and pot feeder isolation
- Graduated funnel with stainless steel filter for clean, accurate, and mess free chemical addition
- Pressure vessel and fittings made with brass and carbon steel
- 2 Gallon (7.6L) models comes with wall bracket
- 5 Gallon (18.9L) model comes with adjustable steel legs

SIZE	VOLUME	MAX PRESSURE	STOCK NO	PRICE
3/4"	2 Gallon	265 psi	AXCBF2	433.95
3/4"	5 Gallon	265 psi	AXCBF5	592.20

(40)

Digital Mini System Feeder

Tank for storage & mixing of system make-up fluid

SIZE	STOCK NO	PRICE
4.5 Gallon	AXDMF150	689.97



Steam Accessories



(24) Self-Cleaning Water Gauge

Less rods and glass.
Rough brass-house heating type.
Set contains (2) pieces.

SIZE	GLASS SIZE	STOCK NO	EACH
1/2"	5/8"	12WAGA	147.60
3/4"	3/4"	34WAGA	191.92



(21) Water Gauge Glass Standard

LENGTH	STOCK NO	EACH
5/8" O.D.		
10"	58X10GAGL	25.04
12"	58X12GAGL	25.04
14"	58X14GAGL	27.38
15"	58X15GAGL	28.70
16"	58X16GAGL	28.70
18"	58X18GAGL	31.51
20"	58X20GAGL	39.60
24"	58X24GAGL	39.60
30"	58X30GAGL	53.18
36"	58X36GAGL	59.77
48"	58X48GAGL	82.88
3/4" O.D.		
16"	34X16GAGL	59.77
20"	34X20GAGL	76.21

Red Line

LENGTH	STOCK NO	EACH
5/8" O.D.		
12"	58X12RGAGL	103.99
14"	58X14RGAGL	111.04
16"	58X16RGAGL	125.62
18"	58X18RGAGL	139.79
24"	58X24RGAGL	194.84
36"	58X36RGAGL	377.49
3/4" O.D.		
16"	34X16RGAGL	162.35
20"	34X20RGAGL	211.36
36"	34X36RGAGL	503.65

(21) Gauge Glass Gaskets

SIZE	STOCK NO	EACH
1/2"	12GAGLGA	.20
5/8"	.2715004	.50
3/4"	34GAGLGA	.25

(24) Coppered Guard Rods

LENGTH	STOCK NO	EACH
10"	316X10RO	7.07
12"	316X12RO	7.46
14"	316X14RO	8.99
16"	316X16RO	8.99
18"	316X18RO	9.61
20"	316X20RO	9.99
22"	316X22RO	10.69
24"	316X24RO	10.69
26"	316X26RO	11.53
38"	316X38RO	13.52
50"	316X50RO	17.43

(24) Steam Gauge Siphon



DESCRIPTION	STOCK NO	EACH
Standard Steel		
1/4" Straight	14SPISY	10.63
1/4" Angle	14APISY	9.86
X.H. Steel		
1/4" Straight	14XHSPISY	20.04
1/4" Angle	14XHAPISY	28.36

Compression Gauge Try Cocks

With Stuffing Box
Tested for Pressure to 2000 lbs.

DESCRIPTION	STOCK NO	EACH
1/2"	12GACO	56.15
3/4"	34GACO	63.37

(35) Trerice No. 735-2 Needle Valve

- 1/4" NPT Connection.
- Brass body and seat.
- Brass stem.
- Max. operating pressure (PSI hydraulic): 2000.
- Maximum operating temperature: 300°F.
- Teflon packing.

STOCK NO	EACH
7352	9.26
LEAD FREE	
7352PBF	18.01



(02) Y-Type Pipe Strainer

"S" Pattern full flow
Iron Body • IMPORT

SIZE	PLUG TAPPING	STOCK NO	EACH
Semi-steel 250 lbs. S.W.P. screwed			
1/2"	1/4"	12YST	11.53
3/4"	3/8"	34YST	14.92
1"	3/8"	1YST	18.31
1 1/4"	3/4"	114YST	26.79
1 1/2"	3/4"	112YST	39.34
2"	1"	2YST	52.91
2 1/2"	1 1/2"	212YST	105.14
3"	1 1/2"	3YST	132.95

316 Stainless Steel 600 lbs.

1/2"	1/4"	12SS600YST	123.26
3/4"	3/8"	34SS600YST	149.31
1"	3/8"	1SS600YST	222.34

125 lbs. S.W.P. flanged

2 1/2"	1"	212FYST	123.45
3"	1"	3FYST	145.50
4"	1 1/2"	4FYST	238.42
5"	2"	5FYST	377.13
6"	2"	6FYST	493.80
8"	2"	8FYST	833.63

(02) Y-Type Pipe Strainer

"S" Pattern full flow • ANSI Class 125

Ec-Brass • IMPORT • Lead Free



SIZE	PLUG TAPPING	STOCK NO	EACH
Threaded - WOG (Non-shock): 200 PSI @ 150°F			
3/8"	1/4"	38BYSTI	21.47
1/2"	3/8"	12BYSTI	21.47
3/4"	3/8"	34BYSTI	36.81
1"	1/2"	1BYSTI	50.00
1 1/4"	1/2"	114BYSTI	92.95
1 1/2"	1/2"	112BYSTI	121.47
2"	1/2"	2BYSTI	215.03
2 1/2"	1/2"	212BYSTI	352.76

Solder - WOG (Non-shock): 400 PSI @ 100°F

1/2"	3/8"	12SBYSTI	21.47
3/4"	3/8"	34SBYSTI	36.81
1"	1/2"	1SBYSTI	50.00
1 1/4"	1/2"	114SBYSTI	92.95
1 1/2"	3/4"	112SBYSTI	121.47

Solder - WOG (Non-shock): 315 PSI @ 100°F

2"	1"	2SBYSTI	215.03
----	----	---------	--------

20M Replacement Screens

SIZE	STOCK NO	EACH
1/2"	12YSTSC	6.37
3/4"	34YSTSC	8.30
1"	1YSTSC	9.57
1 1/4"	114YSTSC	10.85
1 1/2"	112YSTSC	13.39
2"	2YSTSC	22.33

Steam Accessories

Condensate & Boiler Feed Pumps ⁽²⁴⁾

Sterlco 4100 Series Condensate Unit

Sterlco® atmospherically vented condensate tanks are designed for pumping hot condensate throughout the steam system.

- Capable of pumping hot condensate up to 200°F
- Heavy gauge steel receivers
- 115-1-60 Voltage, Simplex construction
- Bronze fitted centrifugal pumps
- Energy efficient 3450 RPM motors
- Automatic venting
- "Sterl-Seal" ceramic pump seal (250°F)
- Heavy-duty float switch



2" Inlet • 3/4" Discharge • 1/4" Overflow • 1/2" Drain • 1/4" Vent (All NPT)

CAPACITY SQ. FT. EDR	DISCHARGE PRESSURE	PUMP CAPACITY	MOTOR HP	REC. CAPACITY GALLONS	STOCK NO	EACH
8,000	20 PSI	12 GPM	1/3 Simplex	8	ST4028G	1601.02

Sterlco 4100 Series				
Model	H	L	W	
4028-G	12 1/2"	21 1/2"	12 1/2"	
4128-GMX-30	18 3/8"	28"	22"	
4128-GMX-45	26 3/8"	28"	22"	
4128-GMX-60	28 3/8"	28"	28"	



Sterlco 4100 Series Boiler Feed Units

Sterlco® atmospherically vented boiler feed tanks are designed to supply water to the boilers to maintain water supply at various operating loads.

- Capable of pumping hot condensate up to 200°F
- Heavy gauge steel receivers
- 115-1-60 Voltage, Simplex construction
- Bronze fitted centrifugal pumps
- Energy efficient 3450 RPM motors
- Automatic venting
- "Sterl-Seal" ceramic pump seal (250°F)
- Heavy-duty make-up water valve
- Gauge glass tapping's



2 1/2" Inlet • 3/4" Discharge • 2" Overflow • 1/2" Drain • 2" Vent (All NPT)

BOILER HP	DISCHARGE PRESSURE	PUMP CAPACITY	MOTOR HP	REC. CAPACITY GALLONS	STOCK NO	EACH
30	20 PSI	12 GPM	1/3 Simplex	30	ST4128GMX30	2056.98
45	20 PSI	12 GPM	1/3 Simplex	45	ST4128GMX45	2502.54
60	20 PSI	12 GPM	1/3 Simplex	60	ST4128GMX60	3202.05

Conbraco Low Pressure Heating Boiler Safety Valves ⁽²⁴⁾

apollovalves.com

13-200 Series

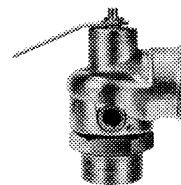
- All bronze construction
- Flat seat and teflon faced disc for positive seal and non-sticking
- Top guided and high capacity
- Positive drainage of condensate from seat area
- Standard set pressure of 15 psi



MODEL	INLET NPT	OUTLET NPT	PRESS LBS./HR	STOCK NO	EACH
13-211	3/4" Male	3/4" Female	475	34POSAVA	76.82
13-202	1" Male	1" Female	643	1POSAVA	80.10
13-213	1 1/4" Male	1 1/2" Female	1200	114POSAVA	135.76
13-214	1 1/2" Male	2" Female	1900	112POSAVA	182.22

12-200 Series

- For use on medium and large size commercial and industrial steam and processing boilers
- High Capacity
- All brass construction
- Teflon coated "O" ring seat seal
- Rust proofed steel spring
- 3/8" NPT side tapping for drain




MODEL	INLET NPT	OUTLET NPT	PRESS LBS./HR	STOCK NO	EACH
12-205	2"	2"	2500	2POSAVA	397.09
12-206	2 1/2"	2 1/2"	3529	212POSAVA	587.64
12-208	3"	3"	4100	3POSAVA	756.72

Watts ⁽¹⁸⁾
watts.com

No 152A Process Steam Pressure Regulator

This standard priced regulator is capable of handling the majority of lower volume process requirements for either saturated, wet, or super-heated steam. Body is of cast iron, with stainless steel disc, seat and strainer.



SIZE	REDUCED RANGE LBS	STOCK NO	EACH
3/4"	3-15	WA34152A3	1402.78

Terrice Pressure Gauges stocked with Brass 1/4" NPT bottom connection

500XB Series

Case:
Cast aluminum, black finished. (Back flange standard).
Movement:
Stainless Steel, rotary type.
Accuracy:
0.5% of scale range
Bourdon Tube/Socket:
Phosphor bronze tube, silver brazed to forged brass socket & tip. 1/4" NPT standard or optional 1/2" NPT, for ranges 30" vac up to 1000 psi.



RANGE P.S.I.	STOCK NO	EACH
4 1/2" Dial		
0-30	500XB4502LA090	100.31
0-60	500XB4502LA100	100.31
0-100	500XB4502LA110	100.31
0-160	500XB4502LA120	100.31
0-200	500XB4502LA130	100.31
0-300	500XB4502LA140	100.31

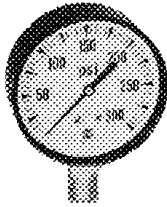
500XB Series Compound Gauge

Inches of HG to PSI.

RANGE P.S.I.	STOCK NO	EACH
4 1/2" Dial		
30"-30	500XB2502LA030	100.31

Hydraulic Gauges Stem Mount

Size:
2"
Case:
Drawn steel, black corrosion resistant paint
Movement:
Brass
Bourdon Tube:
Phosphor bronze, soft soldered
Connection:
1/4" ANPT, brass.



RANGE OZ	STOCK NO	EACH
0-100	P500100	4.40

(2)

Plastic Pressure Gauge

1/4" MIP Connection.



RANGE P.S.I.	STOCK NO	EACH
2" Dial		
0-100	IPG10024BNL	2.68

(2)

Water Level Gauge

1/4" NPT Connection.



RANGE P.S.I.	STOCK NO	EACH
4 1/2" Dial		
0-390' H ₂ O	IPG45WL	15.99

Terrice Pressure Gauges stocked with Brass 1/4" NPT bottom connection

620B Series

304 Stainless steel case, stem-mounted flangeless window. Brass tube & socket. 1/4" NPT bottom connection.



RANGE P.S.I.	STOCK NO	EACH
4 1/2" Dial		
0-15	620B4502LA080	21.88
0-30	620B4502LA090	21.88
0-60	620B4502LA100	21.88
0-100	620B4502LA110	21.88
0-160	620B4502LA120	21.88
0-200	620B4502LA130	21.88
0-300	620B4502LA140	21.88
0-400	620B4502LA150	21.88

450SS Series Process Gauge

- Stainless steel Movement
- Wetted parts
- 316 SS tube and socket
- Case is fiberglass reinforced polypropylene
- Accuracy ± 0.5% full scale
- Maximum temperature 250°F.



Bottom connection 1/2" NPT.

RANGE P.S.I.	STOCK NO	EACH
4 1/2" Dial		
0-100	450SS4504LA110	103.67
0-300	450SS4504LA140	103.67

Terrice Pressure Gauges stocked with Brass 1/4" NPT bottom connection

800B Series Pressure Gauge

LEAD FREE

Used where inexpensive light weight gauges are preferred for indicating pressures on air, water, oil or any pressure medium that does not attack brass. Drawn steel—black finished.



RANGE P.S.I.	STOCK NO	EACH
2 1/2" Dial		
0-15	800B2502LA080LF	10.94
0-30	800B2502LA090LF	10.94
0-60	800B2502LA100LF	10.94
0-100	800B2502LA110LF	10.94
0-160	800B2502LA120LF	10.94
0-200	800B2502LA130LF	10.94
0-300	800B2502LA140LF	10.94
4" Dial		
0-15	800B4002LA080LF	19.52
0-30	800B4002LA090LF	19.52
0-60	800B4002LA100LF	19.52
0-100	800B4002LA110LF	19.52
0-160	800B4002LA120LF	19.52
0-200	800B4002LA130LF	19.52
0-300	800B4002LA140LF	19.52

Tridicator Combination Pressure & Temperature Gauges

Designed specifically for use with hot water boilers providing both temperature and pressure measurements. Only one 1/2" NPT access point to the boiler is required. 3" Dial Size with steel, black painted case. Bronze tube and brass socket



CONNECTION	STOCK NO	EACH
Temp: 30° - 250°F • Pressure: 0 - 75 psi/kPa		
1/2" NPT Bottom	PTC14401	64.29
1/2" NPT Rear	PTC14601	38.88
Temp: 30° - 250°F • Pressure: 0 - 200 psi/kPa		
1/2" NPT Bottom	PTC14405	64.29
1/2" NPT Rear	PTC14605	38.88

Pressure Gauges/Thermometers ⁽³⁵⁾

terice.com

800B Series Compound Gauge

LEAD FREE

Vacuum in Inches—pressure in Pounds

RANGE P.S.I.	STOCK NO	EACH
2½" Dial		
30-100	800B2502LA050LF	10.94
4" Dial		
30-30	800B4002LA030LF	19.52

800B Series Vacuum Gauge

LEAD FREE

Inches of HG.

RANGE P.S.I.	STOCK NO	EACH
2½" Dial		
30"-0	800B2502LA010LF	10.94
4" Dial		
30"-0	800B4002LA010LF	19.52



760B Low Pressure Gauge

LEAD FREE

Black finished steel case with lower connection.
2½" Dial. Max temp 140°F.

RANGE P.S.I.	STOCK NO	EACH
0-10	760B2502LT715	46.62

Trerice Pressure Gauges stocked with Brass ¼" NPT bottom connection



D80 Series Pressure Gauge

LEAD FREE

Stainless steel case (liquid fill).

RANGE P.S.I.	STOCK NO	EACH
2½" Dial		
0-15	D82LFB2502LA080LF	20.87
0-30	D82LFB2502LA090LF	20.87
0-60	D82LFB2502LA100LF	20.87
0-100	D82LFB2502LA110LF	20.87
0-160	D82LFB2502LA120LF	20.87
0-200	D82LFB2502LA130LF	20.87
0-300	D82LFB2502LA140LF	20.87

Trerice Pressure Snubber



With brass body and bronze core ¼" connection. Pressure range 0 to 1000 Lbs.

STOCK NO	EACH
For Air & Gasses	
8721	8.42
For Water, Steam, Gasoline & Light Oils	
8722	8.42
LEAD FREE • For Air & Gasses	
8721PBF	11.11
LEAD FREE • For Water, Steam, Gasoline & Light Oils	
8722PBF	11.11

D37 Series Test "Pete's" Plug

Allows taking of pressure or temperature readings quickly and eliminates need for leaving costly gauges or temperature indicators on the line. Only pressure and temperature test plug with two self-closing valves, now with a male-female interaction which speeds valve closure.

¼" or ½" NPT 1½" long brass body
Nordel Valve material

SIZE	STOCK NO	EACH
¼"	D3741	6.73
½"	D3742	8.25
LEAD FREE		
¼"	D3741PBF	8.25
½"	D3742PBF	9.09

GA18

Gauge adapter with ⅛" 340ss probe.
Probe guard included.

SIZE	STOCK NO	EACH
⅛"	D3747	22.05

B831X Series Dial Thermometers



This Series Thermometer is furnished with the Thin Line Case for compactness and without the recalibrator for tamper proof operation and economy. Case: Type 3BM Series Stainless Steel, highly polished, hermetically sealed. Accuracy: 1% of full scale
Connection: Rear ½" NPT is standard.

RANGE FAH.	STOCK NO	EACH
B831X02 - 3" Dial, 2½" stem		
20° - 250°	B831X0205	41.40
50° - 500°	B831X0208	41.40
B831X04 - 3" Dial, 4" stem		
20° - 250°	B831X0405	41.40
B831X06 - 3" Dial, 6" stem		
20° - 250°	B831X0605	41.40
50° - 550°	B831X0608	41.40
B831X24 - 3" Dial, 24" stem		
20° - 240°	B831X2405	105.69

76 Series

Well for Dial Thermometers

FOR THERM.	STOCK NO	EACH
LEAD FREE		
2½" stem	764D2	27.26
4" stem	764G2	31.64
6" stem	764J2	50.66
24" stem	764WK6	111.50
LEAD FREE		
2½" stem	764D2PBF	43.08
4" stem	764G2PBF	49.14
6" stem	764J2PBF	78.09



BX9 Series Adjustable Industrial Thermometer

Adjustable Angle-9° Scale less separate socket.

RANGE FAH	STOCK NO	EACH
BX9-1-403—3½" Stem		
-40° - 110°	BX9140301	50.49
0° - 100°	BX9140302	50.49
0° - 160°	BX9140304	50.49
30° - 180°	BX9140306	50.49
30° - 240°	BX9140307	50.49
30° - 300°	BX9140308	50.49
BX9-1-406—6" Stem		
0° - 100°	BX9140602	61.43
30° - 240°	BX9140607	61.43

3-4F Series 3½" Brass Socket

STOCK NO	EACH
34F2	8.42
LEAD FREE	
34F2PBF	16.49

3-4F Series 3½" 304 Stainless Steel

Well 3/4" NPT

STOCK NO	EACH
34F5	91.56

3-4FD Series 6" Stem with 2½" Extension

STOCK NO	EACH
34JD2	20.53
LEAD FREE	
34JD2PBF	43.08

HT Series Industrial Thermometer Hydro-Therm Series

Case:
5½" scale size cast aluminum with lustrous metallic gold finish. Brass case can be furnished when specified. ½" NPT brass thermowell included.



RANGE FAH	STOCK NO	EACH
HT30 Straight - with socket		
-40° - 110°	HT3041	25.08
30° - 240°	HT3047	25.08
HT31 Angle - with socket		
-40° - 110°	HT3141	25.08
30° - 240°	HT3147	25.08

435 Series Industrial Thermometer Econ-O-Therm Series

Case:
5½" scale size cast aluminum with lustrous metallic gold finish. Brass case can be furnished when specified.



RANGE FAH	STOCK NO	EACH
4530 Straight - less socket		
30° - 300°	435010208	59.75
4532 Angle - less socket		
30° - 300°	435210208	59.75

Econo ThermoWell

Brass • 3-3C2 • For Use with 435 Series

SIZE	STOCK NO	EACH
½" NPT x 2"	33C2	13.13
LEAD FREE		
½" NPT x 2"	33C2PBF	15.99

SX9 Series Adjustable Angle Solar Thermometer

Features a rugged cast aluminum case, easy to read LCD display and an adjustable-angle stem that is fully interchangeable with industrial liquid-in-glass thermometers. Requires no external power and needs only 10 lux of illumination to operate. Min/Max feature provides instant recall of temperatures and is easily reset.



RANGE FAH	STOCK NO	EACH
-40° - 300°	SX9140305	68.67

Pipe Covering ⁽²⁷⁾

ArmaFlex Pipe Installation

Fire retardant flexible black rubber tube helps retard heat gain and prevent condensation or frost formation on cold water plumbing, chilled water and refrigeration lines. It also efficiently reduces heat flow for hot water plumbing, liquid-heating and dual temperature piping. Recommended temperature range is -40 to +220 F. Furnished in 6' Lengths.

O.D. SIZE & PIPE COVERING SIZE	NOMINAL SIZE	I.P.S.	STOCK NO	PRICE PER FOOT
1/2" Thick				
3/8" I.D.	1/4"	—	38AR	1.12
1/2" I.D.	3/8"	1/4"	12AR	1.19
5/8" I.D.	1/2"	3/8"	58AR	1.31
3/4" I.D.	5/8"	—	34AR	1.35
7/8" I.D.	3/4"	1/2"	78AR	1.47
1 1/8" I.D.	1"	3/4"	118AR	1.64
1 3/8" I.D.	1 1/4"	1"	138AR	1.81
1 5/8" I.D.	1 1/2"	1 1/4"	158AR	2.07
2 1/8" I.D.	2"	—	218AR	2.65
2" I.P.S.	—	2"	238AR	3.53
2 5/8" I.D.	2 1/2"	—	258AR	3.58
3 1/8" I.D.	—	—	318AR	4.20
3 5/8" I.D.	—	—	358AR	5.54
3/8" Thick				
1 1/8" I.D.	1"	3/4"	118X38AR	1.24
1 3/8" I.D.	1 1/4"	1 1/4"	158X38AR	1.74

Armaflex II Sheet Insulation


For low to medium temperature. Offers high insulation efficiency, high resistance to water vapor and ease of application. May be applied to metal surfaces with temperatures up to 180° F. Temperatures below zero may require multiple layers. Useful for insulating large tanks of all shapes ductwork, irregular vessels and large piping. Fire retardant.

SIZE	STOCK NO	PER SHEET
3' x 4' x 1/2" thick.	3X4ARSH	31.74

Imcolock Pipe Insulation

HIGHLY UV RESISTANT

Pre-slit and pre-glued closed cell polyolefin foam, pre-mitered to 45° angle. Thermal conductivity of 0.24. Tear strength 45 P.S.I. Will not embrittle at -40 F. and can be used with temperature as low as -100 F. Upper limit 210 F. Greatly reduces probability of poor joints, dripping condensate and energy losses. All sizes 25/50 flame and smoke rated. Furnished in 6' lengths.



INSULATION I.D.	COPPER NOMINAL	I.P.S.	STOCK NO	PER FT
3/4" Thick				
1 5/8"	1 1/2"	1 1/4"	158X34PRSLPC	3.04
2"	—	1 1/2"	2X34PRSLPC	3.52
2 1/8"	2"	—	218X34PRSLPC	3.90
2 3/8"	—	2"	238X34PRSLPC	4.45
2 5/8"	2 1/2"	—	258X34PRSLPC	5.09
2 7/8"	—	2 1/2"	212X34PRSLPC	5.60
3 5/8"	3 1/2"	3"	358X34PRSLPC	7.49
1/2" Thick				
5/8"	1/2"	3/8"	58X12PRSLPC	.83
7/8"	3/4"	1/2"	78X12PRSLPC	.93
1"	—	3/4"	34X12PRSLPC	.91
1 1/8"	1"	—	118X12PRSLPC	1.06
1 3/8"	1 1/4"	—	138X12PRSLPC	1.23
1 5/8"	1 1/2"	1 1/4"	158X12PRSLPC	1.45

Adhesives

No 520 Armaflex

DESCRIPTION	STOCK NO	EACH
Pint	PTRUAD	23.44
Quart	QTRUAD	35.16

(18)

Adhesive Brush

DESCRIPTION	STOCK NO	EACH
1"	1DOBR	2.77



“This is my insulation.”[®]

“Fiberglass” Pipe Covering

Fire Resistant, All Service Jacket
Self-sealing Lap, 3' Lengths—1" thick

SIZE (IPS & NOMINAL COPPER)	STOCK NO	PER FT
3/8" IPSx1" (1/2" CTS)	38FI	3.78
1/2" IPSx1" (3/4" CTS)	12FI	3.78
3/4" IPSx1" (1" CTS)	34FI	3.46
1" IPSx1" (1 1/4" CTS)	1FI	3.70
1 1/4" IPSx1" (1 1/2" CTS)	114FI	4.00
1 1/2" IPSx1"	112FI	4.31
2" IPSx1"	2FI	4.65
2" CTSx1"	218FI	4.65
2 1/2" IPSx1"	212FI	5.31
2 1/2" CTSx1"	258FI	5.31
3" IPSx1"	3FI	5.68
3" CTSx1"	318FI	5.68
4" IPSx1"	4FI	7.51
6" IPSx1"	6FI	8.98

Accessories

PVC Tape

STOCK NO	EACH
1X100PVTA	10.86
112X100PVTA	16.29

PVC Sheet

DESCRIPTION	STOCK NO	EACH
.020 Mil 35 1/2" x 102'		
Full Roll	12X102PVSH	390.58
Cut to Measure, per ft.	12FTPVSH	3.46

ASJ Tape

All-Service-Jacket

STOCK NO	EACH
3150ASJTA	54.23



Snap Form Insulated Fitting Jackets One-piece PVC

Note:

On hot lines the surface temperature of the insulation must be less than 150 F.

Iron Pipe Size	1/2"	OCF	1"	1 1/2"	2"	2 1/2"	3"	3 1/2"
3/8"	#2		#7	#9				
1/2"	3		7	10	#12	#15	#17	#18
3/4"	4	#5	7	10	12	15	17	18
1"	5		9	11	13	15	17	18
1 1/4"	6	7	9	12	13	15	17	18
1 1/2"	7		10	12	15	17	18	19
2"	9		11	13	15	17	18	19
2 1/2"	10		12	15	17	18	19	20
3"	11		13	15	17	18	19	20
3 1/2"	12		15	17	18	19	20	21
4"	13		15	17	18	20	20	21
5"	15		17	18	19	21	21	22
6"	17		18	19	20	22	22	23


Copper Tube Size	Actual O.D.	1/2"	OCF	1"	1 1/2"	2"	2 1/2"	3"	3 1/2"
3/8"	1/2"			#5	#9	#11	#13	#15	
1/2"	5/8"	#2	#3	7	9	11	13	15	
3/4"	7/8"	3	3	7	10	12	15	17	#18
1"	1 1/8"	4	5	7	10	12	15	17	18
1 1/4"	1 3/8"	5	5	9	11	13	15	17	18
1 1/2"	1 5/8"	6	7	9	12	13	15	17	18
2"	2 1/8"	8	9	10	12	15	17	18	19
2 1/2"	2 5/8"	9	10	11	13	15	17	18	19
3"	3 1/8"	10	11	12	15	17	18	19	20
3 1/2"	3 5/8"	11	11	13	15	17	18	19	20
4"	4 1/8"	12	13	15	17	18	19	20	21
5"	5 1/8"	14	15	17	18	19	20	21	22
6"	6 1/8"	16	17	18	19	20	21	22	23

Snap Form Jacket

PCS. PER CTN.	STOCK NO	SHORT RADIUS —90° ELBOW—		STOCK NO	*VALVE OR TEE	
		EACH	EACH		EACH	EACH
50	7PVIL	2.99		7PVIT		5.20
50	9PVIL	3.80		9PVIT		6.79
50	10PVIL	4.80		10PVIT		8.04
25	11PVIL	5.79		11PVIT		10.00
25	12PVIL	6.76		12PVIT		12.02
25	13PVIL	8.91		13PVIT		15.98
25	15PVIL	15.64		15PVIT		25.98
25	18PVIL	26.44		18PVIT		56.01

*Valve and tee fittings are the same.

Cut out the top of a valve fitting to make a tee fitting.



Standard Galvanized T&C

SIZE	STOCK NO	FOOT
A-53F CW		
1/4"	14GSTC	14.86
3/8"	38GSTC	23.29
1/2"	12GSTC	3.26
3/4"	34GSTC	4.03
1"	1GSTC	5.38
1 1/4"	114GSTC	7.86
1 1/2"	112GSTC	8.75
2"	2GSTC	12.47
2 1/2"	212GSTC	24.59
3"	3GSTC	25.56
4"	4GSTC	37.43

Standard Galvanized P.E.

SIZE	STOCK NO	FOOT
A-53F CW		
1/4"	14GSPE	18.07
1/2"	12GSPE	3.24
3/4"	34GSPE	4.19
1"	1GSPE	5.24
1 1/4"	114GSPE	7.59
1 1/2"	112GSPE	9.52

XH Galvanized

SIZE	STOCK NO	FOOT
A-53F CW		
1/2"	12GSXHPE	4.85
3/4"	34GSXHPE	7.50
1"	1GSXHPE	10.23

Black Standard T&C

SIZE	STOCK NO	FOOT
A-53F CW		
1/8"	18BSTC	15.30
1/4"	14BSTC	8.24
3/8"	38BSTC	18.09
1/2"	12BSTC	2.37
3/4"	34BSTC	2.95
1"	1BSTC	3.95
1 1/4"	114BSTC	5.58
1 1/2"	112BSTC	6.65
2"	2BSTC	8.44
2 1/2"	212BSTC	16.00
3"	3BSTC	19.07
4"	4BSTC	27.01

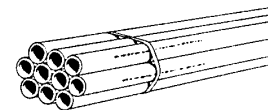
Black - P.E.

SIZE	STOCK NO	FOOT
A-53F CW		
1/4"	14BSPE	9.01
1/2"	12BSPE	2.50
3/4"	34BSPE	2.96
1"	1BSPE	3.77
1 1/4"	114BSPE	5.14
1 1/2"	112BSPE	6.29
3 1/2"	312BSPE	28.27

X-H Black P.E.

SIZE	STOCK NO	FOOT
A-53F CW		
1/4"	14BSXHPE	6.67
3/8"	38BSXHPE	14.04
1/2"	12BSXHPE	3.36
3/4"	34BSXHPE	3.91
1"	1BSXHPE	5.14
1 1/4"	114BSXHPE	7.46
1 1/2"	112BSXHPE	9.03
2"	2BSXHPE	10.85
2 1/2"	212BSXHPE	21.24
3"	3BSXHPE	25.28
4"	4BSXHPE	29.99

Mastic and Tape are on page 1927



Schedule 10 Lightweight Black Grooved

SIZE	STOCK NO	FOOT
2"	2BSLWGR	8.34
2 1/2"	212BSLWGR	12.28
3"	3BSLWGR	11.91
4"	4BSLWGR	14.86
6"	6BSLWGR	26.22

Schedule 40 Seamless-Black P.E., GR B

SIZE	STOCK NO	FOOT
A53 / A106 / API-5L • 21' Length		
1/4"	14BSA1SPE	11.29
3/8"	38BSA1SPE	15.09
1/2"	12BSA1SPE	8.73
3/4"	34BSA1SPE	10.53
1"	1BSA1SPE	12.02
1 1/4"	114BSA1SPE	15.38
1 1/2"	112BSA1SPE	19.63
Single Random Length		
2"	2BSspe	24.04
2 1/2"	212BSspe	31.86
3"	3BSspe	46.17
4"	4BSspe	72.49

Schedule 80 Seamless-Black- P.E., GR B

SIZE	STOCK NO	FOOT
A53 / A106 / API-5L • 21' Length		
1/2"	12BSXHA1SPE	9.36
3/4"	34BSXHA1SPE	10.03
1"	1BSXHA1SPE	14.40
1 1/4"	114BSXHA1SPE	19.94
1 1/2"	112BSXHA1SPE	23.27
Single Random Length		
2"	2BSXHSPE	34.22
2 1/2"	212BSXHSPE	40.04
3"	3BSXHSPE	40.15
4"	4BSXHSPE	75.30

Minneapolis Machine Shop Capabilities

Carbon Steel Pipe	
Threaded	1/8" - 12"
Roll Grooved	1/4" - 12"
AGS Roll Grooved	14" - 42"
Cut Grooved	1" - 12"
Stainless Steel Pipe	
Threaded	1/2" - 3"
Sch. 10 Roll Grooved	2 1/2" - 6"
Sch. 40 Cut Grooved	2" - 6"
Copper Pipe	
Roll Grooved	2" - 6"
Band Saw Cuts	
Square Cuts	1/8" - 18"
Pipe Beveling	
	1/8" - 12"


Minimum Charge for Shop work is \$10.00

\$50.00 Minimum if you supply your own pipe.

- For each piece threaded or grooved both ends - Charge 3 labor charges.
- For each piece threaded or grooved one end - Charge 2 labor charge.
- For each piece plain ends - Charge 1 labor charge for cut.
- For each make-on - Charge 1 labor charge.
- 1/2" to 2" running threads - Charge 1 labor charge for each inch of running thread.
- 2 1/2" to 12" running threads - Charge 1 labor charge for each 1 1/2" of running thread.
- Threading or cutting pipe furnished by customer - Price on application

For Cuts, Threads, Grooves and Make-Ons

Size	Net Labor Charge
1/8" - 3/4"	1.88
1"	1.88
1 1/4"	2.63
1 1/2"	2.63
2"	2.63
2 1/2"	3.75
3"	4.50
3 1/2"	5.25
4"	5.25
5"	6.75
6"	7.50
8"	10.50
10"	11.25
12"	22.50
14"	28.00
16"	35.00
18"	44.00
20"	48.00
24"	54.00



Standard Black Well Drillers Pipe with R&D Couplings

SIZE	STOCK NO	FOOT
2" x 21'	2X21BSRD	10.76
4" x 18'	4X18BSRD	27.70
4" x 21'	4X21BSRD	27.70
5" x 21'	5X21BSRD	37.01
6" x 21'	6X21BSRD	46.97
8" x 21'	8X21BSRD	72.97
10" x 21'	10X21BSRD	103.15

Galvanized Well Drillers Pipe

SIZE	STOCK NO	FOOT
1" x 18'	1GSWDTC	6.97

Standard Black A53-GR B-ERW

SIZE	TYPE	STOCK NO	FOOT
Plain End			
2"	Sch. 40	2BSPEEW	7.13
2 1/2"	Sch. 40	212BSPEEW	11.13
3"	Sch. 40	3BSPEEW	12.66
4"	Sch. 40	4BSPEEW	17.82
5"	Sch. 40	5BSPE	27.20
6"	Sch. 40	6BSPE	32.41
8"	Sch. 40	8BSPE	48.64
10"	Sch. 40	10BSPE	80.65
12"	.375	120BSPE	109.30
14"	.375	140BSPE	152.50
16"	.375	160BSPE	148.25

Standard Galvanized A53-GR B-ERW

SIZE	TYPE	STOCK NO	FOOT
Plain End			
2"	Sch. 40	2GSPEEW	11.47
2 1/2"	Sch. 40	212GSPEEW	18.45
3"	Sch. 40	3GSPEEW	25.33
4"	Sch. 40	4GSPEEW	33.78
5"	Sch. 40	5GSPE	48.86
6"	Sch. 40	6GSPE	63.40
8"	Sch. 40	8GSPE	96.71
10"	Sch. 40	100GSPE	165.60
12"	Sch. 40	120GSPE	196.65

Standard Black A53-GR B-ERW

SIZE	TYPE	STOCK NO	FOOT
Grooved Ends			
2"	Sch. 40	2BSGBE	8.40
2 1/2"	Sch. 40	212BSGBE	11.15
3"	Sch. 40	3BSGBE	14.80
4"	Sch. 40	4BSGBE	19.25
5"	Sch. 40	5BSGBE	26.41
6"	Sch. 40	6BSGBE	36.00
8"	Sch. 40	8BSGBE	66.14

Black Seamless

SIZE	TYPE	STOCK NO	FOOT
A53 / A106 / API-5L			
5"	Sch. 40	5BSSE	76.85
6"	Sch. 40	6BSSE	81.20
6"	Sch. 80	6BSXHSPE	100.40
8"	Sch. 40	8BSSE	95.47
8"	Sch. 80	8BSXHSPE	157.69
10"	Sch. 40	10BSSE	145.35

(08)

Red Plastic Pipe Plugs



SIZE	STOCK NO	FOOT
For Schedule 40 Pipe		
1/2"	T7P	.25
3/4"	T10P	.28
1"	T13P	.41
1 1/4"	T16P	.52
1 1/2"	T18P	.58
2"	T220P	.95
2 1/2"	T250P	1.26
3"	T53P	.63
4"	T1064P	1.25
5"	T1080P	1.69
6"	T1097P	2.87
8"	T1128P	5.36
10"	T1390P	10.12
12"	T1314P	31.56

For Schedule 80 Pipe

1/2"	T6P	.23
3/4"	T9P	.26
1"	T12P	.34
1 1/4"	T15P	.45
1 1/2"	T17P	.54
2"	T210P	.80
2 1/2"	T25AP	1.17
3"	T45AP	1.58
4"	T502P	3.09
5"	T1076P	4.62
6"	T1092P	6.84
8"	T1110P	11.97

(08)

Plastic Pipe Cap



SIZE	STOCK NO	FOOT
2" NPT	CE316	.67
4" NPT	CE320	2.38
6" NPT	CE322	6.37
8" NPT	CE324	7.31

See Page 1112 for
ProPress Tools

For use with Sch. 5 to 40 Carbon Steel Pipe • Carbon Steel, Zinc-Nickel Coating



90° Elbows

SIZE	STOCK NO	EACH
1/2"	ME12PRELFKM	17.59
3/4"	ME34PRELFKM	19.66
1"	ME1PRELFKM	23.93
1 1/4"	ME114PRELFKM	41.32
1 1/2"	ME112PRELFKM	53.29
2"	ME2PRELFKM	79.02
2 1/2"	ME212PREL	235.91
3"	ME3PREL	271.16
4"	ME4PREL	349.81



45° Elbows

SIZE	STOCK NO	EACH
1/2"	ME12PR45LFKM	18.07
3/4"	ME34PR45LFKM	21.94
1"	ME1PR45LFKM	27.59
1 1/4"	ME114PR45LFKM	48.99
1 1/2"	ME112PR45LFKM	61.44
2"	ME2PR45LFKM	85.10
2 1/2"	ME212PR45L	213.12
3"	ME3PR45L	264.91
4"	ME4PR45L	329.78



Caps with Smart Connect

SIZE	STOCK NO	EACH
1/2"	ME12PRCAPFKM	19.90
3/4"	ME34PRCAPFKM	20.82
1"	ME1PRCAPFKM	23.60
1 1/4"	ME114PRCAPFKM	40.18
1 1/2"	ME112PRCAPFKM	51.18
2"	ME2PRCAPFKM	63.11
2 1/2"	ME212PRCAP	171.56
3"	ME3PRCAP	214.45
4"	ME4PRCAP	290.14



Viega Press-In Branch Connector Tool Kit

FOR USE WITH RP 1/2" to 4", 6" pipe
Includes: Press-In Branch Connector hole saw, adapter, pilot bit, Press-In Branch Connector positioning guide, press-in installer swage, press-in tool insert, & hard case.

SIZES	STOCK NO	EACH
1/2" - 6"	ME26920	2939.27



Tees

SIZE	STOCK NO	EACH
1/2"	ME12PRTFKM	29.14
3/4"	ME34PRTFKM	31.51
1"	ME1PRTFKM	37.36
1 1/4"	ME114PRTFKM	64.84
1 1/2"	ME112PRTFKM	74.57
2"	ME2PRTFKM	121.75
2 1/2"	ME212PRT	278.51
3"	ME3PRT	347.31
4"	ME4PRT	475.09

Reducing Tees

3/4" x 1/2"	ME34X12PRTFKM	34.77
1" x 1/2"	ME1X12PRTFKM	43.03
1" x 3/4"	ME1X34PRTFKM	42.24
1 1/4" x 1"	ME114X1PRTFKM	68.76
1 1/2" x 1/2"	ME112X12PRTFKM	91.85
1 1/2" x 3/4"	ME112X34PRTFKM	88.45
1 1/2" x 1"	ME112X1PRTFKM	88.43
1 1/2" x 1 1/4"	ME112X114PRTFKM	86.41
2" x 1/2"	ME2X12PRTFKM	138.52
2" x 3/4"	ME2X34PRTFKM	134.69
2" x 1"	ME2X1PRTFKM	133.41
2" x 1 1/4"	ME2X114PRTFKM	142.20
2" x 1 1/2"	ME2X112PRTFKM	144.88
2 1/2" x 1 1/2"	ME212X112PRT	334.19
2 1/2" x 2"	ME212X2PRT	334.19
3" x 1 1/2"	ME3X112PRT	419.37
3" x 2"	ME3X2PRT	426.22
3" x 2 1/2"	ME3X212PRT	426.22
4" x 1 1/2"	ME4X112PRT	512.10
4" x 2"	ME4X2PRT	512.10
4" x 2 1/2"	ME4X212PRT	530.56
4" x 3"	ME4X3PRT	530.56



Female Tees

SIZE	STOCK NO	EACH
3/4" x 1/2"	ME34X12PRFTFKM	37.69
1" x 1/2"	ME1X12PRFTFKM	42.81
1" x 3/4"	ME1X34PRFTFKM	42.94
1 1/2" x 1/2"	ME112X12PRFTFKM	92.33
1 1/2" x 3/4"	ME112X34PRFTFKM	86.75
2" x 1/2"	ME2X12PRFTFKM	138.52
2" x 3/4"	ME2X34PRFTFKM	133.41



Unions

SIZE	STOCK NO	EACH
1/2"	ME12PRUFKM	112.47
3/4"	ME34PRUFKM	108.54
1"	ME1PRUFKM	133.15
1 1/4"	ME114PRUFKM	170.67
1 1/2"	ME112PRUFKM	196.52
2"	ME2PRUFKM	247.40



Couplings With Stops

SIZE	STOCK NO	EACH
1/2"	ME12PRCFKM	16.00
3/4"	ME34PRCFKM	18.47
1"	ME1PRCFKM	27.17
1 1/4"	ME114PRCFKM	34.57
1 1/2"	ME112PRCFKM	46.67
2"	ME2PRCFKM	67.59
2 1/2"	ME212PRC	136.37
3"	ME3PRC	170.77
4"	ME4PRC	221.49



Couplings No Stops

SIZE	STOCK NO	EACH
1/2"	ME12PRRCFKM	19.58
3/4"	ME34PRRCFKM	21.72
1"	ME1PRRCFKM	30.52
1 1/4"	ME114PRRCFKM	38.53
1 1/2"	ME112PRRCFKM	50.82
2"	ME2PRRCFKM	71.84
2 1/2"	ME212PRRC	159.27
3"	ME3PRRC	187.89
4"	ME4PRRC	262.36



Female Adapters

SIZE	STOCK NO	EACH
1/2"	ME12PRFAFKM	19.71
3/4"	ME34PRFAFKM	22.12
1"	ME1PRFAFKM	29.39
1 1/4"	ME114PRFAFKM	34.35
1 1/2"	ME112PRFAFKM	40.49
2"	ME2PRFAFKM	60.63
2 1/2"	ME212PRFA	198.55
3"	ME3PRFA	244.58
4"	ME4PRFA	336.10

Reducing

3/4" x 1/2"	ME34X12PRFAFKM	27.68
1" x 3/4"	ME1X34PRFAFKM	34.15
1 1/4" x 1"	ME114X1PRFAFKM	39.65
1 1/2" x 1 1/4"	ME112X114PRFAFKM	39.65
2" x 1 1/2"	ME2X112PRFAFKM	67.25



Male Adapters

SIZE	STOCK NO	EACH
1/2"	ME12PRMAFKM	22.34
3/4"	ME34PRMAFKM	24.20
1"	ME1PRMAFKM	30.12
1 1/4"	ME114PRMAFKM	36.72
1 1/2"	ME112PRMAFKM	43.08
2"	ME2PRMAFKM	63.94
2 1/2"	ME212PRMA	222.80
3"	ME3PRMA	281.78
4"	ME4PRMA	330.13

Carbon Steel Fittings



Reducers

SIZE	STOCK NO	EACH
3/4" x 1/2"	ME34X12PRFRFKM	20.46
1" x 1/2"	ME1X12PRFRFKM	24.24
1" x 3/4"	ME1X34PRFRFKM	24.61
1 1/4" x 1"	ME114X1PRFRFKM	37.67
1 1/2" x 3/4"	ME112X34PRFRFKM	44.99
1 1/2" x 1"	ME112X1PRFRFKM	46.30
1 1/2" x 1 1/4"	ME112X114PRFRFKM	47.37
2" x 1"	ME2X1PRFRFKM	61.03
2" x 1 1/4"	ME2X114PRFRFKM	63.02
2" x 1 1/2"	ME2X112PRFRFKM	69.99
2 1/2" x 1"	ME212X1PRFR	157.91
2 1/2" x 1 1/4"	ME212X114PRFR	157.91
2 1/2" x 1 1/2"	ME212X112PRFR	161.15
2 1/2" x 2"	ME212X2PRFR	161.15
3 x 1 1/4"	ME3X114PRFR	183.96
3 x 1 1/2"	ME3X112PRFR	183.96
3 x 2"	ME3X2PRFR	191.76
3 x 2 1/2"	ME3X212PRFR	191.76
4 x 1 1/2"	ME4X112PRFR	258.38
4 x 2"	ME4X2PRFR	258.38
4 x 2 1/2"	ME4X212PRFR	264.91
4 x 3"	ME4X3PRFR	264.91

Press-In Branch Connector



Press connection, female pipe thread
For use with Sch. 40 carbon steel pipe only

SIZE	STOCK NO	EACH
1 1/2" x 3/4" FPT	ME26830	134.55
2" x 3/4" FPT	ME26835	134.55
2 1/2" x 3/4" FPT	ME26840	134.55
3" x 3/4" FPT	ME26845	134.55
4" x 3/4" FPT	ME26850	134.55
6" x 3/4" FPT	ME26855	134.55

M18™ FORCE LOGIC™ Black Iron Press Jaws



SIZE	STOCK NO	EACH
1/2"	M112BJA	374.00
3/4"	M134BJA	418.88
1"	M11BJA	493.68
Black Iron Press Jaw Kit, Includes Case		
1/2" - 2"	MIMPJAWKIT	4458.08

M12™ FORCE LOGIC™ Black Iron Press Compact Jaws



SIZE	STOCK NO	EACH
1/2"	M112BCOJA	269.28
3/4"	M134BCOJA	299.20
1"	M11BCOJA	493.68
Compact Jaw Kit, Includes Case		
1/2", 3/4" & 1"	M112BCOJAKIT	1047.20

Press Jaws & Rings



(40)
MegaPress Jaws & Rings
FOR USE WITH RP 340,
RP 330, 320-E, CT 400

JAW SIZES	STOCK NO	EACH
1/2" - 2"	PP48553	3698.12



(40)
RP 342-XL Press Tool
From 2" PureFlow to
4" ProPress to 4" MegaPress

CAPACITY	STOCK NO	EACH
1/2" to 4" for carbon steel, copper & stainless steel, 1/2" to 2" for PEX.	PP65468	3991.59
RENTAL	PP65468RU	Call for Pricing



(40)
Press Booster for Viega MegaPress XL
MegaPress XL Press
Booster & Jaws • RENTAL

JAW SIZES	STOCK NO	EACH
2 1/2", 3" & 4"	PP60638RU	Call for Pricing

Viega MegaPress Z3 Actuator



JAW SIZES	STOCK NO	EACH
Actuator, 2 1/2" Ring	ME57081	3472.94
3" & 4" Rings	ME26201	2878.31
RENTAL		
Actuator, 2 1/2" Ring	ME57081RU	Call for Pricing
3" & 4" Rings	ME26201RU	Call for Pricing



(40)
M18™ Force Logic™ Long Throw Press Tool Kit & Ring Kit
For use on Viega® MegaPress XL® fittings

DESCRIPTION	STOCK NO	EACH
Tool kit	MILTPRESSTO	3944.00
2 1/2", 3" & 4"	MIMPXLRINGS	3596.00
RENTAL		
Tool kit	MILTPRESSTORU	Call for Pricing
2 1/2", 3" & 4"	MIMPXLRINGSRU	Call for Pricing

Carbon Steel for Gas



90° Elbows

SIZE	STOCK NO	EACH
1/2"	ME12PRELGAS	19.53
3/4"	ME34PRELGAS	22.24
1"	ME1PRELGAS	27.01
1 1/4"	ME114PRELGAS	46.96
1 1/2"	ME112PRELGAS	60.00
2"	ME2PRELGAS	89.22
2 1/2"	ME212PRELGAS	258.54
3"	ME3PRELGAS	298.08
4"	ME4PRELGAS	384.05



45° Elbows

SIZE	STOCK NO	EACH
1/2"	ME12PR45LGAS	20.36
3/4"	ME34PR45LGAS	24.60
1"	ME1PR45LGAS	30.74
1 1/4"	ME114PR45LGAS	54.15
1 1/2"	ME112PR45LGAS	67.94
2"	ME2PR45LGAS	96.46
2 1/2"	ME212PR45LGAS	258.54
3"	ME3PR45LGAS	298.08
4"	ME4PR45LGAS	384.05



Couplings With Stops

SIZE	STOCK NO	EACH
1/2"	ME12PRCGAS	18.02
3/4"	ME34PRCGAS	20.67
1"	ME1PRCGAS	30.56
1 1/4"	ME114PRCGAS	39.23
1 1/2"	ME112PRCGAS	52.98
2"	ME2PRCGAS	76.96
2 1/2"	ME212PRCGAS	196.69
3"	ME3PRCGAS	199.70
4"	ME4PRCGAS	290.52



Couplings No Stops

SIZE	STOCK NO	EACH
1/2"	ME12PRRCGAS	21.94
3/4"	ME34PRRCGAS	25.02
1"	ME1PRRCGAS	34.57
1 1/4"	ME114PRRCGAS	44.71
1 1/2"	ME112PRRCGAS	59.00
2"	ME2PRRCGAS	83.40
2 1/2"	ME212PRRCGAS	216.38
3"	ME3PRRCGAS	218.58
4"	ME4PRRCGAS	318.02

Carbon Steel for Gas

Tees



SIZE	STOCK NO	EACH
1/2"	ME12PRTGAS	31.94
3/4"	ME34PRTGAS	35.24
1"	ME1PRTGAS	41.82
1 1/4"	ME114PRTGAS	71.77
1 1/2"	ME112PRTGAS	84.45
2"	ME2PRTGAS	136.89
2 1/2"	ME212PRTGAS	371.27
3"	ME3PRTGAS	423.65
4"	ME4PRTGAS	483.81

Reducing Tees

3/4 x 1/2"	ME34X12PRTGAS	38.30
1 x 1/2"	ME1X12PRTGAS	47.82
1 x 3/4"	ME1X34PRTGAS	46.77
1 1/4 x 1/2"	ME114X12PRTGAS	77.24
1 1/4 x 3/4"	ME114X34PRTGAS	76.65
1 1/4 x 1"	ME114X1PRTGAS	75.18
1 1/2 x 1/2"	ME112X12PRTGAS	104.64
1 1/2 x 3/4"	ME112X34PRTGAS	97.35
1 1/2 x 1"	ME112X1PRTGAS	98.27
1 1/2 x 1 1/4"	ME112X114PRTGAS	94.94
2 x 1/2"	ME2X12PRTGAS	157.85
2 x 3/4"	ME2X34PRTGAS	149.17
2 x 1"	ME2X1PRTGAS	147.73
2 x 1 1/4"	ME2X114PRTGAS	159.50
2 x 1 1/2"	ME2X112PRTGAS	162.66
2 1/2 x 1"	ME212X1PRTGAS	395.55
2 1/2 x 1 1/4"	ME212X114PRTGAS	395.55
2 1/2 x 1 1/2"	ME212X112PRTGAS	371.91
2 1/2 x 2"	ME212X2PRTGAS	363.79
3 x 1 1/4"	ME3X114PRTGAS	459.31
3 x 1 1/2"	ME3X112PRTGAS	475.96
3 x 2"	ME3X2PRTGAS	450.49
3 x 2 1/2"	ME3X212PRTGAS	464.74
4 x 1 1/2"	ME4X112PRTGAS	569.04
4 x 2"	ME4X2PRTGAS	563.95
4 x 2 1/2"	ME4X212PRTGAS	588.47
4 x 3"	ME4X3PRTGAS	592.60

Female Tees



SIZE	STOCK NO	EACH
3/4 x 1/2"	ME34X12PRFTGAS	39.64
1 x 1/2"	ME1X12PRFTGAS	45.06
1 x 3/4"	ME1X34PRFTGAS	44.63
1 1/2 x 1/2"	ME112X12PRFTGAS	106.62
1 1/2 x 3/4"	ME112X34PRFTGAS	98.83
1 1/4 x 1/2"	ME114X12PRFTGAS	65.80
1 1/4 x 3/4"	ME114X34PRFTGAS	78.41
1 1/4 x 1"	ME114X1PRFTGAS	84.97
2 x 1/2"	ME2X12PRFTGAS	148.77
2 x 3/4"	ME2X34PRFTGAS	147.37
2 1/2 x 3/4"	ME212X34PRFTGAS	348.69
3 x 3/4"	ME3X34PRFTGAS	385.47
4 x 3/4"	ME4X34PRFTGAS	559.36

Ball Valves



SIZE	STOCK NO	EACH
1/2"	ME12PRBVGAS	97.32
3/4"	ME34PRBVGAS	110.44
1"	ME1PRBVGAS	128.00
1 1/4"	ME114PRBVGAS	225.90
1 1/2"	ME112PRBVGAS	245.74
2"	ME2PRBVGAS	416.83

Reducers

Fitting x Press

SIZE	STOCK NO	EACH
3/4 x 1/2"	ME34X12PRFRGAS	22.72
1 x 1/2"	ME1X12PRFRGAS	27.22
1 x 3/4"	ME1X34PRFRGAS	27.27
1 1/4 x 1"	ME114X1PRFRGAS	42.65
1 1/2 x 3/4"	ME112X34PRFRGAS	51.26
1 1/2 x 1"	ME112X1PRFRGAS	51.46
1 1/2 x 1 1/4"	ME112X114PRFRGAS	53.94
2 x 1"	ME2X1PRFRGAS	69.54
2 x 1 1/4"	ME2X114PRFRGAS	71.76
2 x 1 1/2"	ME2X112PRFRGAS	79.27
2 1/2 x 1"	ME212X1PRFRGAS	185.55
2 1/2 x 1 1/4"	ME212X114PRFRGAS	185.55
2 1/2 x 1 1/2"	ME212X112PRFRGAS	182.50
2 1/2 x 2"	ME212X2PRFRGAS	180.73
3 x 1 1/4"	ME3X114PRFRGAS	239.20
3 x 1 1/2"	ME3X112PRFRGAS	239.20
3 x 2"	ME3X2PRFRGAS	236.51
3 x 2 1/2"	ME3X212PRFRGAS	236.51
4 x 1 1/2"	ME4X112PRFRGAS	290.55
4 x 2"	ME4X2PRFRGAS	288.58
4 x 2 1/2"	ME4X212PRFRGAS	286.03
4 x 3"	ME4X3PRFRGAS	273.44



Caps

SIZE	STOCK NO	EACH
1/2"	ME12PRCAGAS	22.31
3/4"	ME34PRCAGAS	23.34
1"	ME1PRCAGAS	26.38
1 1/4"	ME114PRCAGAS	45.08
1 1/2"	ME112PRCAGAS	57.59
2"	ME2PRCAGAS	71.16
2 1/2"	ME212PRCAGAS	192.27
3"	ME3PRCAGAS	228.14
4"	ME4PRCAGAS	309.28



Reducer

Press x Press

SIZE	STOCK NO	EACH
3/4 x 1/2"	ME34X12PRRGAS	22.72
1 x 1/2"	ME1X12PRRGAS	27.22
1 x 3/4"	ME1X34PRRGAS	27.27
1 1/4 x 3/4"	ME114X34PRRGAS	42.45
1 1/4 x 1"	ME114X1PRRGAS	42.60
1 1/2 x 1 1/4"	ME112X114PRRGAS	53.94
2 x 1 1/4"	ME2X114PRRGAS	71.76
2 x 1 1/2"	ME2X112PRRGAS	79.27



Unions

SIZE	STOCK NO	EACH
1/2"	ME12PRUGAS	105.84
3/4"	ME34PRUGAS	104.07
1"	ME1PRUGAS	127.71
1 1/4"	ME114PRUGAS	164.70
1 1/2"	ME112PRUGAS	189.67
2"	ME2PRUGAS	237.33



Male Adapter



SIZE	STOCK NO	EACH
1/2"	ME12PRMAGAS	25.02
3/4"	ME34PRMAGAS	27.21
1"	ME1PRMAGAS	34.08
1 1/4"	ME114PRMAGAS	41.17
1 1/2"	ME112PRMAGAS	48.29
2"	ME2PRMAGAS	73.54
2 1/2"	ME212PRMAGAS	234.47
3"	ME3PRMAGAS	301.27
4"	ME4PRMAGAS	360.79

Female Adapters



SIZE	STOCK NO	EACH
1/2"	ME12PRFAGAS	22.44
3/4"	ME34PRFAGAS	25.70
1"	ME1PRFAGAS	33.81
1 1/4"	ME114PRFAGAS	40.66
1 1/2"	ME112PRFAGAS	46.96
2"	ME2PRFAGAS	70.34
2 1/2"	ME212PRFAGAS	222.44
3"	ME3PRFAGAS	268.93
4"	ME4PRFAGAS	371.99

Reducing Adapters

3/4 x 1/2"	ME34X12PRFAGAS	31.86
1 x 3/4"	ME1X34PRFAGAS	41.24
1 1/4 x 1/2"	ME114X12PRFAGAS	50.40
1 1/4 x 3/4"	ME114X34PRFAGAS	50.12
1 1/4 x 1"	ME114X1PRFAGAS	49.25
1 1/2 x 1/2"	ME112X12PRFAGAS	55.84
1 1/2 x 3/4"	ME112X34PRFAGAS	53.35
1 1/2 x 1"	ME112X1PRFAGAS	76.39
1 1/2 x 1 1/4"	ME112X114PRFAGAS	52.18
2 x 1/2"	ME2X12PRFAGAS	76.39
2 x 3/4"	ME2X34PRFAGAS	75.11
2 x 1"	ME2X1PRFAGAS	78.19
2 x 1 1/4"	ME2X114PRFAGAS	76.74
2 x 1 1/2"	ME2X112PRFAGAS	72.06

90° Street Elbows

For use with Sch.5 to Sch.40 carbon steel pipe



SIZE	STOCK NO	EACH
1/2"	ME12PRSLGAS	19.92
3/4"	ME34PRSLGAS	22.24
1"	ME1PRSLGAS	27.01
1 1/4"	ME114PRSLGAS	46.96
1 1/2"	ME112PRSLGAS	60.00
2"	ME2PRSLGAS	89.22
2 1/2"	ME212PRSLGAS	258.54
3"	ME3PRSLGAS	298.08
4"	ME4PRSLGAS	384.05

45° Street Elbows

For use with Sch.5 to Sch.40 carbon steel pipe



SIZE	STOCK NO	EACH
1/2"	ME12PRS45LGAS	20.36
3/4"	ME34PRS45LGAS	24.60
1"	ME1PRS45LGAS	30.74
1 1/4"	ME114PRS45LGAS	54.15
1 1/2"	ME112PRS45LGAS	67.94
2"	ME2PRS45LGAS	96.46
2 1/2"	ME212PRS45LGAS	258.54
3"	ME3PRS45LGAS	298.08
4"	ME4PRS45LGAS	384.05

Malleable Fittings - Class 150 ⁽⁰³⁾

wardfittings.com



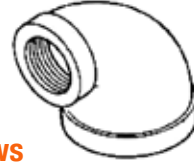
90° Elbows

SIZE	STOCK NO	EACH
Black		
1/8"	18BML	9.39
1/4"	14BML	9.17
3/8"	38BML	9.17
1/2"	12BML	6.36
3/4"	34BML	7.66
1"	1BML	13.32
1 1/4"	114BML	21.97
1 1/2"	112BML	28.89
2"	2BML	49.83
2 1/2"	212BML	110.99
3"	3BML	162.44
4"	4BML	348.89
6"	6BML	1059.21
Galvanized		
1/8"	18GML	14.56
1/4"	14GML	13.30
3/8"	38GML	13.30
1/2"	12GML	8.56
3/4"	34GML	10.49
1"	1GML	19.44
1 1/4"	114GML	30.75
1 1/2"	112GML	40.15
2"	2GML	65.74
2 1/2"	212GML	172.02
3"	3GML	283.64
4"	4GML	500.23
6"	6BML	1059.21



45° Elbows

SIZE	STOCK NO	EACH
Black		
1/8"	18BM45L	13.82
1/4"	14BM45L	12.44
3/8"	38BM45L	13.82
1/2"	12BM45L	10.48
3/4"	34BM45L	12.97
1"	1BM45L	16.33
1 1/4"	114BM45L	28.91
1 1/2"	112BM45L	35.77
2"	2BM45L	54.11
2 1/2"	212BM45L	156.54
3"	3BM45L	203.30
4"	4BM45L	398.65
6"	6BM45L	1598.30
Galvanized		
3/8"	38GM45L	20.24
1/2"	12GM45L	13.53
3/4"	34GM45L	19.44
1"	1GM45L	21.97
1 1/4"	114GM45L	41.05
1 1/2"	112GM45L	48.22
2"	2GM45L	71.34
2 1/2"	212GM45L	248.21
3"	3GM45L	360.98
4"	4GM45L	605.19



90° Reducing Elbows

SIZE	STOCK NO	EACH
Black		
1/4 x 1/8"	14X18BML	18.27
3/8 x 1/4"	38X14BML	12.91
1/2 x 3/8"	12X38BML	12.10
1/2 x 1/4"	12X14BML	12.45
3/4 x 1/2"	34X12BML	12.45
3/4 x 3/8"	34X38BML	17.42
1 x 3/4"	1X34BML	16.02
1 x 1/2"	1X12BML	17.27
1 1/4 x 1"	114X1BML	26.91
1 1/4 x 3/4"	114X34BML	30.00
1 1/2 x 1 1/4"	112X114BML	37.96
1 1/2 x 1"	112X1BML	37.96
1 1/2 x 3/4"	112X34BML	43.43
2 x 1 1/2"	2X112BML	54.97
2 x 1 1/4"	2X114BML	62.48
2 x 1"	2X1BML	62.48
2 x 3/4"	2X34BML	66.25
2 1/2 x 2"	212X2BML	150.89
2 1/2 x 1 1/2"	212X112BML	159.77
3 x 2 1/2"	3X212BML	274.27
3 x 2"	3X2BML	243.91
4 x 3"	4X3BML	434.04
Galvanized		
3/8 x 1/4"	38X14GML	21.24
1/2 x 3/8"	12X38GML	15.72
3/4 x 1/2"	34X12GML	18.27
3/4 x 3/8"	34X38GML	25.18
1 x 3/4"	1X34GML	23.44
1 x 1/2"	1X12GML	24.87
1 1/4 x 1"	114X1GML	39.32
1 1/4 x 3/4"	114X34GML	47.24
1 1/2 x 1 1/4"	112X114GML	62.84
1 1/2 x 1"	112X1GML	62.84
2 x 1 1/2"	2X112GML	73.40
2 x 1"	2X1GML	87.32
2 x 3/4"	2X34GML	89.07
2 1/2 x 2"	212X2GML	248.83
3 x 2"	3X2GML	392.79
4 x 3"	4X3GML	920.46

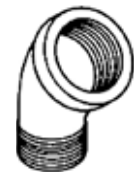


90° Street Elbows

SIZE	STOCK NO	EACH
Black		
1/8"	18BMSL	13.54
1/4"	14BMSL	13.54
3/8"	38BMSL	13.54
1/2"	12BMSL	13.14
3/4"	34BMSL	13.14
1"	1BMSL	18.61
1 1/4"	114BMSL	28.91
1 1/2"	112BMSL	38.70
2"	2BMSL	62.87
2 1/2"	212BMSL	159.37
3"	3BMSL	243.27
4"	4BMSL	489.45
Galvanized		
1/8"	18GMSL	19.00
1/4"	14GMSL	18.40
3/8"	38GMSL	18.40
1/2"	12GMSL	18.79
3/4"	34GMSL	18.79
1"	1GMSL	25.14
1 1/4"	114GMSL	42.21
1 1/2"	112GMSL	52.99
2"	2GMSL	89.35
2 1/2"	212GMSL	258.47
3"	3GMSL	376.16

90° Reducing Street Elbows

SIZE	STOCK NO	EACH
Black		
1/2 x 3/8"	12X38BMSL	19.29
3/4 x 1/2"	34X12BMSL	26.12
1 x 3/4"	1X34BMSL	24.53
1 1/4 x 1"	114X1BMSL	35.32
1 1/2 x 1 1/4"	112X114BMSL	70.27
1 1/2 x 1"	112X1BMSL	51.88
2 x 1 1/2"	2X112BMSL	99.83



45° Street Elbows

SIZE	STOCK NO	EACH
Black		
1/4"	14BMS45L	15.93
3/8"	38BMS45L	17.96
1/2"	12BMS45L	14.66
3/4"	34BMS45L	22.15
1"	1BMS45L	25.79
1 1/4"	114BMS45L	44.60
1 1/2"	112BMS45L	57.52
2"	2BMS45L	96.75
Galvanized		
1/4"	14GMS45L	22.99
3/8"	38GMS45L	27.27
1/2"	12GMS45L	20.68
3/4"	34GMS45L	32.80
1"	1GMS45L	42.05
1 1/4"	114GMS45L	63.08
1 1/2"	112GMS45L	76.40
2"	2GMS45L	125.81

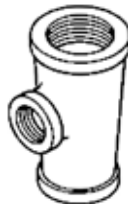
Malleable Fittings - Class 150 (03)

wardfittings.com



Tee

SIZE	STOCK NO	EACH
Black		
1/8"	18BMT	14.16
1/4"	14BMT	13.32
3/8"	38BMT	13.32
1/2"	12BMT	8.51
3/4"	34BMT	12.20
1"	1BMT	20.87
1 1/4"	114BMT	33.81
1 1/2"	112BMT	42.07
2"	2BMT	71.68
2 1/2"	212BMT	154.56
3"	3BMT	227.68
4"	4BMT	550.27
6"	6BMT	1775.28
Galvanized		
1/8"	18GMT	20.59
1/4"	14GMT	17.32
3/8"	38GMT	17.32
1/2"	12GMT	11.09
3/4"	34GMT	18.27
1"	1GMT	29.53
1 1/4"	114GMT	46.89
1 1/2"	112GMT	58.29
2"	2GMT	94.72
2 1/2"	212GMT	266.64
3"	3GMT	326.75
4"	4GMT	739.70

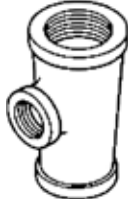


Black Reducing Tee

SIZE	STOCK NO	EACH
Black		
3/8 x 3/8 x 1/2"	38X12BMT	19.78
3/8 x 3/8 x 1/4"	38X14BMT	19.75
1/2 x 1/2 x 3/4"	12X34BMT	21.79
1/2 x 1/2 x 3/8"	12X38BMT	18.56
1/2 x 1/2 x 1/4"	12X14BMT	14.46
1/2 x 1/4 x 1/2"	12X14X12BMT	15.19
3/4 x 3/4 x 1"	34X1BMT	28.73
3/4 x 3/4 x 1/2"	34X12BMT	18.88
3/4 x 3/4 x 3/8"	34X38BMT	23.16
3/4 x 3/4 x 1/4"	34X14BMT	20.98
3/4 x 1/2 x 3/4"	34X12X34BMT	21.79
3/4 x 1/2 x 1/2"	34X12X12BMT	19.37
1 x 1 x 1 1/2"	1X112BMT	77.70
1 x 1 x 1 1/4"	1X114BMT	52.71
1 x 1 x 3/4"	1X34BMT	23.80
1 x 1 x 1/2"	1X12BMT	23.80
1 x 1 x 3/8"	1X38BMT	33.46
1 x 1 x 1/4"	1X14BMT	27.11
1 x 3/4 x 1"	1X34X1BMT	27.64
1 x 3/4 x 3/4"	1X34X34BMT	25.18
1 x 3/4 x 1/2"	1X34X12BMT	27.26
1 x 1/2 x 1"	1X12X1BMT	27.11
1 x 1/2 x 3/4"	1X12X34BMT	32.34
1 x 1/2 x 1/2"	1X12X12BMT	27.11
1 1/4 x 1 1/4 x 2"	114X2BMT	99.93
1 1/4 x 1 1/4 x 1"	114X1BMT	41.23
1 1/4 x 1 1/4 x 3/4"	114X34BMT	38.04
1 1/4 x 1 1/4 x 1/2"	114X12BMT	43.40

Black Reducing Tee (Cont'd)

SIZE	STOCK NO	EACH
Black		
1 1/4 x 1 1/4 x 3/8"	114X38BMT	55.57
1 1/4 x 1 x 1 1/4"	114X1X114BMT	53.34
1 1/4 x 1 x 1"	114X1X1BMT	44.42
1 1/4 x 1 x 3/4"	114X1X34BMT	44.42
1 1/4 x 1 x 1/2"	114X1X12BMT	49.47
1 1/4 x 3/4 x 1 1/4"	114X34X114BMT	45.80
1 1/4 x 3/4 x 1"	114X34X1BMT	46.79
1 1/4 x 3/4 x 3/4"	114X34X34BMT	50.54
1 1/4 x 1 1/2 x 1 1/4"	114X12X114BMT	50.54
1 1/2 x 1 1/2 x 2"	112X2BMT	96.28
1 1/2 x 1 1/2 x 1 1/4"	112X114BMT	59.38
1 1/2 x 1 1/2 x 1"	112X1BMT	48.03
1 1/2 x 1 1/2 x 3/4"	112X34BMT	48.03
1 1/2 x 1 1/2 x 1/2"	112X12BMT	50.84
1 1/2 x 1 1/4 x 1 1/2"	112X114X112BMT	91.04
1 1/2 x 1 1/4 x 1 1/4"	112X114X114BMT	81.00
1 1/2 x 1 1/4 x 1"	112X114X1BMT	51.85
1 1/2 x 1 1/4 x 3/4"	112X114X34BMT	60.39
1 1/2 x 1 x 1 1/2"	112X1X112BMT	60.39
1 1/2 x 1 x 1 1/4"	112X1X114BMT	79.62
1 1/2 x 1 x 1"	112X1X1BMT	60.39
1 1/2 x 3/4 x 1 1/2"	112X34X112BMT	60.39
1 1/2 x 1/2 x 1 1/2"	112X12X112BMT	60.39
2 x 2 x 1 1/2"	2X112BMT	81.00
2 x 2 x 1 1/4"	2X114BMT	81.00
2 x 2 x 1"	2X1BMT	75.25
2 x 2 x 3/4"	2X34BMT	75.25
2 x 2 x 1/2"	2X12BMT	76.68
2 x 1 1/2 x 2"	2X112X2BMT	101.90
2 x 1 1/2 x 1 1/2"	2X112X112BMT	96.68
2 x 1 1/2 x 1 1/4"	2X112X114BMT	94.32
2 x 1 1/2 x 1"	2X112X1BMT	92.51
2 x 1 1/4 x 2"	2X114X2BMT	101.14
2 x 1 1/4 x 1 1/4"	2X114X114BMT	94.14
2 x 1 x 2"	2X1X2BMT	94.14
2 x 3/4 x 2"	2X34X2BMT	92.51
2 x 1/2 x 2"	2X12X2BMT	94.14
2 1/2 x 2 1/2 x 2"	212X2BMT	201.09
2 1/2 x 2 1/2 x 1 1/2"	212X112BMT	210.89
2 1/2 x 2 1/2 x 1 1/4"	212X114BMT	210.89
2 1/2 x 2 1/2 x 1"	212X1BMT	210.89
2 1/2 x 2 1/2 x 3/4"	212X34BMT	225.80
2 1/2 x 2 x 2"	212X2X2BMT	218.67
2 1/2 x 1 1/2 x 2 1/2"	212X112X212BMT	238.89
3 x 3 x 2"	3X2BMT	268.56
3 x 3 x 1 1/2"	3X112BMT	279.20
3 x 3 x 1 1/4"	3X114BMT	284.31
3 x 3 x 1"	3X1BMT	269.85
3 x 2 x 3"	3X2X3BMT	290.09
3 x 2 x 2"	3X2X2BMT	284.11
4 x 4 x 3"	4X3BMT	585.80
4 x 4 x 2"	4X2BMT	569.65



Galvanized Reducing Tee

SIZE	STOCK NO	EACH
Galvanized		
3/8 x 3/8 x 1/4"	38X14GMT	30.04
1/2 x 1/2 x 3/4"	12X34GMT	30.36
1/2 x 1/2 x 3/8"	12X38GMT	25.77
1/2 x 1/2 x 1/4"	12X14GMT	21.24
3/4 x 3/4 x 1"	34X1GMT	43.71
3/4 x 3/4 x 1/2"	34X12GMT	25.40
3/4 x 3/4 x 3/8"	34X38GMT	27.32
3/4 x 3/4 x 1/4"	34X14GMT	27.13
3/4 x 1/2 x 3/4"	34X12X34GMT	29.01
3/4 x 1/4 x 3/4"	34X14X34GMT	35.63
3/4 x 1/2 x 1/2"	34X12X12GMT	30.36
1 x 1 x 1 1/2"	1X112GMT	120.66
1 x 1 x 1 1/4"	1X114GMT	72.09
1 x 1 x 3/4"	1X34GMT	35.66
1 x 1 x 1/2"	1X12GMT	35.66
1 x 1 x 1/4"	1X14GMT	44.63
1 x 3/4 x 1"	1X34X1GMT	44.56
1 x 3/4 x 3/4"	1X34X34GMT	42.98
1 x 3/4 x 1/2"	1X34X12GMT	44.56
1 x 1/2 x 1"	1X12X1GMT	44.56
1 x 1/2 x 1/2"	1X12X12GMT	44.56
1 1/4 x 1 1/4 x 1"	114X1GMT	55.33
1 1/4 x 1 1/4 x 3/4"	114X34GMT	55.33
1 1/4 x 1 1/4 x 1/2"	114X12GMT	58.47
1 1/4 x 1 x 1 1/4"	114X1X114GMT	70.99
1 1/4 x 1 x 1"	114X1X1GMT	67.11
1 1/4 x 1 x 3/4"	114X1X34GMT	70.11
1 1/4 x 1 x 1/2"	114X1X12GMT	67.01
1 1/4 x 3/4 x 1 1/4"	114X34X114GMT	65.75
1 1/4 x 1/2 x 1 1/4"	114X12X114GMT	70.11
1 1/2 x 1 1/2 x 2"	112X2GMT	120.91
1 1/2 x 1 1/2 x 1 1/4"	112X114GMT	85.57
1 1/2 x 1 1/2 x 1"	112X1GMT	68.34
1 1/2 x 1 1/2 x 3/4"	112X34GMT	68.34
1 1/2 x 1 1/2 x 1/2"	112X12GMT	72.24
1 1/2 x 1 1/4 x 1"	112X114X1GMT	83.06
1 1/2 x 1 1/4 x 3/4"	112X114X34GMT	87.92
1 1/2 x 1 1/4 x 1/2"	112X114X12GMT	91.21
1 1/2 x 1 x 1 1/2"	112X1X112GMT	87.92
1 1/2 x 1 x 1"	112X1X1GMT	87.92
1 1/2 x 3/4 x 1 1/2"	112X34X112GMT	87.92
2 x 2 x 1 1/2"	2X112GMT	117.47
2 x 2 x 1 1/4"	2X114GMT	117.47
2 x 2 x 1"	2X1GMT	97.90
2 x 2 x 3/4"	2X34GMT	99.77
2 x 2 x 1/2"	2X12GMT	111.19
2 x 1 1/2 x 2"	2X112X2GMT	124.28
2 x 1 1/2 x 1 1/2"	2X112X112GMT	121.90
2 x 1 1/2 x 1 1/4"	2X112X114GMT	124.28
2 x 1 1/2 x 1"	2X112X1GMT	117.41
2 x 1 1/4 x 1 1/4"	2X114X114GMT	124.28
2 x 1 x 2"	2X1X2GMT	124.28
2 x 3/4 x 2"	2X34X2GMT	121.90
2 x 1/2 x 2"	2X12X2GMT	124.28
2 1/2 x 2 1/2 x 2"	212X2GMT	330.28
2 1/2 x 2 1/2 x 1 1/2"	212X112GMT	330.76
2 1/2 x 2 1/2 x 1 1/4"	212X114GMT	328.84
3 x 3 x 2 1/2"	3X212GMT	503.38
3 x 3 x 2"	3X2GMT	432.17
3 x 3 x 1 1/2"	3X112GMT	448.34
3 x 3 x 1"	3X1GMT	432.17
3 x 3 x 3/4"	3X34GMT	602.94
3 x 2 x 2"	3X2X2GMT	457.06
4 x 4 x 3"	4X3GMT	1081.74
4 x 4 x 2"	4X2GMT	865.17

Malleable Fittings - Class 150 (03)

wardfittings.com



Service Tee

SIZE	STOCK NO	EACH
Black		
1/4"	14BMSET	25.71
3/8"	38BMSET	30.17
1/2"	12BMSET	24.92
3/4"	34BMSET	31.06
1"	1BMSET	41.08



Cross Tee

SIZE	STOCK NO	EACH
Black		
1/4"	14BMX	27.82
3/8"	38BMX	31.79
1/2"	12BMX	32.13
3/4"	34BMX	38.88
1"	1BMX	47.92
1 1/4"	114BMX	77.76
1 1/2"	112BMX	96.36
2"	2BMX	158.44
3"	3BMX	454.62
Galvanized		
1/8"	18GMX	59.80
1/4"	14GMX	45.56
1/2"	12GMX	45.60
3/4"	34GMX	55.57
1"	1GMX	76.66
1 1/4"	114GMX	115.27
1 1/2"	112GMX	134.86
2"	2GMX	255.42



Malleable Coupling

SIZE	STOCK NO	EACH
Black		
1/2"	12BMC	8.79
3/4"	34BMC	10.28
1"	1BMC	15.43
1 1/4"	114BMC	19.96
1 1/2"	112BMC	27.00
2"	2BMC	39.96
Galvanized		
1/2"	12GMC	12.53
3/4"	34GMC	14.42
1"	1GMC	23.66
1 1/4"	114GMC	33.38
1 1/2"	112GMC	37.93
2"	2GMC	55.45



(02E)

Standard Steel Coupling

SIZE	STOCK NO	EACH
Black		
1/8"	18BSC	2.35
1/4"	14BSC	3.25
3/8"	38BSC	3.89
1/2"	12BSC	4.15
3/4"	34BSC	5.30
1"	1BSC	7.39
1 1/4"	114BSC	9.45
1 1/2"	112BSC	11.97
2"	2BSC	17.13
2 1/2"	212BSC	48.79
3"	3BSC	68.48
3 1/2"	312BSC	121.39
4"	4BSC	121.39
5"	5BSC	222.34
6"	6BSC	266.18
Galvanized		
1/8"	18GSC	2.88
1/4"	14GSC	3.73
3/8"	38GSC	4.78
1/2"	12GSC	5.08
3/4"	34GSC	6.37
1"	1GSC	8.90
1 1/4"	114GSC	11.39
1 1/2"	112GSC	14.13
2"	2GSC	21.15
2 1/2"	212GSC	59.93
3"	3GSC	79.54
4"	4GSC	140.19
6"	6GSC	320.87



(02E)

Extra Heavy Steel Coupling

SIZE	STOCK NO	EACH
Black		
1/8"	18BSXHC	9.91
1/4"	14BSXHC	12.99
3/8"	38BSXHC	14.14
1/2"	12BSXHC	19.13
3/4"	34BSXHC	20.42
1"	1BSXHC	25.99
1 1/4"	114BSXHC	41.76
1 1/2"	112BSXHC	41.76
2"	2BSXHC	63.54
2 1/2"	212BSXHC	94.41
3"	3BSXHC	112.12
4"	4BSXHC	177.23
Galvanized		
1/2"	12GSXHC	22.82
3/4"	34GSXHC	24.45
1"	1GSXHC	31.48
1 1/4"	114GSXHC	48.30
1 1/2"	112GSXHC	48.30
2"	2GSXHC	80.39

(02E)

Standard Half Black Steel Couplings

SIZE	STOCK NO	EACH
1/4"	14BSHC	3.31
3/8"	38BSHC	3.98
1/2"	12BSHC	3.99
3/4"	34BSHC	4.55
1"	1BSHC	6.36
1 1/4"	114BSHC	8.12
1 1/2"	112BSHC	10.29
2"	2BSHC	14.74
2 1/2"	212BSHC	35.14
3"	3BSHC	49.33

Malleable Fittings - Class 150 ⁽⁰³⁾

wardfittings.com



Black Reducing Couplings

SIZE	STOCK NO	EACH
Black		
1/4 x 1/8"	14X18BMR	12.02
3/8 x 1/4"	38X14BMR	12.02
3/8 x 1/8"	38X18BMR	13.81
1/2 x 3/8"	12X38BMR	10.32
1/2 x 1/4"	12X14BMR	10.91
1/2 x 1/8"	12X18BMR	12.14
3/4 x 1/2"	34X12BMR	11.53
3/4 x 3/8"	34X38BMR	13.76
3/4 x 1/4"	34X14BMR	13.76
3/4 x 1/8"	34X18BMR	14.37
1 x 3/4"	1X34BMR	17.96
1 x 1/2"	1X12BMR	18.40
1 x 3/8"	1X38BMR	22.65
1 x 1/4"	1X14BMR	21.81
1 1/4 x 1	114X1BMR	23.12
1 1/4 x 3/4"	114X34BMR	23.12
1 1/4 x 1/2"	114X12BMR	27.11
1 1/2 x 1 1/4"	112X114BMR	29.22
1 1/2 x 1"	112X1BMR	33.90
1 1/2 x 3/4"	112X34BMR	38.88
1 1/2 x 1/2"	112X12BMR	34.49
2 x 1 1/2"	2X112BMR	42.35
2 x 1 1/4"	2X114BMR	48.49
2 x 1"	2X1BMR	45.83
2 x 3/4"	2X34BMR	48.49
2 x 1/2"	2X12BMR	56.16
2 1/2 x 2"	212X2BMR	97.35
2 1/2 x 1 1/2"	212X112BMR	115.50
2 1/2 x 1 1/4"	212X114BMR	112.59
3 x 2 1/2"	3X212BMR	147.14
3 x 2"	3X2BMR	126.00
3 x 1 1/2"	3X112BMR	152.16
3 x 1 1/4"	3X114BMR	157.85
3 x 1"	3X1BMR	154.97
4 x 3 1/2"	4X312BMR	432.57
4 x 3"	4X3BMR	305.00
4 x 2 1/2"	4X212BMR	307.66
4 x 2"	4X2BMR	305.00
4 x 1 1/2"	4X112BMR	362.57
5 x 4"	5X4BMR	680.05



Galvanized Reducing Couplings

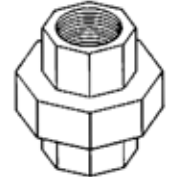
SIZE	STOCK NO	EACH
Galvanized		
1/4 x 1/8"	14X18GMR	16.25
3/8 x 1/4"	38X14GMR	16.25
1/2 x 3/8"	12X38GMR	15.19
1/2 x 1/4"	12X14GMR	14.62
1/2 x 1/8"	12X18GMR	19.28
3/4 x 1/2"	34X12GMR	16.24
3/4 x 3/8"	34X38GMR	18.46
3/4 x 1/4"	34X14GMR	18.46
1 x 3/4"	1X34GMR	25.14
1 x 1/2"	1X12GMR	27.08
1 x 3/8"	1X38GMR	35.19
1 x 1/4"	1X14GMR	34.57
1 1/4 x 1	114X1GMR	34.35
1 1/4 x 3/4"	114X34GMR	35.02
1 1/4 x 1/2"	114X12GMR	44.95
1 1/2 x 1 1/4"	112X114GMR	42.64
1 1/2 x 1"	112X1GMR	45.15
1 1/2 x 3/4"	112X34GMR	45.15
1 1/2 x 1/2"	112X12GMR	52.99
2 x 1 1/2"	2X112GMR	61.61
2 x 1 1/4"	2X114GMR	65.13
2 x 1"	2X1GMR	61.61
2 x 3/4"	2X34GMR	73.77
2 x 1/2"	2X12GMR	76.51
2 1/2 x 2"	212X2GMR	171.88
2 1/2 x 1 1/2"	212X112GMR	181.72
3 x 2 1/2"	3X212GMR	220.45
3 x 2"	3X2GMR	215.89
3 x 1 1/2"	3X112GMR	228.41
3 x 1 1/4"	3X114GMR	241.45
3 x 1"	3X1GMR	241.45
4 x 3"	4X3GMR	494.22
4 x 2"	4X2GMR	494.22
4 x 1 1/2"	4X112GMR	744.09



Floor Flange

No 190

SIZE	STOCK NO	EACH
Black		
1/4"	14MAFF	29.64
3/8"	38MAFF	29.64
1/2"	12MAFF	29.64
3/4"	34MAFF	29.64
1"	1MAFF	37.25
1 1/4"	114MAFF	37.25
1 1/2"	112MAFF	47.92
2"	2MAFF	57.64
Galvanized		
1/4"	14GMFF	57.68
1/2"	12GMFF	74.08
3/4"	34GMFF	74.08
1"	1GMFF	67.62
1 1/4"	114GMFF	89.87
1 1/2"	112GMFF	115.13
2"	2GMFF	146.21



Unions

SIZE	STOCK NO	EACH
Black		
1/8"	18BMU	34.43
1/4"	14BMU	47.58
3/8"	38BMU	32.76
1/2"	12BMU	29.70
3/4"	34BMU	34.11
1"	1BMU	44.47
1 1/4"	114BMU	63.78
1 1/2"	112BMU	79.51
2"	2BMU	92.46
2 1/2"	212BMU	275.48
3"	3BMU	331.62
Galvanized		
1/8"	18GMU	73.29
1/4"	14GMU	64.53
3/8"	38GMU	43.19
1/2"	12GMU	39.39
3/4"	34GMU	45.27
1"	1GMU	59.31
1 1/4"	114GMU	85.74
1 1/2"	112GMU	103.88
2"	2GMU	119.42
2 1/2"	212GMU	414.82
3"	3GMU	580.55



Steel Hexagon Bushings

SIZE	STOCK NO	EACH
Black		
1/4 x 1/8"	14X18BSB	1.14
3/8 x 1/8"	38X18BSB	1.35
3/8 x 1/4"	38X14BSB	1.35
1/2 x 1/8"	12X18BSB	2.30
1/2 x 1/4"	12X14BSB	2.30
1/2 x 3/8"	12X38BSB	2.30
3/4 x 1/4"	34X14BSB	3.42
3/4 x 3/8"	34X38BSB	3.42
3/4 x 1/2"	34X12BSB	3.42
1 x 1/4"	1X14BSB	5.73
1 x 3/8"	1X38BSB	5.73
1 x 1/2"	1X12BSB	5.73
1 x 3/4"	1X34BSB	5.73
Galvanized		
1/4 x 1/8"	14X18GSB	1.22
3/8 x 1/8"	38X18GSB	1.45
3/8 x 1/4"	38X14GSB	1.45
1/2 x 1/8"	12X18GSB	2.54
1/2 x 1/4"	12X14GSB	2.54
1/2 x 3/8"	12X38GSB	2.54

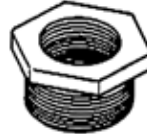
Malleable Fittings - Class 150 ⁽⁰³⁾

wardfittings.com



Black Cast Iron Hexagon Bushing

SIZE	STOCK NO	EACH
3/4 x 1/2"	34X12BMB	10.32
3/4 x 3/8"	34X38BMB	11.48
3/4 x 1/4"	34X14BMB	11.17
3/4 x 1/8"	34X18BMB	11.78
1 x 3/4"	1X34BMB	10.86
1 x 1/2"	1X12BMB	10.99
1 x 3/8"	1X38BMB	14.85
1 x 1/4"	1X14BMB	14.46
1 x 1/8"	1X18BMB	16.76
1 1/4 x 1"	114X1BMB	14.16
1 1/4 x 3/4"	114X34BMB	14.16
1 1/4 x 1/2"	114X12BMB	16.10
1 1/4 x 3/8"	114X38BMB	17.42
1 1/4 x 1/4"	114X14BMB	20.80
1 1/2 x 1 1/4"	112X114BMB	17.96
1 1/2 x 1"	112X1BMB	16.16
1 1/2 x 3/4"	112X34BMB	18.42
1 1/2 x 1/2"	112X12BMB	18.42
1 1/2 x 3/8"	112X38BMB	28.70
1 1/2 x 1/4"	112X14BMB	24.23
2 x 1 1/2"	2X112BMB	22.64
2 x 1 1/4"	2X114BMB	22.11
2 x 1"	2X1BMB	22.11
2 x 3/4"	2X34BMB	23.13
2 x 1/2"	2X12BMB	29.24
2 x 3/8"	2X38BMB	32.90
2 x 1/4"	2X14BMB	26.12
2 1/2 x 2"	212X2BMB	34.87
2 1/2 x 1 1/2"	212X112BMB	35.41
2 1/2 x 1 1/4"	212X114BMB	40.67
2 1/2 x 1"	212X1BMB	40.67
2 1/2 x 3/4"	212X34BMB	40.67
3 x 2 1/2"	3X212CIB	47.62
3 x 2"	3X2CIB	41.08
3 x 1 1/2"	3X112CIB	55.00
3 x 1 1/4"	3X114CIB	55.00
3 x 1"	3X1CIB	55.00
3 x 3/4"	3X34CIB	59.76
3 x 1/2"	3X12CIB	63.98
3 1/2 x 3"	312X3CIB	96.42
3 1/2 x 2"	312X2CIB	104.58
3 1/2 x 1 1/2"	312X112CIB	96.32
4 x 3 1/2"	4X312CIB	124.65
4 x 3"	4X3CIB	92.64
4 x 2 1/2"	4X212CIB	112.10
4 x 2"	4X2CIB	92.64
4 x 1 1/2"	4X112CIB	114.78
4 x 1 1/4"	4X114CIB	124.65
4 x 1"	4X1CIB	124.65
5 x 4"	5X4CIB	188.66
5 x 3"	5X3CIB	194.25
5 x 2"	5X2CIB	215.91
6 x 5"	6X5CIB	222.68
6 x 4"	6X4CIB	192.82
6 x 3"	6X3CIB	222.73
6 x 2"	6X2CIB	222.73
8 x 6"	8X6CIB	419.67



Galvanized Malleable Hexagon Bushing

SIZE	STOCK NO	EACH
3/4 x 1/2"	34X12GMB	17.23
3/4 x 3/8"	34X38GMB	22.48
3/4 x 1/4"	34X14GMB	20.12
3/4 x 1/8"	34X18GMB	20.68
1 x 3/4"	1X34GMB	19.78
1 x 1/2"	1X12GMB	21.24
1 x 3/8"	1X38GMB	23.61
1 x 1/4"	1X14GMB	23.51
1 x 1/8"	1X18GMB	27.66
1 1/4 x 1"	114X1GMB	26.65
1 1/4 x 3/4"	114X34GMB	26.65
1 1/4 x 1/2"	114X12GMB	30.19
1 1/4 x 1/4"	114X14GMB	35.43
1 1/2 x 1 1/4"	112X114GMB	32.13
1 1/2 x 1"	112X1GMB	33.54
1 1/2 x 3/4"	112X34GMB	37.11
1 1/2 x 1/2"	112X12GMB	37.11
1 1/2 x 1/4"	112X14GMB	47.74
2 x 1 1/2"	2X112GMB	37.29
2 x 1 1/4"	2X114GMB	43.24
2 x 1"	2X1GMB	43.24
2 x 3/4"	2X34GMB	43.24
2 x 1/2"	2X12GMB	46.51
2 1/2 x 2"	212X2GMB	62.05
2 1/2 x 1 1/2"	212X112GMB	70.87
2 1/2 x 1 1/4"	212X114GMB	78.74
2 1/2 x 1"	212X1GMB	78.74
2 1/2 x 1/2"	212X12GMB	78.74
3 x 2 1/2"	3X212GMB	86.70
3 x 2"	3X2GMB	80.78
3 x 1 1/2"	3X112GMB	93.48
3 x 1"	3X1GMB	103.88
3 x 3/4"	3X34GMB	103.88
3 1/2 x 3"	312X3GMB	184.45
3 1/2 x 2"	312X2GMB	184.45
4 x 3"	4X3GMB	169.58
4 x 2 1/2"	4X212GMB	217.67
4 x 2"	4X2GMB	169.58
4 x 1 1/2"	4X112GMB	217.67
4 x 1"	4X1GMB	217.67
5 x 4"	5X4GMB	359.40
6 x 4"	6X4GMB	392.76
6 x 3"	6X3GMB	416.32

Malleable Fittings - Class 150 ⁽⁰³⁾

wardfittings.com



Flush Bushings

SIZE	STOCK NO	EACH
Black		
1/4 x 1/8"	14X18BMFB	1.05
1/2 x 3/8"	12X38BMFB	2.01
1/2 x 1/4"	12X14BMFB	2.01
3/4 x 1/2"	34X12BMFB	2.97
3/4 x 1/4"	34X14BMFB	2.97
1 x 3/4"	1X34BMFB	28.61
3 x 2"	3X2BMFB	121.25
4 x 3"	4X3BMFB	230.72
4 x 2 1/2"	4X212BMFB	210.55
Galvanized		
2 x 1 1/2"	2X112GMFB	112.74



Cap

SIZE	STOCK NO	EACH
Black		
1/8"	18BMCAP	2.00
1/4"	14BMCAP	8.46
3/8"	38BMCAP	7.07
1/2"	12BMCAP	6.42
3/4"	34BMCAP	8.70
1"	1BMCAP	10.54
1 1/4"	114BMCAP	13.88
1 1/2"	112BMCAP	19.07
2"	2BMCAP	27.81
2 1/2"	212BMCAP	63.35
3"	3BMCAP	94.14
3 1/2"	312BMCAP	211.71
4"	4BMCAP	161.42
5"	5BMCAP	381.68
6"	6BMCAP	634.33
Galvanized		
1/8"	18GMCAP	2.11
1/4"	14GMCAP	11.49
3/8"	38GMCAP	11.49
1/2"	12GMCAP	9.48
3/4"	34GMCAP	13.12
1"	1GMCAP	16.25
1 1/4"	114GMCAP	21.41
1 1/2"	112GMCAP	27.44
2"	2GMCAP	38.43
2 1/2"	212GMCAP	111.61
3"	3GMCAP	135.25
4"	4GMCAP	298.83



Countersunk Plugs

SIZE	STOCK NO	EACH
Black Steel		
1/8"	18BSCP	.29
1/4"	14BSCP	.38
3/8"	38BSCP	.52
1/2"	12BSCP	.88
Black Malleable		
3/4"	34BMCP	1.40
1"	1BMCP	20.47
1 1/4"	114BMCP	21.41
1 1/4"	112BMCP	25.61
2"	2BMCP	37.82
2 1/2"	212BMCP	59.76
3"	3BMCP	97.62
4"	4BMCP	263.08



Cored Plug

SIZE	STOCK NO	EACH
Black		
1/2"	12BMP	4.72
3/4"	34BMP	5.92
1"	1BMP	5.92
1 1/4"	114BMP	9.45
1 1/2"	112BMP	13.37
2"	2BMP	15.63
2 1/2"	212BMP	38.07
3"	3BMP	44.09
4"	4BMP	90.83
5"	5BMP	170.75
6"	6BMP	222.87
Galvanized		
1/2"	12GMP	1.80
3/4"	34GMP	12.71
1"	1GMP	12.71
1 1/4"	114GMP	21.19
1 1/2"	112GMP	28.60
2"	2GMP	35.52
2 1/2"	212GMP	75.06
3"	3GMP	96.12
4"	4GMP	186.40



Solid Square Head Plug - Steel

SIZE	STOCK NO	EACH
Black		
1/8"	18BSP	.33
1/4"	14BSP	.50
3/8"	38BSP	.76
1/2"	12BSP	1.54
3/4"	34BSP	2.39
Galvanized		
1/8"	18GSP	.36
1/4"	14GSP	.58
3/8"	38GSP	.86



Magnetic Square Head Plug - Steel

SIZE	STOCK NO	EACH
3/4"	34MSP	9.71

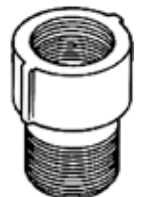
Solid Square Head Plug - Cast Iron

SIZE	STOCK NO	EACH
1/2"	12CIP	4.73
3/4"	34CIP	14.27
1"	1CIP	15.20
1 1/4"	114CIP	17.50
1 1/2"	112CIP	24.81
2"	2CIP	32.02



Lock Nut

SIZE	STOCK NO	EACH
Black		
1/4"	14BMLN	8.19
1/2"	12BMLN	9.10
3/4"	34BMLN	9.91
1"	1BMLN	18.99
1 1/4"	114BMLN	15.61
1 1/2"	112BMLN	21.92
Galvanized		
1/2"	12GMLN	10.74
3/4"	34GMLN	12.59
1"	1GMLN	22.90
2"	2GMLN	50.22

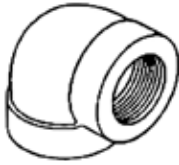


Extension Piece

SIZE	STOCK NO	EACH
1/2"	12GMEP	31.58
3/4"	34GMEP	47.24
1"	1GMEP	59.22

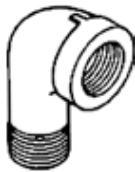
Malleable Fittings - Class 300 (03)

wardfittings.com



90° Elbow

SIZE	STOCK NO	EACH
1/4"	14BM300L	32.18
3/8"	38BM300L	28.59
1/2"	12BM300L	38.72
3/4"	34BM300L	41.91
1"	1BM300L	53.51
1 1/4"	114BM300L	78.10
1 1/2"	112BM300L	92.09
2"	2BM300L	132.48
2 1/2"	212BM300L	308.80
3"	3BM300L	394.27
4"	4BM300L	918.90



90° Street Elbow

SIZE	STOCK NO	EACH
1/4"	14BM300SL	38.12
1/2"	12BM300SL	49.81
3/4"	34BM300SL	70.75
1"	1BM300SL	82.96
1 1/2"	112BM300SL	140.99
2"	2BM300SL	219.43



45° Elbow

SIZE	STOCK NO	EACH
3/8"	38BM30045L	47.92
1/2"	12BM30045L	53.33
3/4"	34BM30045L	59.33
1"	1BM30045L	65.57
1 1/4"	114BM30045L	105.18
1 1/2"	112BM30045L	137.07
2"	2BM30045L	207.14



Tee

SIZE	STOCK NO	EACH
1/4"	14BM300T	40.56
3/8"	38BM300T	42.91
1/2"	12BM300T	54.67
3/4"	34BM300T	59.00
1"	1BM300T	70.99
1 1/4"	114BM300T	101.75
1 1/2"	112BM300T	118.63
2"	2BM300T	175.13
2 1/2"	212BM300T	401.01
3"	3BM300T	606.79

Reducing Tee

1/2 x 1/4"	12X14BM300T	58.39
1 x 1/2"	1X12BM300T	106.54



Cross

Class 300

SIZE	STOCK NO	EACH
1"	1BM300X	195.84
1 1/2"	112BM300X	342.63

Reducer

SIZE	STOCK NO	EACH
1/2 x 1/4"	12X14BM300R	46.22
1/2 x 3/8"	12X38BM300R	46.22
3/4 x 3/8"	34X38BM300R	62.12
3/4 x 1/2"	34X12BM300R	47.25
1 x 1/2"	1X12BM300R	57.60
1 x 3/4"	1X34BM300R	56.46
1 1/4 x 1/2"	114X12BM300R	116.95
1 1/4 x 3/4"	114X34BM300R	77.11
1 1/4 x 1"	114X1BM300R	74.34
1 1/2 x 3/4"	112X34BM300R	105.73
1 1/2 x 1"	112X1BM300R	101.79
1 1/2 x 1 1/4"	112X114BM300R	115.78
2 x 1"	2X1BM300R	147.64
2 x 1 1/4"	2X114BM300R	180.50
2 x 1 1/2"	2X112BM300R	131.65
2 1/2 x 2"	212X2BM300R	268.50



Cap

SIZE	STOCK NO	EACH
1/4"	14BM300CAP	29.79
3/8"	38BM300CAP	29.79
1/2"	12BM300CAP	29.53
3/4"	34BM300CAP	37.28
1"	1BM300CAP	48.89
1 1/4"	114BM300CAP	54.16
1 1/2"	112BM300CAP	79.12
2"	2BM300CAP	109.97



300# and AAR Brass Seat Unions

SIZE	STOCK NO	EACH
Black Class 300		
1/4"	14BM300U	69.49
3/8"	38BM300U	70.33
1/2"	12BM300U	56.89
3/4"	34BM300U	63.02
1"	1BM300U	82.25
1 1/4"	114BM300U	134.13
1 1/2"	112BM300U	140.48
2"	2BM300U	174.02
2 1/2"	212BM300U	561.02
3"	3BM300U	725.80
4"	4BM300U	1548.11
Galvanized Class 300		
3/4"	34GM300U	98.99
1"	1GM300U	131.33
1 1/2"	112GM300U	220.51
2"	2GM300U	264.68

Reserved

Standard Galvanized Steel Nipples ⁽⁴⁸⁾

wardmanufacturing.com



1/8" IPS

LENGTH	STOCK NO	EACH
Close	18XCGN	6.82
1 1/2"	18X112GN	9.53
2"	18X2GN	9.53
2 1/2"	18X212GN	12.58
3"	18X3GN	12.58
3 1/2"	18X312GN	14.82
4"	18X4GN	14.82
4 1/2"	18X412GN	23.54
5 1/2"	18X512GN	26.38
6"	18X6GN	26.38

1/4" IPS

LENGTH	STOCK NO	EACH
Close	14XCGN	7.36
1 1/2"	14X112GN	8.64
2"	14X2GN	8.64
2 1/2"	14X212GN	11.22
3"	14X3GN	11.22
3 1/2"	14X312GN	13.50
4"	14X4GN	13.50
4 1/2"	14X412GN	18.35
5"	14X5GN	18.35
5 1/2"	14X512GN	20.59
6"	14X6GN	20.59

3/8" IPS

LENGTH	STOCK NO	EACH
Close	38XCGN	8.00
1 1/2"	38X112GN	9.16
2"	38X2GN	9.16
2 1/2"	38X212GN	12.31
3"	38X3GN	12.31
3 1/2"	38X312GN	14.51
4"	38X4GN	14.51
4 1/2"	38X412GN	20.04
5"	38X5GN	20.04
5 1/2"	38X512GN	22.26
6"	38X6GN	22.26

1/2" IPS

LENGTH	STOCK NO	EACH
Close	12XCGN	6.59
1 1/2"	12X112GN	6.82
2"	12X2GN	6.82
2 1/2"	12X212GN	8.11
3"	12X3GN	8.11
3 1/2"	12X312GN	9.93
4"	12X4GN	9.93
4 1/2"	12X412GN	11.91
5"	12X5GN	11.91
5 1/2"	12X512GN	13.61
6"	12X6GN	13.61
7"	12X7GN	23.71
8"	12X8GN	23.71
9"	12X9GN	28.29
10"	12X10GN	28.29
11"	12X11GN	32.08
12"	12X12GN	32.08

3/4" IPS

LENGTH	STOCK NO	EACH
Close	34XCGN	7.83
1 1/2"	34X112GN	8.48
2"	34X2GN	8.48
2 1/2"	34X212GN	9.41
3"	34X3GN	9.41
3 1/2"	34X312GN	12.31
4"	34X4GN	12.31
4 1/2"	34X412GN	14.51
5"	34X5GN	14.51
5 1/2"	34X512GN	17.58
6"	34X6GN	17.58
7"	34X7GN	30.39
8"	34X8GN	30.39
9"	34X9GN	33.69
10"	34X10GN	33.69
11"	34X11GN	37.84
12"	34X12GN	37.84

1" IPS

LENGTH	STOCK NO	EACH
Close	1XCGN	10.86
2"	1X2GN	12.71
2 1/2"	1X212GN	13.78
3"	1X3GN	13.78
3 1/2"	1X312GN	16.49
4"	1X4GN	16.49
4 1/2"	1X412GN	20.29
5"	1X5GN	20.29
5 1/2"	1X512GN	23.06
6"	1X6GN	23.06
7"	1X7GN	38.50
8"	1X8GN	38.50
9"	1X9GN	44.03
10"	1X10GN	44.03
12"	1X12GN	51.21

1 1/4" IPS

LENGTH	STOCK NO	EACH
Close	114XCGN	14.51
2"	114X2GN	15.72
2 1/2"	114X212GN	17.03
3"	114X3GN	17.03
3 1/2"	114X312GN	20.29
4"	114X4GN	20.29
4 1/2"	114X412GN	25.16
5"	114X5GN	25.16
5 1/2"	114X512GN	29.23
6"	114X6GN	29.23
7"	114X7GN	47.18
8"	114X8GN	47.18
9"	114X9GN	56.48
10"	114X10GN	56.48
11"	114X11GN	67.73
12"	114X12GN	67.73



(40)

Metal Nipple Tray

SIZE	STOCK NO	EACH
1/2"	12NITR	44.71
3/4"	34NITR	51.93
1"	1NITR	55.85

Standard Galvanized Steel Nipples ⁽⁴⁸⁾

wardmanufacturing.com



1 1/2" IPS

LENGTH	STOCK NO	EACH
Close	112XCGN	17.03
Butt.	112XBG	67.62
2"	112X2GN	18.19
2 1/2"	112X212GN	20.29
3"	112X3GN	20.29
3 1/2"	112X312GN	25.70
4"	112X4GN	25.70
4 1/2"	112X412GN	31.08
5"	112X5GN	31.08
5 1/2"	112X512GN	34.82
6"	112X6GN	34.82
7"	112X7GN	54.14
8"	112X8GN	54.14
9"	112X9GN	63.16
10"	112X10GN	63.16
11"	112X11GN	72.18
12"	112X12GN	72.18

2" IPS

LENGTH	STOCK NO	EACH
Close	2XCGN	23.85
Butt.	2XBG	95.10
2-1/2"	2X212GN	26.85
3"	2X3GN	26.85
3-1/2"	2X312GN	32.62
4"	2X4GN	32.62
4-1/2"	2X412GN	41.78
5"	2X5GN	41.78
5-1/2"	2X512GN	48.48
6"	2X6GN	48.48
7"	2X7GN	79.00
8"	2X8GN	79.00
10"	2X10GN	92.35
11"	2X11GN	105.98
12"	2X12GN	105.98

2 1/2" IPS

LENGTH	STOCK NO	EACH
Close	212XCGN	71.10
3"	212X3GN	73.87
3 1/2"	212X312GN	85.81
4"	212X4GN	85.81
4 1/2"	212X412GN	95.63
5"	212X5GN	95.63
5 1/2"	212X512GN	105.06
6"	212X6GN	105.06
8"	212X8GN	135.18
10"	212X10GN	154.05
12"	212X12GN	172.44

3" IPS

LENGTH	STOCK NO	EACH
Close	3XCGN	85.29
3"	3X3GN	97.06
3 1/2"	3X312GN	113.82
4"	3X4GN	113.82
4 1/2"	3X412GN	132.56
5"	3X5GN	132.56
5 1/2"	3X512GN	140.32
6"	3X6GN	140.32
7"	3X7GN	188.94
8"	3X8GN	188.94
9"	3X9GN	215.52
10"	3X10GN	215.52
11"	3X11GN	242.24
12"	3X12GN	242.24

3 1/2" IPS

LENGTH	STOCK NO	EACH
Close	312XCGN	150.28

4" IPS

LENGTH	STOCK NO	EACH
Close	4XCGN	127.74
4"	4X4GN	152.76
4 1/2"	4X412GN	171.22
5"	4X5GN	171.22
5 1/2"	4X512GN	189.33
6"	4X6GN	189.33
8"	4X8GN	225.87
10"	4X10GN	261.91
12"	4X12GN	298.08

6" IPS

LENGTH	STOCK NO	EACH
Close	6XCGN	687.82
6"	6X6GN	897.94
8"	6X8GN	1082.26
12"	6X12GN	1475.04

"Redi-Sixes"

Six pieces of each, close thru 6"

SIZE	STOCK NO	EACH
1/4"	14GN6P	1181.17
3/8"	38GN6P	1281.68
1/2"	12GN6P	790.50
3/4"	34GN6P	968.30
1"	1GN6P	1331.98
1 1/4"	114GN6P	1714.36
1 1/2"	112GN6P	2079.68
2"	2GN6P	2596.67

"Three-Pack"

Three pieces of each, close thru 6"

SIZE	STOCK NO	EACH
1/2"	12GN3P	418.69
3/4"	34GN3P	514.56
1"	1GN3P	668.39
1 1/4"	114GN3P	835.40
1 1/2"	112GN3P	1013.44
2"	2GN3P	1265.28

"One-Pack"

One piece of each, close thru 6"

SIZE	STOCK NO	EACH
1/2"	12GN1P	149.97
3/4"	34GN1P	183.65
1"	1GN1P	244.34
1 1/4"	114GN1P	319.79
1 1/2"	112GN1P	388.04
2"	2GN1P	484.51

Standard Black Steel Nipples (48)

wardmanufacturing.com



1/8" IPS

LENGTH	STOCK NO	EACH
Close	18XCBN	5.50
1 1/2"	18X112BN	6.66
2"	18X2BN	6.66
2 1/2"	18X212BN	7.83
3"	18X3BN	7.83
3 1/2"	18X312BN	9.41
4"	18X4BN	9.41
4 1/2"	18X412BN	17.81
5"	18X5BN	17.81
5 1/2"	18X512BN	19.65
6"	18X6BN	19.65

1/4" IPS

LENGTH	STOCK NO	EACH
Close	14XCBN	6.59
1 1/2"	14X112BN	6.97
2"	14X2BN	6.97
2 1/2"	14X212BN	9.03
3"	14X3BN	9.03
3 1/2"	14X312BN	10.37
4"	14X4BN	10.37
4 1/2"	14X412BN	15.72
5"	14X5BN	15.72
5 1/2"	14X512BN	18.59
6"	14X6BN	18.59

3/8" IPS

LENGTH	STOCK NO	EACH
Close	38XCBN	6.66
1 1/2"	38X112BN	7.61
2"	38X2BN	7.61
2 1/2"	38X212BN	9.82
3"	38X3BN	9.82
3 1/2"	38X312BN	11.53
4"	38X4BN	11.53
4 1/2"	38X412BN	16.49
5"	38X5BN	16.49
5 1/2"	38X512BN	18.35
6"	38X6BN	18.35

1/2" IPS

LENGTH	STOCK NO	EACH
Close	12XCBN	5.67
1 1/2"	12X112BN	5.67
2"	12X2BN	5.67
2 1/2"	12X212BN	6.66
3"	12X3BN	6.66
3 1/2"	12X312BN	8.11
4"	12X4BN	8.11
4 1/2"	12X412BN	9.41
5"	12X5BN	9.41
5 1/2"	12X512BN	10.48
6"	12X6BN	10.48
7"	12X7BN	18.85
8"	12X8BN	18.85
9"	12X9BN	22.81
10"	12X10BN	22.81
11"	12X11BN	27.03
12"	12X12BN	27.03
18"	12X18BN	42.20
24"	12X24BN	55.05
30"	12X30BN	64.46
36"	12X36BN	76.10
48"	12X48BN	96.13
60"	12X60BN	115.27

3/4" IPS

LENGTH	STOCK NO	EACH
Close	34XCBN	6.59
1 1/2"	34X112BN	6.97
2"	34X2BN	6.97
2 1/2"	34X212BN	7.83
3"	34X3BN	7.83
3 1/2"	34X312BN	9.82
4"	34X4BN	9.82
4 1/2"	34X412BN	12.31
5"	34X5BN	12.31
5 1/2"	34X512BN	13.88
6"	34X6BN	13.88
7"	34X7BN	23.19
8"	34X8BN	23.19
9"	34X9BN	26.85
10"	34X10BN	26.85
11"	34X11BN	29.99
12"	34X12BN	29.99
18"	34X18BN	52.02
24"	34X24BN	66.55
30"	34X30BN	77.96
36"	34X36BN	92.25
48"	34X48BN	122.89
60"	34X60BN	150.38

1" IPS

LENGTH	STOCK NO	EACH
Close	1XCBN	9.41
2"	1X2BN	10.37
2 1/2"	1X212BN	10.86
3"	1X3BN	10.86
3 1/2"	1X312BN	13.61
4"	1X4BN	13.61
4 1/2"	1X412BN	15.96
5"	1X5BN	15.96
5 1/2"	1X512BN	19.01
6"	1X6BN	19.01
7"	1X7BN	30.92
8"	1X8BN	30.92
9"	1X9BN	36.14
10"	1X10BN	36.14
11"	1X11BN	41.53
12"	1X12BN	41.53
18"	1X18BN	66.96
24"	1X24BN	87.51
30"	1X30BN	100.91
36"	1X36BN	121.70
48"	1X48BN	159.06
60"	1X60BN	200.19

1 1/4" IPS

LENGTH	STOCK NO	EACH
Close	114XCBN	11.91
2"	114X2BN	13.50
2 1/2"	114X212BN	14.42
3"	114X3BN	14.42
3 1/2"	114X312BN	17.03
4"	114X4BN	17.03
4 1/2"	114X412BN	20.29
5"	114X5BN	20.29
5 1/2"	114X512BN	24.15
6"	114X6BN	24.15
7"	114X7BN	38.91
8"	114X8BN	38.91
9"	114X9BN	46.65
10"	114X10BN	46.65
11"	114X11BN	52.81
12"	114X12BN	52.81
18"	114X18BN	85.15
24"	114X24BN	114.77
30"	114X30BN	135.45
36"	114X36BN	159.68
48"	114X48BN	211.57
60"	114X60BN	263.18

1 1/2" IPS

LENGTH	STOCK NO	EACH
Close	112XCBN	14.82
2"	112X2BN	15.96
2 1/2"	112X212BN	17.81
3"	112X3BN	17.81
3 1/2"	112X312BN	20.04
4"	112X4BN	20.04
4 1/2"	112X412BN	24.50
5"	112X5BN	24.50
5 1/2"	112X512BN	28.01
6"	112X6BN	28.01
7"	112X7BN	44.52
8"	112X8BN	44.52
9"	112X9BN	52.15
10"	112X10BN	52.15
11"	112X11BN	60.08
12"	112X12BN	60.08

2" IPS

LENGTH	STOCK NO	EACH
Close	2XCBN	20.17
2 1/2"	2X212BN	23.19
3"	2X3BN	23.19
3 1/2"	2X312BN	28.01
4"	2X4BN	28.01
4 1/2"	2X412BN	32.37
5"	2X5BN	32.37
5 1/2"	2X512BN	37.84
6"	2X6BN	37.84
7"	2X7BN	63.27
8"	2X8BN	63.27
9"	2X9BN	74.41
10"	2X10BN	74.41
11"	2X11BN	85.70
12"	2X12BN	85.70

Standard Black Steel Nipples ⁽⁴⁸⁾

wardmanufacturing.com



2 1/2"

LENGTH	STOCK NO	EACH
Close	212XCBN	63.16
3"	212X3BN	64.71
3 1/2"	212X312BN	76.10
4"	212X4BN	76.10
4 1/2"	212X412BN	83.61
5"	212X5BN	83.61
5 1/2"	212X512BN	87.27
6"	212X6BN	87.27
7"	212X7BN	110.94
8"	212X8BN	110.94
9"	212X9BN	124.71
10"	212X10BN	124.71
11"	212X11BN	138.63
12"	212X12BN	138.63

3"

LENGTH	STOCK NO	EACH
Close	3XCBN	74.94
3"	3X3BN	81.49
3 1/2"	3X312BN	96.54
4"	3X4BN	96.54
4 1/2"	3X412BN	106.39
5"	3X5BN	106.39
5 1/2"	3X512BN	115.67
6"	3X6BN	115.67
7"	3X7BN	156.02
8"	3X8BN	156.02
9"	3X9BN	175.31
10"	3X10BN	175.31
11"	3X11BN	194.41
12"	3X12BN	194.41

3 1/2"

LENGTH	STOCK NO	EACH
4"	312X4BN	142.69
6"	312X6BN	184.77

4"

LENGTH	STOCK NO	EACH
Close	4XCBN	112.92
4"	4X4BN	130.62
4 1/2"	4X412BN	149.11
5"	4X5BN	149.11
5 1/2"	4X512BN	159.41
6"	4X6BN	159.41
7"	4X7BN	184.04
8"	4X8BN	184.04
9"	4X9BN	209.63
10"	4X10BN	209.63
11"	4X11BN	245.63
12"	4X12BN	245.63

5"

LENGTH	STOCK NO	EACH
4 1/2"	5X412BN	358.83
5"	5X5BN	358.83
6"	5X6BN	393.59

6"

LENGTH	STOCK NO	EACH
Close	6XCBN	344.06
4 1/2"	6X412BN	404.83
5"	6X5BN	404.83
6"	6X6BN	448.99
8"	6X8BN	541.09
10"	6X10BN	626.61
12"	6X12BN	737.71

"Redi-Sixes"

Six pieces of each, close thru 6"

SIZE	STOCK NO	EACH
1/4"	14BN6P	995.54
3/8"	38BN6P	1045.31
1/2"	12BN6P	737.67
3/4"	34BN6P	901.76
1"	1BN6P	1078.73
1 1/4"	114BN6P	1395.40
1 1/2"	112BN6P	1700.01
2"	2BN6P	2106.66

"Three-Pack"

Three pieces of each, close thru 6"

SIZE	STOCK NO	EACH
1/2"	12BN3P	337.73
3/4"	34BN3P	411.94
1"	1BN3P	541.36
1 1/4"	114BN3P	680.27
1 1/2"	112BN3P	828.05
2"	2BN3P	1026.91

"One-Pack"

One piece of each, close thru 6"

SIZE	STOCK NO	EACH
1/2"	12BN1P	120.92
3/4"	34BN1P	146.99
1"	1BN1P	197.70
1 1/4"	114BN1P	260.35
1 1/2"	112BN1P	317.31
2"	2BN1P	393.03

Extra Heavy Black Steel Nipples ⁽⁴⁸⁾

wardmanufacturing.com



1/8"

LENGTH	STOCK NO	EACH
Close	18XCBXHN	4.62
1 1/2"	18X112BXHN	5.30
2"	18X2BXHN	5.30
2 1/2"	18X212BXHN	6.11
3"	18X3BXHN	6.11
4"	18X4BXHN	7.96
4 1/2"	18X412BXHN	14.44
6"	18X6BXHN	15.70

1/4"

LENGTH	STOCK NO	EACH
Close	14XCBXHN	9.93
1 1/2"	14X112BXHN	11.64
2"	14X2BXHN	11.64
2 1/2"	14X212BXHN	15.18
3"	14X3BXHN	15.18
3 1/2"	14X312BXHN	16.49
4"	14X4BXHN	16.49
4 1/2"	14X412BXHN	26.10
5"	14X5BXHN	26.10
5 1/2"	14X512BXHN	29.61
6"	14X6BXHN	29.61

3/8"

LENGTH	STOCK NO	EACH
Close	38XCBXHN	10.22
1 1/2"	38X112BXHN	12.98
2"	38X2BXHN	12.98
2 1/2"	38X212BXHN	15.29
3"	38X3BXHN	15.29
3 1/2"	38X312BXHN	18.19
4"	38X4BXHN	18.19
4 1/2"	38X412BXHN	26.10
5"	38X5BXHN	26.10
5 1/2"	38X512BXHN	29.72
6"	38X6BXHN	29.72

1/2"

LENGTH	STOCK NO	EACH
Close	12XCBXHN	9.41
1 1/2"	12X112BXHN	9.41
2"	12X2BXHN	9.41
2 1/2"	12X212BXHN	11.38
3"	12X3BXHN	11.38
3 1/2"	12X312BXHN	13.61
4"	12X4BXHN	13.61
4 1/2"	12X412BXHN	15.50
5"	12X5BXHN	15.50
5 1/2"	12X512BXHN	17.58
6"	12X6BXHN	17.58

3/4"

LENGTH	STOCK NO	EACH
Close	34XCBXHN	10.86
1 1/2"	34X112BXHN	10.86
2"	34X2BXHN	10.86
2 1/2"	34X212BXHN	13.10
3"	34X3BXHN	13.10
3 1/2"	34X312BXHN	15.50
4"	34X4BXHN	15.50
4 1/2"	34X412BXHN	19.25
5"	34X5BXHN	19.25
5 1/2"	34X512BXHN	22.81
6"	34X6BXHN	22.81

1"

LENGTH	STOCK NO	EACH
Close	1XCBXHN	15.96
2"	1X2BXHN	17.96
2 1/2"	1X212BXHN	18.59
3"	1X3BXHN	18.59
3 1/2"	1X312BXHN	22.15
4"	1X4BXHN	22.15
4 1/2"	1X412BXHN	26.50
5"	1X5BXHN	26.50
5 1/2"	1X512BXHN	31.30
6"	1X6BXHN	31.30
8"	1X8BXHN	52.81

1 1/4"

LENGTH	STOCK NO	EACH
Close	114XCBXHN	19.65
2"	114X2BXHN	21.09
2 1/2"	114X212BXHN	23.19
3"	114X3BXHN	23.19
3 1/2"	114X312BXHN	28.95
4"	114X4BXHN	28.95
4 1/2"	114X412BXHN	35.62
5"	114X5BXHN	35.62
5 1/2"	114X512BXHN	40.11
6"	114X6BXHN	40.11

1 1/2"

LENGTH	STOCK NO	EACH
Close	112XCBXHN	24.66
2"	112X2BXHN	26.60
2 1/2"	112X212BXHN	28.70
3"	112X3BXHN	28.70
3 1/2"	112X312BXHN	34.61
4"	112X4BXHN	34.61
4 1/2"	112X412BXHN	40.21
5"	112X5BXHN	40.21
5 1/2"	112X512BXHN	46.12
6"	112X6BXHN	46.12

2"

LENGTH	STOCK NO	EACH
Close	2XCBXHN	33.69
2 1/2"	2X212BXHN	37.98
3"	2X3BXHN	37.98
3 1/2"	2X312BXHN	43.58
4"	2X4BXHN	43.58
4 1/2"	2X412BXHN	53.96
5"	2X5BXHN	53.96
5 1/2"	2X512BXHN	62.25
6"	2X6BXHN	62.25

2 1/2"

LENGTH	STOCK NO	EACH
Close	212XCBXHN	103.09
3"	212X3BXHN	107.44
3 1/2"	212X312BXHN	125.27
4"	212X4BXHN	125.27
4 1/2"	212X412BXHN	142.13
5"	212X5BXHN	142.13
5 1/2"	212X512BXHN	154.98
6"	212X6BXHN	154.98

3"

LENGTH	STOCK NO	EACH
Close	3XCBXHN	125.92
3"	3X3BXHN	140.07
3 1/2"	3X312BXHN	163.37
4"	3X4BXHN	163.37
4 1/2"	3X412BXHN	179.25
5"	3X5BXHN	179.25
5 1/2"	3X512BXHN	195.73
6"	3X6BXHN	195.73

"Six-Pack"

Six pieces of each, close thru 6"

SIZE	STOCK NO	EACH
1/2"	12BXHN6P	1123.26
3/4"	34BXHN6P	1273.15
1"	1BXHN6P	1806.84
1 1/4"	114BXHN6P	2406.15
1 1/2"	112BXHN6P	2843.23
2"	2BXHN6P	3487.30

"Three-Pack"

Three pieces of each, close thru 6"

SIZE	STOCK NO	EACH
1/2"	12BXHN3P	563.23
3/4"	34BXHN3P	678.71
1"	1BXHN3P	902.74
1 1/4"	114BXHN3P	1158.09
1 1/2"	112BXHN3P	1369.34
2"	2BXHN3P	1680.79

Extra Heavy Black Steel A106 Seamless Nipples ⁽⁴⁸⁾

wardmanufacturing.com



1/8"

LENGTH	STOCK NO	EACH
Close	18XCBXHSN	12.01
2"	18X2BXHSN	13.70
3"	18X3BXHSN	11.46
4"	18X4BXHSN	13.90
5"	18X5BXHSN	29.85
6"	18X6BXHSN	23.82

1/4"

LENGTH	STOCK NO	EACH
Close	14XCBXHSN	14.13
1 1/2"	14X112BXHSN	14.46
2"	14X2BXHSN	15.98
2 1/2"	14X212BXHSN	17.41
3"	14X3BXHSN	19.36
3 1/2"	14X312BXHSN	21.51
4"	14X4BXHSN	23.82
4 1/2"	14X412BXHSN	25.91
5"	14X5BXHSN	36.74
5 1/2"	14X512BXHSN	38.77
6"	14X6BXHSN	41.38

3/8"

LENGTH	STOCK NO	EACH
Close	38XCBXHSN	15.27
1 1/2"	38X112BXHSN	15.93
2"	38X2BXHSN	17.41
2 1/2"	38X212BXHSN	19.56
3"	38X3BXHSN	21.99
3 1/2"	38X312BXHSN	24.19
4"	38X4BXHSN	26.33
4 1/2"	38X412BXHSN	28.94
5"	38X5BXHSN	38.58
5 1/2"	38X512BXHSN	41.22
6"	38X6BXHSN	43.90

1/2"

LENGTH	STOCK NO	EACH
Close	12XCBXHSN	7.78
1 1/2"	12X112BXHSN	8.28
2"	12X2BXHSN	9.11
2 1/2"	12X212BXHSN	10.06
3"	12X3BXHSN	11.08
3 1/2"	12X312BXHSN	12.56
4"	12X4BXHSN	13.83
4 1/2"	12X412BXHSN	15.19
5"	12X5BXHSN	17.52
5 1/2"	12X512BXHSN	19.06
6"	12X6BXHSN	20.62

3/4"

LENGTH	STOCK NO	EACH
Close	34XCBXHSN	8.79
1 1/2"	34X112BXHSN	9.39
2"	34X2BXHSN	9.84
2 1/2"	34X212BXHSN	11.13
3"	34X3BXHSN	12.38
3 1/2"	34X312BXHSN	14.11
4"	34X4BXHSN	15.48
4 1/2"	34X412BXHSN	16.90
5"	34X5BXHSN	19.31
5 1/2"	34X512BXHSN	20.72
6"	34X6BXHSN	22.27

1"

LENGTH	STOCK NO	EACH
Close	1XCBXHSN	12.41
2"	1X2BXHSN	13.18
2 1/2"	1X212BXHSN	14.11
3"	1X3BXHSN	16.50
3 1/2"	1X312BXHSN	18.29
4"	1X4BXHSN	20.43
4 1/2"	1X412BXHSN	22.24
5"	1X5BXHSN	25.73
5 1/2"	1X512BXHSN	27.54
6"	1X6BXHSN	29.39

1 1/4"

LENGTH	STOCK NO	EACH
Close	114XCBXHSN	15.60
2"	114X2BXHSN	16.20
2 1/2"	114X212BXHSN	17.85
3"	114X3BXHSN	20.73
3 1/2"	114X312BXHSN	22.65
4"	114X4BXHSN	25.34
4 1/2"	114X412BXHSN	27.56
5"	114X5BXHSN	31.96
5 1/2"	114X512BXHSN	34.38
6"	114X6BXHSN	36.74

1 1/2"

LENGTH	STOCK NO	EACH
Close	112XCBXHSN	18.77
2"	112X2BXHSN	19.84
2 1/2"	112X212BXHSN	21.57
3"	112X3BXHSN	24.84
3 1/2"	112X312BXHSN	27.10
4"	112X4BXHSN	30.33
4 1/2"	112X412BXHSN	33.17
5"	112X5BXHSN	38.34
5 1/2"	112X512BXHSN	40.78
6"	112X6BXHSN	43.12

2"

LENGTH	STOCK NO	EACH
Close	2XCBXHSN	22.27
2 1/2"	2X212BXHSN	25.00
3"	2X3BXHSN	29.08
3 1/2"	2X312BXHSN	31.28
4"	2X4BXHSN	34.92
4 1/2"	2X412BXHSN	37.66
5"	2X5BXHSN	44.12
5 1/2"	2X512BXHSN	47.62
6"	2X6BXHSN	50.37
8"	2X8BXHSN	79.52

2 1/2"

LENGTH	STOCK NO	EACH
Close	212XCBXHSN	74.02
3"	212X3BXHSN	77.52
3 1/2"	212X312BXHSN	83.47
4"	212X4BXHSN	86.57
4 1/2"	212X412BXHSN	91.25
5"	212X5BXHSN	97.44
6"	212X6BXHSN	106.70

3"

LENGTH	STOCK NO	EACH
Close	3XCBXHSN	93.36
3"	3X3BXHSN	98.72
3 1/2"	3X312BXHSN	105.47
4"	3X4BXHSN	111.65
4 1/2"	3X412BXHSN	117.83
5"	3X5BXHSN	126.06
5 1/2"	3X512BXHSN	132.43
6"	3X6BXHSN	138.55

Wardflex Tubing & Fittings ^(18e)

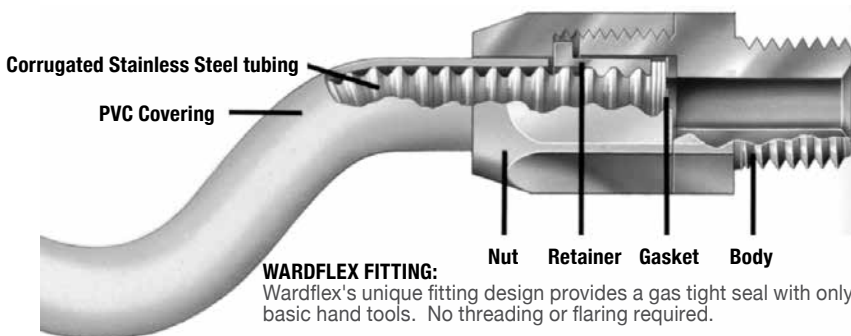
Alternative to Steel Pipe

wardflex.com

PLEASE NOTE:

Ward Manufacturing requires that installation of this product be performed only by installers who have been properly trained by Ward Manufacturing and who have been issued a Certificate of Training from Ward Mfg. Accordingly, Goodin Company offers this product for sale only to customers who have been certified to us by Ward Mfg as qualified to install this product.

Continuous flexible annular stainless steel gas piping system. Eliminates the majority of connections for faster installation and less chance of leakage.



50' Coils Yellow Tubing

Sold per each coil.

SIZE	STOCK NO	COIL
1/2"	WF12X50TU	188.37
3/4"	WF34X50TU	245.85
1"	WF1X50TU	350.58
1 1/4"	WF114X50TU	438.70
1 1/2"	WF112X50TU	774.35

100' Coils Yellow Tubing

Sold per each coil.

SIZE	STOCK NO	COIL
3/8"	WF38X100TU	337.18
1/2"	WF12X100TU	376.75
3/4"	WF34X100TU	491.72
1"	WF1X100TU	701.15
1 1/4"	WF114X100TU	877.41
1 1/2"	WF112X100TU	1540.26

150' Coils Yellow Tubing

Sold per each coil.

SIZE	STOCK NO	COIL
1 1/2"	WF112X150TU	2310.42

180' Coils Yellow Tubing

Sold per each coil.

SIZE	STOCK NO	COIL
3/4"	WF34X180TU	885.07
1"	WF1X180TU	1262.11

250' Coils Yellow Tubing

Sold per each coil.

SIZE	STOCK NO	COIL
1/2"	WF12X250TU	941.27

Wardflex II Stainless Steel Tubing



50' Coils Black Tubing

Sold per each coil.

SIZE	STOCK NO	COIL
1/2"	WFII12X50TU	226.80
3/4"	WFII34X50TU	295.16
1"	WFII1X50TU	421.66
1 1/4"	WFII114X50TU	527.29

100' Coils Black Tubing

Sold per each coil.

SIZE	STOCK NO	COIL
1/2"	WFII12X100TU	412.67
3/4"	WFII34X100TU	537.12
1"	WFII1X100TU	766.38
1 1/4"	WFII114X100TU	958.79

250' Coils Black Tubing

Sold per each coil.

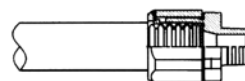
SIZE	STOCK NO	COIL
1/2"	WFII12X250TU	1031.66
3/4"	WFII34X250TU	1342.79

WARDFLEX™



Mechanical Coupling (WFC)

SIZE	STOCK NO	EACH
3/8"	WF38C	25.35
1/2"	WF12C	28.85
3/4"	WF34C	39.70
1"	WF1C	64.06
1 1/4"	WF114C	136.51
1 1/2"	WF112C	285.67
2"	WF2C	488.10



Joint fitting (WFMJ)

SIZE	STOCK NO	EACH
3/8"	WF38MJ	14.54
1/2"	WF12MJ	15.67
3/4"	WF34MJ	21.37
1"	WF1MJ	35.47
1 1/4"	WF114MJ	73.29
1 1/2"	WF112MJ	150.75
2"	WF2MJ	256.91



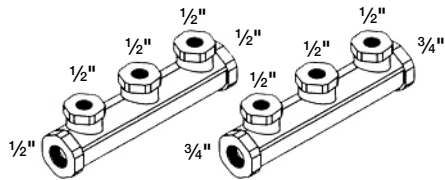
Termination Fittings

SIZE	STOCK NO	EACH
Outdoor (WF_OTF)		
3/8"	WF38OTF	24.90
1/2"	WF12OTF	26.60
3/4"	WF34OTF	31.38
1"	WF1OTF	43.47
Indoor (WF_ITF)		
1/2"	WF12ITF	22.37
3/4"	WF34ITF	23.50

O-Ring for Outdoor Termination Kit (WFOR)

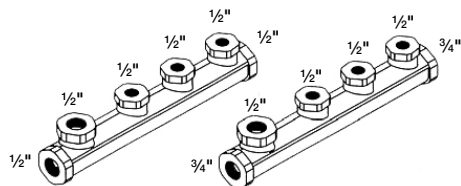


SIZE	STOCK NO	EACH
3/8"	WF38ORI	2.61
1/2"	WF12ORI	2.61
3/4"	WF34ORI	3.24



3 Port Manifolds

LINE SIZE	STOCK NO	EACH
1/2"	WFDX3M	29.31
3/4"	WFEX3DM	31.60




4 Port Manifolds

LINE SIZE	STOCK NO	EACH
1/2"	WFDX4M	35.85
3/4"	WFEX4DM	35.85



Full Striker Plate

STOCK NO	EACH
WFFSP	4.85



Large Striker Plate

STOCK NO	EACH
WFLSP	21.38




Half Striker Plate

STOCK NO	EACH
WFHSP	2.32



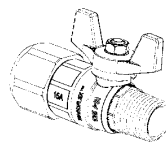
Quarter Striker Plate

STOCK NO	EACH
WFQSP	1.18



Flush Mount Gas Valve Kit

STOCK NO	EACH
WF1WFFMKIT	62.55



Valve Assembly

SIZE	STOCK NO	EACH
3/4"	WF34V	43.76
1/2"	WF12V	34.60

Male Mechanical Joint Tee

SIZE	STOCK NO	EACH
1/2" x 1/2" x 1/2"	WF12MJT	48.47
3/4" x 3/4" x 3/4"	WF34MJT	60.10
3/4" x 3/4" x 1/2"	WF34X12MJT	60.22

Female Mechanical Joint Fitting

SIZE	STOCK NO	EACH
1/2" x 1/2"	WF12MJF	16.57
3/4" x 3/4"	WF34MJF	22.56
1" x 1"	WF1MJF	33.03

#800 Bonding Clamp

SIZE	STOCK NO	EACH
3/8" - 1"	WF38X1BC	8.26



Appliance Stub Out

SIZE	STOCK NO	EACH
1/2"	WF12ASO	17.57



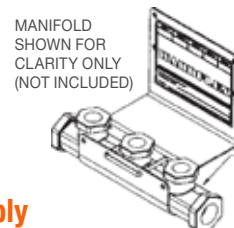
Stripwound Metal Conduit

SIZE	STOCK NO	EACH
1/2" x 12"	WF12X12HO	2.88
3/4" x 12"	WF34X12HO	4.57
1" x 12"	WF1X12HO	5.45



Tube Cutter

SIZE	STOCK NO	EACH
Black & Yellow #658		
3/8" - 1 1/4"	WF10AX32A	113.40
Replacement Wheel #659		
3/8" - 1 1/4"	WFW10AX32A	36.47



MANIFOLD SHOWN FOR CLARITY ONLY (NOT INCLUDED)

Manifold Bracket Assembly

STOCK NO	EACH
WF1WFMBRKA	12.16



Mechanical Joint Gasket

SIZE	STOCK NO	EACH
1"	WF1MJG	2.61



Residential Gas Connector with Valve

3/8" MIP X 1/2" FIP (Ball)

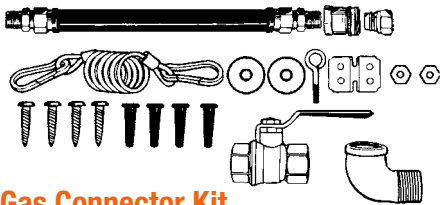
LGTH	STOCK NO	EACH
12"	DOGACO	27.73



BP Series Commercial Gas Connector

Stainless steel corrugated hose, encased in stainless steel braid, covered with a thick Supr-Flex™ (plastic) coating.

SIZE	STOCK NO	EACH
1/2 x 36"	DO1650BP36	156.40
1/2 x 48"	DO1650BP48	176.55
3/4 x 36"	DO1675BP36	212.10
3/4 x 48"	DO1675BP48	244.11
1 x 36"	DO16100BP36	238.15
1 x 48"	DO16100BP48	279.68



Gas Connector Kit

- Contains:
- BPQ Series Stainless Steel Gas Connector with Push-to-Connect Quick Disconnect Coupling
 - Coiled restraining device with installation hardware and instructions
 - Full port gas ball valve
 - 90° Street elbow

HOSE SIZE	STOCK NO	EACH
1/2 x 36"	DO1650K36	270.19
1/2 x 48"	DO1650K48	283.22
3/4 x 36"	DO1675K36	359.05
3/4 x 48"	DO1675K48	386.28
1 x 36"	DO16100K36	444.35
1 x 48"	DO16100K48	485.83



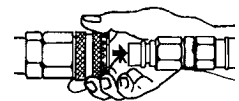
Uncoated Stainless Steel Corrugated Gas Appliance Connectors

Rated for Indoor & Outdoor use

1/2" I.D. (5/8" O.D.) w/Fittings

LGTH	STOCK NO	EACH
1/2" FIP x 1/2" MIP		
(•) 24"	DO30313224	21.77
(•) 36"	DO30313236	24.85
48"	DO30313248	31.69
3/4" FIP x 3/4" MIP		
(•) 18"	DO30414218	19.02
(•) 24"	DO30414224	21.77
(•) 36"	DO30414236	24.85
48"	DO30414248	31.69

(•)-Approved for use with Radiant Tube Heating Appliances when installed according to manufacturers instructions.



Type A Push-to-Connect Coupling

- "Push to connect" with one hand, gas flow begins as soon as components are joined
- Push or pull operating ring, coupling separates and gas flow shuts off
- Thermal shut off at temperatures above 350°

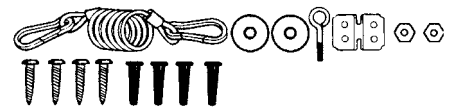
SIZE	STOCK NO	EACH
1/2"	DOA50	103.91
3/4"	DOA75	126.36
1"	DOA100	171.18



Supr-Swivel™ Coupling

- Relieves multiple plane stresses.
- 230° rotational and 360° spherical movement
- Enhances flow over simple 90° fitting
- Increases usable aisle work space by decreasing space behind equipment

SIZE	STOCK NO	EACH
3/4"	DOS75	160.27



Coiled Restraining Device

Includes commercial mounting hardware

LGTH	STOCK NO	EACH
36"	DORDC36	39.16
48"	DORDC48	36.91

Reserved



Straight 90° Elbow

No 101

SIZE	STOCK NO	EACH
1/4"	14CIL	18.63
1/2"	12CIL	11.81
3/4"	34CIL	12.30
1"	1CIL	14.59
1 1/4"	114CIL	20.70
1 1/2"	112CIL	28.61
2"	2CIL	44.74
2 1/2"	212CIL	107.19
3"	3CIL	175.54
4"	4CIL	325.44
5"	5CIL	671.79
6"	6CIL	965.42

90° Elbow Reducing

No 102

SIZE	STOCK NO	EACH
3/4 x 1/2"	34X12CIL	24.85
1 x 3/4"	1X34CIL	20.75
1 1/4 x 1"	114X1CIL	26.12
1 1/4 x 3/4"	114X34CIL	29.79
1 1/4 x 1/2"	114X12CIL	29.29
1 1/2 x 1 1/4"	112X114CIL	52.76
1 1/2 x 1"	112X1CIL	48.24
1 1/2 x 3/4"	112X34CIL	48.24
2 x 1 1/2"	2X112CIL	70.59
2 x 1 1/4"	2X114CIL	75.48
2 x 1"	2X1CIL	70.59
2 x 3/4"	2X34CIL	70.59
2 1/2 x 2"	212X2CIL	142.58
2 1/2 x 1 1/4"	212X114CIL	164.64
2 1/2 x 1"	212X1CIL	164.64
3 x 2 1/2"	3X212CIL	269.15
3 x 2"	3X2CIL	247.97
3 x 1 1/2"	3X112CIL	269.15
4 x 3"	4X3CIL	459.23
4 x 2"	4X2CIL	459.23
6 x 4"	6X4CIL	1318.67



45° Elbow

No 120

SIZE	STOCK NO	EACH
1/2"	12CI45L	18.10
3/4"	34CI45L	18.20
1"	1CI45L	21.35
1 1/4"	114CI45L	28.69
1 1/2"	112CI45L	47.53
2"	2CI45L	54.83
2 1/2"	212CI45L	142.60
3"	3CI45L	225.86



Straight Tee

No 131

SIZE	STOCK NO	EACH
1/4"	14CIT	27.49
3/8"	38CIT	28.35
1/2"	12CIT	18.42
3/4"	34CIT	21.48
1"	1CIT	19.12
1 1/4"	114CIT	34.89
1 1/2"	112CIT	45.35
2"	2CIT	63.13
2 1/2"	212CIT	164.03
3"	3CIT	251.74
4"	4CIT	491.03
5"	5CIT	1265.37
6"	6CIT	1436.64

Reducing Tee

No 132

SIZE	STOCK NO	EACH
1/2 x 3/4"	12X34CIT	34.67
3/4 x 1"	34X1CIT	35.06
3/4 x 3/4 x 1/2"	34X12CIT	29.85
3/4 x 1/2 x 3/4"	34X12X34CIT	34.67
3/4 x 1/2 x 1/2"	34X12X12CIT	34.67
1 x 1 1/2"	1X112CIT	62.18
1 x 1 1/4"	1X114CIT	41.32
1 x 3/4"	1X34CIT	25.87
1 x 1/2"	1X12CIT	21.54
1 x 3/4 x 1"	1X34X1CIT	28.86
1 x 3/4 x 3/4"	1X34X34CIT	36.01
1 x 1/2 x 1"	1X12X1CIT	28.39
1 x 1/2 x 3/4"	1X12X34CIT	39.22
1 x 1/2 x 1/2"	1X12X12CIT	43.05
1 1/4 x 1 1/2"	114X112CIT	63.93
1 1/4 x 1"	114X1CIL	34.47
1 1/4 x 3/4"	114X34CIT	37.40
1 1/4 x 1/2"	114X12CIT	34.42
1 1/4 x 1 x 1 1/4"	114X1X114CIT	38.07
1 1/4 x 1 x 1"	114X1X1CIL	34.47
1 1/4 x 1 x 3/4"	114X1X34CIT	39.48
1 1/4 x 1 x 1/2"	114X1X12CIT	34.92
1 1/4 x 1/2 x 1 1/4"	114X12X114CIT	53.29
1 1/2 x 2"	112X2CIT	69.92
1 1/2 x 1 1/4"	112X114CIT	63.93
1 1/2 x 1"	112X1CIL	44.95
1 1/2 x 3/4"	112X34CIT	48.55
1 1/2 x 1/2"	112X12CIT	44.95
1 1/2 x 1 1/4 x 1 1/2"	112X114X112CIT	63.93
1 1/2 x 1 1/4 x 1 1/4"	112X114X114CIT	63.93
1 1/2 x 1 1/4 x 1"	112X114X1CIL	44.95
1 1/2 x 1 1/4 x 1/2"	112X114X12CIT	48.55
1 1/2 x 1 x 1 1/2"	112X1X112CIT	53.31
1 1/2 x 1 x 1 1/4"	112X1X114CIT	73.95
1 1/2 x 1 x 1"	112X1X1CIL	63.93
1 1/2 x 3/4 x 1 1/2"	112X34X112CIT	69.63
1 1/2 x 1/2 x 1 1/2"	112X12X112CIT	71.27
1 1/2 x 1/2 x 1 1/4"	112X12X114CIT	80.98

Reducing Tee - Continued

SIZE	STOCK NO	EACH
2 x 1 1/2"	2X112CIT	75.61
2 x 1 1/4"	2X114CIT	71.56
2 x 1"	2X1CIL	63.71
2 x 3/4"	2X34CIT	63.71
2 x 1/2"	2X12CIT	63.71
2 x 1 1/2 x 2"	2X112X2CIT	86.89
2 x 1 1/2 x 1 1/2"	2X112X112CIT	97.85
2 x 1 1/2 x 1 1/4"	2X112X114CIT	99.77
2 x 1 1/2 x 1"	2X112X1CIL	63.71
2 x 1 1/2 x 3/4"	2X112X34CIT	72.92
2 x 1 1/2 x 1/2"	2X112X12CIT	72.92
2 x 1 1/4 x 2"	2X114X2CIT	86.89
2 x 1 1/4 x 1 1/4"	2X114X114CIT	99.87
2 x 1 1/4 x 1"	2X114X1CIL	112.22
2 x 1 x 2"	2X1X2CIT	100.66
2 x 1 x 1"	2X1X1CIL	112.22
2 x 3/4 x 2"	2X34X2CIT	91.25
2 x 1/2 x 2"	2X12X2CIT	99.87
2 1/2 x 2"	212X2CIT	186.01
2 1/2 x 1"	212X1CIL	182.37
2 1/2 x 3/4"	212X34CIT	186.01
2 1/2 x 1 1/2"	212X12CIT	206.76
2 1/2 x 2 x 2 1/2"	212X2X212CIT	186.83
2 1/2 x 2 x 2"	212X2X2CIL	190.41
2 1/2 x 2 x 1 1/2"	212X2X112CIT	206.76
2 1/2 x 2 x 1 1/4"	212X2X114CIT	215.69
2 1/2 x 2 x 1"	212X2X1CIL	186.01
2 1/2 x 2 x 3/4"	212X2X34CIT	182.37
2 1/2 x 1 1/2 x 1 1/2"	212X112X112CIT	215.69
2 1/2 x 1 1/4 x 2 1/2"	212X114X212CIT	215.69
2 1/2 x 3/4 x 2 1/2"	212X34X212CIT	190.29
2 1/2 x 1 1/2 x 2 1/2"	212X12X212CIT	194.74
3 x 2 1/2"	3X212CIT	324.12
3 x 2"	3X2CIL	278.78
3 x 1 1/2"	3X112CIT	324.12
3 x 1 1/4"	3X114CIT	298.67
3 x 1"	3X1CIL	273.02
4 x 2 1/2"	4X212CIT	596.39
4 x 2"	4X2CIL	570.81
4 x 1 1/2"	4X112CIT	647.17



Cross Tee

No 161

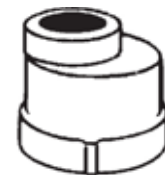
SIZE	STOCK NO	EACH
3/4"	.34CIX	50.74
1"	.1CIX	59.11
1 1/4"	.114CIX	83.36
2"	.2CIX	160.08



Concentric Reducer

No 178

SIZE	STOCK NO	EACH
3/4 x 1/2"	.34X12CIR	29.71
1 x 3/4"	.1X34CIR	22.40
1 x 1/2"	.1X12CIR	16.89
1 1/4 x 1"	.114X1CIR	58.05
1 1/2 x 1 1/4"	.112X114CIR	82.13
2 x 1 1/2"	.2X112CIR	107.40
2 x 1 1/4"	.2X114CIR	112.22
2 x 1"	.2X1CIR	95.64
2 1/2 x 2"	.212X2CIR	152.65
3 x 2 1/2"	.3X212CIR	228.13
3 x 2"	.3X2CIR	187.09
4 x 3"	.4X3CIR	467.57
4 x 2"	.4X2CIR	467.57



Eccentric Reducer

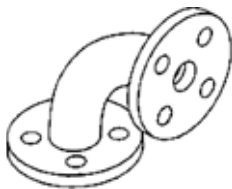
No 179

SIZE	STOCK NO	EACH
3/4 x 1/2"	.34X12CIER	62.50
1 x 3/4"	.1X34CIER	67.50
1 x 1/2"	.1X12CIER	65.61
1 1/4 x 1"	.114X1CIER	108.62
1 1/4 x 3/4"	.114X34CIER	105.54
1 1/4 x 1/2"	.114X12CIER	107.85
1 1/2 x 1 1/4"	.112X114CIER	147.22
1 1/2 x 1"	.112X1CIER	153.98
1 1/2 x 3/4"	.112X34CIER	153.98
2 x 1 1/2"	.2X112CIER	195.23
2 x 1 1/4"	.2X114CIER	191.38
2 x 1"	.2X1CIER	200.99
2 x 3/4"	.2X34CIER	205.43
2-1/2 x 2"	.212X2CIER	276.04
2 1/2 x 1 1/2"	.212X112CIER	305.22
2 1/2 x 1 1/4"	.212X114CIER	319.77
2 1/2 x 1"	.212X1CIER	319.78
3 x 2 1/2"	.3X212CIER	430.86
3 x 2"	.3X2CIER	342.24
3 x 1 1/2"	.3X112CIER	398.35
4 x 2"	.4X2CIER	805.22
4 x 3"	.4X3CIER	867.61

Cast Iron Flanged Fittings ⁽⁰³⁾

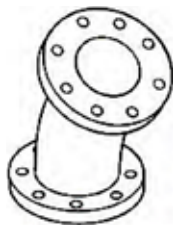
wardfittings.com

90° Elbow



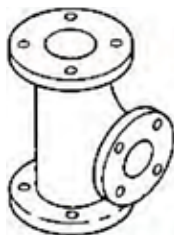
SIZE	STOCK NO	EACH
2 1/2"	212CIFL	672.26
3"	3CIFL	561.11
4"	4CIFL	693.92
5"	5CIFL	1643.47
6"	6CIFL	1086.47
8"	8CIFL	1876.06

45° Elbow



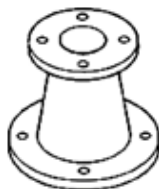
SIZE	STOCK NO	EACH
3"	3CIF45L	934.02
4"	4CIF45L	1051.29

Tee



SIZE	STOCK NO	EACH
3"	3CIFT	694.59
4"	4CIFT	1056.58
6"	6CIFT	1533.29
8"	8CIFT	2619.56
4x2"	4X2CIFT	2174.77
4x3"	4X3CIFT	2174.77
6x4"	6X4CIFT	2093.62
6x3"	6X3CIFT	3045.67
6x4x6"	6X4X6CIFT	2412.18
8x6"	8X6CIFT	3270.58
8x4"	8X4CIFT	3930.09

Reducer



SIZE	STOCK NO	EACH
3x 2 1/2"	3X212CIFR	1245.23
4x3"	4X3CIFR	1399.10
5x4"	5X4CIFR	2163.39
6x4"	6X4CIFR	1873.70
6x5"	6X5CIFR	2058.20
8x4"	8X4CIFR	2716.47
8x6"	8X6CIFR	2358.12

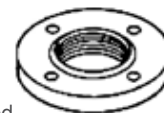
Unions



SIZE	STOCK NO	EACH
4"	4CIFU	572.73
6"	6CIFU	1253.07

Companion Flanges

For 125Lbs. Pressure
Straight Black-faced and Drilled



SIZE	STOCK NO	EACH
1 x 4 1/4"	1CISCF	90.66
1 1/4 x 4 5/8"	114CISCF	108.50
1 1/2 x 5"	112CISCF	100.26
2 x 6"	2CISCF	100.05
2 1/2 x 7"	212CISCF	117.06
3 x 7 1/2"	3CISCF	150.78
4 x 9"	4CISCF	203.20
5 x 10"	5CISCF	287.05
6 x 11"	6CISCF	324.77
8 x 13 1/2"	8CISCF	512.66

Galvanized Screwed Flanges

SIZE	STOCK NO	EACH
2 x 6"	2GCSCF	212.01
2 1/2 x 7"	212GCSCF	248.01
3 x 7 1/2"	3GCSCF	301.40
4 x 9"	4GCSCF	410.49
6 x 11"	6GCSCF	688.83

Reducing Companion Flanges

Black-faced and Drilled

SIZE	STOCK NO	EACH
2 x 7"	2X7CISCF	195.98
2 x 7 1/2"	2X712CISCF	261.31
2 x 9"	2X9CISCF	355.15
2 x 11"	2X11CISCF	649.52
2 1/2 x 7 1/2"	212X712CISCF	280.41
2 1/2 x 9"	212X9CISCF	381.08
3 x 9"	3X9CISCF	355.15
3 x 11"	3X11CISCF	649.52
4 x 10"	4X10CISCF	549.58
4 x 11"	4X11CISCF	535.65
4 x 13 1/2"	4X1312CISCF	916.84

Blind Flange



SIZE	STOCK NO	EACH
2 1/2 x 7"	212CIBLF	201.01
3 x 7 1/2"	3CIBLF	240.92
6 x 11"	6CIBLF	545.43

Cast Iron Drainage Fittings (02)

wardfittings.com



90° Elbow
No 301

SIZE	STOCK NO	EACH
1 1/2"	112BDL	70.99
2"	2BDL	106.90



90° Long Turn Elbow
No 306

SIZE	STOCK NO	EACH
1 1/2"	112BDLTL	99.32
2"	2BDLTL	147.90



60° Elbow
No 319

SIZE	STOCK NO	EACH
1 1/2"	112BD60L	128.48



45° Elbow
No 320

SIZE	STOCK NO	EACH
1 1/2"	112BD45L	69.38
2"	2BD45L	100.17



Short T-Y Straight
No 342

SIZE	STOCK NO	EACH
1 1/2"	112BDST	114.54
2"	2BDST	188.80
3"	3BDST	672.84

No 343 Reducing

2 x 2 x 1 1/2"	2X112BDST	194.12
----------------	-----------	--------



Long T-Y Straight
No 344

SIZE	STOCK NO	EACH
1 1/2"	112BDLTY	191.40
2"	2BDLTY	298.47



45° Wye Straight
No 350

SIZE	STOCK NO	EACH
1 1/2"	112BDY	140.28
2"	2BDY	235.32



"P" Traps Less Cleanou
No 369

SIZE	STOCK NO	EACH
1 1/2"	112BDPT	208.43
2"	2BDPT	343.24

Forged Steel Screwed Fittings (05)

90° Elbow



SIZE	STOCK NO	EACH
2000 LB		
1/4"	14FSL	7.37
3/8"	38FSL	8.52
1/2"	12FSL	7.47
3/4"	34FSL	8.14
1"	1FSL	10.49
1 1/4"	114FSL	20.98
1 1/2"	112FSL	25.60
2"	2FSL	35.10
2 1/2"	212FSL	92.39
3"	3FSL	142.66
3000 LB		
1/4"	14FS3ML	10.55
3/8"	38FS3ML	10.55
1/2"	12FS3ML	8.08
3/4"	34FS3ML	10.14
1"	1FS3ML	15.07
1 1/4"	114FS3ML	28.64
1 1/2"	112FS3ML	36.95
2"	2FS3ML	44.87
2-1/2"	212FS3ML	132.83
3"	3FS3ML	191.36

90° Street Elbow



SIZE	STOCK NO	EACH
3000 LB		
1/4"	14FS3MSL	15.79
3/8"	38FS3MSL	15.22
1/2"	12FS3MSL	15.22
3/4"	34FS3MSL	19.23
1"	1FS3MSL	25.66
2"	2FS3MSL	81.02

45° Elbow



SIZE	STOCK NO	EACH
2000 LB		
1/4"	14FS45L	11.01
3/8"	38FS45L	11.42
1/2"	12FS45L	10.86
3/4"	34FS45L	12.16
1"	1FS45L	14.23
1 1/4"	114FS45L	22.51
1 1/2"	112FS45L	28.33
2"	2FS45L	44.18
3"	3FS45L	216.01
3000 LB		
3/8"	38FS3M45L	13.39
1/2"	12FS3M45L	13.20
3/4"	34FS3M45L	15.25
1"	1FS3M45L	20.77
1 1/2"	112FS3M45L	41.21
2"	2FS3M45L	56.87

Tee



SIZE	STOCK NO	EACH
2000 LB		
1/4"	14FST	9.42
3/8"	38FST	10.52
1/2"	12FST	9.05
3/4"	34FST	12.26
1"	1FST	17.03
1 1/4"	114FST	30.13
1 1/2"	112FST	36.46
2"	2FST	45.58
2 1/2"	212FST	115.57
3"	3FST	199.20
3000 LB		
1/4"	14FS3MT	12.81
3/8"	38FS3MT	12.81
1/2"	12FS3MT	11.53
3/4"	34FS3MT	15.58
1"	1FS3MT	20.52
1 1/4"	114FS3MT	39.82
1 1/2"	112FS3MT	46.46
2"	2FS3MT	60.08
3"	3FS3MT	303.61

Cross Tee



SIZE	STOCK NO	EACH
2000 LB		
3/8"	38FSX	28.71
1"	1FSX	37.07
1 1/4"	114FSX	67.74
2"	2FSX	113.76
3000 LB		
1/2"	12FS3MX	32.60
3/4"	34FS3MX	43.02
1"	1FS3MX	60.53

Reducer

SIZE	STOCK NO	EACH
3000 LB		
1 1/2 x 1 1/4"	112X114FS3MR	21.73
1 1/2 x 1"	112X11FS3MR	21.73
1 1/4 x 1"	114X11FS3MR	20.01
1 1/4 x 3/4"	114X34FS3MR	20.01
1 x 1/2"	1X12FS3MR	11.43
1 x 3/4"	1X34FS3MR	11.43
2 x 1 1/2"	2X112FS3MR	31.51
2 x 1 1/4"	2X114FS3MR	31.51
3/4 x 1/2"	34X12FS3MR	8.77

Coupling



SIZE	STOCK NO	EACH
3000 LB		
1/8"	18FS3MC	4.11
1/4"	14FS3MC	4.11
3/8"	38FS3MC	4.11
1/2"	12FS3MC	3.38
3/4"	34FS3MC	4.39
1"	1FS3MC	7.65
1 1/4"	114FS3MC	12.75
1 1/2"	112FS3MC	16.49
2"	2FS3MC	20.57
2 1/2"	212FS3MC	50.92
3"	3FS3MC	96.23

Half-Coupling



SIZE	STOCK NO	EACH
3000 LB		
1/8"	18FS3MHC	2.13
1/4"	14FS3MHC	2.13
1/2"	12FS3MHC	2.06
3/4"	34FS3MHC	2.95
1"	1FS3MHC	4.05
1 1/4"	114FS3MHC	7.32
1 1/2"	112FS3MHC	9.74
2"	2FS3MHC	13.09
3"	3FS3MHC	60.38

Forged Steel Union - Petro



SIZE	STOCK NO	EACH
3000LB		
1/4"	14FSU	22.28
3/8"	38FSU	22.67
1/2"	12FSU	19.26
3/4"	34FSU	23.57
1"	1FSU	30.80
1 1/4"	114FSU	48.86
1 1/2"	112FSU	58.27
2"	2FSU	79.01
3"	3FSU	230.53

Forged Steel Screwed Fittings (05)



Hex Bushing

SIZE	STOCK NO	EACH
1/4 x 1/8"	14X18FSB	2.47
3/8 x 1/4"	38X14FSB	2.47
3/8 x 1/8"	38X18FSB	2.47
1/2 x 3/8"	12X38FSB	2.49
1/2 x 1/4"	12X14FSB	2.49
1/2 x 1/8"	12X18FSB	2.49
3/4 x 1/2"	34X12FSB	3.05
3/4 x 3/8"	34X38FSB	3.05
3/4 x 1/4"	34X14FSB	3.05
3/4 x 1/8"	34X18FSB	3.05
1 x 3/4"	1X34FSB	4.98
1 x 1/2"	1X12FSB	4.98
1 x 3/8"	1X38FSB	4.98
1 x 1/4"	1X14FSB	4.98
1 1/4 x 1"	114X1FSB	8.11
1 1/4 x 3/4"	114X34FSB	8.11
1 1/4 x 1/2"	114X12FSB	8.11
1 1/4 x 1/4"	114X14FSB	8.11
1 1/2 x 1 1/4"	112X114FSB	9.34
1 1/2 x 1"	112X1FSB	9.34
1 1/2 x 3/4"	112X34FSB	9.34
1 1/2 x 1/2"	112X12FSB	9.34
2 x 1 1/2"	2X112FSB	14.03
2 x 1 1/4"	2X114FSB	14.03
2 x 1"	2X1FSB	14.03
2 x 3/4"	2X34FSB	14.03
2 x 1/2"	2X12FSB	14.03
2 1/2 x 2"	212X2FSB	43.98
2 1/2 x 1 1/2"	212X112FSB	43.98
2 1/2 x 1 1/4"	212X114FSB	43.98
2 1/2 x 1 1/2"	212X12FSB	43.98
3 x 2 1/2"	3X212FSB	68.04
3 x 2"	3X2FSB	68.04



Cap

SIZE	STOCK NO	EACH
3000 LB		
1/2"	12FS3MCAP	4.43
3/4"	34FS3MCAP	6.18
1"	1FS3MCAP	9.48
1 1/4"	114FS3MCAP	15.26
1 1/2"	112FS3MCAP	18.24
2"	2FS3MCAP	26.25



Plug

SIZE	STOCK NO	EACH
1/8"	18FSP	1.79
1/4"	14FSP	1.79
3/8"	38FSP	1.87
1/2"	12FSP	1.97
3/4"	34FSP	2.45
1"	1FSP	3.75
1 1/4"	114FSP	7.73
1 1/2"	112FSP	8.83
2"	2FSP	13.94
2 1/2"	212FSP	35.87
3"	3FSP	60.03
4"	4FSP	94.85



(48)

Swage Nipples

Threaded Both Ends • Extra Heavy

SIZE	STOCK NO	EACH
1 1/4 x 1 1/2"	114X12XHTBESN	97.66
1 1/4 x 1"	114X1XHTBESN	93.07
1 1/2 x 1 1/2"	112X12XHTBESN	124.66
2 x 1 1/2"	2X12XHTBESN	223.77
2 x 3/4"	2X34XHTBESN	223.77
2 x 1"	2X1XHTBESN	177.04

Forged Steel Socket Weld Fittings (05)

90° Elbow



SIZE	STOCK NO	EACH
3000 LB		
1/2"	12SWL	7.99
3/4"	34SWL	8.32
1"	1SWL	10.68
1 1/4"	114SWL	20.53
1 1/2"	112SWL	23.85
2"	2SWL	35.08
3"	3SWL	191.36

45° Elbow



SIZE	STOCK NO	EACH
3000 LB		
1/2"	12SW45L	10.65
3/4"	34SW45L	12.38
1"	1SW45L	16.19
1 1/4"	114SW45L	22.20
1 1/2"	112SW45L	27.21
2"	2SW45L	43.75

Straight Tee



SIZE	STOCK NO	EACH
3000 LB		
1/2"	12SWT	9.90
3/4"	34SWT	12.11
1"	1SWT	16.45
1 1/4"	114SWT	25.27
1 1/2"	112SWT	33.49
2"	2SWT	48.35

Reducing Tee

SIZE	STOCK NO	EACH
3000 LB		
2 x 2 x 3/4"	2X34SWT	96.71
2 x 2 x 1"	2X1SWT	145.06
2 x 2 x 1 1/4"	2X114SWT	61.19

Coupling



SIZE	STOCK NO	EACH
3000 LB		
1/2"	12SWC	4.62
3/4"	34SWC	5.98
1"	1SWC	6.60
1 1/4"	114SWC	11.71
1 1/2"	112SWC	12.94
2"	2SWC	20.67

Half Coupling

SIZE	STOCK NO	EACH
3000 LB		
1/2"	12FSSWHC	5.24
3/4"	34FSSWHC	5.34

Reducer



SIZE	STOCK NO	EACH
3000 LB		
3/4 x 1/2"	34X12SWR	14.94
1 x 3/4"	1X34SWR	20.86
1 1/2 x 1 1/4"	112X114SWR	28.56
1 1/2 x 1"	112X1SWR	28.56
2 x 1 1/2"	2X112SWR	31.58
2 x 1 1/4"	2X114SWR	31.58
2 x 1"	2X1SWR	31.58

Insert



SIZE	STOCK NO	EACH
3000 LB		
3/4 x 1/2"	34X12SWINS	9.90
1 x 1/2"	1X12SWINS	10.83
1 x 3/4"	1X34SWINS	10.83
1 1/4 x 3/4"	114X34SWINS	12.71
1 1/4 x 1"	114X1SWINS	12.71
1 1/2 x 1/2"	112X12SWINS	15.88
1 1/2 x 3/4"	112X34SWINS	15.88
1 1/2 x 1"	112X1SWINS	15.88
1 1/2 x 1 1/4"	112X114SWINS	15.88
2 x 3/4"	2X34SWINS	21.75
2 x 1"	2X1SWINS	21.75
2 x 1 1/4"	2X114SWINS	21.75
2 x 1 1/2"	2X112SWINS	21.75

Union



SIZE	STOCK NO	EACH
3000 LB		
1/2"	12SWU	21.99
3/4"	34SWU	25.66
1"	1SWU	33.05
1 1/4"	114SWU	53.32
1 1/2"	112SWU	57.74
2"	2SWU	83.14

Cap



SIZE	STOCK NO	EACH
3000 LB		
1/8"	18SWCAP	8.71
1/4"	14SWCAP	8.71
1/2"	12SWCAP	5.29
3/4"	34SWCAP	6.17
1"	1SWCAP	9.37
1 1/4"	114SWCAP	11.03
1 1/2"	112SWCAP	15.33
2"	2SWCAP	23.64

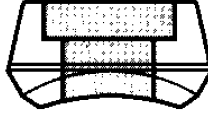
Weldolets, Socolets, Threadolets and Pipolets (02d)

“Weldolet” Standard wall




OUTLET SIZE	FITS RUN PIPE SIZE	STOCK NO	EACH
1/2"	36-3/4"	3634X12WOL	19.43
3/4"	1-1/4-3/4"	11434X34WOL	20.49
	36-2-1/2"	36212X34WOL	20.49
1"	2-1/2-1-1/4"	212114X1WOL	21.41
	36-3"	363X1WOL	21.41
1-1/4"	36-4"	364X114WOL	107.65
1-1/2"	2"	2X112WOL	25.45
	2-1/2-2"	2122X112WOL	25.45
	36-6"	366X112WOL	25.45
2"	6-4"	64X2WOL	25.67
	36-8"	368X2WOL	25.67
2-1/2"	5-4"	54X212WOL	58.78
	8-6"	86X212WOL	58.78
3"	4-3-1/2"	4312X3WOL	64.32
	6-5"	65X3WOL	64.32
	14-8"	148X3WOL	64.32
4"	4"	4X4WOL	69.75
	6"	6X4WOL	81.28
	10-8"	108X4WOL	81.28
	18-12"	1812X4WOL	81.28
6"	8"	8X6WOL	234.48
	10"	10X6WOL	234.48
	14-12"	1412X6WOL	234.48

“Socolet”



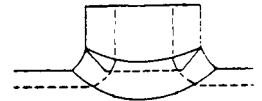
OUTLET SIZE	FITS RUN PIPE SIZE	STOCK NO	EACH
1/2"	36-3/4"	3634X12SOL	11.64
3/4"	36-1-1/2"	36112X34SOL	11.80
1"	36-3"	363X1SOL	13.09
1-1/4"	3-1/2-2"	3122X114SOL	21.87
	36-4"	364X114SOL	21.87
1-1/2"	5-3"	53X112SOL	21.87
	36-6"	366X112SOL	21.87
2"	3-1/2-2-1/2"	312212X2SOL	24.86
	36-8"	368X2SOL	24.86
	6-4"	64X2SOL	24.86

“Threadolet” Standard wall



OUTLET SIZE	FITS RUN PIPE SIZE	STOCK NO	EACH
3000 LB			
1/4"	36-1/2"	3612X14TOL	11.96
3/8"	36-3/4"	3634X38TOL	12.33
1/2"	36-3/4"	3634X12TOL	9.39
3/4"	1-1/4-3/4"	11434X34TOL	10.81
	36-1-1/2"	36112X34TOL	10.81
1"	2-1/2-1-1/4"	212114X1TOL	12.60
	36-3"	363X1TOL	12.60
1-1/4"	1-1/2-1-1/4"	112114X114TOL	19.96
	3-1/2-2"	3122X114TOL	19.96
	36-4"	364X114TOL	19.96
1-1/2"	1-1/2"	112X112TOL	24.50
	2-1/2-2"	2122X112TOL	19.96
	5-3"	53X112TOL	19.96
2"	36-6"	366X112TOL	19.96
	2"	2X2TOL	21.52
	3-1/2-2-1/2"	312212X2TOL	22.73
	6-4"	64X2TOL	22.73
	36-8"	368X2TOL	22.73
2-1/2"	3-1/2-3"	3123X212TOL	76.25
	5-4"	54X212TOL	76.25
	8-6"	86X212TOL	76.25
3"	4-3-1/2"	4312X3TOL	92.46
	6-5"	65X3TOL	92.46
	14-8"	148X3TOL	92.46
4"	6"	6X4TOL	171.94
	10-8"	108X4TOL	171.94

“Pipe-O-Lets”



Stocked in our Fargo Branch

Used in lieu of Thread-O-Lets on sprinklers.
300# Female thread UL/FM

OUTLET SIZE	FITS RUN PIPE SIZE	STOCK NO	EACH
1/2"	2-2-1/2-1/2"	2122X12POL	7.42
	8-3-1/2"	83X12POL	3.47
3/4"	2-1-1/2"	2112X34POL	7.42
	6-2-1/2"	6212X34POL	7.42
1"	2-1-1/2"	2112X1POL	11.64
	4-2-1/2"	4212X1POL	11.64
1-1/4"	4-3"	43X114POL	17.01
1-1/2"	4-3"	43X112POL	18.98
2"	3"	3X2POL	25.04
	4"	4X2POL	25.04

Carbon Steel Welding Fittings ⁽⁰⁴⁾

Domestic • Standard

Stocked in St. Paul Only

weldbend.com

90° Elbow

Long Radius



SIZE	STOCK NO	EACH
1/2"	12WEL	20.99
3/4"	34WEL	20.99
1"	1WEL	20.99
1 1/4"	114WEL	20.99
1 1/2"	112WEL	20.99
2"	2WEL	23.23
2 1/2"	212WEL	27.70
3"	3WEL	33.95
3 1/2"	312WEL	55.61
4"	4WEL	55.61
5"	5WEL	119.71
6"	6WEL	121.50
8"	8WEL	230.05
10"	10WEL	460.98
12"	120WEL	682.77
14"	140WEL	974.90
16"	160WEL	1342.97
18"	180WEL	1777.59
20"	200WEL	2459.02

90° Elbow

Short Radius



SIZE	STOCK NO	EACH
1"	1WESRL	33.28
1 1/4"	114WESRL	33.28
1 1/2"	112WESRL	33.28
2"	2WESRL	34.84
2 1/2"	212WESRL	55.61
3"	3WESRL	65.22
3 1/2"	312WESRL	85.76
4"	4WESRL	85.76
5"	5WESRL	254.39
6"	6WESRL	225.80
8"	8WESRL	374.10
10"	100WESRL	766.07
12"	120WESRL	1070.93

45° Elbow



SIZE	STOCK NO	EACH
1"	1WE45L	21.89
1 1/4"	114WE45L	21.89
1 1/2"	112WE45L	21.89
2"	2WE45L	21.89
2 1/2"	212WE45L	26.58
3"	3WE45L	27.70
4"	4WE45L	50.25
5"	5WE45L	75.49
6"	6WE45L	98.05
8"	8WE45L	163.26
10"	100WE45L	326.08
12"	120WE45L	460.98
14"	140WE45L	619.33
16"	160WE45L	1110.46
18"	180WE45L	1570.11
20"	200WE45L	1625.27

Welding Tee

Full Branch



SIZE	STOCK NO	EACH
3/4"	34WET	63.66
1 1/4"	114WET	63.66
1 1/2"	112WET	63.66
2"	2WET	55.17
2 1/2"	212WET	75.94
3"	3WET	84.42
4"	4WET	119.04
5"	5WET	195.65
6"	6WET	203.69
8"	8WET	355.79
10"	100WET	697.95
12"	120WET	978.25
14"	140WET	1715.28

Welding Reducing Tee



SIZE	STOCK NO	EACH
3/4 x 1/2"	34X12WET	135.57
1 x 3/4"	1X34WET	135.57
2 x 1"	2X1WET	92.02
2 x 1 1/4"	2X114WET	92.02
2 x 1 1/2"	2X112WET	92.02
2 1/2 x 2"	212X2WET	100.73
3 x 1"	3X1WET	98.27
3 x 1 1/4"	3X114WET	98.27
3 x 1 1/2"	3X112WET	98.27
3 x 2"	3X2WET	98.27
3 x 2 1/2"	3X212WET	98.27
4 x 2"	4X2WET	124.63
4 x 2 1/2"	4X212WET	124.63
4 x 3"	4X3WET	124.63
5 x 3"	5X3WET	269.35
5 x 4"	5X4WET	269.35
6 x 3"	6X3WET	243.00
6 x 4"	6X4WET	243.00
8 x 4"	8X4WET	462.54
8 x 6"	8X6WET	462.54
10 x 6"	100X6WET	854.29
10 x 8"	100X8WET	854.29
12 x 6"	120X6WET	1259.66
12 x 8"	120X8WET	1259.66
12 x 10"	120X100WET	1259.66

180° Return Bend

Long Radius



SIZE	STOCK NO	EACH
4"	4WERB	253.80

Carbon Steel Welding Fittings ⁽⁰⁴⁾

Domestic • Standard

Stocked in St. Paul Only

weldbend.com



Concentric Welding Reducer

SIZE	STOCK NO	EACH
1 x 3/4"	1X34WER	64.69
1 1/4 x 3/4"	114X34WER	62.81
1 1/4 x 1"	114X1WER	62.81
1 1/2 x 3/4"	112X34WER	62.81
1 1/2 x 1"	112X1WER	67.74
1 1/2 x 1 1/4"	112X114WER	67.74
2 x 3/4"	2X34WER	76.45
2 x 1"	2X1WER	49.63
2 x 1 1/4"	2X114WER	35.75
2 x 1 1/2"	2X112WER	35.75
2 1/2 x 1"	212X1WER	92.68
2 1/2 x 1 1/4"	212X114WER	78.10
2 1/2 x 1 1/2"	212X112WER	58.10
2 1/2 x 2"	212X2WER	44.93
3 x 1"	3X1WER	91.27
3 x 1 1/4"	3X114WER	72.21
3 x 1 1/2"	3X112WER	45.87
3 x 2"	3X2WER	39.99
3 x 2 1/2"	3X212WER	37.16
4 x 1 1/4"	4X114WER	152.25
4 x 1 1/2"	4X112WER	104.67
4 x 2"	4X2WER	58.10
4 x 2 1/2"	4X212WER	58.10
4 x 3"	4X3WER	47.52
4 x 3 1/2"	4X312WER	50.11
5 x 2 1/2"	5X212WER	183.48
5 x 3"	5X3WER	121.14
5 x 4"	5X4WER	88.21
6 x 2"	6X2WER	259.45
6 x 2 1/2"	6X212WER	239.93
6 x 3"	6X3WER	120.67
6 x 4"	6X4WER	99.97
6 x 5"	6X5WER	89.38
8 x 4"	8X4WER	168.18
8 x 6"	8X6WER	130.79
10 x 6"	100X6WER	238.75
10 x 8"	100X8WER	253.33
12 x 10"	120X100WER	314.03
14 x 12"	140X120WER	472.80



Eccentric Welding Reducer

SIZE	STOCK NO	EACH
1 1/2 x 1"	112X1WEER	90.56
2 x 1 1/4"	2X114WEER	74.10
2 1/2 x 1"	212X1WEER	264.63
2 1/2 x 1 1/4"	212X114WEER	112.91
2 1/2 x 1 1/2"	212X112WEER	62.57
2 1/2 x 2"	212X2WEER	53.39
3 x 1 1/4"	3X114WEER	256.39
3 x 1 1/2"	3X112WEER	71.27
3 x 2"	3X2WEER	62.57
3 x 2 1/2"	3X212WEER	58.34
4 x 1 1/2"	4X112WEER	310.50
4 x 2"	4X2WEER	92.91
4 x 2 1/2"	4X212WEER	79.98
4 x 3"	4X3WEER	75.98
5 x 2 1/2"	5X212WEER	239.93
5 x 3"	5X3WEER	154.08
5 x 4"	5X4WEER	154.08
6 x 3"	6X3WEER	245.81
6 x 4"	6X4WEER	156.42
6 x 5"	6X5WEER	112.91
8 x 6"	8X6WEER	199.94
10 x 8"	100X8WEER	262.28
12 x 8"	120X8WEER	638.64



Welding Cap

SIZE	STOCK NO	EACH
1"	1WECAP	24.58
1 1/4"	114WECAP	24.58
1 1/2"	112WECAP	24.58
2"	2WECAP	33.38
2 1/2"	212WECAP	34.67
3"	3WECAP	34.67
4"	4WECAP	50.71
5"	5WECAP	78.66
6"	6WECAP	86.94
8"	8WECAP	130.92
10"	100WECAP	279.46
12"	120WECAP	377.80
14"	140WECAP	477.13

Carbon Steel Welding Fittings (04)

Domestic • Extra Heavy

Stocked in St. Paul Only

weldbend.com

90° Elbow



SIZE	STOCK NO	EACH
1"	1WEXHL	27.47
1 1/4"	114WEXHL	27.47
2"	2WEXHL	27.70
2 1/2"	212WEXHL	38.86
3"	3WEXHL	50.25
4"	4WEXHL	82.19
5"	5WEXHL	195.65
6"	6WEXHL	207.71
8"	8WEXHL	395.32

45° Elbow



SIZE	STOCK NO	EACH
2"	2WEXH45L	29.04
2 1/2"	212WEXH45L	64.55
3"	3WEXH45L	37.75
4"	4WEXH45L	58.74
6"	6WEXH45L	161.25

Concentric Reducer



SIZE	STOCK NO	EACH
2 x 1"	2X1WEXHR	50.11
2 x 1 1/2"	2X112WEXHR	39.99
2 1/2 x 2"	212X2WEXHR	54.34
3 x 2"	3X2WEXHR	45.87
3 x 2 1/2"	3X212WEXHR	45.87
4 x 2"	4X2WEXHR	76.92
4 x 3"	4X3WEXHR	58.81
5 x 4"	5X4WEXHR	125.14
6 x 4"	6X4WEXHR	141.13

Eccentric Reducer



SIZE	STOCK NO	EACH
2 1/2 x 2"	212X2WEXHER	75.74
3 x 2"	3X2WEXHER	62.57
4 x 2"	4X2WEXHER	134.08
4 x 2 1/2"	4X212WEXHER	101.85
6 x 4"	6X4WEXHER	211.70

Cap



SIZE	STOCK NO	EACH
2"	2WEXHCAP	33.38
2 1/2"	212WEXHCAP	45.54
3"	3WEXHCAP	50.71
4"	4WEXHCAP	68.57

Tee



SIZE	STOCK NO	EACH
2"	2WEXHT	59.85
2 1/2"	212WEXHT	99.83
3"	3WEXHT	92.68
4"	4WEXHT	150.76
6"	6WEXHT	287.22

Bolting Patterns for Steel Flanges

CLASS 150 BOLTING PATTERN AND BOLT LENGTHS

Pipe Size	Dia. of Bolt Circle	Dia. of Bolt Hole	No of Bolts	Dia. of Bolts	Machine Bolts .06" Raised Face	Stud Bolts .06" Raised Face
1/2	2.38	0.62	4	1/2	2.00	2.50
3/4	2.75	0.62	4	1/2	2.25	2.50
1	3.12	0.62	4	1/2	2.25	2.75
1 1/4	3.50	0.62	4	1/2	2.50	2.75
1 1/2	3.88	0.62	4	1/2	2.50	3.00
2	4.75	0.75	4	5/8	2.75	3.25
2 1/2	5.50	0.75	4	5/8	3.00	3.50
3	6.00	0.75	4	5/8	3.25	3.75
3 1/2	7.00	0.75	8	5/8	3.25	3.75
4	7.50	0.75	8	5/8	3.25	3.75
5	8.50	0.88	8	3/4	3.25	4.00
6	9.50	0.88	8	3/4	3.50	4.00
8	11.75	0.88	8	3/4	3.75	4.25
10	14.25	1.00	12	7/8	4.00	4.75
12	17.00	1.00	12	7/8	4.25	4.75
14	18.75	1.12	12	1	4.50	5.25
16	21.25	1.12	16	1	4.75	5.50
18	22.75	1.25	16	1 1/8	5.00	6.00
20	25.00	1.25	20	1 1/8	5.50	6.25
24	29.50	1.38	20	1 1/4	6.00	7.00

CLASS 300 BOLTING PATTERN AND BOLT LENGTHS

Pipe Size	Dia. of Bolt Circle	Dia. of Bolt Hole	No of Bolts	Dia. of Bolts	Machine Bolts .06" Raised Face	Stud Bolts .06" Raised Face
1/2	2.62	0.62	4	1/2	2.25	2.75
3/4	3.25	0.75	4	5/8	2.50	3.00
1	3.50	0.75	4	5/8	2.75	3.25
1 1/4	3.88	0.75	4	5/8	2.75	3.25
1 1/2	4.50	0.88	4	3/4	3.00	3.75
2	5.00	0.75	8	5/8	3.00	3.50
2 1/2	5.88	0.88	8	3/4	3.50	4.00
3	6.62	0.88	8	3/4	3.75	4.25
3 1/2	7.25	0.88	8	3/4	3.75	4.50
4	7.88	0.88	8	3/4	4.00	4.50
5	9.25	0.88	8	3/4	4.25	4.75
6	10.62	0.88	12	3/4	4.25	5.00
8	13.00	1.00	12	7/8	4.75	5.50
10	15.25	1.12	16	1	5.50	6.25
12	17.75	1.25	16	1 1/8	6.00	6.75
14	20.25	1.25	20	1 1/8	6.25	7.00
16	22.50	1.38	20	1 1/4	6.50	7.50
18	24.75	1.38	24	1 1/4	6.75	7.75
20	27.00	1.38	24	1 1/4	7.25	8.25
24	32.00	1.62	24	1 1/2	8.00	9.25

Steel Flanges ⁽⁰⁴⁾ Domestic

Stocked in St. Paul Only

weldbend.com



Slip-on Flange

Nominal Pipe

SIZE	STOCK NO	EACH
Raised Face, Class 150		
1/4"	114WESOF	30.55
1/2"	112WESOF	30.55
2"	2WESOF	25.29
2 1/2"	212WESOF	44.11
3"	3WESOF	36.43
3 1/2"	312WESOF	44.73
4"	4WESOF	44.73
5"	5WESOF	76.64
6"	6WESOF	70.37
8"	8WESOF	106.04
10"	100WESOF	185.11
12"	120WESOF	274.33
14"	140WESOF	333.93
16"	160WESOF	473.03
18"	180WESOF	602.18

Flat Face, Class 150

1"	1WESOFF	30.55
1 1/2"	112WESOFF	30.55
2"	2WESOFF	25.29
3"	3WESOFF	36.43
4"	4WESOFF	44.73
6"	6WESOFF	70.37
8"	8WESOFF	106.04
10"	100WESOFF	185.11
12"	120WESOFF	274.33
14"	140WESOFF	333.93

Raised Face, Class 300

1/4"	114WE300SOF	41.03
1/2"	112WE300SOF	41.03
2"	2WE300SOF	39.99
2 1/2"	212WE300SOF	45.09
3"	3WE300SOF	49.39
4"	4WE300SOF	70.77
6"	6WE300SOF	125.06
8"	8WE300SOF	209.54

(02)

Reducing Slip-on Flange

SIZE	STOCK NO	EACH
Raised Face, Class 150		
2 x 7"	2X7WESOF	126.32
2 x 7 1/2"	2X7 1/2WESOF	95.74
2 1/2 x 7 1/2"	212X7 1/2WESOF	95.74
2 1/2 x 9"	212X9WESOF	102.56
3 x 9"	3X9WESOF	102.56
3 x 10"	3X10WESOF	208.02
3 x 11"	3X11WESOF	278.51
4 x 10"	4X10WESOF	208.02
4 x 13 1/2"	4X13 1/2WESOF	350.02
5 x 11"	5X11WESOF	278.51
6 x 13 1/2"	6X13 1/2WESOF	350.02
Flat Face, Class 150		
4 x 2"	4X2WESOFF	102.56
4 x 3"	4X3WESOFF	102.56

Screwed Flange

Nominal Pipe

SIZE	STOCK NO	EACH
Raised Face, Class 150		
1"	1WESCF	45.72
1 1/2"	112WESCF	45.72
2"	2WESCF	37.83
2 1/2"	212WESCF	62.34
3"	3WESCF	46.65
4"	4WESCF	54.49
Flat Face, Class 150		
2"	2WESOFF	37.83
4"	4WESOFF	54.49
Raised Face, Class 300		
3/4"	34WE300SCF	50.85
1"	1WE300SCF	50.85
1 1/2"	112WE300SCF	50.85
2"	2WE300SCF	44.30
2 1/2"	212WE300SCF	81.74
3"	3WE300SCF	65.47
4"	4WE300SCF	93.50

Blind Flange

Nominal Pipe

SIZE	STOCK NO	EACH
Raised Face, Class 150		
1 1/2"	114WEBLF	36.75
2"	2WEBLF	30.19
2 1/2"	212WEBLF	49.01
3"	3WEBLF	38.59
4"	4WEBLF	54.23
5"	5WEBLF	70.77
6"	6WEBLF	82.54
8"	8WEBLF	134.27
10"	100WEBLF	258.35
12"	120WEBLF	389.49
14"	140WEBLF	609.62
18"	180WEBLF	1109.08
20"	200WEBLF	1394.18
Flat Face, Class 150		
1 1/2"	112WEBLFF	36.75
4"	4WEBLFF	54.23
5"	5WEBLFF	70.77
6"	6WEBLFF	82.54
8"	8WEBLFF	134.27
Raised Face, Class 300		
1"	1WE300BLF	47.64
1 1/2"	112WE300BLF	47.64
2"	2WE300BLF	39.40
3"	3WE300BLF	56.06
4"	4WE300BLF	86.05
6"	6WE300BLF	155.64
10"	100WE300BLF	481.03
12"	120WE300BLF	695.48

Carbon Steel Lap Joint Flange

Used with SS stub ends

SIZE	STOCK NO	EACH
1"	1WELJF	32.04
1 1/2"	112WELJF	32.04
2"	2WELJF	26.66
2 1/2"	212WELJF	42.34
3"	3WELJF	36.81
4"	4WELJF	44.69
6"	6WELJF	74.49

Weld Neck Flange

Nominal Pipe

SIZE	STOCK NO	EACH
Raised Face, Class 150, Standard Bore		
1"	1WEWNF	43.80
1 1/4"	114WEWNF	43.80
1 1/2"	112WEWNF	43.80
2"	2WEWNF	37.83
2 1/2"	212WEWNF	41.16
3"	3WEWNF	47.11
4"	4WEWNF	56.63
5"	5WEWNF	86.92
6"	6WEWNF	82.54
8"	8WEWNF	145.53
10"	100WEWNF	233.84
12"	120WEWNF	340.14
14"	140WEWNF	449.06
16"	160WEWNF	608.76
18"	180WEWNF	860.45
20"	200WEWNF	1046.75

Raised Face, Class 150, Extra Strong Bore

1 1/2"	112WEWNFX	43.80
2"	2WEWNFX	37.83
2 1/2"	212WEWNFX	41.16
3"	3WEWNFX	47.11
4"	4WEWNFX	56.63
5"	5WEWNFX	86.92
6"	6WEWNFX	82.54

Flat Face, Class 150

2"	2WEWNFF	37.83
3"	3WEWNFF	47.11
4"	4WEWNFF	56.63
5"	5WEWNFF	86.92
6"	6WEWNFF	82.54
8"	8WEWNFF	145.53
14"	140WEWNFF	449.06

Flat Face, Class 300

8"	8WE300WNFF	250.90
----	------------	--------

Raised Face, Class 300, Extra Strong Bore

1 1/4"	114WE300WNFX	53.83
1 1/2"	112WE300WNFX	53.83
2"	2WE300WNFX	49.79
3"	3WE300WNFX	56.85

Raised Face, Class 300, Standard Bore

2"	2WE300WNF	49.79
2 1/2"	212WE300WNF	56.85
3"	3WE300WNF	56.85
4"	4WE300WNF	93.50
5"	5WE300WNF	145.45
6"	6WE300WNF	145.65
8"	8WE300WNF	250.90

Socket Weld Flange

Standard Bore, Class 150

1/2"	12WESWF	40.15
3/4"	34WESWF	40.15
1"	1WESWF	40.15
1 1/4"	114WESWF	40.15
1 1/2"	112WESWF	40.15
2"	2WESWF	33.32

Standard Bore, Class 300

1 1/2"	12WE300SWF	46.58
3/4"	34WE300SWF	46.58
1"	1WE300SWF	46.58
1 1/4"	114WE300SWF	46.58
1 1/2"	112WE300SWF	46.58
2"	2WE300SWF	36.93

Carbon Steel Welding Fittings (04i)

Import • Standard

Non-Stock in St. Paul

alliedfitting.com

90° Elbow

Long Radius



SIZE	STOCK NO	EACH
1/2"	12WELI	5.30
3/4"	34WELI	5.30
1"	1WELI	5.30
1 1/4"	114WELI	5.30
1 1/2"	112WELI	5.30
2"	2WELI	5.87
2 1/2"	212WELI	6.99
3"	3WELI	20.01
3 1/2"	312WELI	32.77
4"	4WELI	32.77
5"	5WELI	70.54
6"	6WELI	71.59
8"	8WELI	135.55
10"	10WELI	271.62
12"	120WELI	402.30
14"	140WELI	246.19
16"	160WELI	678.27
18"	180WELI	987.54
20"	200WELI	952.14

90° Elbow

Short Radius



SIZE	STOCK NO	EACH
1"	1WESRLI	8.40
1 1/2"	112WESRLI	8.40
2"	2WESRLI	8.80
2 1/2"	212WESRLI	14.04
3"	3WESRLI	16.47
3 1/2"	312WESRLI	21.66
4"	4WESRLI	21.66
5"	5WESRLI	64.24
6"	6WESRLI	57.02
8"	8WESRLI	94.47
10"	100WESRLI	193.45
12"	120WESRLI	270.44
16"	160WESRLI	696.61
20"	200WESRLI	1125.98

45° Elbow



SIZE	STOCK NO	EACH
3/4"	34WE45LI	5.53
1"	1WE45LI	5.53
1 1/4"	114WE45LI	5.53
1 1/2"	112WE45LI	5.53
2"	2WE45LI	5.53
2 1/2"	212WE45LI	6.71
3"	3WE45LI	6.99
4"	4WE45LI	12.69
5"	5WE45LI	19.06
6"	6WE45LI	24.76
8"	8WE45LI	41.23
10"	100WE45LI	82.34
12"	120WE45LI	116.41
14"	140WE45LI	156.40
16"	160WE45LI	392.60
18"	180WE45LI	555.08

Welding Tee

Full Branch



SIZE	STOCK NO	EACH
3/4"	34WETI	16.07
1"	1WETI	16.07
1 1/4"	114WETI	16.07
1 1/2"	112WETI	16.07
2"	2WETI	13.93
2 1/2"	212WETI	19.18
3"	3WETI	21.32
4"	4WETI	30.06
5"	5WETI	49.41
6"	6WETI	51.44
8"	8WETI	89.85
10"	100WETI	176.25
12"	120WETI	247.03

Welding Reducing Tee



SIZE	STOCK NO	EACH
3/4 x 1/2"	34X12WETI	34.24
2 x 1"	2X1WETI	23.24
2 x 1 1/4"	2X114WETI	23.24
2 x 1 1/2"	2X112WETI	23.24
2 1/2 x 1"	212X1WETI	25.44
2 1/2 x 1 1/2"	212X112WETI	25.44
3 x 1"	3X1WETI	24.82
3 x 1 1/4"	3X114WETI	24.82
3 x 1 1/2"	3X112WETI	24.82
3 x 2"	3X2WETI	24.82
3 x 2 1/2"	3X212WETI	24.82
4 x 2"	4X2WETI	31.47
4 x 2 1/2"	4X212WETI	31.47
4 x 3"	4X3WETI	31.47
5 x 3"	5X3WETI	68.02
5 x 4"	5X4WETI	68.02
6 x 3"	6X3WETI	61.36
6 x 4"	6X4WETI	61.36
6 x 5"	6X5WETI	61.36
8 x 4"	8X4WETI	116.80
8 x 6"	8X6WETI	116.80
10 x 6"	100X6WETI	215.73
10 x 8"	100X8WETI	215.73
12 x 6"	120X6WETI	318.10
12 x 8"	120X8WETI	318.10
12 x 10"	120X100WETI	318.10

180° Return Bend

Long Radius



SIZE	STOCK NO	EACH
2"	2WERBI	40.38
4"	4WERBI	64.09

Carbon Steel Welding Fittings (04i)

Import • Standard

Non-Stock in St. Paul

alliedfitting.com



**Concentric
Welding Reducer**

SIZE	STOCK NO	EACH
3/4 x 1/2"	34X12WERI	20.85
1 x 3/4"	1X34WERI	16.33
1 1/4 x 3/4"	114X34WERI	15.86
1 1/4 x 1"	114X1WERI	15.86
1 1/2 x 3/4"	112X34WERI	15.86
1 1/2 x 1"	112X1WERI	17.11
1 1/2 x 1 1/4"	112X114WERI	17.11
2 x 3/4"	2X34WERI	19.30
2 x 1"	2X1WERI	12.53
2 x 1 1/4"	2X114WERI	9.03
2 x 1 1/2"	2X112WERI	9.03
2 1/2 x 1"	212X1WERI	23.40
2 1/2 x 1 1/4"	212X114WERI	19.72
2 1/2 x 1 1/2"	212X112WERI	14.67
2 1/2 x 2"	212X2WERI	11.34
3 x 1"	3X1WERI	23.05
3 x 1 1/4"	3X114WERI	18.24
3 x 1 1/2"	3X112WERI	11.58
3 x 2"	3X2WERI	10.10
3 x 2 1/2"	3X212WERI	9.38
4 x 1 1/4"	4X114WERI	38.45
4 x 1 1/2"	4X112WERI	26.43
4 x 2"	4X2WERI	14.67
4 x 2 1/2"	4X212WERI	14.67
4 x 3"	4X3WERI	12.00
4 x 3 1/2"	4X312WERI	12.65
5 x 2 1/2"	5X212WERI	46.33
5 x 3"	5X3WERI	30.59
5 x 4"	5X4WERI	22.27
6 x 2"	6X2WERI	65.52
6 x 2 1/2"	6X212WERI	60.59
6 x 3"	6X3WERI	30.47
6 x 4"	6X4WERI	25.25
6 x 5"	6X5WERI	22.57
8 x 4"	8X4WERI	42.47
8 x 5"	8X5WERI	37.42
8 x 6"	8X6WERI	33.03
10 x 6"	100X6WERI	60.29
10 x 8"	100X8WERI	63.97
12 x 6"	120X6WERI	95.34
12 x 8"	120X8WERI	91.06
12 x 10"	120X100WERI	79.30
14 x 12"	140X120WERI	119.39



**Eccentric
Welding Reducer**

SIZE	STOCK NO	EACH
1 1/2 x 1"	112X1WEERI	22.87
2 x 1"	2X1WEERI	18.71
2 x 1 1/4"	2X114WEERI	18.71
2 x 1 1/2"	2X112WEERI	11.58
2 1/2 x 1 1/4"	212X114WEERI	28.51
2 1/2 x 1 1/2"	212X112WEERI	15.80
2 1/2 x 2"	212X2WEERI	13.48
3 x 1 1/2"	3X114WEERI	64.75
3 x 1 1/2"	3X112WEERI	18.00
3 x 2"	3X2WEERI	15.80
3 x 2 1/2"	3X212WEERI	14.73
4 x 2 1/2"	4X212WEERI	20.20
4 x 3"	4X3WEERI	19.19
5 x 2 1/2"	5X212WEERI	60.59
5 x 3"	5X3WEERI	38.91
5 x 4"	5X4WEERI	38.91
6 x 2 1/2"	6X212WEERI	106.62
6 x 3"	6X3WEERI	62.07
6 x 4"	6X4WEERI	39.50
6 x 5"	6X5WEERI	28.51
8 x 4"	8X4WEERI	92.07
8 x 6"	8X6WEERI	50.49
10 x 6"	100X6WEERI	116.13
10 x 8"	100X8WEERI	66.23
12 x 8"	120X8WEERI	161.27
12 x 10"	120X100WEERI	103.06



Welding Cap

SIZE	STOCK NO	EACH
3/4"	.34WECAPI	6.21
1"	1WECAPI	6.21
1 1/4"	114WECAPI	6.21
1 1/2"	112WECAPI	6.21
2"	2WECAPI	8.43
2 1/2"	212WECAPI	8.76
3"	3WECAPI	8.76
4"	4WECAPI	12.81
5"	5WECAPI	19.86
6"	6WECAPI	21.95
8"	8WECAPI	33.06
10"	100WECAPI	70.57
12"	120WECAPI	95.40
14"	140WECAPI	120.49

Carbon Steel Welding Fittings ⁽⁰⁴¹⁾

Import • Extra Heavy

Non-Stock in St. Paul

alliedfitting.com

90° Elbow



SIZE	STOCK NO	EACH
1"	1WEXHLI	6.94
1 1/4"	114WEXHLI	6.94
1 1/2"	112WEXHLI	6.94
2"	2WEXHLI	6.99
2 1/2"	212WEXHLI	9.81
3"	3WEXHLI	29.61
4"	4WEXHLI	48.43
5"	5WEXHLI	115.28
6"	6WEXHLI	122.39
8"	8WEXHLI	232.93

45° Elbow



SIZE	STOCK NO	EACH
3/4"	34WEXH45LI	7.33
2"	2WEXH45LI	7.33
2 1/2"	212WEXH45LI	16.30
3"	3WEXH45LI	9.53
4"	4WEXH45LI	14.83
6"	6WEXH45LI	40.72

Concentric Reducer



SIZE	STOCK NO	EACH
2 x 1"	2X1WEXHRI	12.65
2 x 1 1/2"	2X1 1/2WEXHRI	10.10
2 1/2 x 2"	212X2WEXHRI	13.72
3 x 2"	3X2WEXHRI	11.58
3 x 2 1/2"	3X2 1/2WEXHRI	11.58
4 x 2"	4X2WEXHRI	19.42
4 x 3"	4X3WEXHRI	14.85
6 x 4"	6X4WEXHRI	35.64

Eccentric Reducer



SIZE	STOCK NO	EACH
2 1/2 x 2"	212X2WEXHERI	19.13
3 x 2"	3X2WEXHERI	15.80
4 x 2"	4X2WEXHERI	33.86
4 x 2 1/2"	4X2 1/2WEXHERI	25.72
4 x 3"	4X3WEXHERI	24.65
6 x 4"	6X4WEXHERI	53.46

Cap



SIZE	STOCK NO	EACH
2"	2WEXHCAP	8.43
2 1/2"	212WEXHCAP	11.50
3"	3WEXHCAP	12.81
4"	4WEXHCAP	17.32

Tee



SIZE	STOCK NO	EACH
2"	2WEXHTI	15.11
2 1/2"	212WEXHTI	25.21
3"	3WEXHTI	23.41
4"	4WEXHTI	38.07
6"	6WEXHTI	72.53

Bolting Patterns for Steel Flanges

CLASS 150 BOLTING PATTERN AND BOLT LENGTHS

Pipe Size	Dia. of Bolt Circle	Dia. of Bolt Hole	No of Bolts	Dia. of Bolts	Machine Bolts .06" Raised Face	Stud Bolts .06" Raised Face
1/2	2.38	0.62	4	1/2	2.00	2.50
3/4	2.75	0.62	4	1/2	2.25	2.50
1	3.12	0.62	4	1/2	2.25	2.75
1 1/4	3.50	0.62	4	1/2	2.50	2.75
1 1/2	3.88	0.62	4	1/2	2.50	3.00
2	4.75	0.75	4	5/8	2.75	3.25
2 1/2	5.50	0.75	4	5/8	3.00	3.50
3	6.00	0.75	4	5/8	3.25	3.75
3 1/2	7.00	0.75	8	5/8	3.25	3.75
4	7.50	0.75	8	5/8	3.25	3.75
5	8.50	0.88	8	3/4	3.25	4.00
6	9.50	0.88	8	3/4	3.50	4.00
8	11.75	0.88	8	3/4	3.75	4.25
10	14.25	1.00	12	7/8	4.00	4.75
12	17.00	1.00	12	7/8	4.25	4.75
14	18.75	1.12	12	1	4.50	5.25
16	21.25	1.12	16	1	4.75	5.50
18	22.75	1.25	16	1 1/8	5.00	6.00
20	25.00	1.25	20	1 1/8	5.50	6.25
24	29.50	1.38	20	1 1/4	6.00	7.00

CLASS 300 BOLTING PATTERN AND BOLT LENGTHS

Pipe Size	Dia. of Bolt Circle	Dia. of Bolt Hole	No of Bolts	Dia. of Bolts	Machine Bolts .06" Raised Face	Stud Bolts .06" Raised Face
1/2	2.62	0.62	4	1/2	2.25	2.75
3/4	3.25	0.75	4	5/8	2.50	3.00
1	3.50	0.75	4	5/8	2.75	3.25
1 1/4	3.88	0.75	4	5/8	2.75	3.25
1 1/2	4.50	0.88	4	3/4	3.00	3.75
2	5.00	0.75	8	5/8	3.00	3.50
2 1/2	5.88	0.88	8	3/4	3.50	4.00
3	6.62	0.88	8	3/4	3.75	4.25
3 1/2	7.25	0.88	8	3/4	3.75	4.50
4	7.88	0.88	8	3/4	4.00	4.50
5	9.25	0.88	8	3/4	4.25	4.75
6	10.62	0.88	12	3/4	4.25	5.00
8	13.00	1.00	12	7/8	4.75	5.50
10	15.25	1.12	16	1	5.50	6.25
12	17.75	1.25	16	1 1/8	6.00	6.75
14	20.25	1.25	20	1 1/8	6.25	7.00
16	22.50	1.38	20	1 1/4	6.50	7.50
18	24.75	1.38	24	1 1/4	6.75	7.75
20	27.00	1.38	24	1 1/4	7.25	8.25
24	32.00	1.62	24	1 1/2	8.00	9.25

Steel Flanges ⁽⁰⁴ⁱ⁾ Import

Non-Stock in St. Paul

alliedfitting.com



Slip-on Flange

Nominal Pipe

SIZE	STOCK NO	EACH
Raised Face, Class 150		
1 1/4"	114WESOFI	18.00
1 1/2"	112WESOFI	18.00
2"	2WESOFI	14.90
2 1/2"	212WESOFI	25.99
3"	3WESOFI	21.46
3 1/2"	312WESOFI	26.36
4"	4WESOFI	26.36
5"	5WESOFI	45.16
6"	6WESOFI	41.47
8"	8WESOFI	62.48
10"	100WESOFI	109.07
12"	120WESOFI	161.64
16"	160WESOFI	278.72
Flat Face, Class 150		
1"	1WESOFFI	18.00
1 1/2"	112WESOFFI	18.00
2"	2WESOFFI	14.90
3"	3WESOFFI	21.46
4"	4WESOFFI	26.36
5"	5WESOFFI	45.16
6"	6WESOFFI	41.47
8"	8WESOFFI	62.48
10"	100WESOFFI	109.07
12"	120WESOFFI	161.64
Raised Face, Class 300		
1 1/4"	114WE300SOFI	24.17
1 1/2"	112WE300SOFI	24.17
2"	2WE300SOFI	23.56
2 1/2"	212WE300SOFI	26.57
3"	3WE300SOFI	29.10
4"	4WE300SOFI	41.70
6"	6WE300SOFI	73.69
8"	8WE300SOFI	123.47

Socket Weld Flange

SIZE	STOCK NO	EACH
Standard Bore, Class 150		
3/4"	34WESWFI	23.66
1"	1WESWFI	23.66

Reducing Slip-on Flange

SIZE	STOCK NO	EACH
Raised Face, Class 150		
2 x 7"	2X7WESOFI	82.94
2 x 7 1/2"	2X712WESOFI	62.86
2 1/2 x 7 1/2"	212X712WESOFI	62.86
2 1/2 x 9"	212X9WESOFI	67.34
3 x 9"	3X9WESOFI	67.34
3 x 11"	3X11WESOFI	182.85
4 x 10"	4X10WESOFI	136.58
4 x 11"	4X11WESOFI	182.85
4 x 13 1/2"	4X1312WESOFI	229.81
5 x 11"	5X11WESOFI	182.85
6 x 13 1/2"	6X1312WESOFI	229.81
Flat Face, Class 150		
4 x 3"	4X3WESOFFI	67.34

Screwed Flange

Nominal Pipe

SIZE	STOCK NO	EACH
Raised Face, Class 150		
1"	1WESCFI	26.94
1 1/4"	114WESCFI	26.94
1 1/2"	112WESCFI	26.94
2"	2WESCFI	22.29
2 1/2"	212WESCFI	36.73
3"	3WESCFI	27.49
4"	4WESCFI	32.11
Flat Face, Class 150		
2"	2WESCFFI	22.29
4"	4WESCFFI	32.11
Raised Face, Class 300		
3/4"	34WE300SCFI	29.96
1"	1WE300SCFI	29.96
1 1/2"	112WE300SCFI	29.96
2"	2WE300SCFI	26.10
2 1/2"	212WE300SCFI	48.16
3"	3WE300SCFI	38.58
4"	4WE300SCFI	55.09

Blind Flange

Nominal Pipe

SIZE	STOCK NO	EACH
Raised Face, Class 150		
1 1/2"	112WEBLFI	21.65
2"	2WEBLFI	17.79
2 1/2"	212WEBLFI	28.88
3"	3WEBLFI	22.74
4"	4WEBLFI	31.96
5"	5WEBLFI	41.70
6"	6WEBLFI	48.64
8"	8WEBLFI	79.12
10"	100WEBLFI	152.23
12"	120WEBLFI	229.50
18"	180WEBLFI	653.50
Flat Face, Class 150		
1 1/2"	112WEBLFFI	21.65
3"	3WEBLFFI	22.74
4"	4WEBLFFI	31.96
5"	5WEBLFFI	41.70
6"	6WEBLFFI	48.64
8"	8WEBLFFI	79.12
Raised Face, Class 300		
1 1/2"	112WE300BLFI	28.07
2"	2WE300BLFI	23.21
2 1/2"	212WE300BLFI	41.47
3"	3WE300BLFI	33.03
4"	4WE300BLFI	50.70
6"	6WE300BLFI	91.71
10"	100WE300BLFI	283.44
12"	120WE300BLFI	409.80

Weld Neck Flange

Nominal Pipe

SIZE	STOCK NO	EACH
Raised Face, Class 150, Standard Bore		
1"	1WEWNFI	25.81
1 1/2"	112WEWNFI	25.81
2"	2WEWNFI	22.29
2 1/2"	212WEWNFI	24.25
3"	3WEWNFI	27.76
4"	4WEWNFI	33.37
5"	5WEWNFI	51.22
6"	6WEWNFI	48.64
8"	8WEWNFI	85.75
10"	100WEWNFI	137.78
12"	120WEWNFI	200.42
14"	140WEWNFI	264.60
16"	160WEWNFI	358.70
18"	180WEWNFI	507.00
20"	200WEWNFI	616.77
Raised Face, Class 150, Extra Strong Bore		
1 1/2"	112WEWNFXI	25.81
2"	2WEWNFXI	22.29
2 1/2"	212WEWNFXI	24.25
3"	3WEWNFXI	27.76
4"	4WEWNFXI	33.37
6"	6WEWNFXI	48.64
Flat Face, Class 150		
2"	2WEWNFFI	22.29
3"	3WEWNFFI	27.76
4"	4WEWNFFI	33.37
5"	5WEWNFFI	51.22
6"	6WEWNFFI	48.64
8"	8WEWNFFI	85.75
10"	100WEWNFFI	137.78
Flat Face, Class 300		
8"	8WE300WNFFI	147.84
Raised Face, Class 300, Extra Strong Bore		
1 1/4"	114WE300WNFXI	31.72
1 1/2"	112WE300WNFXI	31.72
2"	2WE300WNFXI	29.34
3"	3WE300WNFXI	33.50
Raised Face, Class 300, Standard Bore		
2"	2WE300WNFI	29.34
2 1/2"	212WE300WNFI	33.50
3"	3WE300WNFI	33.50
4"	4WE300WNFI	55.09
5"	5WE300WNFI	85.70
6"	6WE300WNFI	85.82
8"	8WE300WNFI	147.84

Carbon Steel Lap Joint Flange

Used with SS stub ends

SIZE	STOCK NO	EACH
1"	1WELJFI	18.88
1 1/4"	114WELJFI	18.88
1 1/2"	112WELJFI	18.88
2"	2WELJFI	15.71
3"	3WELJFI	21.69
4"	4WELJFI	26.33
6"	6WELJFI	43.89

Steel Flange Accessories

(14b)

Hex Head Cap Screw

SIZE	STOCK NO	EACH
Zinc-Plated		
1/4" Diameter		
1"	14X1CASC	.08
5/16" Diameter		
1"	516X1CASC	.13
2"	516X2CASC	.13
3/8" Diameter		
3/4"	38X34CASC	.16
1"	38X1CASC	.21
1 1/4"	38X114CASC	.25
1 1/2"	38X112CASC	.24
2"	38X2CASC	.28
3"	38X3CASC	.48
1/2" Diameter		
1"	12X1CASC	.42
1 1/2"	12X112CASC	.45
2"	12X2CASC	.47
2 1/4"	12X214CASC	.65
2 1/2"	12X212CASC	.64
3"	12X3CASC	1.00
5/8" Diameter		
1 1/4"	58X114CASC	1.57
1 1/2"	58X112CASC	.86
1 3/4"	58X134CASC	1.08
2"	58X2CASC	1.04
2 1/4"	58X214CASC	1.30
2 1/2"	58X212CASC	1.53
2 3/4"	58X234CASC	1.28
3"	58X3CASC	1.60
3 1/4"	58X314CASC	1.05
3 1/2"	58X312CASC	1.60
4"	58X4CASC	1.97
4 1/2"	58X412CASC	1.47
5"	58X5CASC	3.14
3/4" Diameter		
2"	34X2CASC	1.65
2 1/4"	34X214CASC	2.03
2 1/2"	34X212CASC	1.78
2 3/4"	34X234CASC	3.24
3"	34X3CASC	1.38
3 1/4"	34X314CASC	2.89
3 1/2"	34X312CASC	2.50
3 3/4"	34X334CASC	1.91
4"	34X4CASC	3.54
4 1/2"	34X412CASC	3.53
5 1/2"	34X512CASC	5.48
7/8" Diameter		
2 1/4"	78X214CASC	4.32
2 3/4"	78X234CASC	3.76
3"	78X3CASC	3.73
3 3/4"	78X334CASC	4.00
4"	78X4CASC	4.24
4 1/2"	78X412CASC	11.70
5"	78X5CASC	6.17
1" Diameter		
4 1/2"	1X412CASC	6.53
5"	1X5CASC	8.03
1 1/8" Diameter		
5 1/2"	118X512CASC	11.02

(14b)

Stainless Steel Heavy Hex Nut

SIZE	STOCK NO	EACH
3/8"	38SSHENU	.31
1/2"	12SSHENU	.78
5/8"	58SSHENU	1.18

Stainless Steel Washer

SIZE	STOCK NO	EACH
3/8"	38SSWA	.08
1/2"	12SSWA	.17
5/8"	58SSWA	.34

Zinc Plated Fender Washers

SIZE, DESCRIPTION	STOCK NO	EACH
1/4" x 1 1/2"	14FEWA	.16
3/8" x 1 1/2"	38FEWA	.13

(14b)

Cap Nut

3/8" OD • Stainless Steel

FINISH	STOCK NO	EACH
Chrome	38CANU	.45

(14b)

Hex Nuts only for Cap Screws

SIZE	STOCK NO	EACH
Heavy Zinc-Plated		
1/4"	14GAHENU	.05
3/8"	38GAHENU	.13
1/2"	12GAHENU	.27
5/8"	58GAHENU	.49
3/4"	34GAHENU	.80
7/8"	78GAHENU	1.34
1"	1GAHENU	2.96
1 1/8"	118GAHENU	2.20

(14b)

Wrot Washer

SIZE	STOCK NO	EACH
Zinc		
1/4"	14GAWA	.03
3/8"	38GAWA	.06
1/2"	12GAWA	.15
5/8"	58GAWA	.27
3/4"	34GAWA	.37
7/8"	78GAWA	.61
1"	1GAWA	.67

(14b)

Zinc Hex Nut

SIZE	STOCK NO	EACH
3/8"	38GR5NU	.06

See Page 1407 for Flange Bolting
for Butterfly Valves

(14b)

B/7 Stud Boltswith 2 Hex Nuts

SIZE	STOCK NO	EACH
1/2" Diameter		
2 1/2"	12X212STBO	3.08
3"	12X3STBO	3.25
5/8" Diameter		
3"	58X3STBO	4.01
3 1/2"	58X312STBO	3.84
3 3/4"	58X334STBO	3.94
4"	58X4STBO	4.04
5"	58X5STBO	4.41
3/4" Diameter		
3 1/2"	34X312STBO	5.01
4"	34X4STBO	5.28
4 1/4"	34X414STBO	5.42
4 1/2"	34X412STBO	6.63
5"	34X5STBO	5.83
5 3/4"	34X512STBO	6.54
5 3/4"	34X534STBO	6.24
7/8" Diameter		
5 1/2"	78X512STBO	8.34

(02)

Bolt Packs

150# 1/16" non-asbestos ring gasket
with hex head cap screws and hex nuts.

NOM PIPE SIZE	BOLT SIZE	STOCK NO	EACH
2"	5/8 x 2 3/4"	2BOPA	8.71
2 1/2"	5/8 x 3"	212BOPA	8.97
3"	5/8 x 3"	3BOPA	9.33
4"	5/8 x 3"	4BOPA	17.35
5"	3/4 x 3 1/4"	5BOPA	28.82
6"	3/4 x 3 1/4"	6BOPA	29.10
8"	3/4 x 3 1/2"	8BOPA	29.80
10"	7/8 x 3 3/4"	100BOPA	89.72
12"	7/8 x 4"	120BOPA	92.34

Flange Gaskets and Packing

(02)

Standard Non-Asbestos Gasketing

Light green with Nitrile binder
Maximum continuous operating temp. 400° F.
Suitable for water, hydrocarbons, oil, gasoline,
150 psi steam

PIPE SIZE	STOCK NO	EACH
150 # 1/16" Thick Ring Gaskets		
1"	1RIGA	.55
1 1/4"	114RIGA	.64
1 1/2"	112RIGA	.75
2"	2RIGA	1.17
2 1/2"	212RIGA	1.47
3"	3RIGA	1.72
4"	4RIGA	2.57
5"	5RIGA	3.34
6"	6RIGA	3.30
8"	8RIGA	4.99
10"	100RIGA	6.95
12"	120RIGA	10.23
14"	140RIGA	12.17
16"	160RIGA	15.49
18"	18RIGA	18.04
150 # 1/16" Thick Full Face Gaskets		
1"	1FLGA	1.06
1 1/4"	114FLGA	1.21
1 1/2"	112FLGA	1.39
2"	2FLGA	2.05
2 1/2"	212FLGA	2.64
3"	3FLGA	2.99
4"	4FLGA	4.14
5"	5FLGA	5.19
6"	6FLGA	5.37
8"	8FLGA	7.85
300 # 1/16" Thick Ring Gaskets		
1 1/4"	114XHRIGA	.70
1 1/2"	112XHRIGA	.88
2"	2XHRIGA	1.25
2 1/2"	212XHRIGA	1.58
3"	3XHRIGA	1.98
4"	4XHRIGA	2.73
5"	5XHRIGA	3.92
6"	6XHRIGA	4.29
8"	8XHRIGA	6.20
60x60" Sheet		
1/16"	116GRSHPA	155.14

Klinger® Quantum Gaskets

This material is suitable for use in oils, water, steam, gases, salt solutions, fuels, alcohols, weak organic and inorganic acids, hydrocarbons, lubricants and refrigerants. Klinger® Quantum is manufactured with a high-quality fiber and filler compound reinforced with a high temperature resistant HNBR matrix.

150# 1/16" • Meets NSF 61 Specifications

SIZE	STOCK NO	EACH
1/2"	12QRIGA	1.98
3/4"	34QRIGA	2.71
1"	1QRIGA	3.59
1 1/2"	112QRIGA	5.74
2"	2QRIGA	8.60
3"	3QRIGA	14.23
4"	4QRIGA	22.97
6"	6QRIGA	28.95
8"	8QRIGA	44.62



(02)

Black EPDM Gaskets

Maximum Temperature 275°F

SIZE	STOCK NO	EACH
150 # 1/8" Thick Full Face Gaskets		
3/4"	3418FLGA	2.13
1"	118FLGA	2.46
1 1/4"	11418FLGA	2.84
1 1/2"	11218FLGA	3.26
2"	218FLGA	4.80
2 1/2"	21218FLGA	6.25
3"	318FLGA	7.06
4"	418FLGA	9.86
5"	518FLGA	12.36
6"	618FLGA	12.78
8"	818FLGA	18.33
Hand-Hole Gaskets		
2 1/2 x 3 1/2 x 1/2"	212X312X12HHGA	8.80
3 x 4 x 1/2"	3X4X12HHGA	9.68
3 x 4 1/2 x 1/2"	3X412X12HHGA	10.12
3 1/2 x 4 1/2 x 1/2"	312X412X12HHGA	13.20
3 1/2 x 4 1/2 x 5/8"	312X412X58HHGA	11.00
4 x 6 x 5/8"	4X6X58HHGA	12.47
4 x 6 x 3/4"	4X6X34HHGA	14.08
Man-Hole Gaskets		
10 x 14 x 1 1/4"	10X14X114MHGA	57.51
10 x 15 x 1 1/4"	10X15X114MHGA	55.00
11 x 15 x 1"	11X15X11MHGA	54.56
11 x 15 x 1 1/4"	11X15X114MHGA	55.00

(02)

Bolt Packs

150 # 1/16" non-asbestos ring gasket with hex head cap screws and hex nuts.

NOM PIPE SIZE	BOLT SIZE	STOCK NO	EACH
2"	5/8 x 2 3/4"	2BOPA	8.71
2 1/2"	5/8 x 3"	212BOPA	8.97
3"	5/8 x 3"	3BOPA	9.33
4"	5/8 x 3"	4BOPA	17.35
5"	3/4 x 3 1/4"	5BOPA	28.82
6"	3/4 x 3 1/4"	6BOPA	29.10
8"	3/4 x 3 1/2"	8BOPA	29.80
10"	7/8 x 3 3/4"	100BOPA	89.72
12"	7/8 x 4"	120BOPA	92.34

(02)

Red Rubber Gasketing

Maximum temperature 180°F.

PIPE SIZE	STOCK NO	EACH
150 # 1/16" Thick Ring Gaskets		
2"	2RRRIGA	1.06
2 1/2"	212RRRIGA	1.34
3"	3RRRIGA	1.56
4"	4RRRIGA	2.31
6"	6RRRIGA	2.99
8"	8RRRIGA	4.31
150 # 1/16" Thick Full Face Gaskets		
2"	2RRFLGA	1.85
2 1/2"	212RRFLGA	2.38
3"	3RRFLGA	2.66
4"	4RRFLGA	3.70
5"	5RRFLGA	4.64
6"	6RRFLGA	4.80
8"	8RRFLGA	6.82

36" Wide Sheets

Priced per running foot.

THICKNESS	APPROX ROLL LENGTH	STOCK NO	FT
1/16"	59'	116RUSHPA	8.12
3/32"	39'	332RUSHPA	16.61
1/8"	30'	18RUSHPA	16.28
3/16"	19'	316RUSHPA	24.44
1/4"	14'	14RUSHPA	32.56

Rolls are approximately 100 lb.

Neoprene/Nitrile Blend Gaskets

Max. operating Temp. 190°F

Primary application: PVC or CPVC flanges

150# 1/8" thick full face

SIZE	STOCK NO	EACH
2"	2PVFLGA	1.62
2 1/2"	212PVFLGA	4.16
3"	3PVFLGA	4.69
4"	4PVFLGA	6.23
6"	6PVFLGA	8.41

(02)

Dielectric Insulation Kit for 150# Flanges

Full face neoprene-faced phenolic gaskets with mylar sleeves and phenolic washers.

Maximum continuous working temp. 175°F.

SIZE	STOCK NO	PRICE
2 1/2"	212INKI	75.64
3"	3INKI	78.03
4"	4INKI	139.59
6"	6INKI	181.90

Flange Gaskets & Packing

(02)

Spiral Wound Metallic Ring Gaskets

Type RW

Carbon steel outer ring, T304 stainless steel windings with mica graphite filler, no inner ring. Maximum temperature 500°F.

PIPE SIZE	STOCK NO	EACH
150#		
1"	1SPFLGA	3.59
1 1/2"	112SPFLGA	4.14
2"	2SPFLGA	4.29
2 1/2"	212SPFLGA	4.88
3"	3SPFLGA	5.74
4"	4SPFLGA	7.81
5"	5SPFLGA	10.12
6"	6SPFLGA	11.62
8"	8SPFLGA	14.89
10"	10SPFLGA	18.46
12"	12SPFLGA	27.24
300#		
1"	1300SPFLGA	3.63
1 1/4"	114300SPFLGA	3.96
1 1/2"	112300SPFLGA	4.31
2"	2300SPFLGA	4.66
2 1/2"	212300SPFLGA	5.10
3"	3300SPFLGA	6.05
4"	4300SPFLGA	8.05
5"	5300SPFLGA	10.45
6"	6300SPFLGA	11.90
8"	8300SPFLGA	16.28



(02)

Spiral Wound Gaskets

Style CGI - Flexible Graphite Filler

Spiral Wound Gasket Style CG with internal ring for an additional compression limiting stop, with Flexible Graphite filler material. Maximum temperature 842°F.

PIPE SIZE	STOCK NO	EACH
150#		
1 1/2"	112SPFLGACGI	6.29
2"	2SPFLGACGI	7.17
2 1/2"	212SPFLGACGI	8.69
3"	3SPFLGACGI	9.31
4"	4SPFLGACGI	12.32
5"	5SPFLGACGI	17.20
6"	6SPFLGACGI	18.22
8"	8SPFLGACGI	29.44
10"	10SPFLGACGI	39.01
12"	12SPFLGACGI	45.56
300#		
1 1/2"	112300SPFLGACGI	6.86
2"	2300SPFLGACGI	7.26
2 1/2"	212300SPFLGACGI	8.78
3"	3300SPFLGACGI	9.79
4"	4300SPFLGACGI	12.50
6"	6300SPFLGACGI	18.88
8"	8300SPFLGACGI	27.43
10"	10300SPFLGACGI	37.05
12"	12300SPFLGACGI	46.82

(02)

Braided Non-Asbestos Packing in 1 Pound Spools

Packmaster # 1

- Combination of resilient non-asbestos fibers and PTFE impregnation offers a non-contaminating, general service, clean, reliable packing.
- Typical applications are rotary, centrifugal, or reciprocating pumps, and valve stems for such services as mild acids and alkalis, air and dry industrial gases, petroleum and synthetic oils, aromatic and aliphatic solvents, and steam
- Max. temp. 500°F
- pH 4-10
- Shaft speed 1500 FPM
- Pressure 300 psi (rotary/centrifugal)
- Lattice braid construction.

SIZE	STOCK NO	EACH
3/8"	38PM1	71.50

Packmaster # 2

- A combination of petroleum lubricants and graphite permeates the non-asbestos yarns to produces packing suited for services in hot and cold water, alcohol, very mild acids and alkalis, and steam.
- Typical services are rotary, centrifugal and reciprocating pumps, low pressure valves, and gasketing applications or other non-critical static sealing services.
- Max. temp. 500°F
- pH 4-10
- Shaft speed 1500 FPM
- Pressure 300 psi (rotary/centrifugal)
- Lattice braid construction.

SIZE	STOCK NO	EACH
1/4"	14PM2	71.50
5/16"	516PM2	71.50
3/8"	38PM2	71.50
7/16"	716PM2	71.50
1/2"	12PM2	71.50

Packmaster #3

- Soft and resilient non-asbestos packing saturated with petrolatum and graphite to offer added sealability. Suitable for older equipment with worn bearings or scored shafts.
- Commonly used for distillation units, cooling water systems, diesel and lubricating oils where low to medium pressures are encountered. Can also be used for hot and cold water, very mild acids and alkalis, and steam for low pressure valves, rotary, centrifugal and reciprocating pumps, and low pressure static seals.
- Max. temp. 500°F
- pH 4-10
- Shaft speed 1000 FPM
- Pressure 200 psi (rotary/centrifugal)
- Square braid construction.

SIZE	STOCK NO	EACH
1/8"	18PM3	71.50

(02)

Sealex® PTFE (Teflon) Gasketing



for Making up Flange Gaskets on the Job

Temps to 500°F

Cut slightly longer than desired circumference and cross ends next to a bolt hole.

Recommended sizes for 150# flanges:

1/4"	1 1/2 - 3"
3/8"	4-10"
1/2"	12"
5/8"	14" or larger.

SIZE	STOCK NO	EACH
3/8" x 25'	38X25TJS	157.85

(02)

Packing Hooks

Use in pairs for easier removal of packing.

SIZE	STOCK NO	EACH
6 x 1/4"	1PAHO	21.87



(02)

Style 9850 High Temp Gaskets

Composed of carbon fibers with a nitrile binder. Suitable for water, hydrocarbons, oil, gasoline, steam & most refrigerants, max pressure 2000 psi

Maximum continuous operating temp. 650° F.

PIPE SIZE	STOCK NO	EACH
-----------	----------	------

150 # 1/16" Thick Ring Gaskets

3/4"	34GARRIGA	2.62
1"	1GARRIGA	2.62
1 1/4"	114GARRIGA	3.34
1 1/2"	112GARRIGA	4.16
2"	2GARRIGA	6.27
2 1/2"	212GARRIGA	8.60
3"	3GARRIGA	10.38
3 1/2"	312GARRIGA	14.45
4"	4GARRIGA	16.74
5"	5GARRIGA	21.36
6"	6GARRIGA	21.12

150 # 1/16" Thick Full Face Gaskets

3/4"	34GARFLGA	5.43
1"	1GARFLGA	6.49
1 1/4"	114GARFLGA	7.63
1 1/2"	112GARFLGA	8.89
2"	2GARFLGA	12.85
2 1/2"	212GARFLGA	17.36
3"	3GARFLGA	19.87
3 1/2"	312GARFLGA	25.41
4"	4GARFLGA	28.45
5"	5GARFLGA	35.22
6"	6GARFLGA	36.52

300 # 1/16" Thick Ring Gaskets

3/4"	34XHGARRIGA	2.62
1"	1XHGARRIGA	3.08
1 1/4"	114XHGARRIGA	3.87
1 1/2"	112XHGARRIGA	5.10
2"	2XHGARRIGA	7.00
2 1/2"	212XHGARRIGA	9.48
3"	3XHGARRIGA	12.34
3 1/2"	312XHGARRIGA	15.00
4"	4XHGARRIGA	17.97
5"	5XHGARRIGA	25.61
6"	6XHGARRIGA	28.38

300 # 1/16" Thick Full Face Gaskets

3/4"	34XHGARFLGA	6.80
1"	1XHGARFLGA	8.12
1 1/4"	114XHGARFLGA	9.55
1 1/2"	112XHGARFLGA	11.11
2"	2XHGARFLGA	16.06
2 1/2"	212XHGARFLGA	21.69
3"	3XHGARFLGA	24.84
3 1/2"	312XHGARFLGA	31.77
4"	4XHGARFLGA	35.55
5"	5XHGARFLGA	44.02
6"	6XHGARFLGA	45.65



PAINTED

No. 10 90° Grooved Elbows

SIZE	STOCK NO	EACH
2"	.2V10	152.92
2½"	.212V10	152.92
3"	.3V10	267.08
4"	.4V10	290.42
5"	.5V10	686.67
6"	.6V10	806.67
8"	.8V10	1673.75
10"	.10V10	3093.75
Quickvic™ Fittings		
2"	2QV10	71.11
2½"	212QV10	82.96
3"	3QV10	129.63
4"	4QV10	159.26
6"	6QV10	247.41
8"	8QV10	373.33

No. 10 90° Grooved Elbows

GALVANIZED

SIZE	STOCK NO	EACH
2"	2V10G	201.25
2½"	212V10G	201.25
3"	3V10G	333.33
4"	4V10G	405.42
5"	5V10G	886.67
6"	6V10G	1065.83
8"	8V10G	2202.91



PAINTED

No. 11 45° Grooved Elbows

SIZE	STOCK NO	EACH
2"	.2V11	152.92
2½"	.212V11	152.92
3"	.3V11	267.08
4"	.4V11	290.42
5"	.5V11	686.67
6"	.6V11	806.67
8"	.8V11	1673.75
10"	.10V11	2007.50
Quickvic™ Fittings		
2"	2QV11	71.11
2½"	212QV11	82.96
3"	3QV11	129.63
4"	4QV11	159.26
6"	6QV11	247.41
8"	8QV11	251.85

No. 11 45° Grooved Elbows

GALVANIZED

SIZE	STOCK NO	EACH
2½"	212V11G	192.92
3"	3V11G	314.17
4"	4V11G	375.00
5"	5V11G	850.83
6"	6V11G	1017.08
8"	8V11G	2097.91

No. 12 22½° Grooved Elbow

PAINTED

SIZE	STOCK NO	EACH
3"	.3V12	238.33
4"	.4V12	313.33
6"	.6V12	870.42



PAINTED

No. 13 11¼° Grooved Elbow

SIZE	STOCK NO	EACH
3"	.3V13	238.33
4"	.4V13	290.42
6"	.6V13	820.83

(07) CTS Flange Grooved



SIZE	STOCK NO	EACH
2½"	BSRG025	89.93
3"	BSRG003	107.92
4"	BSRG004	163.41
5"	BSRG005	203.70
6"	BSRG006	237.30
8"	BSRG008	267.96



PAINTED

No. 20 Grooved Tee

SIZE	STOCK NO	EACH
2"	2V20	235.00
2½"	.212V20	235.00
3"	3V20	320.42
4"	4V20	486.67
5"	5V20	1128.75
6"	6V20	1301.67
8"	8V20	2847.08
10"	10V20	3700.41

Quickvic™ Fittings

2"	2QV20	111.11
2½"	212QV20	122.96
3"	3QV20	155.56
4"	4QV20	266.67
6"	6QV20	399.26
8"	8QV20	451.85

No. 20 Grooved Tee

GALVANIZED

SIZE	STOCK NO	EACH
2½"	212V20G	305.42
3"	3V20G	438.33
4"	4V20G	659.58
5"	5V20G	1430.83
6"	6V20G	1775.00
8"	8V20G	3734.58



PAINTED

No. 25 Reducing Tees

SIZE	STOCK NO	EACH
2½ x 2"	212X2V25	492.08
3 x 1½"	.3X112V25	434.17
3 x 2"	3X2V25	434.17
3 x 2½"	3X212V25	434.17
4 x 2"	4X2V25	584.58
4 x 2½"	4X212V25	584.58
4 x 3"	4X3V25	584.58
5 x 2½"	5X212V25	1149.58
5 x 3"	5X3V25	1149.58
5 x 4"	5X4V25	1243.75
6 x 2½"	6X212V25	1368.75
6 x 3"	6X3V25	1368.75
6 x 4"	6X4V25	1368.75
6 x 5"	6X5V25	1368.75
8 x 4"	8X4V25	2847.08
8 x 5"	8X5V25	2847.08
8 x 6"	8X6V25	2847.08
10 x 8"	10X8V25	3171.25

No. 25 Reducing Tees

GALVANIZED

SIZE	STOCK NO	EACH
3 x 2½"	3X212V25G	559.17
4 x 2"	4X2V25G	764.17
4 x 2½"	4X212V25G	764.17
4 x 3"	4X3V25G	764.17
5 x 3"	5X3V25G	1446.25
5 x 4"	5X4V25G	1571.25
6 x 2½"	6X212V25G	1797.08
6 x 3"	6X3V25G	1797.08
6 x 4"	6X4V25G	1797.08
8 x 6"	8X6V25G	3718.75

Steam Rated

No. 870 Rigid Coupling

- For use on schedules 40 and 80 carbon steel pipe
- Saturated steam systems up to 150 psi/1034 kPa/10 bar
- -20°F to +366°F
- Spring-energized PTFE composite seal
- Designed in accordance with ASME B31.1, ASME B31.3 & ASME B31.9



SIZE	STOCK NO	EACH
2"	2V870	992.59
2½"	212V870	1197.04
3"	3V870	1256.30
4"	4V870	1468.15

OGS-200 90° Grooved Elbows

- For use on schedules 40 and 80 carbon steel pipe
- Designed in accordance with ASME B31.1, ASME B31.3 & ASME B31.9



SIZE	STOCK NO	EACH
2"	2V890	311.85
2½"	212V890	442.96
3"	3V890	633.33
4"	4V890	1162.96

OGS-200 45° Grooved Elbows

- For use on schedules 40 and 80 carbon steel pipe
- Designed in accordance with ASME B31.1, ASME B31.3 & ASME B31.9



SIZE	STOCK NO	EACH
2"	2V811	245.93
2½"	212V811	324.44
3"	3V811	445.93
4"	4V811	779.26

OGS-200 Grooved Tees

- For use on schedules 40 and 80 carbon steel pipe
- Designed in accordance with ASME B31.1, ASME B31.3 & ASME B31.9



SIZE	STOCK NO	EACH
2"	2V820	500.00
2½"	212V820	752.59
3"	3V820	1051.85
4"	4V820	1884.44

No. 60 Cap



PAINTED

SIZE	STOCK NO	EACH
2"	2V60	130.83
2½"	212V60	130.83
3"	3V60	130.83
4"	4V60	139.58
5"	5V60	320.42
6"	6V60	320.00
8"	8V60	607.92
10"	10V60	1060.00

No. 60 Cap

GALVANIZED

SIZE	STOCK NO	EACH
2"	2V60G	153.75
2½"	212V60G	153.75
3"	3V60G	153.75
4"	4V60G	182.08
5"	5V60G	428.75
6"	6V60G	428.75
8"	8V60G	803.33



No. 741 Flange

GALVANIZED

NOM. SIZE	PIPE O.D.	STOCK NO	EACH
2½"	2.875	212V741G	760.00
3"	3.500	3V741G	821.67
4"	4.500	4V741G	1099.17
5"	5.563	5V741G	1272.92
6"	6.625	6V741G	1395.42
8"		8V741G	1623.75

No. 741-E Flange

With E-Gasket



NOM. SIZE	PIPE O.D.	STOCK NO	EACH
2"	2.375	2V741E	497.92
2½"	2.875	212V741E	617.08
3"	3.500	3V741E	666.25
4"	4.500	4V741E	887.08
5"	5.563	5V741E	1030.00
6"	6.625	6V741E	1122.92
8"		8V741E	1267.92

Flange Metal Washer

For 741 Series Flange

SIZE	STOCK NO	EACH
2½"	212FLMEWA	31.75
3"	3FLMEWA	37.71
4"	4FLMEWA	40.16
5"	5FLMEWA	46.98
6"	6FLMEWA	54.63
8"	8FLMEWA	67.88

PAINTED



No. 177 Quickvic™ Flexible Coupling

With EHP Gasket

NOM. SIZE	PIPE O.D.	STOCK NO	EACH
2"	2.375	2V177	130.83
2½"	2.875	212V177	152.08
3"	3.500	3V177	166.67
4"	4.500	4V177	240.83
5"	5.563	5V177	383.33
6"	6.625	6V177	426.25
8"	8.625	8V177	731.67

PAINTED



No. 75 Quickvic™ Flexible Coupling

With E Gasket

NOM. SIZE	PIPE O.D.	STOCK NO	EACH
2"	2.375	2V75	157.00
2½"	2.875	212V75	182.50
3"	3.500	3V75	200.00
4"	4.500	4V75	289.00
5"	5.563	5V75	433.50
6"	6.625	6V75	511.50
8"	8.625	8V75	828.00

E Gaskets ONLY

SIZE	STOCK NO	EACH
For 07/75/77 Series		
2"	.2VGAS07E	87.00
2½"	.212VGAS07E	100.50
3"	.3VGAS07E	107.00
4"	.4VGAS07E	133.50
5"	.5VGAS07E	171.50
6"	.6VGAS07E	183.50
8"	.8VGAS07E	249.50
For 107/177 Series		
2"	.2VGAS107E	102.50
2½"	.212VGAS107E	111.25
3"	.3VGAS107E	125.00
4"	.4VGAS107E	166.67
5"	.5VGAS107E	249.58
6"	.6VGAS107E	277.50
8"	.8VGAS107E	333.75
For 741 Series		
2"	.2VGAS741E	59.58
2½"	.212VGAS741E	68.75
3"	.3VGAS741E	74.17
4"	.4VGAS741E	94.17
5"	.5VGAS741E	112.50
6"	.6VGAS741E	125.00
8"	.8VGAS741E	166.67

T Grade Gaskets ONLY

Recommended for petroleum products, air with oil vapors, vegetable and mineral oils within the specified temperature range. (-20°F to 150°F)

SIZE	STOCK NO	EACH
For 107/177 Series		
2½"	.212VGAS107T	120.00
3"	.3VGAS107T	125.00
4"	.4VGAS107T	166.67
5"	.5VGAS107T	249.58
6"	.6VGAS107T	277.50



PAINTED

Quickvic™ Rigid Coupling

SIZE	STOCK NO	EACH
No. 107V with EHP Gasket		
2"	2V107V	130.42
2½"	.212V107V	147.92
3"	3V107V	170.83
4"	4V107V	236.25
5"	5V107V	304.17
6"	6V107V	397.08
8"	8V107V	627.50
10"	10V107V	1212.92

No. 107 Quickvic™ Rigid Coupling

With EHP Gasket

GALVANIZED

NOM. SIZE	PIPE O.D.	STOCK NO	EACH
2"	2.375	2V107EG	164.17
2½"	2.875	212V107EG	186.25
3"	3.500	3V107EG	216.67
4"	4.500	4V107EG	304.17
5"	5.563	5V107EG	395.42
6"	6.625	6V107EG	516.67
8"	8.625	8V107EG	814.58



PAINTED

No. 99 Roust A Bout Coupling

With E Gasket

SIZE	STOCK NO	EACH
2"	2V99	568.89
2½"	.212V99	568.89
3"	3V99	828.89
4"	4V99	958.52
5"	5V99	1355.55
6"	6V99	1656.29
8"	8V99	2916.29
10"	10V99	3783.70
12"	12V99	4747.40

PAINTED



No. 750 Reducing Coupling

With E Gasket

SIZE	STOCK NO	EACH
2½" x 2"	.212X2V750	266.50
3x2"	.3X2V750	301.00
3x2½"	.3X212V750	262.50
4x2"	.4X2V750	474.50
4x2½"	.4X212V750	425.50
4x3"	.4X3V750	400.00
5x4"	.5X4V750	534.00
6x4"	.6X4V750	802.50
6x5"	.6X5V750	705.00



PAINTED

No. 50 GxG Grooved Concentric Reducer

SIZE	STOCK NO	EACH
2½" x 2"	.212X2V50	178.33
3x2"	.3X2V50	158.33
3x2½"	.3X212V50	214.17
4x2"	.4X2V50	209.58
4x2½"	.4X212V50	257.50
4x3"	.4X3V50	257.50
5x2½"	.5X212V50	520.00
5x3"	.5X3V50	297.50
5x4"	.5X4V50	354.17
6x3"	.6X3V50	466.67
6x4"	.6X4V50	410.00
6x5"	.6X5V50	601.67
8x4"	.8X4V50	828.75
8x5"	.8X5V50	828.75
8x6"	.8X6V50	1050.42
10x8"	.10X8V50	2060.00

No. 50 GxG Grooved Concentric Reducer

GALVANIZED

SIZE	STOCK NO	EACH
2½" x 2"	.212X2V50G	209.58
3x2½"	.3X212V50G	257.50
4x2½"	.4X212V50G	312.50
4x3"	.4X3V50G	312.50
5x4"	.5X4V50G	440.83
6x4"	.6X4V50G	527.92
6x5"	.6X5V50G	744.58
8x6"	.8X6V50G	1315.42

No. 52 Grooved x MIP Concentric Reducer

PAINTED

SIZE	STOCK NO	EACH
2½" x 2"	.212X2V52	186.25
3x2"	.3X2V52	227.50
3x2½"	.3X212V52	273.75
4x2"	.4X2V52	275.42
4x3"	.4X3V52	337.08

No. 52 Grooved x MIP Concentric Reducer

GALVANIZED

SIZE	STOCK NO	EACH
2½" x 2"	.212X2V52G	227.50
3x2"	.3X2V52G	271.25
3x2½"	.3X212V52G	320.42
4x2"	.4X2V52G	327.92
4x3"	.4X3V52G	396.67



PAINTED

No. 51 Grooved Eccentric Reducer

SIZE	STOCK NO	EACH
3x2"	.3X2V51	419.58
3x2½"	.3X212V51	419.58
4x2½"	.4X212V51	510.42
4x3"	.4X3V51	510.42
5x3"	.5X3V51	2300.41
5x4"	.5X4V51	690.83
6x3"	.6X3V51	916.67
6x4"	.6X4V51	804.17
6x5"	.6X5V51	963.75
8x4"	.8X4V51	4014.58
8x5"	.8X5V51	4014.58
8x6"	.8X6V51	1618.75



PAINTED

No. 80 Female Threaded Adapter

Ductile Iron

SIZE	STOCK NO	EACH
2"	2V80	271.25
2 1/2"	212V80	271.25
3"	3V80	313.33

PAINTED



No. 40 Grooved X Threaded Black Adapter Nipple

SIZE	STOCK NO	EACH
1/2 x 4"	112X4V40	94.17
2 x 4"	2X4V40	94.17
2 1/2 x 4"	212X4V40	108.33
3 x 4"	3X4V40	130.83
4 x 6"	4X6V40	211.25
5 x 6"	5X6V40	431.25



PAINTED



No. 920 Mechanical Tees

Clamp-on Type with FIP outlet
Run x Branch

SIZE	STOCK NO	EACH
2 x 1/2"	2X12V920	171.00
2 x 3/4"	2X34V920	171.00
2 x 1"	2X1V920	171.00
2 x 1 1/4"	2X114V920	197.00
2 x 1 1/2"	2X112V920	197.00
2 1/2 x 1/2"	212X12V920	171.00
2 1/2 x 3/4"	212X34V920	171.00
2 1/2 x 1"	212X1V920	171.00
2 1/2 x 1 1/4"	212X114V920	238.50
2 1/2 x 1 1/2"	212X112V920	238.50
3 x 1/2"	3X12V920	197.00
3 x 3/4"	3X34V920	197.00
3 x 1"	3X1V920	197.00
3 x 1 1/4"	3X114V920	246.00
3 x 1 1/2"	3X112V920	246.00
3 x 2"	3X2V920	283.50
4 x 1/2"	4X12V920	245.00
4 x 3/4"	4X34V920	245.00
4 x 1"	4X1V920	245.00
4 x 1 1/4"	4X114V920	286.00
4 x 1 1/2"	4X112V920	297.50
4 x 2"	4X2V920	297.50
4 x 2 1/2"	4X212V920	310.50
4 x 3"	4X3V920	330.50
5 x 1 1/2"	5X112V920	362.00
5 x 2"	5X2V920	362.00
6 x 1 1/2"	6X112V920	371.00
6 x 2"	6X2V920	371.00
6 x 2 1/2"	6X212V920	400.00
6 x 3"	6X3V920	425.00
6 x 4"	6X4V920	471.00



GALVANIZED

No. 920 Mechanical Tees

Clamp-on Type with FIP outlet
Run x Branch

SIZE	STOCK NO	EACH
2 1/2 x 3/4"	212X34V920G	213.50
2 1/2 x 1"	212X1V920G	213.50
3 x 1"	3X1V920G	238.50
3 x 1 1/4"	3X114V920G	307.00
3 x 1 1/2"	3X112V920G	307.00
3 x 2"	3X2V920G	350.50
4 x 1"	4X1V920G	292.50
4 x 1 1/2"	4X112V920G	374.00
4 x 2"	4X2V920G	377.00
4 x 2 1/2"	4X212V920G	400.50
6 x 2"	6X2V920G	474.50
6 x 3"	6X3V920G	544.00
6 x 4"	6X4V920G	610.50

No. 647 Clearflow Dielectric Waterway Fittings



For continuous use at temperatures up to 225°F
and for pressures up to 300psi.

SIZE	STOCK NO	EACH
MPT x MPT		
1/2 x 3"	12X3TV647	134.07
3/4 x 3"	34X3TV647	134.07
1 x 4"	1X4TV647	200.00
1 1/4 x 4"	114X4TV647	278.52
1 1/2 x 4"	112X4TV647	334.07
2 x 4"	2X4TV647	380.74
2 1/2 x 6"	212X6TV647	510.37
GRV x MPT		
1 1/2 x 4"	112X4TVG647	374.07
2 x 4"	2X4TVG647	380.74

(18) LA-CO Gasket Lube

DESCRIPTION	STOCK NO	EACH
1 Quart	QTGALU	17.25

(09v) Victaulic Gasket Lube

DESCRIPTION	STOCK NO	EACH
1 Quart	QTLUBE	275.42

Tego Dielectric Waterway Fittings ⁽²⁾




Tego Dielectric Waterway Fittings

Steel exterior with polymer lining.
For continuous use at temperatures up to 225°F
and for pressures up to 300psi.

SIZE	STOCK NO	EACH
MPT x MPT		
1/2 x 3"	5010001	4.51
3/4 x 3"	5020001	4.77
1 x 4"	5030001	10.08
1 1/4 x 4"	5040001	11.69
1 1/2 x 4"	5050001	13.08
2 x 4"	5060001	15.99
2 1/2 x 6"	5070001	34.38
GRV x MPT		
1 1/2 x 4"	5050002	15.53
2 x 4"	5060002	16.29

Rental Tools ⁽⁴¹⁾



VG28 Gear Drive

For Grooving 4 – 6" Steel Pipe.
Requires Power Mule

STOCK NO	EACH
VG28	30707.10
RENTAL	Call for Pricing



Power Mule

External Power Source
For use with VG28

STOCK NO	EACH
POWERMULE	30696.57
RENTAL	Call for Pricing



RU1041 Portable Roll Groover

For use with Steel Pipe

STOCK NO	EACH
RU1041RENTAL	Call for Pricing



VE272SFS VIC-EASY FIELD ROLL GROOVING TOOL

Roll grooves 3/4 – 12" pipe
(Supplied with 2 – 12" carbon steel roll sets)
Requires VPD752 or Ridgid 300 Power Drive


STOCK NO	EACH
VE272SFS	13101.30
RENTAL	Call for Pricing



VE26C Copper In-Place Manual Roll Groover

2" – 6" Copper

STOCK NO	EACH
VE26C	3078.45
RENTAL	Call for Pricing



VE226C Copper Tube Groover

2" – 6" Copper

STOCK NO	EACH
VE226C	3447.90
RENTAL	Call for Pricing



HCT908 Hole Cutting Tool

1/2" – 4"

STOCK NO	EACH
HCT908	5983.20
RENTAL	Call for Pricing

Grooved Steel



Series 761 Steel Grooved Butterfly Valves

- Designed to provide bubble-tight shut-off in both directions to 300 PSI
- Ductile Iron ONLY
- EPDM disc

SIZE	STOCK NO	EACH
10-Position Handle with Memory Stop		
2"	V020761SE2	1303.11
2 1/2"	V025761SE2	1605.33
3"	V030761SE2	1674.66
4"	V040761SE2	1998.22
5"	V050761SE2	3558.22
6"	V060761SE2	3756.89
8"	V080761SE2	4883.55
Gear Operator		
8"	V080761SE3	5913.33



Series 716 Grooved Check Valves

SIZE	STOCK NO	EACH
2 1/2"	212V716H	1773.98
3"	3V716H	2091.57
4"	4V716	2210.83
5"	5V716	3669.81
6"	6V716	4347.77
8"	8V716	5938.33



**For Grooved Copper Fittings
Please Refer to Page 1118**

Grooved Fitting Valves ⁽⁰⁹⁾

victaulic.com

No. 788 Flanged End Circuit Balancing Valves

- Ductile iron body and Ametal® trim
- Precise flow measurement and balancing
- Positive shut-off with no drip seat
- Provision for connecting to a portable differential (Ft. of head) pressure meter



SIZE	STOCK NO	EACH
2 1/2"	.212V788	1838.81
3"	3V788	2805.33
4"	4V788	3865.48
5"	5V788	6914.36
6"	6V788	8838.51

No. 789 Grooved End Circuit Balancing Valves

- Ductile iron body and Ametal® trim
- Precise flow measurement and balancing
- Positive shut-off with no drip seat
- Provision for connecting to a portable differential (Ft. of head) pressure meter



SIZE	STOCK NO	EACH
2 1/2"	212V789	1589.92
3"	3V789	2469.33
4"	4V789	3412.74
5"	5V789	6173.62
6"	6V789	8269.03
8"	8V789	17610.65

No. 790 TA Series Balancing Valve

- For use on heating (not steam), cooling, and potable water systems
- Balancing, pre-setting, measuring, shut-off, and draining (with accessory) capabilities
- Sizes from 1/2" - 2" | DN15 - DN50
- Pressures up to 400 psi | 2758 kPa | 27.6 bar
- Rated from -4°F to 248°F | -20°C to 120°C



SIZE	STOCK NO	EACH
For Potable Water Applications		
1/2"	12V790	234.07
3/4"	34V790	254.22
1"	1V790	355.56
1 1/4"	.114V790	541.04
1 1/2"	.112V790	653.04
2"	2V790	965.92

No. 732 Wye-Type Strainer

- Ductile Iron Body
- Access Cap & Coupling
- Type 304 Stainless Steel Basket
- Supplied with an NPT Tap & Plug to Accommodate a Drain or Blow Down Valve.



SIZE	STOCK NO	EACH
2 1/2"	.212V732	3036.00
3"	3V732	3410.22
4"	4V732	3859.11
5"	5V732	5581.77
6"	6V732	6056.88
8"	8V732	9283.10

No. 786 Sweat End Circuit Balancing Valves

- Full Ametal® copper alloy bodies
- Can be installed in any direction
- Precise flow measurement and balancing
- Positive shut-off with no drip seat
- Drain port suitable for bib fitting



SIZE	STOCK NO	EACH
1/2"	12V786	200.30
3/4"	34V786	210.37
1"	1V786	280.89
1 1/4"	.114V786	427.26
1 1/2"	.112V786	491.85
2"	2V786	737.18

No. 787 NPT End Circuit Balancing Valves

- Full Ametal® copper alloy bodies
- Can be installed in any direction
- Precise flow measurement and balancing
- Positive shut-off with no drip seat
- Drain port suitable for bib fitting



SIZE	STOCK NO	EACH
1/2"	.12V787	194.37
3/4"	.34V787	212.15
1"	.1V787	285.04
1 1/4"	.114V787	432.59
1 1/2"	.112V787	498.37
2"	.2V787	743.11

KOIL-KIT

Coil Packs • Threaded

Kit Includes: Series 78U, 786 & 78K

SIZE	STOCK NO	EACH
(2) - 24" Hoses included		
1/2"	12V79978KH	775.00
3/4"	34V79978KH	925.00
1"	1V79978KH	1376.00
Hose not included		
1/2"	12V79978K	600.00
3/4"	34V79978K	639.00
1"	1V79978K	899.00

KOIL-KIT

Coil Packs • Threaded • Hose not included

Kit Includes: Series 78U, 787 & 78Y

SIZE	STOCK NO	EACH
1/2"	12V799T	511.00
3/4"	34V799T	548.00
1"	1V799T	797.50
3/4" x 1/2"	34X12V799T	533.00

(12)

9517/19AB Series

Fixed Orifice Double Regulating Valve
300WOG • Water from 15°F to 260°F
THREADED

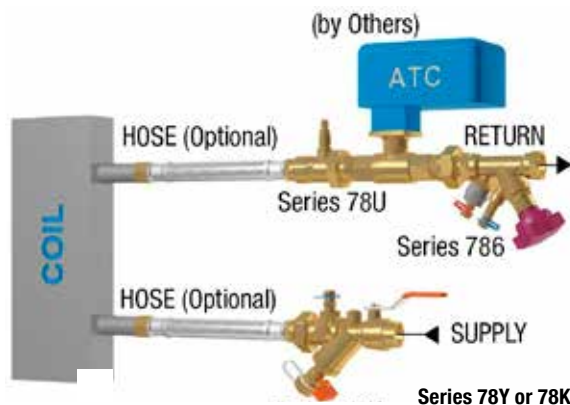
SIZE	STOCK NO	EACH
1/2"	129517AB	81.20
1/2" (Low Flow)	129517ABL	81.20
3/4"	349517AB	86.10
1"	19517AB	95.81

SWEAT

1/2" (Low Flow)	129519ABL	81.20
-----------------	-----------	-------



redwhitevalvecorp.com



KOIL-KIT

Coil Packs • Sweat • Hose not included

Kit Includes: Series 78U, 786 & 78Y

SIZE	STOCK NO	EACH
1/2"	12V799	515.50
3/4"	34V799	545.50
1"	1V799	793.50
1 1/2"	.112V799	1383.00
2"	2V799	1840.00
3/4" x 1/2"	34X12V799	538.00

Copper Pipe and Tubing ⁽⁰⁶⁾

camlee.com



Type M Hard Copper

For General Plumbing with soldered fittings only.
10' and 20' Lengths

NOMINAL	O.D.	WALL THICKNESS	STOCK NO	PER FOOT
3/8 x 20'	.500	.025	38MH	2.62
1/2 x 10'	.625	.028	12X10MH	2.98
1/2 x 20'	.625	.028	12MH	2.98
3/4 x 10'	.875	.032	34X10MH	4.83
3/4 x 20'	.875	.032	34MH	4.83
1 x 10'	1.125	.035	1X10MH	7.41
1 x 20'	1.125	.035	1MH	7.41
1 1/4 x 10'	1.375	.042	114X10MH	11.10
1 1/4 x 20'	1.375	.042	114MH	11.10
1 1/2 x 10'	1.625	.049	112X10MH	15.27
1 1/2 x 20'	1.625	.049	112MH	15.27
2 x 10'	2.125	.058	2X10MH	23.49
2 x 20'	2.125	.058	2MH	23.49
2 1/2 x 20'	2.625	.065	212MH	34.03
3 x 20'	3.125	.072	3MH	45.18
4 x 20'	4.125	.095	4MH	83.24

Type L Hard Copper

For General Plumbing
10' and 20' Lengths

NOMINAL	O.D.	WALL THICKNESS	STOCK NO	PER FOOT
1/4" x 20'	.375	.030	14LH	2.26
3/8" x 20'	.500	.035	38LH	3.31
1/2" x 10'	.625	.040	12X10LH	4.04
1/2" x 20'	.625	.040	12LH	4.04
3/4" x 10'	.875	.045	34X10LH	6.59
3/4" x 20'	.875	.045	34LH	6.59
1" x 10'	1.125	.050	1X10LH	9.66
1" x 20'	1.125	.050	1LH	9.66
1 1/4" x 10'	1.375	.055	114X10LH	13.37
1 1/4" x 20'	1.375	.055	114LH	13.37
1 1/2" x 10'	1.625	.060	112X10LH	17.02
1 1/2" x 20'	1.625	.060	112LH	17.02
2" x 10'	2.125	.070	2X10LH	26.63
2" x 20'	2.125	.070	2LH	26.63
2 1/2" x 10'	2.625	.080	212X10LH	38.12
2 1/2" x 20'	2.625	.080	212LH	38.12
3" x 10'	3.125	.090	3X10LH	53.24
3" x 20'	3.125	.090	3LH	53.24
4" x 10'	4.125	.110	4X10LH	89.13
4" x 20'	4.125	.110	4LH	89.13
5" x 20'	5.125	.125	5LH	129.68
6" x 20'	6.125	.140	6LH	176.11

Type K Hard Copper

For General Plumbing
20' Lengths

NOMINAL	O.D.	WALL THICKNESS	STOCK NO	PER FOOT
1/2"	.625	.049	12KH	5.43
3/4"	.875	.065	34KH	9.93
1"	1.125	.065	1KH	12.91
1 1/4"	1.375	.065	114KH	16.21
1 1/2"	1.625	.072	112KH	21.39
2"	2.125	.083	2KH	31.84
2 1/2"	2.625	.095	212KH	46.80
3"	3.125	.100	3KH	64.60

Type L (ACR) Hard Copper

O.D. WALL THICKNESS STOCK NO PER FOOT

O.D.	WALL THICKNESS	STOCK NO	PER FOOT
20' Lengths			
3/8"	.030	38ACRH	2.44
1/2"	.035	12ACRH	3.67
5/8"	.040	58ACRH	4.75
3/4"	.042	34ACRH	6.34
7/8"	.045	78ACRH	7.55
1 1/8"	.050	118ACRH	10.86
1 3/8"	.055	138ACRH	14.47
1 5/8"	.060	158ACRH	18.80
2 1/8"	.070	218ACRH	28.36
2 5/8"	.080	258ACRH	40.77
3 1/8"	.090	318ACRH	55.11
4 1/8"	.110	418ACRH	98.60
10' Lengths			
5/8"	.040	58X10ACRH	4.75
7/8"	.045	78X10ACRH	7.55
1 1/8"	.050	118X10ACRH	10.86
1 3/8"	.055	138X10ACRH	14.47
1 5/8"	.060	158X10ACRH	18.80
2 1/8"	.070	218X10ACRH	28.36

Type K Cleaned and Capped Copper

For Oxygen Service

NOMINAL	O.D.	WALL THICKNESS	STOCK NO	PER FOOT
1/2"	.625	.049	12KHCC	5.67
3/4"	.875	.065	34KHCC	10.58
1"	1.125	.065	1KHCC	13.48
1 1/4"	1.375	.065	114KHCC	16.81
1 1/2"	1.625	.072	112KHCC	22.58
2"	2.125	.083	2KHCC	33.37

032 Wall Hard Copper

O.D.	STOCK NO	PER FOOT
1/4"	14032WL	2.58

CT Series Plugs

The CT Series is designed to plug and protect Type L and M copper tubing. A tapered body with reinforced cross-braces provides exceptional protection for the tube configuration.

O.D.	STOCK NO	PER FOOT
5/8"	CT12	.68
7/8"	CT20	.73
1 1/8"	CT24	1.08
1 3/8"	CT28	1.24
1 5/8"	CT32	1.49
2 1/8"	CT36	2.88
2 5/8"	CT40	3.03
3 1/8"	CT44	6.76
4 1/8"	CT52	7.71

Type L Soft Copper

For General Plumbing
60' and 100' coils

NOMINAL	O.D.	WALL THICKNESS	STOCK NO	PER FOOT
1/4 x 60'	.375	.030	14X60LS	2.28
1/4 x 100'	.375	.030	14X100LS	2.28
3/8 x 60'	.500	.035	38X60LS	3.39
3/8 x 100'	.500	.035	38X100LS	3.39
1/2 x 60'	.625	.040	12X60LS	4.94
1/2 x 100'	.625	.040	12X100LS	4.94
3/4 x 60'	.875	.045	34X60LS	7.86
3/4 x 100'	.875	.045	34X100LS	7.86
1 x 60'	1.125	.050	1X60LS	11.26
1 x 100'	1.125	.050	1X100LS	11.26
1 1/4 x 60'	1.375	.055	114X60LS	15.28
1 1/2 x 60'	1.625	.060	112X60LS	19.67

Type K-Soft Copper

For Underground Service and General Plumbing

NOMINAL	O.D.	WALL THICKNESS	STOCK NO	PER FOOT
1/4 x 60'	.375	.035	14X60KS	2.68
1/4 x 100'	.375	.035	14X100KS	2.68
3/8 x 60'	.500	.049	38X60KS	4.84
3/8 x 100'	.500	.049	38X100KS	4.84
1/2 x 60'	.625	.049	12X60KS	5.91
1/2 x 100'	.625	.049	12X100KS	5.91
3/4 x 60'	.875	.065	34X60KS	11.02
3/4 x 100'	.875	.065	34X100KS	11.02
1 x 60'	1.125	.065	1X60KS	14.63
1 x 75'	1.125	.065	1X75KS	14.63
1 x 100'	1.125	.065	1X100KS	14.63
1 1/4 x 60'	1.375	.065	114X60KS	17.94
1 1/2 x 60'	1.625	.072	112X60KS	23.31
2 x 40'	2.125	.083	2X40KS	35.78
20' Lengths				
1 1/2 x 20'	1.625	.072	112X20KS	27.64
2 x 20'	2.125	.083	2X20KS	42.54

Copper Refrigeration Tube

For Refrigeration purposes

O.D.	WALL THICKNESS	STOCK NO	PER COIL
1/8"	.030	18ACRS	58.16
3/16"	.030	316ACRS	67.99
1/4"	.030	14ACRS	77.45
5/16"	.032	516ACRS	105.02
3/8"	.032	38ACRS	109.49
1/2"	.032	12ACRS	155.78
5/8"	.035	58ACRS	208.51
3/4"	.035	34ACRS	248.77
7/8"	.045	78ACRS	369.22

Copper Solder Fittings ⁽⁰⁷⁾

camlee.com



Straight 90° Elbow

Copper to Copper

SIZE	STOCK NO	EACH
1/8"	18COL	4.67
1/4"	14COL	4.38
3/8"	38COL	4.24
1/2"	12COL	1.53
5/8"	58COL	8.86
3/4"	34COL	3.37
1"	1COL	8.27
1 1/4"	114COL	12.26
1 1/2"	112COL	19.11
2"	2COL	34.80
2 1/2"	212COL	63.47
3"	3COL	90.23
4"	4COL	197.60
5"	5COL	776.38
6"	6COL	1034.47

Reducing 90° Elbow

1/2 x 1/4"	12X14COL	13.99
1/2 x 3/8"	12X38COL	13.67
3/4 x 1/2"	34X12COL	8.64
3/4 x 5/8"	34X58COL	8.28
1 x 1/2"	1X12COL	17.69
1 x 3/4"	1X34COL	15.83
1 1/4 x 3/4"	114X34COL	79.97
1 1/4 x 1"	114X1COL	39.92
1 1/2 x 1 1/4"	112X114COL	52.48
2 x 1 1/2"	2X112COL	70.69



90° Long Radius Elbow

Copper to Copper

SIZE	STOCK NO	EACH
5/16"	516COLRL	7.26
1/4"	14COLRL	5.98
3/8"	38COLRL	7.55
1/2"	12COLRL	6.77
5/8"	58COLRL	6.85
3/4"	34COLRL	8.76
1"	1COLRL	14.09
1 1/4"	114COLRL	22.81
1 1/2"	112COLRL	30.01
2"	2COLRL	78.98
2 1/2"	212COLRL	116.75
3"	3COLRL	154.01



180° Return Bend

Copper to Copper

SIZE	STOCK NO	EACH
1/2 x 1 1/8"	12CORB	12.95
3/4 x 2 1/2"	34CORB	24.42
1 x 3"	1CORB	49.32
1 1/4 x 3 3/4"	114CORB	89.87
1 1/2 x 4 1/2"	112CORB	101.89



90° Street Elbow

Copper to Fitting

SIZE	STOCK NO	EACH
1/4"	14COSL	7.67
3/8"	38COSL	5.28
1/2"	12COSL	2.30
3/4"	34COSL	4.86
1"	1COSL	12.46
1 1/4"	114COSL	18.32
1 1/2"	112COSL	24.48
2"	2COSL	53.23
2 1/2"	212COSL	83.03
3"	3COSL	116.56
4"	4COSL	257.90



90° Long Radius Street Elbow

Fitting to Copper

SIZE	STOCK NO	EACH
1/4"	14COLSL	7.09
1/2"	12COLSL	10.18
5/8"	58COLSL	12.04
3/4"	34COLSL	12.16
1"	1COLSL	20.70
1 1/4"	114COLSL	29.67
1 1/2"	112COLSL	42.34
2"	2COLSL	68.92
3"	3COLSL	209.55



45° Straight Elbow

Copper to Copper

SIZE	STOCK NO	EACH
1/4"	14CO45L	7.78
3/8"	38CO45L	6.67
1/2"	12CO45L	2.76
5/8"	58CO45L	11.68
3/4"	34CO45L	4.68
1"	1CO45L	11.75
1 1/4"	114CO45L	15.75
1 1/2"	112CO45L	19.34
2"	2CO45L	32.30
2 1/2"	212CO45L	62.76
3"	3CO45L	87.70
4"	4CO45L	180.51
6"	6CO45L	1031.78



45° Street Elbow

Copper to Fitting

SIZE	STOCK NO	EACH
1/4"	14COS45L	11.60
3/8"	38COS45L	10.44
1/2"	12COS45L	3.28
5/8"	58COS45L	18.56
3/4"	34COS45L	4.73
1"	1COS45L	15.83
1 1/4"	114COS45L	19.38
1 1/2"	112COS45L	24.18
2"	2COS45L	38.43
2 1/2"	212COS45L	83.46
3"	3COS45L	106.19
4"	4COS45L	218.34



90° Straight Male Elbow

Copper to Male IPS

SIZE	STOCK NO.	EACH
1/2"	12COML	16.97
3/4"	34COML	26.44
1"	1COML	55.49



90° Female Elbow

Copper to Female IPS

SIZE	STOCK NO	EACH
Straight		
1/2"	12COFL	15.19
3/4"	34COFL	31.31
1"	1COFL	73.84
1 1/2"	112COFL	103.70
Reducing - Copper to Female		
1/2 x 3/8"	12X38COFL	21.25
3/4 x 1/2"	34X12COFL	43.73
1 x 3/4"	1X34COFL	66.77



90° Drop Ear Elbow

Copper to Copper

SIZE	STOCK NO	EACH
1/2"	12CODEL	15.27
3/4"	34CODEL	45.49



90° Drop Ear Elbow

Copper to Female IPS

SIZE	STOCK NO	EACH
1/2"	12COFDEL	14.89
3/4"	34COFDEL	28.79
1/2 x 3/8"	12X38COFDEL	29.76
3/4 x 1/2"	34X12COFDEL	52.54



Flanged Sink Elbow

Copper to Female

SIZE	STOCK NO	EACH
1/2"	12COFSL	25.37

Copper Solder Fittings (07)

camlee.com



Straight Tee

Copper All Ways

SIZE	STOCK NO	EACH
1/8"	18COT	8.27
1/4"	14COT	8.73
3/8"	38COT	7.00
1/2"	12COT	2.57
3/4"	34COT	6.19
1"	1COT	18.56
1 1/4"	114COT	25.60
1 1/2"	112COT	38.64
2"	2COT	61.49
2 1/2"	212COT	113.11
3"	3COT	162.65
4"	4COT	380.80



Reducing Tee

Dimensions are Run x Run x Branch

SIZE	STOCK NO	EACH
3/8 x 3/8 x 1/2"	38X12COT	12.32
1/2 x 1/2 x 3/4"	12X34COT	11.75
1/2 x 1/2 x 3/8"	12X38COT	14.37
1/2 x 1/2 x 1/4"	12X14COT	14.37
1/2 x 3/8 x 3/8"	12X38X38COT	20.10
3/4 x 3/4 x 1"	34X1COT	20.59
3/4 x 3/4 x 1/2"	34X12COT	5.90
3/4 x 3/4 x 3/8"	34X38COT	8.06
3/4 x 1/2 x 3/4"	34X12X34COT	7.24
3/4 x 1/2 x 1/2"	34X12X12COT	7.24
1 x 1 x 1 1/4"	1X114COT	42.21
1 x 1 x 1/2"	1X12COT	18.98
1 x 1 x 3/4"	1X34COT	18.98
1 x 3/4 x 1"	1X34X1COT	22.58
1 x 3/4 x 3/4"	1X34X34COT	22.58
1 x 3/4 x 1/2"	1X34X12COT	22.58
1 x 1/2 x 1"	1X12X1COT	22.58
1 x 1/2 x 3/4"	1X12X34COT	23.75
1 x 1/2 x 1/2"	1X12X12COT	22.58
1 1/4 x 1 1/4 x 1 1/2"	114X112COT	59.95
1 1/4 x 1 1/4 x 1"	114X1COT	27.63
1 1/4 x 1 1/4 x 3/4"	114X34COT	27.63
1 1/4 x 1 1/4 x 1/2"	114X12COT	27.63
1 1/4 x 1 x 1 1/4"	114X1X114COT	36.29
1 1/4 x 1 x 1"	114X1X1COT	35.49
1 1/4 x 1 x 3/4"	114X1X34COT	34.80
1 1/4 x 1 x 1/2"	114X1X12COT	36.29
1 1/4 x 3/4 x 1 1/4"	114X34X114COT	35.49
1 1/4 x 3/4 x 1"	114X34X1COT	38.19
1 1/4 x 3/4 x 3/4"	114X34X34COT	35.49
1 1/4 x 1/2 x 1 1/4"	114X12X114COT	36.29
1 1/2 x 1 1/2 x 2"	112X2COT	128.78
1 1/2 x 1 1/2 x 1 1/4"	112X114COT	29.36
1 1/2 x 1 1/2 x 1"	112X1COT	29.36
1 1/2 x 1 1/2 x 3/4"	112X34COT	29.36
1 1/2 x 1 1/2 x 1/2"	112X12COT	29.36
1 1/2 x 1 1/4 x 1 1/2"	112X114X112COT	62.58
1 1/2 x 1 1/4 x 1 1/4"	112X114X114COT	60.03
1 1/2 x 1 1/4 x 1"	112X114X1COT	58.90
1 1/2 x 1 1/4 x 3/4"	112X114X34COT	60.03
1 1/2 x 1 1/4 x 1/2"	112X114X12COT	70.18
1 1/2 x 1 x 1 1/2"	112X1X112COT	60.03
1 1/2 x 1 x 1 1/4"	112X1X114COT	62.58
1 1/2 x 1 x 1"	112X1X1COT	58.90

Reducing Tee (Continued)

SIZE	STOCK NO	EACH
1 1/2 x 1 x 3/4"	112X1X34COT	67.35
1 1/2 x 3/4 x 1 1/2"	112X34X112COT	58.90
1 1/2 x 3/4 x 1"	112X34X1COT	62.58
1 1/2 x 3/4 x 3/4"	112X34X34COT	62.58
1 1/2 x 1/2 x 1 1/2"	112X12X112COT	60.20
2 x 2 x 1 1/2"	2X112COT	47.85
2 x 2 x 1 1/4"	2X114COT	53.15
2 x 2 x 1"	2X1COT	47.85
2 x 2 x 3/4"	2X34COT	46.43
2 x 2 x 1/2"	2X12COT	46.43
2 x 1 1/2 x 2"	2X112X2COT	89.76
2 x 1 1/2 x 1 1/2"	2X112X112COT	78.27
2 x 1 1/2 x 1 1/4"	2X112X114COT	86.86
2 x 1 1/2 x 1"	2X112X1COT	80.04
2 x 1 1/2 x 3/4"	2X112X34COT	80.04
2 x 1 1/2 x 1/2"	2X112X12COT	82.73
2 x 1 1/4 x 2"	2X114X2COT	83.44
2 x 1 1/4 x 1 1/2"	2X114X112COT	84.34
2 x 1 1/4 x 1 1/4"	2X114X114COT	86.86
2 x 1 1/4 x 1"	2X114X1COT	86.03
2 x 1 x 1"	2X1X1COT	80.04
2 x 1 x 2"	2X1X2COT	80.04
2 x 3/4 x 2"	2X34X2COT	80.04
2 x 1/2 x 2"	2X12X2COT	80.04
2 1/2 x 2 x 2 1/2"	212X2X212COT	171.10
2 1/2 x 2 x 2"	212X2X2COT	165.34
2 1/2 x 2 x 1 1/2"	212X2X112COT	171.48
2 1/2 x 2 x 1"	212X2X1COT	177.63
2 1/2 x 1 1/2 x 2 1/2"	212X112X212COT	177.63
2 1/2 x 1 1/2 x 1 1/2"	212X112X112COT	230.97
2 1/2 x 3/4 x 2 1/2"	212X34X212COT	180.89
2 1/2 x 2 1/2 x 2"	212X2COT	132.12
2 1/2 x 2 1/2 x 1 1/2"	212X112COT	132.12
2 1/2 x 2 1/2 x 1 1/4"	212X114COT	132.12
2 1/2 x 2 1/2 x 1"	212X1COT	132.12
2 1/2 x 2 1/2 x 3/4"	212X34COT	129.04
2 1/2 x 2 1/2 x 1/2"	212X12COT	132.12
3 x 2 x 3"	3X2X3COT	236.58
3 x 3 x 2 1/2"	3X212COT	149.40
3 x 3 x 2"	3X2COT	136.53
3 x 3 x 1 1/2"	3X112COT	136.53
3 x 3 x 1 1/4"	3X114COT	136.53
3 x 3 x 1"	3X1COT	136.53
3 x 3 x 3/4"	3X34COT	136.53
3 x 3 x 1/2"	3X12COT	136.53
3 x 2 1/2 x 2 1/2"	3X212X212COT	228.13
3 x 2 1/2 x 2"	3X212X2COT	228.13
3 x 2 x 2 1/2"	3X2X212COT	278.87
3 x 2 x 2"	3X2X2COT	222.56
3 x 1 1/2 x 3"	3X112X3COT	255.89
3 x 1 x 3"	3X1X3COT	249.45
3 x 3/4 x 3"	3X34X3COT	242.92
4 x 4 x 3"	4X3COT	270.57
4 x 4 x 2"	4X2COT	257.13
4 x 4 x 3/4"	4X34COT	274.99
4 x 3 x 4"	4X3X4COT	508.30
4 x 3 x 3"	4X3X3COT	491.02
4 x 4 x 2 1/2"	4X212COT	292.65
4 x 4 x 1 1/2"	4X112COT	242.92
4 x 4 x 1 1/4"	4X114COT	254.25
4 x 4 x 1"	4X1COT	242.92
5 x 4"	5X4COT	1165.62
5 x 3"	5X3COT	1108.21
6 x 4"	6X4COT	1592.12



Straight Tee

Copper to Copper to Female

SIZE	STOCK NO	EACH
1/2"	12COFT	26.40
3/4"	34COFT	40.76
1"	1COFT	91.65

Reducing Tee

1/2 x 3/4"	12X34COFT	44.81
1/2 x 3/8"	12X38COFT	26.60
3/4 x 1/2"	34X12COFT	36.26
3/4 x 3/8"	34X38COFT	44.81
1 x 3/4"	1X12COFT	52.54
1 x 1/2"	1X12COFT	53.04



Straight Tee

Copper to female to Copper

SIZE	STOCK NO	EACH
1/2"	12COCFCT	25.19
3/4"	34COCFCT	48.20

Copper Companion Flanges

CTS Copper Companion Flanges

Class 150lb. ORDER BOLT PACK SEPARATELY.



SIZE	STOCK NO	EACH
1 1/2"	GB015	93.52
2"	GB002	120.31
2 1/2"	GB025	147.00
3"	GB003	157.04
4"	GB004	231.53
5"	GB005	507.12
6"	GB006	527.54

Companion Flange

Sweat F-900, 150 lb.



SIZE	STOCK NO	EACH
1"	1150COF	137.69
1 1/4"	114150COF	122.32
1 1/2"	112150COF	213.92
2"	2150COF	274.99
2 1/2"	212150COF	347.38
3"	3150COF	359.29
4"	4150COF	545.17

Class 150 ASME Flange Dimensions

Nominal Pipe Size (inches)	Dia. of Flange (inches)	No. of Bolts	Dia. of Bolts (inches)	Dia. of Bolt Holes (inches)	Bolt Circle (inches)
1	4-1/4	4	1/2	0.62	3-1/8
1-1/4	4-5/8	4	1/2	0.62	3-1/2
1-1/2	5	4	1/2	0.62	3-7/8
2	6	4	5/8	0.75	4-3/4
2-1/2	7	4	5/8	0.75	5-1/2
3	7-1/2	4	5/8	0.75	6
3-1/2	8-1/2	8	5/8	0.75	7
4	9	8	5/8	0.75	7-1/2
5	10	8	3/4	0.88	8-1/2
6	11	8	3/4	0.88	9-1/2

Copper Solder Fittings (07)

camlee.com



Drop Ear Tee

Copper all Ways

SIZE	STOCK NO	EACH
1/2"	12CODET	31.98



Drop Ear Tee

Copper to Copper to Female

SIZE	STOCK NO	EACH
1/2"	12COFDET	44.28
3/4"	34COFDET	81.22



Straight Coupling

Copper to Copper with Stop

SIZE	STOCK NO	EACH
1/8"	18COC	1.20
1/4"	14COC	1.04
5/16"	516COC	1.35
3/8"	38COC	1.35
1/2"	12COC	1.15
5/8"	58COC	3.34
3/4"	34COC	2.29
1"	1COC	4.53
1 1/4"	114COC	7.78
1 1/2"	112COC	10.49
2"	2COC	17.51
2 1/2"	212COC	33.87
3"	3COC	47.85
4"	4COC	97.55
5"	5COC	224.29
6"	6COC	372.15



Reducing Coupling

SIZE	STOCK NO	EACH
1/4 x 1/8"	14X18COR	6.87
3/8 x 5/16"	38X516COR	7.42
3/8 x 1/4"	38X14COR	2.25
3/8 x 1/8"	38X18COR	3.40
1/2 x 3/8"	12X38COR	2.33
1/2 x 1/4"	12X14COR	2.80
5/8 x 1/2"	58X12COR	5.64
3/4 x 5/8"	34X58COR	3.99
3/4 x 1/2"	34X12COR	4.02
3/4 x 3/8"	34X38COR	4.98
3/4 x 1/4"	34X14COR	5.48
1 x 3/4"	1X34COR	7.30
1 x 1/2"	1X12COR	8.79
1 1/4 x 1"	114X1COR	10.12
1 1/4 x 3/4"	114X34COR	10.12
1 1/4 x 1/2"	114X12COR	10.73
1 1/2 x 1 1/4"	112X114COR	16.77
1 1/2 x 1"	112X1COR	17.08
1 1/2 x 3/4"	112X34COR	17.08
2 x 1 1/2"	2X112COR	25.90
2 x 1 1/4"	2X114COR	25.90
2 x 1"	2X1COR	27.88
2 x 3/4"	2X34COR	28.40
2 x 1/2"	2X12COR	29.55
2 1/2 x 2"	212X2COR	53.27
2 1/2 x 1 1/2"	212X112COR	54.42
2 1/2 x 1 1/4"	212X114COR	61.49
2 1/2 x 1"	212X1COR	61.91
3 x 2 1/2"	3X212COR	65.83
3 x 2"	3X2COR	64.62
3 x 1 1/2"	3X112COR	72.01
4 x 3"	4X3COR	130.96
4 x 2"	4X2COR	143.25



Fitting Reducer

Fitting to Copper

SIZE	STOCK NO	EACH
3/8 x 1/4"	38X14COFR	3.08
3/8 x 1/8"	38X18COFR	3.77
1/2 x 3/8"	12X38COFR	2.94
1/2 x 1/4"	12X14COFR	2.90
5/8 x 1/2"	58X12COFR	6.27
3/4 x 1/2"	34X12COFR	3.96
3/4 x 3/8"	34X38COFR	5.17
1 x 3/4"	1X34COFR	6.19
1 x 1/2"	1X12COFR	7.90
1 x 3/8"	1X38COFR	7.47
1 1/4 x 1"	114X1COFR	11.27
1 1/4 x 3/4"	114X34COFR	11.06
1 1/4 x 1/2"	114X12COFR	11.06
1 1/2 x 1 1/4"	112X114COFR	14.40
1 1/2 x 1"	112X1COFR	14.40
1 1/2 x 3/4"	112X34COFR	14.69
1 1/2 x 1/2"	112X12COFR	14.69
2 x 1 1/2"	2X112COFR	27.13
2 x 1 1/4"	2X114COFR	27.13
2 x 1"	2X1COFR	29.11
2 x 3/4"	2X34COFR	29.11
2 x 1/2"	2X12COFR	30.94
2 1/2 x 2"	212X2COFR	50.16
2 1/2 x 1 1/2"	212X112COFR	51.29
2 1/2 x 1 1/4"	212X114COFR	58.45
2 1/2 x 1"	212X1COFR	58.34
3 x 2 1/2"	3X212COFR	60.55
3 x 2"	3X2COFR	59.24
3 x 1 1/2"	3X112COFR	66.19
3 x 1 1/4"	3X114COFR	64.66
4 x 3"	4X3COFR	123.28
4 x 2"	4X2COFR	134.81
4 x 2 1/2"	4X212COFR	143.95
5 x 4"	5X4COFR	670.57
6 x 4"	6X4COFR	1066.92
6 x 3"	6X3COFR	1066.92



Coupling

Copper to Copper Less Stop

SIZE	STOCK NO	EACH
1/2"	12COSC	1.49
3/4"	34COSC	3.10
1"	1COSC	6.53
1 1/4"	114COSC	9.56
1 1/2"	112COSC	12.91
2"	2COSC	22.26
2 1/2"	212COSC	26.56
3"	3COSC	48.79
4"	4COSC	90.70



Union

Copper to Copper

SIZE	STOCK NO	EACH
1/4"	14COU	25.48
3/8"	38COU	26.25
1/2"	12COU	16.20
3/4"	34COU	19.97
1"	1COU	34.22
1 1/4"	114COU	84.24
1 1/2"	112COU	110.80
2"	2COU	188.00
2 1/2"	212COU	412.29
3"	3COU	1066.92



Union

Copper to Male IPS

SIZE	STOCK NO	EACH
1/2"	12COMU	43.13
3/4"	34COMU	58.80
1"	1COMU	144.98



Union

Copper to Female IPS

SIZE	STOCK NO	EACH
1/2"	12COFU	49.74
3/4"	34COFU	67.59
1"	1COFU	140.76



Flush Bushing

SIZE	STOCK NO	EACH
Fitting to Copper		
1/4 x 1/8"	14X18COFB	2.43
3/8 x 1/4"	38X14COFB	2.69
1/2 x 3/8"	12X38COFB	3.41
1/2 x 1/4"	12X14COFB	3.46
3/4 x 1/2"	34X12COFB	5.64
3/4 x 3/8"	34X38COFB	7.18
1 x 3/4"	1X34COFB	9.68
1 x 1/2"	1X12COFB	9.73
1 1/4 x 1"	114X1COFB	10.81
1 1/4 x 3/4"	114X34COFB	13.21
1 1/2 x 1 1/4"	112X114COFB	15.64
1 1/2 x 1"	112X1COFB	16.80
2 x 1 1/2"	2X112COFB	40.75
Fitting to Female		
1/2 x 1/8"	12X18COFFB	11.90
1/2 x 1/4"	12X14COFFB	11.06

(02)

Sioux Chief Copper Star

Tube Locking Nut.



SIZE	STOCK NO	EACH
3/4"	SC6123	1.37

Copper Solder Fittings ⁽⁰⁷⁾

camlee.com

Male Adapter

Copper to Male IPS



SIZE	STOCK NO	EACH
Straight		
1/8"	18COMA	21.70
1/4"	14COMA	14.70
3/8"	38COMA	8.21
1/2"	12COMA	3.15
3/4"	34COMA	5.28
1"	1COMA	13.49
1 1/4"	114COMA	19.38
1 1/2"	112COMA	22.72
2"	2COMA	38.43
2 1/2"	212COMA	134.04
3"	3COMA	167.26
4"	4COMA	218.53
Reducing		
1/4 x 3/8"	14X38COMA	19.83
3/8 x 1/2"	38X12COMA	11.19
3/8 x 1/2"	38X12COMA	10.26
3/8 x 1/4"	38X14COMA	18.93
1/2 x 1"	12X1COMA	22.85
1/2 x 3/4"	12X34COMA	9.08
1/2 x 3/8"	12X38COMA	7.94
1/2 x 1/4"	12X14COMA	9.56
3/4 x 1"	34X1COMA	19.97
3/4 x 1/2"	34X12COMA	9.08
1 x 1 1/4"	1X114COMA	29.02
1 x 3/4"	1X34COMA	19.97
1 x 1/2"	1X12COMA	24.91
1 1/4 x 1 1/2"	114X112COMA	46.11
1 1/4 x 1"	114X1COMA	29.50
1 1/2 x 1 1/4"	112X114COMA	45.91
1 1/2 x 1"	112X1COMA	61.26
2 x 1 1/2"	2X112COMA	88.87

Female Adapter

Copper to Female IPS



SIZE	STOCK NO	EACH
Straight		
1/8"	18COFA	10.94
1/4"	14COFA	9.39
3/8"	38COFA	9.83
1/2"	12COFA	5.00
3/4"	34COFA	6.85
1"	1COFA	15.65
1 1/4"	114COFA	22.72
1 1/2"	112COFA	35.49
2"	2COFA	48.24
2 1/2"	212COFA	160.35
3"	3COFA	228.13
Reducing		
1/4 x 3/8"	14X38COFA	10.07
3/8 x 1/2"	38X12COFA	11.33
3/8 x 1/4"	38X14COFA	8.31
1/2 x 3/4"	12X34COFA	10.70
1/2 x 3/8"	12X38COFA	7.70
1/2 x 1/4"	12X14COFA	7.70
3/4 x 1"	34X1COFA	22.91
3/4 x 1/2"	34X12COFA	10.70
1 x 1 1/4"	1X114COFA	40.75
1 x 3/4"	1X34COFA	22.91
1 x 1/2"	1X12COFA	28.67
1 1/4 x 1 1/2"	114X112COFA	48.47
1 1/4 x 1"	114X1COFA	47.95

Fitting Adapter

Fitting to Male IPS



SIZE	STOCK NO	EACH
3/8"	38COMFA	14.14
1/2"	12COMFA	13.74
3/4"	34COMFA	17.69
1"	1COMFA	22.49
1 1/4"	114COMFA	68.80
1 1/2"	112COMFA	83.46
2"	2COMFA	134.81

Fitting Adapter

Fitting to Female IPS



SIZE	STOCK NO	EACH
Straight		
3/8"	38COFFA	14.14
1/2"	12COFFA	9.85
3/4"	34COFFA	12.85
1"	1COFFA	22.72
1 1/4"	114COFFA	36.29
1 1/2"	112COFFA	47.72
2"	2COFFA	63.39
Reducing		
1/2 x 3/8"	12X38COFFA	13.29
3/4 x 1/2"	34X12COFFA	29.06
1 x 3/4"	1X34COFFA	52.19

Tube End Cap



SIZE	STOCK NO	EACH
1/4"	14COCAP	1.28
3/8"	38COCAP	2.29
1/2"	12COCAP	1.10
3/4"	34COCAP	2.04
1"	1COCAP	4.78
1 1/4"	114COCAP	6.33
1 1/2"	112COCAP	9.26
2"	2COCAP	17.07
2 1/2"	212COCAP	49.74
3"	3COCAP	64.00
4"	4COCAP	116.95

No. 613 Preformed Tub EII Fitting

Copper



SIZE	STOCK NO	EACH
1/2" x 8 x 7"	SC61387	6.96
1/2" x 13 x 7"	SC613137	10.05

Fitting Boxes



SIZE	STOCK NO	EACH
4 x 16 x 20"	FB100	244.20
4 x 8 x 20"	FB200	227.70

Drain Coupling

Copper to Copper



SIZE	STOCK NO	EACH
1/2"	12CODC	20.96
3/4"	34CODC	22.16

90° Elbow with Drain

E-200D, Copper to Copper



SIZE	STOCK NO	EACH
3/4"	34COLDR	28.16

Baseboard Tee

Copper 1/8" Female to Copper



SIZE	STOCK NO	EACH
1/2 x 1/2"	12X18X12COBBT	22.92
3/4 x 3/4"	34X18X34COBBT	20.01
1 x 1"	1X18X1COBBT	41.69

ACR Fittings ⁽⁰⁷⁾

Cleaned & Bagged

90° Straight Elbow

Copper to Copper



SIZE	STOCK NO	EACH
1/2"	12COLCB	2.64
3/4"	34COLCB	5.82
1"	1COLCB	14.27

45° Straight Elbow

Copper to Copper



SIZE	STOCK NO	EACH
1/2"	12CO45LCB	4.75
3/4"	34CO45LCB	8.07
1"	1CO45LCB	20.26

Straight Tee

Copper All Ways



SIZE	STOCK NO	EACH
1/2"	12COTCB	4.43
3/4"	34COTCB	10.68
3/4" x 1/2"	34X12COTCB	10.17
1"	1COTCB	32.01

Straight Coupling

Copper to Copper with Stop



SIZE	STOCK NO	EACH
1/2"	12COCCB	1.98
3/4"	34COCCB	3.94
1"	1COCCB	7.82

Reducing Coupling

3/4" x 1/2"	34X12CORCB	6.93
-------------	------------	------

316 Stainless ProPress Fittings ^(47S)

viega.net

viega

Stainless Steel Pipe

SIZE	STOCK NO	EACH
Type 316		
1/2" x 20'	12X20SSP316	154.30
3/4" x 20'	34X20SSP316	194.60
1" x 20'	1X20SSP316	241.82
1 1/2" x 20'	112X20SSP316	345.53
2" x 20'	2X20SSP316	443.44
3" x 20'	3X20SSP316	686.01
4" x 20'	4X20SSP316	904.72
Type ECO		
1/2" x 20'	12X20SSPECO	74.91
1" x 20'	1X20SSPECO	138.17
2" x 20'	2X20SSPECO	252.30
3" x 20'	3X20SSPECO	466.14

90° Elbows

P x P - Model 4016



SIZE	STOCK NO	EACH
1/2"	12SS316PL	66.81
3/4"	34SS316PL	72.52
1"	1SS316PL	81.99
1 1/2"	112SS316PL	146.03
2"	2SS316PL	186.96

45° Elbows

P x P - Model 4026



SIZE	STOCK NO	EACH
1/2"	12SS316P45L	66.81
3/4"	34SS316P45L	72.52
1"	1SS316P45L	81.99
1 1/2"	112SS316P45L	142.93
2"	2SS316P45L	179.78

Tees

P x P x P - Model 4018



SIZE	STOCK NO	EACH
1/2"	12SS316PT	153.00
3/4"	34SS316PT	157.39
1"	1SS316PT	182.14
1 1/2"	112SS316PT	224.30
2"	2SS316PT	276.97

Male Adapters

P x MPT - Model 4011



SIZE	STOCK NO	EACH
1/2"	12SS316PMA	57.51
3/4"	34SS316PMA	60.80
1"	1SS316PMA	71.51
1 1/2"	112SS316PMA	132.95
2"	2SS316PMA	166.77

Female Adapters

P x FTP - Model 4012



SIZE	STOCK NO	EACH
1/2"	12SS316PFA	76.88
3/4"	34SS316PFA	83.66
1"	1SS316PFA	97.71
1 1/2"	112SS316PFA	196.75
2"	2SS316PFA	197.66

Caps

P - Model 4056



SIZE	STOCK NO	EACH
1/2"	12SS316PCAP	50.16
3/4"	34SS316PCAP	65.48
1"	1SS316PCAP	82.71
1 1/2"	112SS316PCAP	144.91
2"	2SS316PCAP	171.28

Reducers

FTG x P - Model 4015.1



SIZE	STOCK NO	EACH
3/4" x 1/2"	34X12SS316PFR	110.09
1" x 3/4"	1X34SS316PFR	114.20
1 1/2" x 1"	112X1SS316PFR	110.70
2" x 1 1/2"	2X112SS316PFR	126.20

Unions

P x P - Model 4060



SIZE	STOCK NO	EACH
1/2"	12SS316PU	189.77
3/4"	34SS316PU	218.58
1"	1SS316PU	267.41
1 1/2"	112SS316PU	446.66
2"	2SS316PU	551.81

Couplings

P x P - Model 4015



SIZE	STOCK NO	EACH
1/2"	12SS316PC	32.44
3/4"	34SS316PC	36.69
1"	1SS316PC	41.03
1 1/2"	112SS316PC	57.25
2"	2SS316PC	75.49

Repair Couplings

P x P - Model 4015.5



SIZE	STOCK NO	EACH
1/2"	12SS316PRC	33.46
3/4"	34SS316PRC	36.15
1"	1SS316PRC	41.58
1 1/2"	112SS316PRC	56.38
2"	2SS316PRC	73.98

Copper Drainage Fittings ⁽⁰²⁾

muellerindustries.com



90° Bend

Copper to Copper

SIZE	STOCK NO	EACH
1/4"	114CODL	18.00
1/2"	112CODL	23.90
2"	2CODL	38.20
3"	3CODL	92.42



90° Bend

Copper to Fitting

SIZE	STOCK NO	EACH
1/2"	112CODSL	26.08
2"	2CODSL	48.43

Long Turn 90° Bend

Copper to Copper

SIZE	STOCK NO	EACH
1/2"	112CODLRL	40.89
2"	2CODLRL	57.96



45° Bend

Copper to Copper

SIZE	STOCK NO	EACH
1/4"	114COD45L	14.69
1/2"	112COD45L	13.71
2"	2COD45L	27.94
3"	3COD45L	62.82



45° Bend

Copper to Fitting

SIZE	STOCK NO	EACH
1/4"	114CODS45L	22.62
1/2"	112CODS45L	17.02
2"	2CODS45L	34.69



22 1/2° Bend

Copper to Copper

SIZE	STOCK NO	EACH
2"	2COD22L	56.09



Sanitary Tee

Copper All Ways

SIZE	STOCK NO	EACH
1/4 x 1/4 x 1/4"	114CODST	31.53
1/2 x 1/2 x 1/2"	112CODST	39.24
2 x 2 x 2"	2CODST	53.77
3 x 3 x 3"	3CODST	226.00
2 x 2 x 1 1/2"	2X112CODST	52.94



Double Sanitary Tee

Copper All Ways

SIZE	STOCK NO	EACH
1/2 x 1/2 x 1/2 x 1/2"	112CODSX	126.63
2 x 2 x 2 x 2"	2CODSX	202.49



Sanitary Tee

Copper to Copper to F.P.T.

SIZE	STOCK NO	EACH
1/2 x 1/2 x 1/2"	112CODFT	202.97



Test Tee with Plug

Copper to Copper

SIZE	STOCK NO	EACH
1/2"	112CODTT	149.33
2"	2CODTT	167.87



45° Wye Branch

Copper All Ways

SIZE	STOCK NO	EACH
1/4"	114CODY	77.76
1/2"	112CODY	101.52
2"	2CODY	107.19
2 x 2 x 1 1/2"	2X112CODY	108.10
3 x 3 x 2"	3X2CODY	223.32

Long Turn T-Y

Copper All Ways

SIZE	STOCK NO	EACH
1/2 x 1/2 x 1/2"	112CODLTY	95.85



Drainage Plug

SIZE	STOCK NO	EACH
1 1/2"	112CODP	23.99
2"	2CODP	33.99



"P" Trap

With Cleanout
Copper to Copper

SIZE	STOCK NO	EACH
1 1/2"	112CODPT	175.63



Straight Coupling

Copper to Copper

SIZE	STOCK NO	EACH
1/4"	114CODC	7.49
1/2"	112CODC	9.28
2"	2CODC	12.89
3"	3CODC	29.88

Reducing Coupling

2 x 1/2"	2X112CODC	17.40
----------	-----------	-------



Fitting Reducer

Fitting to Copper

SIZE	STOCK NO	EACH
1/2 x 1/4"	112X114CODB	14.10
2 x 1/2"	2X112CODB	15.37



Slip-Joint Coupling

Copper to Slip Joint

SIZE	STOCK NO	EACH
1/4"	114CODFTA	26.92
1/2"	112CODFTA	29.52
1/2 x 1/4"	112X114FTA	40.55



Male Adapter

Copper to Male IPS

SIZE	STOCK NO	EACH
1/4"	114CODMA	24.79
1/2"	112CODMA	33.89
2"	2CODMA	40.29



Female Adapter

Copper to Female IPS

SIZE	STOCK NO	EACH
1/2"	112CODFA	20.95
2"	2CODFA	39.11



Fitting Adapter

Fitting to Female IPS

SIZE	STOCK NO	EACH
1/2"	112CODFFA	73.51
2"	2CODFFA	100.39



Fitting Cleanout

With Plug

SIZE	STOCK NO	EACH
1/2"	112CODCO	114.35
2"	2CODCO	124.35

Soldering Accessories

rothenberger-usa.com

millrose.com

oatey.com

(18)
Sand Cloth

High grade emery cloth. 1 1/2" wide

SIZE	STOCK NO	EACH
10 yard	10YDSACL	5.66
25 yard	25YDSACL	12.86
Open Mesh		
5 yard	5YDSACL	7.71



(40)
Fitting Brushes

High carbon

SIZE	STOCK NO	EACH
1/4"	14MIFIBR	2.61
3/8"	38MIFIBR	2.35
1/2"	12MIFIBR	3.43
3/4"	34MIFIBR	3.62
1"	1MIFIBR	3.82
1 1/4"	114MIFIBR	4.19
1 1/2"	112MIFIBR	4.57
2"	2MIFIBR	5.23
2 1/2"	212MIFIBR	5.83
3"	3MIFIBR	8.22
4"	4MIFIBR	10.65



(40)
Outside Tube Cleaning Brushes

Tough molded plastic holder with comfortable sure grip design and high carbon steel bristles.

I.D.	STOCK NO	EACH
1/2"	12TUBR	4.71
3/4"	34TUBR	5.30
1"	1TUBR	5.80



(18)
Copper Cleaning Pads

Nylon impregnated pad, fine grit, red.
10 per bag • No. 750-46

SIZE	STOCK NO	EACH
4"x6"x1/4"	SC75046	9.54



Rothenberger (40)

Sure Fire 3 Torch Tip

No. 35431

STOCK NO	EACH
ROSFTT	82.63



Hot Air Burner Tip


No. 35458

STOCK NO	EACH
ROHABT	151.94

Flameguard Heat Reflector

No. 31043

STOCK NO	EACH
ROFLDEFL	59.54



(40)
Deburring Tool

Removes rough or irregular ID edges on plastic, ferrous and non-ferrous metals. Clips on shirt pocket like pen.

STOCK NO	EACH
MIDBT	11.16
Deburring Tool Replacement Blades (Bag of 5)	
MIDBTBL	12.67



(02)
50/50 Tin-Lead Wire Solder

Low melt range makes them ideal for joining most metals by convenient heating methods. General-purpose solder for plumbing and sheet metal work.

SIZE	STOCK NO	EACH
1 lb. Spool	LB5050SO	21.68



(02)
95/5 Lead-Free Tin-Antimony Solder

Low melt range makes them ideal for joining most metals by convenient heating methods. For sealing precoated containers, coating and joining metals.

SIZE	STOCK NO	EACH
1 lb. Spool	LB955SO	30.16
5 lb. Spool	5LB955SO	161.20



(02)
Lead Free Solder

SIZE	STOCK NO	EACH
1 lb. Spool	LBLEFRSO	38.32

(18)
Canfield Watersafe Solder

SIZE	STOCK NO	EACH
1 lb. Spool	LBWASSO	49.81

(02)
#111 Bar Solder

General-purpose solder for plumbing and sheet metal work.

SIZE	STOCK NO	EACH
50/50	5050BARSO	14.03



(18)
Sta-Brite® Low Temp Solder

Low temperature solder with 4% silver for all metals except aluminum. Used in AC/R joints, NSF accepted. 1/8" diameter, 1 pound roll. Solidus 430°F., Liquidus 535°F.

SIZE	STOCK NO	EACH
1 lb. Spool	862525402	122.91

(18)
Rectorseal Hot Block

Hot Block is a pliable, formable putty-textured packing for protecting nearby HVAC/R and plumbing pipe, valves, components and surfaces from damaging heat conduction, transfer and sparks during jobsite brazing, soldering & welding.

SIZE	STOCK NO	EACH
8 oz.	RE83560	51.79



Adjusted Pressure Ratings

Joint Made of Copper Tube and Solder End Valves

Extracted from MSS SP-80

1/4 thru 4" Solder Used	Valve Sizes				Saturated Steam P.S.I.G.
	Service Temp °F	1/4 thru 1"	1 1/4 thru 2"	2 1/2 thru 4"	
50-50 Tin Lead (ASTM B-32, Alloy Grade 50-A)	100°	200	175	150	---
	150°	150	125	100	---
	200°	100	90	75	---
	250°	85	75	50	*15
95-5 Tin Antimony	100°	500	400	300	---
	150°	400	350	275	---
	200°	300	250	200	---
	250°	200	175	150	*15
Taramet Sterling	100°	800	600	400	---
	150°	600	450	325	---
	200°	400	375	175	---
	250°	300	200	150	---

* This pressure is determined by the temperature of saturated steam at the maximum temperature shown.



(40)
Tin Handle Acid Brush

SIZE	STOCK NO	EACH
3/8"	SC771	.21

(02)
**Sterling®
Water Soluble
Lead-Free Flux**

Designed specifically to work with Taramet Sterling Lead-Free Solder. Meets ASTM B813 requirements.



SIZE	STOCK NO	EACH
1.7oz.	17OZWSFL	2.32
1 lb.	LBWSFL	9.10

**Nokorode
Paste Flux**

Works with most solders, including 95/5 antimony and 97/3 silver. A non-aggressive formula when used to sweat copper and brass fittings.



SIZE	STOCK NO	EACH
1.7 oz.	17OZNOKO	3.24
1 lb.	LBNOKO	17.93

**Regular
Flux Paste**

Lead-free, Non-toxic. Super detergent action cleans as it solders. For use on copper, galvanized iron, sheet lead, zinc, nickel, tin, silver, mild steel, terne plate, malleable iron.



SIZE	STOCK NO	EACH
4 oz.	4OZLAF	7.85



(40)
**Kibosh™
Emergency Pipe Repair**

- Up to 87 psi.
- Reusable and NO tools required.
- Can be used on both metal & hard plastic pipe.
- Can stay safely installed for up to ONE week.

SIZE	STOCK NO	EACH
1/2"	RO12KIBOSH	48.99
3/4"	RO34KIBOSH	52.27



#95 Tinning Flux

Solves the fluxing and soldering problems in areas where lead solders are not permitted. Insures the proper solder flow for all pipe sizes. Will not discolor copper or other metal.

SIZE	STOCK NO	EACH
8 oz.	8OZPAFL	12.76

No.5 Paste Flux

SIZE	STOCK NO	EACH
8 oz.	OA5PF	7.39

Sil-Can White Cream Flux

A general purpose, homogenized brazing flux for use with silver brazing alloys when required. Fully active between 1100°F and 1600°F, making it suitable for 95% of all brazing jobs. For both torch and induction heating.

SIZE	STOCK NO	EACH
1 lb.	LBCRFL	9.59



(40)
Flame Blanket

Flame blanket protects wood and other flammables from heat in tight places. It's high-temp fibres withstand heat up to 2300° F. with minimum smoke and odor. 10" x 12" with grommets.

STOCK NO	EACH
AT2475	19.06



(40)
Plumbers Hot Dam

A specially formulated compound that completely blocks even excessive heat from being transferred down the pipe and onto surrounding surfaces. Simply mold around the section of pipe where you want the heat to stop. Conforms to any shape for precise application. Allows soldering of connections that lead into existing walls without worrying about heat buildup and potential hazards. Stores in a handy 3/4lb. container & can be used again and again. Works equally well with MAPP gas, propane, arc or oxyacetylene welding on ferrous and non-ferrous surfaces. No residue.

SIZE	STOCK NO	EACH
3/4 lb.	AT9000	24.70

Sil-Can 0

Extremely fluid, economical alloy for close fitting joints with clearances from .001 to .003. It is self-fluxing on copper and contains no silver. Brazing temperatures 1350°F to 1550°F.

Conforms to ASTM BCuP-2

SIZE	STOCK NO	EACH
Lb.	LBSICA0	22.66
Stick	STSICA0	1.36

Sil-Can 05

More economical than SIL-CAN 15 contains 5% silver. Brazing temperature is 1300°F

Conforms to ASTM BCuP-3

SIZE	STOCK NO	EACH
1 lb	LBSICA05	87.93

Sil-Can 15

Ideal on air conditioners, radiators, electrical connections, etc. Contains 15% silver. Brazing temperature is 1300°F.

Conforms to ASTM BCuP-5

Copper alloys such as brass and bronze need SIL-CAN WHITE CREAM BRAZING FLUX.

SIZE	STOCK NO	EACH
Lb.	LBSICA15	219.13
Stick	STSICA15	13.16

(40)
**Pipe Plug
(Plumbers' Bread)**

Set of rubber pipe plugs to stop flow of water so repairs can be made quickly & easily.

Kit # 5000 Includes:

1 ea. 1/2, 3/4, 1, 1 1/4, 1 1/2, 2, 2 1/2" plugs. Short rod for 1/2" plug. Long rod for 3/4 - 2 1/2". Tightening handle. Storage tube. Easy to follow instructions.

Hot Dam # 9000 is recommended to protect rubber plugs from heat damage.

KIT	STOCK NO	EACH
5000	AT5000	158.35



(40)
**Flexible Pipe Kit
WASSI Plugging Kit**

SIZE	STOCK NO	EACH
1/2" - 2"	AT5221	109.67

**Laco Cool Gel
Heat Dissipating Spray**

Helps prevent heat damage surrounding materials during soldering blazing and welding. Sticks to surfaces without running and leaves no residue.

SIZE	STOCK NO	EACH
Quart	QTCOGEL	31.27





90° Elbows

Shark Bite



SIZE	STOCK NO	EACH
1/2"	12SBL	9.80
3/4"	34SBL	12.25
1"	1SBL	22.75
1 1/4"	114SBL	31.85
1 1/2"	112SBL	46.20
2"	2SBL	60.20

90° Elbows



SIZE	STOCK NO	EACH
Female NPT		
1/2" x 1/2" NPT	12SBFL	9.80
Male NPT		
1/2" x 1/2" NPT	12SBML	9.80

Reducing Elbow



SIZE	STOCK NO	EACH
3/4" x 1/2"	3412SBL	12.25

Drop Ear Elbow

Female NPT



SIZE	STOCK NO	EACH
1/2" x 1/2" NPT	12SBDREAL	9.80

45° Elbow



SIZE	STOCK NO	EACH
1/4"	114SB45L	31.85
1/2"	112SB45L	46.20
2"	2SB45L	60.20

Tee



SIZE	STOCK NO	EACH
1/2"	12SBT	13.65
3/4"	34SBT	16.10
1"	1SBT	30.10
1 1/4"	114SBT	56.00
1 1/2"	112SBT	75.60
2"	2SBT	100.80

Reducing Tee



SIZE	STOCK NO	EACH
3/4" x 1/2" x 1/2"	341212SBT	16.10
3/4" x 3/4" x 1/2"	343412SBT	16.10

Coupling



SIZE	STOCK NO	EACH
1/2"	12SBC	8.75
3/4"	34SBC	11.90
1"	1SBC	19.95
1 1/4"	114SBC	28.35
1 1/2"	112SBC	37.80
2"	2SBC	50.40

Reducing Coupling

SIZE	STOCK NO	EACH
3/8" x 1/2"	3812SBC	8.75
3/4" x 1/2"	3412SBC	10.50
1" x 3/4"	134SBC	19.95

Slip Coupling



SIZE	STOCK NO	EACH
1/2"	12SBSC	15.05
3/4"	34SBSC	17.85

Male Adapter



SIZE	STOCK NO	EACH
1/2"	12SBMA	7.35
3/4"	34SBMA	8.40
1"	1SBMA	16.80
1 1/4"	114SBMA	25.20
1 1/2"	112SBMA	34.30
2"	2SBMA	46.20

Male Reducing Connector

NPT

SIZE	STOCK NO	EACH
1/2" x 3/4"	1234SBMC	8.40

Female Adapter



SIZE	STOCK NO	EACH
1/2"	12SBFA	7.35
3/4"	34SBFA	8.40
1"	1SBFA	15.40
1 1/4"	114SBFA	23.80
1 1/2"	112SBFA	34.30
2"	2SBFA	46.20

Reducing

1/2" x 3/4"	1234SBFA	8.40
-------------	----------	------

Cap



SIZE	STOCK NO	EACH
1/2"	12SBCAP	8.05
3/4"	34SBCAP	9.45
1"	1SBCAP	17.85
1 1/4"	114SBCAP	25.20
1 1/2"	112SBCAP	34.30
2"	2SBCAP	46.20

Ball Valve



SIZE	STOCK NO	EACH
1/2"	12SBBA	22.40
3/4"	34SBBA	28.00
1"	1SBBA	38.50
1 1/4"	114SBBA	69.30
1 1/2"	112SBBA	131.60
2"	2SBBA	161.00

Check Valve



SIZE	STOCK NO	EACH
1/2"	12SBCHVA	21.00
3/4"	34SBCHVA	24.50

Contractor Kit

The SharkBite Contractor Kit is a great toolkit with an arrangement of popular SharkBite fittings and accessories.



MODEL	STOCK NO	EACH
22486LF	SBCOKIT	262.50

Disconnect Clips

Shark Bite



SIZE	STOCK NO	EACH
1/2"	12SBCLIP	2.07
3/4"	34SBCLIP	2.07
1"	1SBCLIP	2.07
1 1/4"	114SBCLIP	6.86
1 1/2"	112SBCLIP	10.15
2"	2SBCLIP	13.30

SharkBite Push-Fit Flexible Hoses



SIZE	STOCK NO	EACH
24" Water Softener Hose		
3/4" x 1" FIP	34124SBWSC	23.10
18" Coupling Hose		
3/4" x 3/4"	3418SBWHC	21.35
18" Water Heater Connectors with Ball Valve		
1/2" SB x 3/4" FIP	123418SBWHCBV	39.20
3/4" SB x 3/4" FIP	3418SBWHCBV	44.80



Speedfit® 90° Elbow

Twist & Lock

SIZE	STOCK NO	EACH
1/2".....	12SFL	5.91
3/4".....	34SFL	8.89
1".....	1SFL	14.92



Speedfit® Straight Tee

Twist & Lock

SIZE	STOCK NO	EACH
1/2".....	12SFT	6.06
3/4".....	34SFT	10.10
1".....	1SFT	18.95



Speedfit® Coupling

Twist & Lock

SIZE	STOCK NO	EACH
1/2".....	12SFC	5.15
3/4".....	34SFC	6.79
1".....	1SFC	13.16



Speedfit® Cap

Twist & Lock

SIZE	STOCK NO	EACH
1/2".....	12SFCAP	4.22
3/4".....	34SFCAP	5.33
1".....	1SFCAP	8.55

Speedfit® Male Adapter

Twist & Lock

SIZE	STOCK NO	EACH
3/4".....	34SFMA	6.52
1".....	1SFMA	10.64

**See page 524
 Water Filtration Products for
 smaller Speedfit sizes**

ProPress System

Ridgid Tools ⁽⁴⁰⁾ ridgid.com



ProPress RP 350 Cordless Crimp Tool Kit

- Includes jaws for 1/2" to 2"
 - Fits jaws up to 4"
 - Copper & Stainless Steel
 - 360° head swivel
 - 18V Battery and Carrying Case
- Not included: 1/2" to 2" PEX (with additional jaws)
1/2" to 4" for carbon steel (with Press Booster)

STOCK NO	EACH
PP67053	4613.83



ProPress RP 240 Battery Crimp Tool Kit

15% Smaller and 10% lighter, with pistol grip. Includes Crimp Tool with 1/2" - 1/4" Jaw Set, (2) 12V Batteries, Charger, and Carrying Case.

JAW SIZES	STOCK NO	EACH
1/2 - 1/4"	PP57398	2356.77

ProPress Jaws

For ProPress ONLY!



SIZE	STOCK NO	EACH
1/2"	PP76652	270.00
3/4"	PP76657	270.00
1"	PP76662	270.00
1 1/4"	PP76667	270.00
1 1/2"	PP76672	326.77
2"	PP76677	372.08



18V Lithium Ion Batteries

DESCRIPTION	STOCK NO	EACH
2.5 Ah	RI56513	192.31
5.0 Ah	RI56518	249.04

ProPress Crimping Rings

3-Ring Kit with 2 1/2, 3 & 4" Crimp Rings, Ring Acuator and Carrying Case.
FOR XL-C FITTINGS ONLY!

STOCK NO	EACH
PP20483	3756.81



ProPress RP 241 Battery Crimp Tool Kit

25% smaller and 10% lighter than its predecessor, this lightweight, low profile design, is designed to help you easily work overhead and in tight spaces. Includes Crimp Tool with 1/2" - 1/4" Jaw Set, (2) 12V Batteries, Charger, and Carrying Case.

JAW SIZES	STOCK NO	EACH
1/2 - 1/4"	PP57363	2817.60

ProPress Compact Jaws

SIZE	STOCK NO	EACH
1/2"	PP16958	199.55
3/4"	PP16963	199.55
1"	PP16978	199.55
1 1/4"	PP31228	211.28



**For PEX Jaws and
M18™ Short Throw
Press Tool Kit
See Page 1215**

Milwaukee Tools ⁽⁴⁰⁾ milwaukeetools.com



M18™ FORCE LOGIC™ Press Tool Kit with ONE-KEY™

2922-22 Kit Includes:

- 2922-20 Force Logic Press Tool
- (2) M18™ REDLITHIUM™ CP2.0 Batteries
- Charger & Carrying Case
- 1/2", 3/4", 1", 1 1/4", 1 1/2" & 2" Copper Press Jaws

STOCK NO	EACH
M10KPRESSTO	4442.80



M12™ FORCE LOGIC™ Press Tool Kit

2473-22 Kit Includes:

- 2473-20 Press Tool
- (2) 12v REDLITHIUM Batteries
- Charger & Carrying Case
- 1/2", 3/4" & 1" Copper Press Jaws

STOCK NO	EACH
M12PRESSCOTO	2621.60

**See page 1907 for
REDLITHIUM Batteries and
additional Milwaukee Tools**

**See page 1004 for
Milwaukee Tools
Black Iron Press Jaws**





90° Elbow

Copper to Copper

SIZE	STOCK NO	EACH
Copper Elbow		
1/2"	PP77317	3.51
3/4"	PP77022	5.66
1"	PP77027	11.29
1 1/4"	PP77032	22.78
1 1/2"	PP77037	42.61
2"	PP77042	59.83
XL-C Copper Elbow		
2 1/2"	PP20623	165.77
3"	PP20628	208.55
4"	PP20633	258.01



Reducing 90° Elbow

Copper to Copper

SIZE	STOCK NO	EACH
3/4 x 1/2"	PP77325	8.50
1 x 3/4"	PP77330	19.60



90° Elbow

Fitting to Copper

SIZE	STOCK NO	EACH
Copper Elbow		
1/2"	PP77347	3.64
3/4"	PP77052	5.89
1"	PP77057	13.47
1 1/4"	PP77062	24.80
1 1/2"	PP77067	45.08
2"	PP77072	62.63
XL-C Copper Elbow		
2 1/2"	PP20638	185.63
3"	PP20643	215.86
4"	PP20648	274.88



90° Drop Elbow

Copper to Fitting with Wall Plate

SIZE	STOCK NO	EACH
Bronze Drop Elbow		
1/2 x 1/2"	PP79190	17.34
3/4 x 3/4"	PP79195	36.00



90° Elbow

Copper by Female NPT

SIZE	STOCK NO	EACH
Bronze Elbow		
1/2 x 1/2"	PP79525	12.47
3/4 x 1/2"	PP79535	31.39
3/4 x 3/4"	PP79540	POA*
2" x 2"	PP79570	115.85

*Price on Application



45° Elbow

Copper to Copper

SIZE	STOCK NO	EACH
Copper Elbow		
1/2"	PP77607	4.24
3/4"	PP77023	4.98
1"	PP77028	15.85
1 1/4"	PP77033	22.75
1 1/2"	PP77038	36.46
2"	PP77043	50.56
XL-C Copper Elbow		
2 1/2"	PP20653	111.63
3"	PP20658	156.45
4"	PP20663	221.44



45° Elbow

Fitting to Copper

SIZE	STOCK NO	EACH
Copper Elbow		
1/2"	PP77637	3.35
3/4"	PP77053	4.74
1"	PP77058	15.45
1 1/4"	PP77063	22.76
1 1/2"	PP77068	34.42
2"	PP77073	51.56
XL-C Copper Elbow		
2 1/2"	PP20668	136.16
3"	PP20673	196.96
4"	PP20678	248.83



Spring Check Valve

Copper to Copper

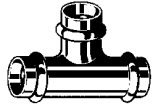
SIZE	STOCK NO	EACH
1/2"	PP79035	24.29
3/4"	PP79040	31.08
1"	PP79045	35.83
1 1/4"	PP79050	51.82
1 1/2"	PP79055	73.55
2"	PP79060	133.85



Di-electric Union

Bronze - Copper to Female NPT

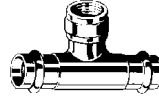
SIZE	STOCK NO	EACH
1/2"	PP79155	54.20
3/4"	PP79160	58.07
1"	PP79165	74.51
1 1/4"	PP79170	97.09
1 1/2"	PP79175	112.95
2"	PP79180	158.50



Tee

Copper to Copper to Copper

SIZE	STOCK NO	EACH
Copper Tee		
1/2"	PP77377	5.34
1/2 x 1/2 x 3/4"	PP77382	19.11
3/4"	PP77387	9.36
3/4 x 1/2 x 1/2"	PP77392	14.97
3/4 x 1/2 x 3/4"	PP77397	16.14
3/4 x 3/4 x 1/2"	PP77402	8.18
3/4 x 3/4 x 1"	PP77407	30.94
1"	PP77412	17.14
1 x 1/2 x 1"	PP94767	29.67
1 x 3/4 x 1/2"	PP77417	31.32
1 x 3/4 x 3/4"	PP77422	27.55
1 x 3/4 x 1"	PP77427	31.11
1 x 1 x 1/2"	PP77432	19.98
1 x 1 x 3/4"	PP77437	19.49
1 x 1 x 1 1/4"	PP15488	53.76
1 1/4"	PP77442	29.25
1 1/4 x 1 x 3/4"	PP94762	30.34
1 1/4 x 1 x 1"	PP14568	33.28
1 1/4 x 1 1/4 x 1/2"	PP94757	25.45
1 1/4 x 1 1/4 x 3/4"	PP77452	26.76
1 1/4 x 1 1/4 x 1"	PP77447	28.86
1 1/2"	PP77457	55.68
1 1/2 x 1 x 3/4"	PP79660	74.58
1 1/2 x 1 x 1"	PP15458	84.83
1 1/2 x 1 x 1 1/2"	PP15463	93.05
1 1/2 x 1 1/4 x 1"	PP15453	75.61
1 1/2 x 1 1/4 x 1 1/4"	PP15483	55.85
1 1/2 x 1 1/2 x 1/2"	PP15448	60.41
1 1/2 x 1 1/2 x 3/4"	PP77462	49.46
1 1/2 x 1 1/2 x 1"	PP77467	51.32
1 1/2 x 1 1/2 x 1 1/4"	PP77472	55.11
2"	PP77477	68.79
2 x 1 1/4 x 1 1/4"	PP15518	124.24
2 x 1 1/2 x 3/4"	PP15513	106.54
2 x 1 1/2 x 1"	PP15498	105.18
2 x 1 1/2 x 1 1/4"	PP15508	108.64
2 x 1 1/2 x 1 1/2"	PP15503	110.14
2 x 2 x 1/2"	PP15538	95.20
2 x 2 x 3/4"	PP94777	80.49
2 x 2 x 1"	PP94772	83.19
2 x 2 x 1 1/2"	PP77482	63.73
2 x 2 x 1 1/4"	PP77487	84.77
XL-C Copper Tee		
2 1/2"	PP20683	208.73
2 1/2 x 2 x 1 1/2"	PP22283	277.74
2 1/2 x 2 x 2"	PP22278	244.00
2 1/2 x 2 1/2 x 1/2"	PP22303	261.26
2 1/2 x 2 1/2 x 3/4"	PP22298	277.43
2 1/2 x 2 1/2 x 1"	PP22293	285.59
2 1/2 x 2 1/2 x 1 1/4"	PP22288	291.10
2 1/2 x 2 1/2 x 1 1/2"	PP20803	278.15
2 1/2 x 2 1/2 x 2"	PP20688	245.20
3"	PP20693	255.98
3 x 3 x 3/4"	PP22323	297.82
3 x 3 x 1"	PP22308	306.76
3 x 3 x 1 1/4"	PP22313	306.76
3 x 3 x 1 1/2"	PP20798	306.76
3 x 3 x 2"	PP20698	294.49
3 x 3 x 2 1/2"	PP20703	324.89
4"	PP20708	366.06
4 x 4 x 1 1/2"	PP20808	384.47
4 x 4 x 2"	PP20713	331.34
4 x 4 x 2 1/2"	PP20718	315.72
4 x 4 x 3"	PP20723	346.08



Tee

Copper to Copper to NPT Fitting

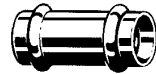
SIZE	STOCK NO	EACH
Bronze Tee		
1/2 x 1/2 x 1/2"	PP79580	18.51
3/4 x 3/4 x 1/4"	PP79585	25.71
3/4 x 3/4 x 1/2"	PP79590	25.11
3/4 x 3/4 x 3/4"	PP79595	31.42
1 x 1 x 1/2"	PP79760	32.12
1 x 1 x 3/4"	PP79765	37.97
1 1/4 x 1 1/4 x 1/2"	PP79770	45.50
1 1/4 x 1 1/4 x 3/4"	PP79775	47.17
1 1/2 x 1 1/2 x 1/2"	PP79780	53.92
1 1/2 x 1 1/2 x 3/4"	PP79785	78.34
2 x 2 x 1 1/2"	PP79790	65.65



Baseboard Tee

Copper to Fitting to Copper

SIZE	STOCK NO	EACH
1/2 x 1/8 x 1/2"	PP79635	25.05
3/4 x 1/8 x 3/4"	PP79640	27.28



Coupling

Copper to Copper

SIZE	STOCK NO	EACH
Copper Coupling with Stop		
1/2"	PP78047	3.16
3/4"	PP78052	4.78
1"	PP78057	9.59
1 1/4"	PP78062	12.24
1 1/2"	PP78067	22.32
2"	PP78072	28.46
XL-C Copper Coupling with Stop		
2 1/2"	PP20728	82.59
3"	PP20733	105.15
4"	PP20738	148.81
Copper Coupling without Stop		
1/2"	PP78172	7.81
3/4"	PP78177	10.26
1"	PP78182	13.05
1 1/4"	PP78187	20.06
1 1/2"	PP78192	30.31
2"	PP78197	34.61
XL-C Copper Coupling without Stop		
2 1/2"	PP20743	83.72
3"	PP20748	108.11
4"	PP20753	148.59



Bronze Insert Stiffener

For use with 3/4" Finned Tube.

SIZE	STOCK NO	EACH
3/4"	PP16423	2.49



Union

Copper to Copper

SIZE	STOCK NO	EACH
Bronze Union		
1/2"	PP79125	27.57
3/4"	PP79130	34.15
1"	PP79135	55.59
1 1/4"	PP79140	79.99
1 1/2"	PP79145	104.68
2"	PP79150	167.67



Reducer

Copper to Copper

SIZE	STOCK NO	EACH
Copper Reducer		
3/4 x 1/2"	PP78147	14.46
1 x 1/2"	PP15603	26.67
1 x 3/4"	PP78152	16.90
1 1/4 x 3/4"	PP15593	39.03
1 1/4 x 1"	PP78157	25.19
1 1/2 x 3/4"	PP18473	46.64
1 1/2 x 1"	PP15588	41.87
1 1/2 x 1 1/4"	PP78162	37.08
2 x 3/4"	PP18468	44.35
2 x 1"	PP15608	64.58
2 x 1 1/4"	PP22328	53.74
2 x 1 1/2"	PP78167	41.74

XL-C Copper Reducer

2 1/2 x 1 1/2"	PP20695	174.87
2 1/2 x 2"	PP20700	166.56
3 x 1 1/2"	PP20705	193.49
3 x 2"	PP20710	193.98
3 x 2 1/2"	PP20715	227.42
4 x 2"	PP20720	241.25
4 x 2 1/2"	PP20725	266.34
4 x 3"	PP20730	293.22



Reducer

Fitting to Copper

SIZE	STOCK NO	EACH
Copper Reducer		
3/4 x 1/2"	PP78077	3.72
1 x 1/2"	PP78082	9.61
1 x 3/4"	PP78087	9.80
1 1/4 x 1/2"	PP22333	11.28
1 1/4 x 3/4"	PP78092	11.70
1 1/4 x 1"	PP78097	13.16
1 1/2 x 1/2"	PP79850	32.38
1 1/2 x 3/4"	PP14543	19.55
1 1/2 x 1"	PP78102	19.31
1 1/2 x 1 1/4"	PP78107	19.43
2 x 1/2"	PP79855	41.25
2 x 3/4"	PP79860	40.91
2 x 1"	PP78112	21.90
2 x 1 1/4"	PP78117	26.79
2 x 1 1/2"	PP78122	26.05

XL-C Copper Reducer

2 1/2 x 1 1/2"	PP20813	122.19
2 1/2 x 2"	PP20758	105.06
3 x 1 1/2"	PP20818	133.66
3 x 2"	PP20763	130.08
3 x 2 1/2"	PP20768	133.99
4 x 2"	PP20773	149.70
4 x 2 1/2"	PP20778	163.56
4 x 3"	PP20783	172.86



Union

Copper by Female NPT

SIZE	STOCK NO	EACH
Bronze Union		
1/2 x 1/2"	PP79700	22.08
3/4 x 3/4"	PP79705	28.35
1 x 1"	PP79710	46.96
1 1/4 x 1 1/4"	PP79715	57.70
1 1/2 x 1 1/2"	PP79720	90.68
2 x 2"	PP79725	120.12



Union


Copper by Male NPT



SIZE	STOCK NO	EACH
Bronze Union		
1/2 x 1/2"	PP79730	24.05
3/4 x 3/4"	PP79735	33.29
1 x 1"	PP79740	48.68
1 1/4 x 1 1/4"	PP79745	69.81
1 1/2 x 1 1/2"	PP79750	97.35
2 x 2"	PP79755	127.28

Adapter Flange

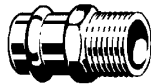
Copper by Flange



SIZE	STOCK NO	EACH
Bronze Adapter		
2"	PP79695	259.38
2 1/2"	PP20853	253.53
3"	PP20858	307.27
4"	PP20863	343.75

Adapter

Copper by Male NPT



SIZE	STOCK NO	EACH
Bronze Adapter		
1/2 x 3/8"	PP79210	6.57
1/2 x 1/2"	PP79215	4.05
1/2 x 3/4"	PP79220	8.49
3/4 x 1/2"	PP79225	8.89
3/4 x 3/4"	PP79230	7.27
3/4 x 1"	PP79235	20.25
1 x 3/4"	PP79240	22.32
1 x 1"	PP79245	13.56
1 x 1 1/4"	PP79250	28.28
1 1/4 x 1"	PP79255	31.66
1 1/4 x 1 1/4"	PP79260	28.79
1 1/4 x 1 1/2"	PP79265	33.80
1 1/2 x 1 1/4"	PP79270	42.46
1 1/2 x 1 1/2"	PP79275	40.35
2 x 2"	PP79290	77.65
XL-C Copper Adapter		
2 1/2 x 2 1/2"	PP20823	168.95
3 x 3"	PP20828	212.56
4 x 4"	PP20838	259.96

Adapter

Copper by Female NPT



SIZE	STOCK NO	EACH
Bronze Adapter		
1/2 x 1/2"	PP79300	5.06
1/2 x 3/4"	PP79305	10.71
3/4 x 1/2"	PP79310	7.83
3/4 x 3/4"	PP79315	7.87
1 x 3/4"	PP79325	28.07
1 x 1"	PP79330	15.07
1 x 1 1/4"	PP79335	28.89
1 1/4 x 1"	PP79345	34.55
1 1/4 x 1 1/4"	PP79350	34.24
1 1/2 x 1 1/2"	PP79365	47.94
2 x 2"	PP79370	79.82
XL-C Copper Adapter		
2 1/2 x 2 1/2"	PP20819	190.72
3 x 3"	PP20829	312.35
4 x 4"	PP20839	402.46

Adapter

Fitting by Male NPT



SIZE	STOCK NO	EACH
Bronze Adapter		
1/2 x 1/2"	PP79380	14.72
3/4 x 1/2"	PP79390	24.17
3/4 x 3/4"	PP79395	24.59
1 x 1"	PP79405	36.77
1 1/4 x 1 1/4"	PP79410	47.39
1 1/2 x 1 1/2"	PP79415	70.68
2 x 2"	PP79420	104.02

Adapter

Fitting by Female NPT



SIZE	STOCK NO	EACH
Bronze Adapter		
1/2 x 1/2"	PP79430	16.12
3/4 x 1/2"	PP79440	20.76
3/4 x 3/4"	PP79445	23.32
1 x 1"	PP79450	36.33
1 1/4 x 1 1/4"	PP79465	62.60
1 1/2 x 1 1/2"	PP79470	69.81
2 x 2"	PP79475	118.23

Cross-Over

Copper to Copper



SIZE	STOCK NO	EACH
1/2"	PP77742	23.87
3/4"	PP77747	29.67

Cap

SIZE	STOCK NO	EACH
Copper Cap		
1/2"	PP77712	6.70
3/4"	PP77717	11.50
1"	PP77722	17.73
1 1/4"	PP77727	21.00
1 1/2"	PP77732	32.55
2"	PP77737	39.55
XL-C Copper Cap		
2 1/2"	PP20833	116.72
3"	PP20843	147.75
4"	PP20848	172.26

Sealing Elements

FKM Gaskets



SIZE	STOCK NO	EACH
1/2"	PP17768	1.72
3/4"	PP17778	2.60
1"	PP17788	3.02

Apollo-Press Full Port Ball Valve



SIZE	STOCK NO	EACH
Press x Press • Lead Free Bronze		
1/2"	1277W103	35.11
3/4"	3477W104	47.33
1"	177W105	60.35
1 1/4"	11477W106	110.77
1 1/2"	11277W107	152.56
2"	277W108	220.07

SIZE	STOCK NO	EACH
Press x Press • Lead Free Bronze Stainless Steel Ball & Stem		
1/2"	1277WLF143	54.08
3/4"	3477WLF144	73.42
1"	177WLF145	106.89
1 1/4"	11477WLF146	199.03
1 1/2"	11277WLF147	244.47
2"	277WLF148	362.43

SIZE	STOCK NO	EACH
Press x Press • XL-C Full Port Ball Valve		
2 1/2"	21277VLF109	682.13
3"	377VLF100	888.36
4"	477VLF14A	1246.41

Apollo-Press Full Port Ball Valve



Press x Hose Cap & Chain • 300 CWP

SIZE	STOCK NO	EACH
1/2"	1277W103HCA	45.78
3/4"	3477W104HCA	63.57

LEAD FREE Viega ProPress Spring Check Valve



- For potable water installations
- Bronze
- Press connection
- Inline

SIZE	STOCK NO	EACH
1/2"	PP79035	24.29
3/4"	PP79040	31.08
1"	PP79045	35.83
1 1/4"	PP79050	51.82
1 1/2"	PP79055	73.55
2"	PP79060	133.85

LEAD FREE Viega ProPress ball valve with Hose Connection



- For potable water installations
- Bronze
- Press connection, hose connection
- Full port

SIZE	STOCK NO	EACH
1/2"	PP79875	48.01
3/4"	PP79876	48.88

Viega ProPress ball valve with Hose Connection



- For non-potable application
- Bronze, brass
- Press connection, hose connection
- Full port

SIZE	STOCK NO	EACH
1/2"	PP24090	30.09
3/4"	PP24095	42.05

Milwaukee Ultra Pure™ Full Port Ball Press Valve



Press x Press

SIZE	STOCK NO	EACH
1/2"	12UPBA480B	32.43
3/4"	34UPBA480B	47.53
1"	1UPBA480B	61.42
1 1/4"	114UPBA480B	115.89
1 1/2"	112UPBA480B	163.38
2"	2UPBA480B	241.05
2 1/2"	212UPBA480B	615.48
3"	3UPBA480B	808.92
4"	4UPBA480B	1198.54

(55) Milwaukee Ultra Pure™ Press Check Valve



200 P.S.I. • Horizontal Swing

SIZE	STOCK NO	EACH
1/2"	12UP969	51.14
3/4"	34UP969	69.88
1"	1UP969	97.16
1 1/4"	114UP969	189.20
1 1/2"	112UP969	248.00
2"	2UP969	379.25

BA475B/BA480B/BA485B Accessories

SIZE	STOCK NO	EACH
Memory Stop		
1/4 - 1/2"	8662D940	2.85
3/4 - 1"	8662F940	3.10
1 1/4 - 2"	8662J940	3.84
2 1/2 - 3"	8662K940	3.84
XH Extension Stem		
1/4 - 1/2"	EXTEN15XA	8.92
3/4 - 1 1/2"	EXTEN25XA	10.87
2"	EXTEN38XA	14.84
2 1/2" - 3"	EXTEN50XA	28.67
Locking Handle		
1/4 - 1/2"	27995AMV	6.91
3/4 - 1"	27996AMV	9.24
1 1/4 - 1 1/2"	27997AMV	13.83
2"	27998AMV	18.18

Viega lockable stem extension



- For valve top
- Suitable for Viega ProPress ball valves
- Brass

SIZE	STOCK NO	EACH
1/2" - 3/4"	PP23500	24.28
1" - 1 1/4"	PP23505	29.15
1 1/2" - 2"	PP23510	38.85
2 1/2" - 4"	PP78312	136.02

LEAD FREE Cimberio Full Port Ball Valve



Press x Press

SIZE	STOCK NO	EACH
1/2"	C1220NL04	15.65
3/4"	C1220NL06	19.81
1"	C1220NL07	26.94
1 1/4"	C1220NL08	48.53
1 1/2"	C1220NL09	69.94
2"	C1220NL10	114.63
2 1/2"	C1220NLC11	257.47
3"	C1220NLC12	336.26
4"	C1220NLC14	582.85

LEAD FREE Series JP-110G 2 Piece, Stop & Waste, Full port Brass Ball Valves



- Features:**
- Dezincification resistant brass
 - Gland follower and single o-ring stem design
 - Blow-out proof stem
 - Side Drain/Bleeder
 - 100% leak tested
 - IAMPO Certified, NSF 372, NSF 14

250 WOG • Max 250° F • Press Connections

SIZE	STOCK NO	EACH
1/2"	12JPBVD	29.00
3/4"	34JPBVD	24.16
1"	1JPBVD	54.38

LEAD FREE Viega ProPress ball valve



- For potable water installations
- Bronze
- Press connection
- Full port

SIZE	STOCK NO	EACH
1/2"	PP79923	41.53
3/4"	PP79928	48.96
1"	PP79933	64.18
1 1/4"	PP79938	120.34
1 1/2"	PP79943	189.80
2"	PP79948	273.74
2 1/2"	PP78300	398.35
3"	PP78305	485.79
4"	PP78310	777.26

Refrigeration Press Fittings (47c)

conexbanninger.com

90° Elbows

Press to Press

Must order in bag quantities



SIZE	BAG QTY	STOCK NO	EACH FTG
1/4"	5	CO14COLCB	13.14
3/8"	5	CO38COLCB	19.16
1/2"	3	CO12COLCB	21.25
5/8"	3	CO58COLCB	21.88
3/4"	3	CO34COLCB	27.65
7/8"	3	CO78COLCB	25.83
1 1/8"	2	CO118COLCB	32.71
1 3/8"	1	CO138COLCB	50.02

90° Street Elbows

Press to Solder

Must order in bag quantities



SIZE	BAG QTY	STOCK NO	EACH FTG
3/8"	3	CO38COSLCB	26.51
1/2"	3	CO12COSLCB	27.07
5/8"	3	CO58COSLCB	30.21
3/4"	3	CO34COSLCB	31.80
7/8"	3	CO78COSLCB	34.76
1 1/8"	2	CO118COSLCB	38.29
1 3/8"	1	CO138COSLCB	58.08

45° Elbows

Press to Press

Must order in bag quantities



SIZE	BAG QTY	STOCK NO	EACH FTG
1/4"	3	CO14CO45LCB	23.12
3/8"	3	CO38CO45LCB	25.69
1/2"	3	CO12CO45LCB	28.51
5/8"	3	CO58CO45LCB	28.53
3/4"	3	CO34CO45LCB	31.33
7/8"	3	CO78CO45LCB	34.98
1 1/8"	2	CO118CO45LCB	43.84
1 3/8"	2	CO138CO45LCB	66.89

Refrigerant Flare

Press to Male flare connector

When possible make the flare connection prior to pressing the >B< MaxiPro Joint.

SAE Copper Flare - Brass Nut

Must order in bag quantities



SIZE	BAG QTY	STOCK NO	EACH FTG
1/4"	4	CO14COFLCB	12.46
3/8"	4	CO38COFLCB	15.54
1/2"	2	CO12COFLCB	19.08
5/8"	2	CO58COFLCB	21.42
3/4"	2	CO34COFLCB	29.96

Couplings

Press to Press

Must order in bag quantities



SIZE	BAG QTY	STOCK NO	EACH FTG
1/4"	5	CO14COCCB	6.23
3/8"	5	CO38COCCB	9.52
1/2"	5	CO12COCCB	11.94
5/8"	5	CO58COCCB	15.35
3/4"	2	CO34COCCB	17.54
7/8"	2	CO78COCCB	24.24
1 1/8"	2	CO118COCCB	27.65
1 3/8"	2	CO138COCCB	33.55

Caps

Press

Must order in bag quantities



SIZE	BAG QTY	STOCK NO	EACH FTG
1/4"	3	CO14COCAPCB	7.47
3/8"	3	CO38COCAPCB	10.96
1/2"	3	CO12COCAPCB	13.11
5/8"	2	CO58COCAPCB	14.51
3/4"	2	CO34COCAPCB	16.77
7/8"	2	CO78COCAPCB	18.29
1 1/8"	1	CO118COCAPCB	20.56
1 3/8"	1	CO138COCAPCB	30.40

Tees

Press to Press to Press

Must order in bag quantities



SIZE	BAG QTY	STOCK NO	EACH FTG
1/4"	3	CO14COTCB	26.65
3/8"	3	CO38COTCB	29.21
1/2"	3	CO12COTCB	31.45
5/8"	2	CO58COTCB	33.15
3/4"	2	CO34COTCB	36.61
7/8"	2	CO78COTCB	39.34
1 1/8"	1	CO118COTCB	50.56
1 3/8"	1	CO138COTCB	82.79

Reducing Couplings

Press to Press

Must order in bag quantities



SIZE	BAG QTY	STOCK NO	EACH FTG
1/2" x 3/8"	2	CO12X38CORCB	19.27
5/8" x 3/8"	2	CO58X38CORCB	19.57
5/8" x 1/2"	2	CO58X12CORCB	20.86
3/4" x 3/8"	2	CO34X38CORCB	27.95
3/4" x 1/2"	2	CO34X12CORCB	20.67
3/4" x 5/8"	2	CO34X58CORCB	24.54
7/8" x 1/2"	2	CO78X12CORCB	22.54
7/8" x 5/8"	2	CO78X58CORCB	30.14
7/8" x 3/4"	2	CO78X34CORCB	32.20
1 1/8" x 3/8"	1	CO118X58CORCB	36.07
1 1/8" x 3/4"	1	CO118X34CORCB	33.55
1 1/8" x 7/8"	1	CO118X78CORCB	39.06
1 3/8" x 7/8"	1	CO138X78CORCB	39.99
1 3/8" x 1 1/8"	1	CO138X118CORCB	48.34

Fitting Reducing Couplings

Press to Solder

Must order in bag quantities



SIZE	BAG QTY	STOCK NO	EACH FTG
3/8" x 1/4"	2	CO38X14COFRCB	18.29
1/2" x 3/8"	2	CO12X38COFRCB	17.61
5/8" x 3/8"	2	CO58X38COFRCB	16.59
5/8" x 1/2"	2	CO58X12COFRCB	16.59
3/4" x 1/2"	2	CO34X12COFRCB	22.35
3/4" x 5/8"	2	CO34X58COFRCB	24.38
7/8" x 1/2"	2	CO78X12COFRCB	18.29
7/8" x 5/8"	2	CO78X58COFRCB	19.64
7/8" x 3/4"	2	CO78X34COFRCB	20.32
1 1/8" x 1/2"	1	CO118X12COFRCB	23.70
1 1/8" x 5/8"	1	CO118X58COFRCB	25.04
1 1/8" x 3/4"	1	CO118X34COFRCB	26.41
1 1/8" x 7/8"	1	CO118X78COFRCB	28.44

Rothenberger >B< MaxiPro Press Jaw Kit

- Rotary Tube Cutter
- Pencil type deburrer
- Rovlies® copper cleaning pad
- Depth Gauge and Marker
- Large Press Jaws & Case:
 - 1/4", 3/8", 1/2", 5/8", 3/4", 7/8", & 1 1/8"



STOCK NO	EACH
COROJAWS	2595.57
Compact Press Jaw Kit: 6 Pieces 1/4" - 7/8"	
COROCOJAWS	2424.96
Large Press Jaw Kit: 1 3/8"	
CORO138JA	528.66

PRO-Fit™ Fittings (18)

PRO-Fit™ Quick Connect Unions

10 per Bag Brass Body Push-in

SIZE	STOCK NO	EACH
1/4"	RE87018	18.43
3/8"	RE87019	22.36
1/2"	RE87020	23.13
5/8"	RE87021	25.02
3/4"	RE87022	37.69
7/8"	RE87023	41.58

PRO-Fit™ Quick Connect 90° Elbows

Brass Body Push-in

SIZE	STOCK NO	EACH
1/4"	RE87024	22.73
3/8"	RE87025	26.89
1/2"	RE87026	27.94
5/8"	RE87027	30.37
3/4"	RE87028	45.72
7/8"	RE87029	49.25

PRO-Fit™ Quick Connect Reducers

Brass Body Push-in

SIZE	STOCK NO	EACH
3/8" x 1/4"	RE87030	24.52
1/2" x 3/8"	RE87031	27.14
5/8" x 1/2"	RE87032	29.81

PRO-Fit™ Quick Connect Sockets

Brass Body Push-in

SIZE	STOCK NO	EACH
1/4"	RE87036	16.97
3/8"	RE87037	17.78
1/2"	RE87038	21.28
5/8"	RE87039	23.33

PRO-Fit™ Support Kits

Line Marking Tool & Disconnect Tools

SIZE	STOCK NO	EACH
1/4" - 5/8"	RE87048	13.86
3/4" - 7/8"	RE87049	17.15

Grooved Copper Fittings ⁽⁰⁹⁾

victaulic.com



Fig. 608N Copper Grooved Butterfly Valves

- Designed to provide bubble-tight shut-off in both directions to 300 PSI
- Cast bronze body
- EPDM disc
- Lever handle w/memory stop

SIZE	STOCK NO	EACH
2 1/2"	V024362211	3045.00
3"	V030362211	3347.03
4"	V040362211	4233.05
6"	V060362211	5752.96



No. 610 Copper 90° Grooved Elbows

SIZE	STOCK NO	EACH
2"	.2V610	290.37
2 1/2"	.212V610	313.70
3"	.3V610	437.50
4"	.4V610	999.44
6"	.6V610	4505.92



No. 620 Copper Grooved Tees

SIZE	STOCK NO	EACH
2"	2V620	471.20
2 1/2"	.212V620	501.02
3"	3V620	745.37
4"	4V620	1627.50
6"	6V620	5616.20



No. 625 Copper Grooved Reducing Tees

SIZE	STOCK NO	EACH
3x2"	3X2V625	959.26
3x2 1/2"	3X212V625	1263.89
4x2"	4X2V625	2136.94
4x2 1/2"	4X212V625	2136.94
4x3"	4X3V625	2136.94
6x3"	6X3V625	7950.83
6x4"	6X4V625	7950.83



No. 660 Copper Grooved Caps

SIZE	STOCK NO	EACH
2 1/2"	212V660	295.56
3"	3V660	365.56
4"	4V660	547.04
6"	6V660	1116.76

No. 641 Copper Grooved Flanges



SIZE	STOCK NO	EACH
2 1/2"	.212V641	1311.20
3"	3V641	1374.07
4"	4V641	1503.05
6"	6V641	2199.81



No. 607 Rigid Copper Couplings

With EHP Gasket

SIZE	STOCK NO	EACH
2"	2V607	129.56
2 1/2"	.212V607	143.79
3"	3V607	160.96
4"	4V607	240.95
6"	6V607	529.51



No. 650 GxG Copper Grooved Reducers

SIZE	STOCK NO	EACH
3x2"	3X2V650	414.81
3x2 1/2"	3X212V650	414.81
4x2"	4X2V650	843.24
4x2 1/2"	4X212V650	843.24
4x3"	4X3V650	843.24
6x3"	6X3V650	2556.29
6x4"	6X4V650	2556.29



No. 652 GxSwt Copper Grooved Reducer

SIZE	STOCK NO	EACH
2x1 1/2"	.2X112V652	342.87
2 1/2x2"	212X2V652	419.35
3x2"	3X2V652	519.17

No. 647 Copper x IPS Dielectric Fitting

SIZE	STOCK NO	EACH
2"	.2V647GG	643.70
2 1/2"	.212V647GG	720.74
3"	.3V647GG	1101.48
4"	.4V647GG	2202.96

Brass Flared Fittings (02a)

brasscraft.com

Forged Two Way Elbows

No 155



TUBE O.D.	STOCK NO	EACH
1/2"	12FCFL	11.32
3/8"	58FCFL	16.59

Flare Two Way Elbows

No 55

TUBE O.D.	STOCK NO	EACH
3/8"	38CFL	5.76
1/2"	12CFL	7.18
5/8"	58CFL	10.18

Forged Male Elbows

No 149



O.D.	I.P.T.	STOCK NO	EACH
1/4"	1/8"	14X18FCFMAL	5.37
1/4"	1/4"	14X14FCFMAL	3.33
3/8"	1/4"	38X14FCFMAL	4.42
3/8"	3/8"	38X38FCFMAL	8.18
3/8"	1/2"	38X12FCFMAL	6.80
1/2"	1/2"	12X12FCFMAL	11.23
5/8"	1/2"	58X12FCFMAL	15.45
5/8"	3/4"	58X34FCFMAL	20.48

Flare Male Elbows

No 49

O.D.	I.P.T.	STOCK NO	EACH
1/4"	1/8"	14X18CFMAL	4.74
1/4"	1/4"	14X14CFMAL	3.33
3/8"	1/4"	38X14CFMAL	3.90
3/8"	3/8"	38X38CFMAL	4.14
3/8"	1/2"	38X12CFMAL	5.49
1/2"	3/8"	12X38CFMAL	7.42
1/2"	1/2"	12X12CFMAL	6.48
5/8"	1/2"	58X12CFMAL	10.82
5/8"	3/4"	58X34CFMAL	12.91

Forged Female Elbows

No 150



O.D.	I.P.T.	STOCK NO	EACH
1/4"	1/8"	14X18FCFFAL	4.20
3/8"	1/4"	38X14FCFFAL	5.32
3/8"	3/8"	38X38FCFFAL	9.35
1/2"	3/8"	12X38FCFFAL	7.34

Flare Female Elbows

No 150

O.D.	I.P.T.	STOCK NO	EACH
3/8"	3/8"	38X38CFFAL	5.06
1/2"	3/8"	12X38CFFAL	7.34
1/2"	1/2"	12X12CFFAL	13.43
3/8"	1/2"	58X12CFFAL	12.47

Forged Tees



TUBE O.D.	STOCK NO	EACH
Three Way All - No 144		
1/4"	14FCFT	4.31
3/8"	38FCFT	9.38
1/2"	12FCFT	14.36
5/8"	58FCFT	22.27
Reducing - No 144-R		
1/2 x 3/8"	12X38FCFT	11.98

Flare Tees



TUBE O.D.	STOCK NO	EACH
Three Way All - No 44		
1/4"	14CFT	5.47
3/8"	38CFT	5.67
1/2"	12CFT	7.64
5/8"	58CFT	13.59
Reducing - No 44-R		
1/2 x 3/8"	12X38CFT	8.30
5/8 x 3/8"	58X38CFT	17.03
5/8 x 1/2"	58X12CFT	13.45

Unions



TUBE O.D.	STOCK NO	EACH
Standard - No 42		
1/4"	14CFU	1.72
3/8"	38CFU	1.92
1/2"	12CFU	2.85
5/8"	58CFU	6.90
3/4"	34CFU	16.81
Reducing - No 42-R		
3/8 x 1/4"	38X14CFU	3.18
1/2 x 3/8"	12X38CFU	4.71
5/8 x 1/2"	58X12CFU	7.92

Male Adapters

No 48-F



O.D.	I.P.T.	STOCK NO	EACH
1/4"	1/8"	14X18CFMA	1.34
1/4"	1/4"	14X14CFMA	1.29
1/4"	3/8"	14X38CFMA	3.49
3/8"	1/8"	38X18CFMA	2.69
3/8"	1/4"	38X14CFMA	1.67
3/8"	3/8"	38X38CFMA	1.90
3/8"	1/2"	38X12CFMA	2.93
3/8"	3/4"	38X34CFMA	7.08
1/2"	1/4"	12X14CFMA	4.29
1/2"	3/8"	12X38CFMA	2.69
1/2"	1/2"	12X12CFMA	2.94
1/2"	3/4"	12X34CFMA	4.87
5/8"	1/2"	58X12CFMA	3.56
5/8"	3/4"	58X34CFMA	5.56

Female Connectors

No. 46-F



O.D.	I.P.T.	STOCK NO	EACH
3/8"	1/4"	38X14CFFA	2.32
3/8"	3/8"	38X38CFFA	2.36
3/8"	1/2"	38X12CFFA	2.89
1/2"	3/8"	12X38CFFA	3.91
1/2"	1/2"	12X12CFFA	3.30
1/2"	3/4"	12X34CFFA	7.05
5/8"	1/2"	58X12CFFA	5.56

Short Flare Nuts

No 41-FS



TUBE O.D.	STOCK NO	EACH
1/8"	18CFN	1.46
1/4"	14CFN	.80
3/8"	38CFN	1.18
1/2"	12CFN	1.76
5/8"	58CFN	2.67
1/2 x 3/8"	12X38CFN	5.75
5/8 x 1/2"	58X12CFN	6.53

Refrigeration Flare Nuts

No 141-S



TUBE O.D.	STOCK NO	EACH
1/4"	14CFRN	4.43
5/16"	516CFRN	2.77
3/8"	38CFRN	2.15
1/2"	12CFRN	2.65
5/8"	58CFRN	3.71
3/4"	34CFRN	19.60
7/8"	78CFRN	30.89

Flare Caps

No 40



TUBE O.D.	STOCK NO	EACH
1/4"	14CFCAP	.68
3/8"	38CFCAP	1.41
1/2"	12CFCAP	1.61
5/8"	58CFCAP	4.77

Flare Plugs

No 639-F



TUBE O.D.	STOCK NO	EACH
3/8"	38CFP	1.43
1/2"	12CFP	3.51
5/8"	58CFP	5.80

Swivel Nuts

No 670-F



TUBE O.D.	STOCK NO	EACH
3/8"	38CFSN	7.05
1/2"	12CFSN	12.60
5/8"	58CFSN	12.16

Brass Compression Fittings (02a)

brasscraft.com



Male Elbows

TUBE O.D.	I.P.	STOCK NO	EACH
1/8	1/8	18X18CCMAL	6.30
3/16	1/8	316X18CCMAL	4.10
1/4	1/8	14X18CCMAL	5.16
1/4	1/4	14X14CCMAL	6.09
3/8	1/4	38X14CCMAL	5.39
3/8	3/8	38X38CCMAL	6.32
3/8	1/2	38X12CCMAL	8.39
1/2	3/8	12X38CCMAL	8.05
1/2	1/2	12X12CCMAL	23.20
5/8	3/8	58X38CCMAL	10.37
5/8	1/2	58X12CCMAL	16.74



Tees

Tube all 3 Ends

TUBE O.D.	STOCK NO	EACH
1/4"	14CCT	6.75
3/8"	38CCT	9.26
5/8"	58CCT	20.10



Unions

Tube Both Ends

TUBE O.D.	STOCK NO	EACH
Straight		
1/8"	18X18CCU	3.36
3/16"	316X316CCU	2.92
1/4"	14X14CCU	2.91
3/8"	38X38CCU	3.78
1/2"	12X12CCU	5.77
5/8"	58X58CCU	7.77
7/8"	78X78CCU	18.50
Reducing		
3/8 x 1/4"	38X14CCU	4.11
1/2 x 3/8"	12X38CCU	5.98
5/8 x 3/8"	58X38CCU	7.13



Male Unions

TUBE O.D.	I.P.	STOCK NO	EACH
1/8	1/8	18X18CCMA	2.97
3/16	1/8	316X18CCMA	3.17
1/4	1/8	14X18CCMA	2.02
1/4	1/4	14X14CCMA	2.51
3/8	1/8	38X18CCMA	4.44
3/8	1/4	38X14CCMA	2.79
3/8	3/8	38X38CCMA	4.21
3/8	1/2	38X12CCMA	4.21
1/2	3/8	12X38CCMA	4.47
1/2	1/2	12X12CCMA	5.00
5/8	3/8	58X38CCMA	10.16
5/8	1/2	58X12CCMA	5.74
7/8	3/4	78X34CCMA	11.38



Female Unions

TUBE O.D.	I.P.	STOCK NO	EACH
1/4	1/4	14X14CCFA	3.11
3/8	3/8	38X38CCFA	3.84
3/8	1/2	38X12CCFA	4.23
1/2	3/8	12X38CCFA	8.88
5/8	1/2	58X12CCFA	6.77
7/8	3/4	78X34CCFA	23.73



Compression Cap

TUBE O.D.	MODEL NO	STOCK NO	EACH
3/8"	61CP-6	38CCCAP	2.60



Nuts

TUBE O.D.	STOCK NO	EACH
1/8"	18CCN	.42
3/16"	316CCN	.53
1/4"	14CCN	.46
3/8"	38CCN	.64
1/2"	12CCN	1.21
5/8"	58CCN	3.06



Sleeves

TUBE O.D.	STOCK NO	EACH
1/8"	18CCS	.18
3/16"	316CCS	.19
1/4"	14CCS	.15
3/8"	38CCS	.19
1/2"	12CCS	.38
5/8"	58CCS	.55
7/8"	78CCS	2.95

Rough Brass Pipe and Fittings ^(02b)

meritbrass.com



Rough Brass Pipe

12' Straight Length

IPS	O.D.	STOCK NO	PER FOOT
1/4"	.540	14X12RB	8.31
3/8"	.675	38X12RB	10.15
1/2"	.840	12X12RB	15.10
3/4"	1.050	34X12RB	20.54
1"	1.315	1X12RB	28.79
1 1/4"	1.660	114X12RB	42.54
1 1/2"	1.900	112X12RB	50.62
2"	2.375	2X12RB	66.62



90° Straight Elbows

SIZE	STOCK NO	EACH
1/8"	18RBL	3.42
1/4"	14RBL	3.23
3/8"	38RBL	3.33
1/2"	12RBL	4.92
3/4"	34RBL	6.63
1"	1RBL	10.23
1 1/4"	114RBL	16.25
1 1/2"	112RBL	28.24
2"	2RBL	33.04
2 1/2"	212RBL	64.81
3"	3RBL	101.01
4"	4RBL	239.77

90° Reducing Elbows

SIZE	STOCK NO	EACH
1/2 x 3/8"	12X38RBL	5.81
3/4 x 1/2"	34X12RBL	7.57
1 x 3/4"	1X34RBL	13.18
1 1/4 x 1"	114X1RBL	21.31
1 1/2 x 1 1/4"	112X114RBL	26.61
1 1/2 x 1"	112X1RBL	26.36
2 x 1 1/2"	2X112RBL	48.63



90° Street Elbows

SIZE	STOCK NO	EACH
1/8"	18RBSL	5.29
1/4"	14RBSL	5.14
3/8"	38RBSL	5.14
1/2"	12RBSL	6.12
3/4"	34RBSL	8.63
1"	1RBSL	14.28
1 1/4"	114RBSL	22.51
1 1/2"	112RBSL	29.32
2"	2RBSL	48.28



45° Elbows

SIZE	STOCK NO	EACH
1/8"	18RB45L	3.76
1/4"	14RB45L	3.76
1/2"	12RB45L	4.50
3/4"	34RB45L	6.82
1"	1RB45L	11.45
1 1/4"	114RB45L	18.75
1 1/2"	112RB45L	22.86
2"	2RB45L	36.34

45° Street Elbows

SIZE	STOCK NO	EACH
1/2"	12RBS45L	6.58
3/4"	34RBS45L	8.94



Straight Tees

SIZE	STOCK NO	EACH
1/8"	18RBT	4.77
1/4"	14RBT	4.50
3/8"	38RBT	4.64
1/2"	12RBT	5.66
3/4"	34RBT	8.14
1"	1RBT	14.47
1 1/4"	114RBT	20.30
1 1/2"	112RBT	27.92
2"	2RBT	45.75



Reducing Tees

SIZE	STOCK NO	EACH
3/4 x 1/2"	34X12RBT	10.00
1 x 1/2"	1X12RBT	18.68
1 x 3/4"	1X34RBT	18.25
1 1/4 x 1"	114X1RBT	26.11
1 1/2 x 1 1/4"	112X114RBT	37.00
2 x 1 1/4"	2X114RBT	59.67

Straight Coupling

SIZE	STOCK NO	EACH
1/8"	18RBC	3.42
1/4"	14RBC	3.23
3/8"	38RBC	3.33
1/2"	12RBC	4.06
3/4"	34RBC	5.36
1"	1RBC	8.14
1 1/4"	114RBC	12.73
1 1/2"	112RBC	17.29
2"	2RBC	28.47



Reducing Couplings

SIZE	STOCK NO	EACH
1/4 x 1/8"	14X18RBR	3.72
3/8 x 1/4"	38X14RBR	3.72
1/2 x 3/8"	12X38RBR	4.52
1/2 x 1/4"	12X14RBR	4.65
3/4 x 1/2"	34X12RBR	6.45
3/4 x 3/8"	34X38RBR	6.93
3/4 x 1/4"	34X14RBR	7.70
1 x 3/4"	1X34RBR	10.72
1 x 1/2"	1X12RBR	11.36
1 1/4 x 1"	114X1RBR	17.29
1 1/4 x 3/4"	114X34RBR	17.92
1 1/2 x 1 1/4"	112X114RBR	21.85
1 1/2 x 1"	112X1RBR	21.85
2 x 1 1/2"	2X112RBR	33.45
2 x 1"	2X1RBR	37.69



Unions

Standard Rough

SIZE	STOCK NO	EACH
1/8"	18RBU	12.45
1/4"	14RBU	12.31
3/8"	38RBU	12.45
1/2"	12RBU	12.78
3/4"	34RBU	17.71
1"	1RBU	23.37
1 1/4"	114RBU	34.22
1 1/2"	112RBU	40.39
2"	2RBU	61.93



Bushings

SIZE	STOCK NO	EACH
Hex Bushing		
1/4 x 1/8"	14X18RBB	2.20
3/8 x 1/4"	38X14RBB	3.37
3/8 x 3/8"	38X38RBB	3.37
1/2 x 3/8"	12X38RBB	3.13
1/2 x 1/4"	12X14RBB	2.57
1/2 x 1/8"	12X18RBB	3.29
3/4 x 1/2"	34X12RBB	3.55
3/4 x 3/8"	34X38RBB	3.70
3/4 x 1/4"	34X14RBB	4.28
3/4 x 1/8"	34X18RBB	4.66
1 x 3/4"	1X34RBB	5.36
1 x 1/2"	1X12RBB	5.60
1 x 1/4"	1X14RBB	7.00
1 1/4 x 1"	114X1RBB	9.14
1 1/4 x 3/4"	114X34RBB	9.47
1 1/4 x 1/2"	114X12RBB	11.68
1 1/2 x 1 1/4"	112X114RBB	11.68
1 1/2 x 1"	112X1RBB	11.68
1 1/2 x 3/4"	112X34RBB	14.28
2 x 1 1/2"	2X112RBB	17.29
2 x 1 1/4"	2X114RBB	17.92
2 x 1"	2X1RBB	20.83
2 x 3/4"	2X34RBB	20.83
2 1/2 x 2"	212X2RBB	35.62
3 x 2 1/2"	3X212RBB	54.40
4 x 3"	4X3RBB	124.73
Flush Bushing		
1/2 x 3/8"	12X38RFB	10.01
3/4 x 1/2"	34X12RFB	13.99

Rough Brass Fittings (02b)



Caps

SIZE	STOCK NO	EACH
1/8"	18RBCAP	3.59
1/4"	14RBCAP	2.68
3/8"	38RBCAP	2.64
1/2"	12RBCAP	3.33
3/4"	34RBCAP	4.53
1"	1RBCAP	7.10
1 1/4"	114RBCAP	10.92
1 1/2"	112RBCAP	14.42
2"	2RBCAP	23.82



Square Head Plugs

SIZE	STOCK NO	EACH
1/8"	18RBP	.99
1/4"	14RBP	1.68
3/8"	38RBP	2.61
1/2"	12RBP	4.88
3/4"	34RBP	3.88
1"	1RBP	5.11
1 1/4"	114RBP	7.61
1 1/2"	112RBP	9.69
2"	2RBP	15.30
2 1/2"	212RBP	27.75



Solid Plugs

SIZE	STOCK NO	EACH
3/4"	34SBP	5.54
1"	1SBP	9.36



Countersunk Plugs

SIZE	STOCK NO	EACH
1/4"	14RBCP	1.01
1/2"	12RBCP	2.59
3/4"	34RBCP	3.92
1"	1RBCP	16.99
1 1/4"	114RBCP	31.23
1 1/2"	112RBCP	39.19



Hex Head Plugs

SIZE	STOCK NO	EACH
1/4"	14RBHP	1.48
3/8"	38RBHP	2.18
1/2"	12RBHP	3.64
3/4"	34RBHP	6.07

150# Threaded Brass Flanges

SIZE	STOCK NO	EACH
1 1/2" x 5"	112RBSCF	89.57
2" x 6"	2RBSCF	137.73

Red Brass Nipples (02b)

meritbrass.com



Red Brass Nipples

LENGTH	STOCK NO	EACH
1/8" IPS		
Close	18XCRBN	1.53
1 1/2"	18X112RBN	1.73
2"	18X2RBN	1.86
2 1/2"	18X212RBN	1.99
3"	18X3RBN	2.28
3 1/2"	18X312RBN	2.32
4"	18X4RBN	2.76
4 1/2"	18X412RBN	2.93
5"	18X5RBN	3.32
5 1/2"	18X512RBN	3.42
6"	18X6RBN	3.85
1/4" IPS		
Close	14XCRBN	1.79
1 1/2"	14X112RBN	2.07
2"	14X2RBN	2.35
2 1/2"	14X212RBN	2.30
3"	14X3RBN	2.94
3 1/2"	14X312RBN	3.20
4"	14X4RBN	3.76
4 1/2"	14X412RBN	4.08
5"	14X5RBN	4.45
5 1/2"	14X512RBN	4.60
6"	14X6RBN	5.42
3/8" IPS		
Close	38XCRBN	1.82
1 1/2"	38X112RBN	2.15
2"	38X2RBN	2.61
2 1/2"	38X212RBN	2.83
3"	38X3RBN	3.32
3 1/2"	38X312RBN	3.69
4"	38X4RBN	4.27
4 1/2"	38X412RBN	4.67
5"	38X5RBN	5.08
5 1/2"	38X512RBN	5.57
6"	38X6RBN	5.86
1/2" IPS		
Close	12XCRBN	2.42
1 1/2"	12X112RBN	2.81
2"	12X2RBN	3.22
2 1/2"	12X212RBN	3.87
3"	12X3RBN	4.41
3 1/2"	12X312RBN	5.04
4"	12X4RBN	5.66
4 1/2"	12X412RBN	6.45
5"	12X5RBN	6.96
5 1/2"	12X512RBN	7.70
6"	12X6RBN	8.34
3/4" IPS		
Close	34XCRBN	3.51
1 1/2"	34X112RBN	3.74
2"	34X2RBN	4.42
2 1/2"	34X212RBN	5.13
3"	34X3RBN	5.92
3 1/2"	34X312RBN	6.53
4"	34X4RBN	7.59
4 1/2"	34X412RBN	8.25
5"	34X5RBN	9.11
5 1/2"	34X512RBN	9.96
6"	34X6RBN	11.09

Red Brass Nipples Continued

LENGTH	STOCK NO	EACH
1" IPS		
Close	1XCRBN	5.18
2"	1X2RBN	6.39
2 1/2"	1X212RBN	7.33
3"	1X3RBN	8.44
3 1/2"	1X312RBN	9.77
4"	1X4RBN	10.99
4 1/2"	1X412RBN	12.26
5"	1X5RBN	13.56
5 1/2"	1X512RBN	14.85
6"	1X6RBN	16.18
1 1/4" IPS		
Close	114XCRBN	7.69
2"	114X2RBN	8.78
2 1/2"	114X212RBN	9.26
3"	114X3RBN	11.74
4"	114X4RBN	15.47
4 1/2"	114X412RBN	15.98
5"	114X5RBN	17.62
6"	114X6RBN	21.05
1 1/2" IPS		
Close	112XCRBN	9.99
2"	112X2RBN	10.75
2 1/2"	112X212RBN	12.88
3"	112X3RBN	14.80
3 1/2"	112X312RBN	15.85
4"	112X4RBN	17.98
4 1/2"	112X412RBN	20.21
5"	112X5RBN	22.36
5 1/2"	112X512RBN	24.46
6"	112X6RBN	26.57
2" IPS		
Close	2XCRBN	15.21
2 1/2"	2X212RBN	16.43
3"	2X3RBN	17.69
3 1/2"	2X312RBN	20.36
4"	2X4RBN	23.14
4 1/2"	2X412RBN	25.80
5"	2X5RBN	28.60
5 1/2"	2X512RBN	31.37
6"	2X6RBN	34.16
2 1/2" IPS		
Close	212XCRBN	37.46
4"	212X4RBN	49.33
3" IPS		
Close	3XCRBN	50.94
4"	3X4RBN	67.45
4" IPS		
Close	4XCRBN	76.64
6"	4X6RBN	140.03
12"	4X12RBN	266.08

(02)

Chrome Plated Brass Fittings and Nipples ^(02a)

brassproducts.com



(02)

Chrome Plated Brass Pipe

6' Length

IPS	STOCK NO	PER LGTH
3/8"	38X6CPBRPI	286.69
1/2"	12X6CPBRPI	354.34
3/4"	34X6CPBRPI	525.23



90° Elbows

SIZE	STOCK NO	EACH
3/8"	38CBL	23.63
1/2"	12CBL	23.63
3/4"	34CBL	31.60
1"	1CBL	51.39



90° Reducing Elbows

SIZE	STOCK NO	EACH
1/2" x 3/8"	12X38CBL	39.52
3/4" x 1/2"	34X12CBL	47.41



90° Street Elbows

SIZE	STOCK NO	EACH
3/8"	38CBSL	31.60
1/2"	12CBSL	31.60
3/4"	34CBSL	43.50



45° Elbows

SIZE	STOCK NO	EACH
1/2"	12CB45L	29.12
3/4"	34CB45L	41.52



45° Street Elbow

SIZE	STOCK NO	EACH
1/2"	12CBS45L	37.35



Tees

SIZE	STOCK NO	EACH
3/8"	38CBT	33.36
1/2"	12CBT	28.96
3/4"	34CBT	39.43



Couplings

SIZE	STOCK NO	EACH
3/8"	38CBC	19.77
1/2"	12CBC	19.77
3/4"	34CBC	27.75



Reducing Couplings

SIZE	STOCK NO	EACH
1/2" x 3/8"	12X38CBR	24.65
3/4" x 1/2"	34X12CBR	32.96



Union

SIZE	STOCK NO	EACH
1/2"	12CBU	73.20



Caps

SIZE	STOCK NO	EACH
3/8"	38CBCAP	15.71
1/2"	12CBCAP	15.71
3/4"	34CBCAP	19.77



Nipples

LENGTH	STOCK NO	EACH
1/4" IPS		
1 1/2"	14X112CBN	6.15
2"	14X2CBN	6.97
3"	14X3CBN	8.72
6"	14X6CBN	16.09
3/8" IPS		
Close	38XCCBN	3.97
1 1/2"	38X112CBN	4.70
2"	38X2CBN	5.71
2 1/2"	38X212CBN	6.20
3"	38X3CBN	7.27
3 1/2"	38X312CBN	8.06
4"	38X4CBN	9.33
4 1/2"	38X412CBN	10.22
5"	38X5CBN	11.11
5 1/2"	38X512CBN	12.19
6"	38X6CBN	12.81
1/2" IPS		
Close	12XCCBN	5.30
1 1/2"	12X112CBN	6.14
2"	12X2CBN	7.05
2 1/2"	12X212CBN	8.46
3"	12X3CBN	9.66
3 1/2"	12X312CBN	11.02
4"	12X4CBN	12.39
4 1/2"	12X412CBN	14.10
5"	12X5CBN	15.21
5 1/2"	12X512CBN	16.84
6"	12X6CBN	18.24
3/4" IPS		
Close	34XCCBN	10.43
1 1/2"	34X112CBN	11.11
2"	34X2CBN	13.13
2 1/2"	34X212CBN	15.22
3"	34X3CBN	17.56
3 1/2"	34X312CBN	19.38
4"	34X4CBN	22.53
4 1/2"	34X412CBN	24.51
5"	34X5CBN	27.05
5 1/2"	34X512CBN	29.56
6"	34X6CBN	32.91
1" IPS		
Close	1XCCBN	15.37
2"	1X2CBN	18.97
2 1/2"	1X212CBN	21.76
3"	1X3CBN	25.06
3 1/2"	1X312CBN	29.01
4"	1X4CBN	32.63
4 1/2"	1X412CBN	36.39
5"	1X5CBN	40.24
5 1/2"	1X512CBN	44.07
6"	1X6CBN	48.05

Stainless Steel Pipe and Fittings ⁽⁴⁶⁾

meritbrass.com

Type 304L Schedule 10

Schedule 10 Plain End Pipe

Type 304L - 20' Lengths

SIZE	STOCK NO	PER FT
3/4"	34SS304PE10	6.15
1"	1SS304PE10	9.47
1 1/4"	114SS304PE10	11.97
1 1/2"	112SS304PE10	13.56
2"	2SS304PE10	17.32
2 1/2"	212SS304PE10	22.67
3"	3SS304PE10	27.81
4"	4SS304PE10	36.02
6"	6SS304PE10	60.17
8"	8SS304PE10	87.13

90° Welding Elbows

Type 304L

SIZE	STOCK NO	EACH
3/4"	34SS304LW10	6.79
1"	1SS304LW10	7.99
1 1/4"	114SS304LW10	12.38
1 1/2"	112SS304LW10	9.99
2"	2SS304LW10	12.38
2 1/2"	212SS304LW10	21.17
3"	3SS304LW10	25.16
4"	4SS304LW10	41.14
6"	6SS304LW10	110.23

45° Welding Elbows

Type 304L

SIZE	STOCK NO	EACH
3/4"	34SS30445LW10	8.79
1"	1SS30445LW10	10.38
1 1/4"	114SS30445LW10	16.77
1 1/2"	112SS30445LW10	10.38
2"	2SS30445LW10	12.38
2 1/2"	212SS30445LW10	19.17
3"	3SS30445LW10	21.57
4"	4SS30445LW10	34.35

Welding Tees

Type 304L

SIZE	STOCK NO	EACH
3/4"	34SS304TW10	21.97
1"	1SS304TW10	21.97
1 1/2"	112SS304TW10	21.97
2"	2SS304TW10	23.56
2 1/2"	212SS304TW10	61.50
3"	3SS304TW10	43.13
4"	4SS304TW10	64.70

Welding Caps

Type 304L

SIZE	STOCK NO	EACH
3/4"	34SS304CAPW10	16.77
1"	1SS304CAPW10	18.37
1 1/4"	114SS304CAPW10	45.53
1 1/2"	112SS304CAPW10	19.57
2"	2SS304CAPW10	17.17
2 1/2"	212SS304CAPW10	24.76
3"	3SS304CAPW10	21.17
4"	4SS304CAPW10	27.16

Welding Concentric Reducer

Type 304L

SIZE	STOCK NO	EACH
1 x 3/4"	1X34SS304CRW10	16.77
1 x 1/2"	1X12SS304CRW10	POA*
1 1/4 x 1"	114X1SS304CRW10	25.56
1 1/4 x 3/4"	114X34SS304CRW10	42.73
1 1/2 x 1 1/4"	114X114SS304CRW10	POA*
1 1/2 x 1"	112X1SS304CRW10	POA*
2 x 1 1/2"	2X112SS304CRW10	13.18
2 x 1 1/4"	2X114SS304CRW10	POA*
2 x 1"	2X1SS304CRW10	13.18
2 x 3/4"	2X34SS304CRW10	34.35
2 1/2 x 2"	212X2SS304CRW10	36.74
3 x 2 1/2"	3X212SS304CRW10	19.17
3 x 2"	3X2SS304CRW10	19.17
4 x 3"	4X3SS304CRW10	19.97
4 x 2"	4X2SS304CRW10	25.96

*Price on Application

150 Slip-On Flange

Type 304L

SIZE	STOCK NO	EACH
3/4"	34SS304SOF	36.90
1"	1SS304SOF	40.50
1 1/4"	114SS304SOF	54.90
1 1/2"	112SS304SOF	54.90
2"	2SS304SOF	71.10
2 1/2"	212SS304SOF	99.90
3"	3SS304SOF	107.10
4"	4SS304SOF	141.55

150 Threaded Flange

Type 304L

SIZE	STOCK NO	EACH
3/4"	34SS304SCF	POA*
1"	1SS304SCF	49.50
1 1/4"	114SS304SCF	63.90
1 1/2"	112SS304SCF	63.90
2"	2SS304SCF	83.70

*Price on Application

150 Blind Flange

Type 304L

SIZE	STOCK NO	EACH
3/4"	34SS304BLF	39.60
1"	1SS304BLF	POA*
1 1/4"	114SS304BLF	60.30
1 1/2"	112SS304BLF	60.30
2"	2SS304BLF	74.70
2 1/2"	212SS304BLF	POA*
3"	3SS304BLF	117.00

*Price on Application

(04)

Carbon Steel Lap Joint Flange

Used with SS stub ends

SIZE	STOCK NO	EACH
1"	1WELJF	32.04
1 1/2"	112WELJF	32.04
2"	2WELJF	26.66
2 1/2"	212WELJF	42.34
3"	3WELJF	36.81
4"	4WELJF	44.69
6"	6WELJF	74.49

MSS Type A Stub End

Type 304L

SIZE	STOCK NO	EACH
1"	1304SSASE10	29.07
1 1/4"	114304SSASE10	64.10
1 1/2"	112304SSASE10	28.32
2"	2304SSASE10	34.28
3"	3304SSASE10	47.70
4"	4304SSASE10	64.10

Type 316L Schedule 10

Schedule 10 Plain End Pipe

Type 316L - 20' Lengths

SIZE	STOCK NO	PER FT
3/4"	34SS316PE10	8.89
1"	1SS316PE10	14.43
1 1/4"	114SS316PE10	18.56
1 1/2"	112SS316PE10	21.43
2"	2SS316PE10	25.72
3"	3SS316PE10	39.70
4"	4SS316PE10	51.41

90° LR Welding Elbows

Type 316L

SIZE	STOCK NO	EACH
3/4"	34SS316LW10	8.79
1"	1SS316LW10	10.38
1 1/4"	114SS316LW10	17.17
1 1/2"	112SS316LW10	12.38
2"	2SS316LW10	15.18

45° LR Welding Elbows

Type 316L

SIZE	STOCK NO	EACH
3/4"	34SS31645LW10	11.18
1"	1SS31645LW10	12.78
1 1/4"	114SS31645LW10	17.17
1 1/2"	112SS31645LW10	12.38

LR Welding Tees

Type 316L

SIZE	STOCK NO	EACH
3/4"	34SS316TW10	27.16
1"	1SS316TW10	27.16
1 1/4"	114SS316TW10	46.73
1 1/2"	112SS316TW10	29.55
2"	2SS316TW10	30.35

Welding Concentric Reducers

Type 316L

SIZE	STOCK NO	EACH
1 x 1/2"	1X12SS316CRW10	27.56
1 x 3/4"	1X34SS316CRW10	21.17
1 1/4 x 1"	114X1SS316CRW10	34.35
1 1/2 x 1"	112X1SS316CRW10	15.58
1 1/2 x 1 1/4"	112X114SS316CRW10	17.57
2 x 1"	2X1SS316CRW10	17.57
2 x 1 1/2"	2X112SS316CRW10	15.58

MSS Type A Stub End

Type 316L

SIZE	STOCK NO	EACH
1"	1316SSASE10	37.27
1 1/4"	114316SSASE10	71.55
1 1/2"	112316SSASE10	36.52
2"	2316SSASE10	41.00
3"	3316SSASE10	58.88
4"	4316SSASE10	80.49

Stainless Steel Pipe and Fittings ⁽⁴⁶⁾

150# Threaded & Welded 304

meritbrass.com

Schedule 40 Plain End Pipe

Type 304 - 20' Lengths

SIZE	STOCK NO	PER FT
1/4"	14SSPE	5.00
3/8"	38SSPE	6.13
1/2"	12SSPE	5.89
3/4"	34SSPE	7.32
1"	1SSPE	11.38
1 1/4"	114SSPE	15.43
1 1/2"	112SSPE	17.99
2"	2SSPE	23.46
2 1/2"	212SSPE	37.74
3"	3SSPE	49.36
4"	4SSPE	70.04

Threaded 90° Elbows

Type 304

SIZE	STOCK NO	EACH
1/4"	14SSL	3.90
3/8"	38SSL	4.85
1/2"	12SSL	5.01
3/4"	34SSL	7.13
1"	1SSL	10.23
1 1/4"	114SSL	17.99
1 1/2"	112SSL	23.48
2"	2SSL	29.36

90° Welding Elbows

Type 304

SIZE	STOCK NO	EACH
3/4"	34SS304LW	7.46
1"	1SS304LW	9.19
1 1/4"	114SS304LW	13.58
1 1/2"	112SS304LW	10.78
2"	2SS304LW	15.18
3"	3SS304LW	40.34
4"	4SS304LW	74.68

Threaded 45° Elbows

Type 304

SIZE	STOCK NO	EACH
1/4"	14SS45L	5.00
3/8"	38SS45L	5.78
1/2"	12SS45L	6.35
3/4"	34SS45L	9.37
1"	1SS45L	11.19
1 1/4"	114SS45L	17.25
1 1/2"	112SS45L	21.32
2"	2SS45L	29.71

45° Welding Elbows

Type 304

SIZE	STOCK NO	EACH
3/4"	34SS30445LW	11.18
1"	1SS30445LW	11.18
1 1/4"	114SS30445LW	16.38
1 1/2"	112SS30445LW	12.78
2"	2SS30445LW	15.58
3"	3SS30445LW	29.16
4"	4SS30445LW	52.72



Threaded 90° Street Elbows

Type 304

SIZE	STOCK NO	EACH
1/4"	14SSSL	5.37
3/8"	38SSSL	6.61
1/2"	12SSSL	7.78
3/4"	34SSSL	10.55
1"	1SSSL	18.15
1 1/4"	114SSSL	26.88
1 1/2"	112SSSL	31.49
2"	2SSSL	42.66

Threaded Tees

Type 304

SIZE	STOCK NO	EACH
1/4"	14SST	5.08
3/8"	38SST	6.57
1/2"	12SST	6.74
3/4"	34SST	10.73
1"	1SST	13.58
1 1/4"	114SST	27.54
1 1/2"	112SST	34.17
2"	2SST	43.22

Welding Tees

Type 304

SIZE	STOCK NO	EACH
3/4"	34SS304TW	23.56
1"	1SS304TW	23.56
1 1/2"	112SS304TW	23.56
2"	2SS304TW	25.56
3"	3SS304TW	51.52
4"	4SS304TW	73.89

Threaded Couplings

Type 304

SIZE	STOCK NO	EACH
1/4"	14SSC	2.46
3/8"	38SSC	2.94
1/2"	12SSC	4.02
3/4"	34SSC	5.80
1"	1SSC	8.81
1 1/4"	114SSC	14.19
1 1/2"	112SSC	16.84
2"	2SSC	22.62
3"	3SSC	64.18

Threaded Heavy Wall Couplings

Type 304

SIZE	STOCK NO	EACH
1/4"	14SSCH	3.47
3/8"	38SSCH	4.17
1/2"	12SSCH	5.69
3/4"	34SSCH	8.20
1"	1SSCH	12.46
1 1/4"	114SSCH	20.08
1 1/2"	112SSCH	23.83
2"	2SSCH	32.76

Threaded Hex Head Plugs

Type 304

SIZE	STOCK NO	EACH
1/2"	12SSP	3.64
3/4"	34SSP	4.64
1"	1SSP	7.87
1 1/4"	114SSP	12.63
1 1/2"	112SSP	13.66
2"	2SSP	18.87



Threaded Unions

Type 304

SIZE	STOCK NO	EACH
1/4"	14SSU	13.13
3/8"	38SSU	13.38
1/2"	12SSU	13.92
3/4"	34SSU	17.64
1"	1SSU	26.60
1 1/4"	114SSU	46.59
1 1/2"	112SSU	51.89
2"	2SSU	62.13



Threaded Round Caps

Type 304

SIZE	STOCK NO	EACH
1/4"	14SSCAP	2.85
3/8"	38SSCAP	3.36
1/2"	12SSCAP	3.48
3/4"	34SSCAP	4.36
1"	1SSCAP	6.44
1 1/4"	114SSCAP	11.65
1 1/2"	112SSCAP	15.13
2"	2SSCAP	19.11



Welding Caps

Type 304

SIZE	STOCK NO	EACH
3/4"	34SS304CAPW	15.58
1"	1SS304CAPW	19.57
1 1/4"	114SS304CAPW	36.74
1 1/2"	112SS304CAPW	24.76
2"	2SS304CAPW	16.77
2 1/2"	212SS304CAPW	30.35
3"	3SS304CAPW	22.77
4"	4SS304CAPW	31.95

Threaded Hex Bushings

Type 304

SIZE	STOCK NO	EACH
1/4 x 1/8"	14X18SSB	2.55
3/8 x 1/4"	38X14SSB	2.78
3/8 x 1/8"	38X18SSB	2.82
1/2 x 1/8"	12X18SSB	3.52
1/2 x 3/8"	12X38SSB	3.52
1/2 x 1/4"	12X14SSB	3.42
3/4 x 3/8"	34X38SSB	5.15
3/4 x 1/2"	34X12SSB	5.00
3/4 x 1/4"	34X14SSB	5.15
1 x 3/4"	1X34SSB	6.89
1 x 1/2"	1X12SSB	6.89
1 x 1/4"	1X14SSB	7.05
1 1/4 x 1"	114X1SSB	12.61
1 1/4 x 3/4"	114X34SSB	12.61
1 1/4 x 1/2"	114X12SSB	12.75
1 1/2 x 1"	112X1SSB	14.95
1 1/2 x 3/4"	112X34SSB	14.95
1 1/2 x 1/2"	112X12SSB	15.09
1 1/2 x 1 1/4"	112X114SSB	14.95
2 x 1 1/2"	2X112SSB	22.80
2 x 1 1/4"	2X114SSB	22.80
2 x 1"	2X1SSB	22.36
2 x 3/4"	2X34SSB	22.80
2 x 1/2"	2X12SSB	23.01



Stainless Steel Pipe and Fittings ⁽⁴⁶⁾

Type 304L Schedule 40

meritbrass.com

Welding Concentric Reducer

Type 304

SIZE	STOCK NO	EACH
1 x 3/4"	1X34SS304CRW	20.77
1 x 1/2"	1X12SS304CRW	25.96
1 1/4 x 1"	114X1SS304CRW	25.96
1 1/2 x 1 1/4"	112X114SS304CRW	18.77
1 1/2 x 1"	112X1SS304CRW	11.72
2 x 1 1/2"	2X112SS304CRW	15.58
2 x 1 1/4"	2X114SS304CRW	24.76
2 x 1"	2X1SS304CRW	19.57
2 1/2 x 2"	212X2SS304CRW	39.14
3 x 2 1/2"	3X212SS304CRW	27.56
3 x 2"	3X2SS304CRW	25.16
4 x 3"	4X3SS304CRW	27.56



Threaded 150 Reducer Coupling

Type 304

SIZE	STOCK NO	EACH
1/4 x 1/8"	14X18SSR	4.14
1/2 x 1/4"	12X14SSR	4.38
3/4 x 1/2"	34X12SSR	6.41
1 x 1/2"	1X12SSR	8.87
1 x 3/4"	1X34SSR	8.77
1 1/4 x 1"	114X1SSR	12.94
1 1/2 x 1"	112X1SSR	18.27
2 x 1 1/2"	2X112SSR	30.22



Threaded Half Coupling

Type 304

SIZE	STOCK NO	EACH
1/4"	14SS304HC	1.71
3/8"	38SS304HC	1.88
1/2"	12SS304HC	2.51
3/4"	34SS304HC	3.40
1"	1SS304HC	4.30
1 1/4"	114SS304HC	7.10
1 1/2"	112SS304HC	9.00
2"	2SS304HC	12.22

Threaded Heavy Wall Half Coupling

Type 304

SIZE	STOCK NO	EACH
1/4"	14SS304HHC	2.43
3/8"	38SS304HHC	2.66
1/2"	12SS304HHC	3.55
3/4"	34SS304HHC	4.81
1"	1SS304HHC	6.09
1 1/4"	114SS304HHC	10.04
1 1/2"	112SS304HHC	12.74
2"	2SS304HHC	17.29



Stainless Steel Nipples

SIZE	STOCK NO	EACH
1/4" IPS		
Close	14XCSSN	1.44
1 1/2"	14X112SSN	1.79
2"	14X2SSN	2.15
2 1/2"	14X212SSN	2.55
3"	14X3SSN	2.95
3 1/2"	14X312SSN	3.51
4"	14X4SSN	3.77
4 1/2"	14X412SSN	4.42
5"	14X5SSN	4.80
5 1/2"	14X512SSN	5.26
6"	14X6SSN	5.36
3/8" IPS		
Close	38XCSSN	1.74
1 1/2"	38X112SSN	2.11
2"	38X2SSN	2.55
2 1/2"	38X212SSN	3.04
3"	38X3SSN	3.52
3 1/2"	38X312SSN	4.25
4"	38X4SSN	4.72
5"	38X5SSN	5.74
5 1/2"	38X512SSN	6.24
6"	38X6SSN	6.59
1/2" IPS		
Close	12XCSSN	2.24
1 1/2"	12X112SSN	2.70
2"	12X2SSN	3.24
2 1/2"	12X212SSN	4.00
3"	12X3SSN	4.52
3 1/2"	12X312SSN	5.32
4"	12X4SSN	5.82
4 1/2"	12X412SSN	6.62
5"	12X5SSN	7.28
6"	12X6SSN	8.39
3/4" IPS		
Close	34XCSSN	3.02
1 1/2"	34X112SSN	3.22
2"	34X2SSN	3.85
2 1/2"	34X212SSN	4.77
3"	34X3SSN	5.41
3 1/2"	34X312SSN	6.33
4"	34X4SSN	6.96
4 1/2"	34X412SSN	8.04
5"	34X5SSN	8.71
6"	34X6SSN	10.06

Stainless Steel Nipples Continued

SIZE	STOCK NO	EACH
1" IPS		
Close	1XCSSN	3.97
2"	1X2SSN	5.12
2 1/2"	1X212SSN	6.05
3"	1X3SSN	6.91
3 1/2"	1X312SSN	8.22
4"	1X4SSN	8.90
4 1/2"	1X412SSN	10.30
5"	1X5SSN	11.16
5 1/2"	1X512SSN	12.38
6"	1X6SSN	12.90
1 1/4" IPS		
Close	114XCSSN	5.50
2"	114X2SSN	6.54
2 1/2"	114X212SSN	7.75
3"	114X3SSN	9.06
3 1/2"	114X312SSN	10.38
4"	114X4SSN	11.52
5"	114X5SSN	14.33
6"	114X6SSN	16.31
1 1/2" IPS		
Close	112XCSSN	6.69
2"	112X2SSN	7.45
2 1/2"	112X212SSN	9.00
3"	112X3SSN	10.40
3 1/2"	112X312SSN	12.12
4"	112X4SSN	13.14
4 1/2"	112X412SSN	15.23
5"	112X5SSN	16.13
5 1/2"	112X512SSN	17.63
6"	112X6SSN	19.12
2" IPS		
Close	2XCSSN	10.14
2 1/2"	2X212SSN	11.57
3"	2X3SSN	13.39
3 1/2"	2X312SSN	15.03
4"	2X4SSN	16.98
5"	2X5SSN	20.87
6"	2X6SSN	24.77

Stainless Steel Pipe, Weld Fittings and Flanges ⁽⁴⁶⁾

Type 316L Schedule 40

meritbrass.com



Schedule 40 Plain End Pipe

Type 316L - 20' Lengths

SIZE	STOCK NO	PER FT
1/2"	12SS316PE	8.77
3/4"	34SS316PE	11.65
1"	1SS316PE	16.40
1 1/4"	114SS316PE	22.21
1 1/2"	112SS316PE	25.96
2"	2SS316PE	34.51
3"	3SS316PE	69.85
4"	4SS316PE	99.49

90° Welding Elbows

Type 316L

SIZE	STOCK NO	EACH
3/4"	34SS316LW	10.78
1"	1SS316LW	12.38
1 1/4"	114SS316LW	18.37
1 1/2"	112SS316LW	14.38
2"	2SS316LW	19.97
3"	3SS316LW	53.52
4"	4SS316LW	98.25

45° Welding Elbows

Type 316L

SIZE	STOCK NO	EACH
3/4"	34SS31645LW	14.78
1"	1SS31645LW	14.78
1 1/4"	114SS31645LW	19.97
1 1/2"	112SS31645LW	16.77
2"	2SS31645LW	19.97
3"	3SS31645LW	37.94
4"	4SS31645LW	68.69

Welding Concentric Reducer

Type 316L

SIZE	STOCK NO	EACH
1 x 3/4"	1X34SS316CRW	27.56
1 x 1/2"	1X12SS316CRW	31.95
1 1/4 x 1"	114X1SS316CRW	38.34
2 x 1 1/2"	2X112SS316CRW	19.97
2 x 1 1/4"	2X114SS316CRW	34.35
2 1/2 x 2"	212X2SS316CRW	51.52
3 x 2 1/2"	3X212SS316CRW	35.94
3 x 2"	3X2SS316CRW	31.95
4 x 3"	4X3SS316CRW	35.94

Welding Tees

Type 316L

SIZE	STOCK NO	EACH
1"	1SS316TW	26.27
1 1/4"	114SS316TW	51.52
1 1/2"	112SS316TW	29.55
2"	2SS316TW	31.95
2 1/2"	212SS316TW	81.07
3"	3SS316TW	63.90
4"	4SS316TW	95.85

Welding Caps

Type 316L

SIZE	STOCK NO	EACH
3/4"	34SS316CAPW	23.16
1"	1SS316CAPW	26.36
1 1/4"	114SS316CAPW	49.12
1 1/2"	112SS316CAPW	33.95
2"	2SS316CAPW	23.56
2 1/2"	212SS316CAPW	41.94
3"	3SS316CAPW	30.75
4"	4SS316CAPW	44.33

S/O Flange

Type 316L

SIZE	STOCK NO	EACH
3/4"	34SS316SOF	53.10
1"	1SS316SOF	60.30
1 1/4"	114SS316SOF	76.50
1 1/2"	112SS316SOF	76.50
2"	2SS316SOF	96.30
2 1/2"	212SS316SOF	137.70
3"	3SS316SOF	153.00
4"	4SS316SOF	210.60

Screwed Flange

Type 316L

SIZE	STOCK NO	EACH
3/4"	34SS316SCF	65.70
1"	1SS316SCF	70.20
1 1/4"	114SS316SCF	93.60
1 1/2"	112SS316SCF	93.60
2"	2SS316SCF	116.10
3"	3SS316SCF	182.70
4"	4SS316SCF	252.00

Blind Flange

Type 316L

SIZE	STOCK NO	EACH
3/4"	34SS316BLF	54.90
1"	1SS316BLF	63.00
1 1/4"	114SS316BLF	76.50
1 1/2"	112SS316BLF	76.50
2"	2SS316BLF	101.70
3"	3SS316BLF	163.80
4"	4SS316BLF	243.00

Stainless Steel Pipe and Fittings ⁽⁴⁶⁾

150# Threaded 316

meritbrass.com



Threaded 90° Elbows

SIZE	STOCK NO	EACH
1/2"	12SS316L	6.46
3/4"	34SS316L	9.58
1"	1SS316L	12.17
1 1/4"	114SS316L	20.64
1 1/2"	112SS316L	26.75
2"	2SS316L	34.40



Threaded 45° Elbows

SIZE	STOCK NO	EACH
3/4"	34SS31645L	10.57
1"	1SS31645L	13.25
1 1/4"	114SS31645L	19.99
1 1/2"	112SS31645L	24.23
2"	2SS31645L	33.49



Threaded Tees

SIZE	STOCK NO	EACH
1/2"	12SS316T	8.37
3/4"	34SS316T	12.35
1"	1SS316T	15.41
1 1/4"	114SS316T	31.22
1 1/2"	112SS316T	37.88
2"	2SS316T	48.42



Threaded Couplings

SIZE	STOCK NO	EACH
1/2"	12SS316C	4.82
3/4"	34SS316C	6.95
1"	1SS316C	10.24
1 1/4"	114SS316C	16.28
1 1/2"	112SS316C	19.34
2"	2SS316C	26.71



Half Couplings

SIZE	STOCK NO	EACH
1/4"	14SS316HC	1.84
3/8"	38SS316HC	2.14
1/2"	12SS316HC	3.12
3/4"	34SS316HC	3.92
1"	1SS316HC	5.92
1 1/4"	114SS316HC	8.98
1 1/2"	112SS316HC	11.68
2"	2SS316HC	15.15



Threaded Round Cap

SIZE	STOCK NO	EACH
1/2"	12SS316CAP	4.44
3/4"	34SS316CAP	5.09
1"	1SS316CAP	7.66
1 1/4"	114SS316CAP	14.90
1 1/2"	112SS316CAP	19.11
2"	2SS316CAP	24.46



Threaded Square Head Plugs

SIZE	STOCK NO	EACH
1/2"	12SS316SHP	4.38
3/4"	34SS316SHP	5.50
1"	1SS316SHP	8.76
1 1/4"	114SS316SHP	14.97
1 1/2"	112SS316SHP	17.72
2"	2SS316SHP	25.57



Threaded Unions

SIZE	STOCK NO	EACH
1/2"	12SS316U	16.43
3/4"	34SS316U	20.06
1"	1SS316U	31.04
1 1/4"	114SS316U	52.86
1 1/2"	112SS316U	59.07
2"	2SS316U	70.44

Threaded Bushings

SIZE	STOCK NO	EACH
3/4 x 1/2"	34X12SS316B	5.51
1 x 3/4"	1X34SS316B	8.05
1 x 1/2"	1X12SS316B	7.87
1 1/4 x 1"	114X1SS316B	15.58
1 1/4 x 3/4"	114X34SS316B	15.73
1 1/4 x 1/2"	114X12SS316B	15.73
1 1/2 x 1 1/4"	112X114SS316B	18.60
1 1/2 x 1"	112X1SS316B	18.43
1 1/2 x 3/4"	112X34SS316B	18.60
1 1/2 x 1/2"	112X12SS316B	18.60
2 x 1 1/2"	2X112SS316B	26.17
2 x 1 1/4"	2X114SS316B	26.42
2 x 1"	2X1SS316B	26.17
2 x 3/4"	2X34SS316B	26.17



Nipples

SIZE	STOCK NO	EACH
1/2" IPS		
Close	12XCSS316N	2.87
1 1/2"	12X112SS316N	3.63
2"	12X2SS316N	4.45
2 1/2"	12X212SS316N	5.49
3"	12X3SS316N	6.28
3 1/2"	12X312SS316N	7.32
4"	12X4SS316N	8.16
4 1/2"	12X412SS316N	9.22
5"	12X5SS316N	10.05
5 1/2"	12X512SS316N	11.19
6"	12X6SS316N	11.86
3/4" IPS		
Close	34XCSS316N	3.86
1 1/2"	34X112SS316N	4.20
2"	34X2SS316N	5.03
2 1/2"	34X212SS316N	6.14
3"	34X3SS316N	7.10
4"	34X4SS316N	9.19
4 1/2"	34X412SS316N	10.48
5"	34X5SS316N	11.47
6"	34X6SS316N	13.39
1" IPS		
Close	1XCSS316N	5.35
2"	1X2SS316N	6.85
2 1/2"	1X212SS316N	8.23
3"	1X3SS316N	9.53
3 1/2"	1X312SS316N	11.12
4"	1X4SS316N	12.38
4 1/2"	1X412SS316N	14.12
5 1/2"	1X512SS316N	16.26
6"	1X6SS316N	17.66
1 1/4" IPS		
Close	114XCSS316N	7.40
2"	114X2SS316N	8.86
3"	114X3SS316N	12.51
3 1/2"	114X312SS316N	14.39
5"	114X5SS316N	19.12
6"	114X6SS316N	22.70
1 1/2" IPS		
Close	112XCSS316N	9.13
2"	112X2SS316N	10.19
2 1/2"	112X212SS316N	12.41
3"	112X3SS316N	14.52
3 1/2"	112X312SS316N	16.08
4"	112X4SS316N	18.20
4 1/2"	112X412SS316N	20.32
5"	112X5SS316N	22.44
5 1/2"	112X512SS316N	24.56
6"	112X6SS316N	26.68
2" IPS		
Close	2XCSS316N	13.97
2 1/2"	2X212SS316N	15.61
3"	2X3SS316N	18.23
3 1/2"	2X312SS316N	21.02
4"	2X4SS316N	23.82
6"	2X6SS316N	34.99

Stainless Steel Pipe

SIZE	STOCK NO	EACH
Type 316		
1/2" x 20'	12X20SSP316	154.30
3/4" x 20'	34X20SSP316	194.60
1" x 20'	1X20SSP316	241.82
1 1/2" x 20'	112X20SSP316	345.53
2" x 20'	2X20SSP316	443.44
3" x 20'	3X20SSP316	686.01
4" x 20'	4X20SSP316	904.72
Type EGO		
1/2" x 20'	12X20SSPECO	74.91
1" x 20'	1X20SSPECO	138.17
2" x 20'	2X20SSPECO	252.30
3" x 20'	3X20SSPECO	466.14

Press x Male Adapter



SIZE	STOCK NO	EACH
Type 304		
1/2"	12SSPMA	40.95
3/4"	34SSPMA	46.32
1"	1SSPMA	50.91
1 1/4"	114SSPMA	86.58
1 1/2"	112SSPMA	113.84

Press x Female Adapter




SIZE	STOCK NO	EACH
Type 304		
1/2"	12SSPFA	58.57
3/4"	34SSPFA	63.75
1"	1SSPFA	77.25
1 1/4"	114SSPFA	128.45
1 1/2"	112SSPFA	149.91

Press Cap



SIZE	STOCK NO	EACH
Type 304		
1/2"	12SSPCAP	38.23
3/4"	34SSPCAP	50.86
1"	1SSPCAP	63.02
1 1/4"	114SSPCAP	100.28
2"	2SSPCAP	138.95
Type 304 - XL		
3"	3SSPCAP	283.64

Press Ball Valve



SIZE	STOCK NO	EACH
Type 316		
1/2"	12SSP316BV	107.51
3/4"	34SSP316BV	124.98
1"	1SSP316BV	156.50
1 1/4"	114SSP316BV	285.88
1 1/2"	112SSP316BV	280.49
2"	2SSP316BV	533.56



Press 90° Elbow

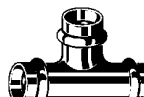
SIZE	STOCK NO	EACH
Type 304		
3/4"	34SSPL	55.25
1"	1SSPL	58.36
1 1/4"	114SSPL	96.84
1 1/2"	112SSPL	116.72
2"	2SSPL	149.44
Type 304 - XL		
3"	3SSPL	322.14
4"	4SSPL	474.76

Press 45° Elbow



SIZE	STOCK NO	EACH
Type 304		
3/4"	34SSP45L	55.25
1"	1SSP45L	58.37
1 1/4"	114SSP45L	102.64
1 1/2"	112SSP45L	116.72
2"	2SSP45L	158.44
Type 304 - XL		
3"	3SSP45L	311.19
4"	4SSP45L	438.40


Press Tee



SIZE	STOCK NO	EACH
Type 304		
1/2"	12SSPT	103.61
3/4"	34SSPT	114.90
1"	1SSPT	122.98
1 1/4"	114SSPT	151.86
1 1/2"	112SSPT	147.39
2"	2SSPT	196.62
Type 304 - Reducing		
1 x 1/2"	1X12SSPT	127.23
1 x 3/4"	1X34SSPT	125.85
1 1/4 x 1/2"	114X12SSPT	139.41
1 1/4 x 3/4"	114X34SSPT	140.97
1 1/4 x 1"	114X1SSPT	141.50
1 1/2 x 1/2"	112X12SSPT	154.88
1 1/2 x 3/4"	112X34SSPT	164.27
1 1/2 x 1"	112X1SSPT	154.29
2 x 1/2"	2X12SSPT	198.09
2 x 3/4"	2X34SSPT	195.51
2 x 1 1/2"	2X112SSPT	228.31
Type 304 - XL - Reducing		
4 x 3"	4X3SSPT	767.38

Press x Female Tee

SIZE	STOCK NO	EACH
Type 304		
3/4 x 1/2"	34X12SSPFT	156.23
1 x 1/2"	1X12SSPFT	184.28
1 1/4 x 1/2"	114X12SSPFT	189.94
1 1/4 x 3/4"	114X34SSPFT	191.76
1 1/4 x 1"	114X1SSPFT	209.62
1 1/2 x 1/2"	112X12SSPFT	211.05



Press Adapter Flange

SIZE	STOCK NO	EACH
Type 304		
1"	1SSPFL	222.99
1 1/2"	112SSPFL	253.80
2"	2SSPFL	265.24
Type 304 - XL		
4"	4SSPFL	668.83



Press Coupling

SIZE	STOCK NO	EACH
Type 304		
1/2"	12SSPC	26.21
3/4"	34SSPC	27.04
1"	1SSPC	30.20
1 1/4"	114SSPC	40.24
1 1/2"	112SSPC	45.15
2"	2SSPC	57.51
Type 304 - XL		
3"	3SSPC	250.22
4"	4SSPC	328.73

Press "Repair" Coupling

SIZE	STOCK NO	EACH
Type 304		
3/4"	34SSPRC	29.35
1"	1SSPRC	36.13
1 1/4"	114SSPRC	41.66
1 1/2"	112SSPRC	48.99
Type 304 - XL		
3"	3SSPRC	383.32
4"	4SSPRC	459.79

Fitting x Press Reducer



FITTING X PRESS	STOCK NO	EACH
Type 304		
1 x 1/2"	1X12SSPFR	105.65
1 1/4 x 1/2"	114X12SSPFR	126.50
1 1/4 x 3/4"	114X34SSPFR	101.98
1 1/4 x 1"	114X1SSPFR	89.70
1 1/2 x 1/2"	112X12SSPFR	140.51
1 1/2 x 3/4"	112X34SSPFR	116.76
1 1/2 x 1"	112X1SSPFR	97.78
2 x 1/2"	2X12SSPFR	157.20
2 x 3/4"	2X34SSPFR	137.31
2 x 1 1/2"	2X112SSPFR	118.06
Type 304 - XL		
3 x 2"	3X2SSPFR	206.88
4 x 2"	4X2SSPFR	275.07

Press Union



SIZE	STOCK NO	EACH
Type 304		
3/4"	34SSPU	166.53
1"	1SSPU	203.73
1 1/4"	114SSPU	309.56
2"	2SSPU	420.44

Viega MegaPress System

- Suitable for use with Schedule 10 through Schedule 40 pipe
- MegaPress Stainless fittings featured in 304
- Includes patented Viega Smart Connect feature
- Reduces cleanup and callbacks



MegaPress 90° Elbow

Type 304

SIZE	STOCK NO	EACH
1/2"	12MESSPL	68.68
3/4"	34MESSPL	79.56
1"	1MESSPL	96.61
1 1/2"	112MESSPL	160.97
2"	2MESSPL	204.15



MegaPress 45° Elbow

Type 304

SIZE	STOCK NO	EACH
1/2"	12MESSP45L	68.68
3/4"	34MESSP45L	79.56
1"	1MESSP45L	96.61
1 1/2"	112MESSP45L	160.97
2"	2MESSP45L	204.15



MegaPress Flange

Type 304

SIZE	STOCK NO	EACH
3/4"	34MESSPFLG	149.55
1"	1MESSPFLG	188.39
1 1/2"	112MESSPFLG	250.46
2"	2MESSPFLG	284.13

MegaPress Tee

Type 304



SIZE	STOCK NO	EACH
1/2"	12MESSPT	140.73
3/4"	34MESSPT	157.41
1"	1MESSPT	183.49
1 1/2"	112MESSPT	259.46
2"	2MESSPT	306.63

Reducing Tees

3/4 x 3/4 x 1/2"	34X12MESSPT	169.92
1 x 1 x 1/2"	1X12MESSPT	199.32
1 x 1 x 3/4"	1X34MESSPT	199.32
1 1/2 x 1 1/2 x 1/2"	112X12MESSPT	279.59
1 1/2 x 1 1/2 x 3/4"	112X34MESSPT	279.59
1 1/2 x 1 1/2 x 1"	112X1MESSPT	290.51
2 x 2 x 1/2"	2X12MESSPT	333.31
2 x 2 x 3/4"	2X34MESSPT	333.31
2 x 2 x 1"	2X1MESSPT	357.45
2 x 2 x 1 1/2"	2X112MESSPT	357.45

MegaPress Male Adapter

Type 304



SIZE	STOCK NO	EACH
1/2"	12MESSPMA	48.99
3/4 x 1/2"	34X12MESSPMA	55.17
3/4"	34MESSPMA	55.17
1"	1MESSPMA	65.18
1 1/2"	112MESSPMA	110.39
2"	2MESSPMA	136.71

MegaPress Female Adapter

Type 304



SIZE	STOCK NO	EACH
1/2"	12MESSPFA	63.70
3/4"	34MESSPFA	71.71
1"	1MESSPFA	84.72
1 1/2"	112MESSPFA	143.51
2"	2MESSPFA	169.26

MegaPress Cap

Type 304



SIZE	STOCK NO	EACH
1/2"	12MESSPCAP	35.15
3/4"	34MESSPCAP	41.47
1"	1MESSPCAP	55.99
1 1/2"	112MESSPCAP	98.05
2"	2MESSPCAP	115.89

MegaPress Union

Type 304



SIZE	STOCK NO	EACH
1/2"	12MESSPU	193.09
3/4"	34MESSPU	222.39
1"	1MESSPU	272.07
1 1/2"	112MESSPU	450.55
2"	2MESSPU	566.88

MegaPress Coupling

Type 304



SIZE	STOCK NO	EACH
1/2"	12MESSPC	32.68
3/4"	34MESSPC	40.50
1"	1MESSPC	51.42
1 1/2"	112MESSPC	66.31
2"	2MESSPC	83.56

MegaPress Reducing Coupling

3/4 x 1/2"	34X12MESSPC	86.55
1 x 3/4"	1X34MESSPC	102.88
1 1/2 x 1"	112X1MESSPC	138.00
2 x 1 1/2"	2X112MESSPC	153.43

Stainless Steel Tubing, Tylok CBC Loc Fittings ⁽⁴⁶⁾

tylok.com



Stainless Steel Tubing

316 seamless - 20' Lengths

SIZE	STOCK NO	PER FOOT
1/4 OD x 035W"	14X035ST316	3.47
3/8 OD x 035W"	38X035ST316	4.84
1/2 OD x 035W"	12X035ST316	6.03
1/2 OD x 049W"	12X049ST316	7.85
3/4 OD x 049W"	34X049ST316	11.71

Standard Nut



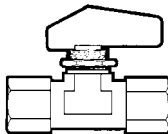
O.D.	STOCK NO	EACH
STAINLESS STEEL		
1/2"	SSDN8	8.37

Collet Set 10 per Package



O.D.	STOCK NO	EACH
BRASS		
1/4"	BDCSET410	20.17
STAINLESS STEEL		
3/8"	SSDCSET610	52.53

Ty-Flo 1 pc. Brass Ball Valve w/CBC-LOK Ends



Temperature Range -300° F to 300° F
MAX. 3000 P.S.I.

O.D. x O.D.	STOCK NO	EACH
1/4 x 1/4"	B4DTT44K	96.48



Male Elbow

O.D. x NPT	STOCK NO	EACH
STAINLESS STEEL		
1/4 x 1/8"	SS4DME2	24.18
1/4 x 1/4"	SS4DME4	25.97
3/8 x 1/4"	SS6DME4	32.40



Union Elbow

O.D. x O.D.	STOCK NO	EACH
BRASS		
1/4 x 1/4"	B4DELU4	14.43
STAINLESS STEEL		
1/4 x 1/4"	SS4DELU4	30.59
3/8 x 3/8"	SS6DELU6	37.48
1/2 x 1/2"	SS8DELU8	61.66
3/4 x 3/4"	SS12DELU12	109.01



Union Tee

O.D. x O.D. x O.D.	STOCK NO	EACH
STAINLESS STEEL		
1/4 x 1/4 x 1/4"	SS4DTTT4	42.92
3/8 x 3/8 x 3/8"	SS6DTTT6	55.57
1/2 x 1/2 x 1/2"	SS8DTTT8	85.50



Male Connector

O.D. x NPT	STOCK NO	EACH
BRASS		
1/4 x 1/4"	B4DMC4	6.42
1/2 x 3/8"	B8DMC6	13.37
1/2 x 1/2"	B8DMC8	14.77
STAINLESS STEEL		
1/4 x 1/8"	SS4DMC2	12.99
1/4 x 1/4"	SS4DMC4	13.64
3/8 x 3/8"	SS6DMC6	21.04
3/8 x 1/2"	SS6DMC8	25.32
1/2 x 1/4"	SS8DMC4	27.13
1/2 x 1/2"	SS8DMC8	31.24
3/4 x 3/4"	SS12DMC12	47.85



Female Connector

O.D. x NPT	STOCK NO	EACH
BRASS		
3/8 x 1/4"	B6DFC4	13.03
1/2 x 1/2"	B8DFC8	20.85



Union

O.D. x O.D.	STOCK NO	EACH
BRASS		
3/8 x 3/8"	B6DU	14.24
STAINLESS STEEL		
1/4 x 1/4"	SS4DU	21.21
3/8 x 3/8"	SS6DU	30.08
1/2 x 1/2"	SS8DU	44.73
3/4 x 3/4"	SS12DU	72.84

Stainless Steel Grooved Fittings ⁽⁰⁹⁾

victaulic.com



Series 461 Vic-300 MasterSeal™ Stainless Steel Butterfly Valve

- EPDM Seat
- Pressure Rating: 300psi/2100kPa/21bar
- Full working pressure for bi-directional, dead end services.
- 10 Position Handle

SIZE	STOCK NO	EACH
3"	V030461XE2	3524.11
4"	V040461XE2	4207.00
6"	V060461XE2	7910.77



Series 861 Vic-300 MasterSeal™ Stainless Steel Butterfly Valve

FOR POTABLE WATER APPLICATIONS

- FKM Seat
- Pressure Rating: 300psi/2100kPa/21bar
- Operating temperature: +0°F to +180°F
- Full working pressure for bi-directional, dead end services.
- 10 Position Handle (Gear Operator for 8")

SIZE	STOCK NO	EACH
2"	V020861XP2	2740.89
2½"	V024861XP2	3376.33
3"	V030861XP2	3524.11
4"	V040861XP2	4207.00
6"	V060861XP2	7910.77
8" (Gear Operator)	V080861XP3	12452.99



Style 889 Ridgid Coupling

For use on stainless steel potable water piping systems only

- Utilizes Grade P gasket material for improved resistance to typical potable water disinfectants
- Pressures up to 750 psi | 5171 kPa | 52 bar
- Operating temperature: +0°F to +180°F
- Provides a rigid pipe joint designed to restrict axial or angular movement

SIZE	STOCK NO	EACH
8"	8V889	1143.33



No. 410 90° Elbow

Schedule 10 Type 304 stainless steel

SIZE	STOCK NO	EACH
2"	.2V410	395.11
2½"	.212V410	534.33
3"	.3V410	516.44
4"	.4V410	735.00
6"	.6V410	1930.44



No. 411 45° Elbow

Schedule 10 Type 304 stainless steel

SIZE	STOCK NO	EACH
2"	.2V411	352.33
2½"	.212V411	462.78
3"	.3V411	476.00
4"	.4V411	678.22
6"	.6V411	1275.55



No. 420 Tee

Schedule 10 Type 304 stainless steel

SIZE	STOCK NO	EACH
2"	.2V420	1043.78
2½"	.212V420	1272.44
3"	.3V420	1317.55
4"	.4V420	1410.89
6"	.6V420	2740.11



No. 425 Reducer Tee

Schedule 10 Type 304 stainless steel

SIZE	STOCK NO	EACH
3x3x2"	3X2V425	1629.44
3x3x2½"	3X212V425	1569.55
4x4x2"	4X2V425	1845.66
4x4x2½"	4X212V425	1966.22
4x4x3"	4X3V425	2166.89
6x6x2½"	6X212V425	2777.44
6x6x3"	6X3V425	2792.22
6x6x4"	6X4V425	3459.55



No. 450 Concentric Reducer

Schedule 10 Type 304 stainless steel

SIZE	STOCK NO	EACH
4x2"	4X2V450	614.44
4x2½"	4X212V450	841.55
4x3"	4X3V450	438.67
6x2½"	6X212V450	7047.44
6x3"	6X3V450	1410.89
6x4"	6X4V450	1072.55



Mechanical T Style 422

Rated at 300 psi. Bar working pressure on Schedule 10S and 40S stainless steel pipe. They may also be used on high density polyethylene (HDPE) pipe. Pressure ratings on HDPE are dependent on the pipe rating.

SIZE	STOCK NO	EACH
Type 316		
4x2"	4X2V422	847.78
4x3"	4X3V422	843.11
6x2"	6X2V422	1155.78
6x3"	6X3V422	1110.67



807N Quickvic™ Installation-Ready™ Ridgid Coupling

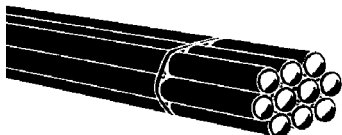
- For use on stainless steel and galvanized carbon steel potable water piping systems only
- Utilizes Grade P gasket material for improved resistance to typical potable water disinfectants
- Pressures up to 750 psi, 5171 kPa, 52 bar
- Operating temperature: +0°F to +180°F
- Provides a rigid pipe joint designed to restrict axial or angular movement

SIZE	STOCK NO	EACH
2 1/2"	2V807N	161.00
2 1/2"	212V807N	182.00
3"	3V807N	210.50
4"	4V807N	291.00
6"	6V807N	490.00
8"	8V807N	773.00



ABS DWV Pipe and Fittings ⁽⁰⁸⁾

muellerindustries.com



(08a)

ABS-DWV Foamcore Pipe

PIPE SIZE	STOCK NO	PER FOOT
1/2 x 20	112X20AB	1.42
2 x 20	2X20AB	1.93
3 x 20	3X20AB	3.95
4 x 20	4X20AB	5.86
6 x 20	6X20AB	17.07
1/2 x 10	112X10AB	1.51
2 x 10	2X10AB	2.05
3 x 10	3X10AB	4.20
4 x 10	4X10AB	6.23

cresline.com

(08)

90° Elbow

SIZE	STOCK NO	EACH
1/2"	112ABL	2.95
2"	2ABL	4.55
3"	3ABL	11.46
4"	4ABL	23.50
6"	6ABL	100.18

Closet Bend

SIZE	STOCK NO	EACH
4X3"	4X3ABL	17.69

Long Sweep 90° Elbow

SIZE	STOCK NO	EACH
1/2"	112ABLRL	5.24
2"	2ABLRL	6.36
3"	3ABLRL	15.58
4"	4ABLRL	26.60

90° Low Heel

SIZE	STOCK NO	EACH
3x3x2"	3X2ABLHL	19.25

90° Vent Elbow

SIZE	STOCK NO	EACH
1/2"	112ABVL	5.29
2"	2ABVL	8.75
3"	3ABVL	21.71

Street 1/4 Bends

SIZE	STOCK NO	EACH
1/2"	112ABSL	3.80
2"	2ABSL	6.36
3"	3ABSL	13.97
4"	4ABSL	27.94

Closet Bend

SIZE	STOCK NO	EACH
4x3"	4X3ABSL	31.07

60° Elbow HubxHub

SIZE	STOCK NO	EACH
1/2"	112AB60L	5.21
2"	2AB60L	7.39
3"	3AB60L	23.74
4"	4AB60L	35.83

45° Elbow Hub x Hub

SIZE	STOCK NO	EACH
1/2"	112AB45L	2.70
2"	2AB45L	4.18
3"	3AB45L	10.03
4"	4AB45L	18.83
6"	6AB45L	83.85

45° Street Elbow

SIZE	STOCK NO	EACH
1/2"	112ABS45L	3.37
2"	2ABS45L	4.48
3"	3ABS45L	11.05
4"	4ABS45L	19.15
6"	6ABS45L	105.11

22 1/2° Elbow Hub x Hub

SIZE	STOCK NO	EACH
1/2"	112AB22L	3.94
2"	2AB22L	4.50
3"	3AB22L	11.55
4"	4AB22L	17.58

22 1/2° Street Elbow

SIZE	STOCK NO	EACH
1/2"	112ABS22L	11.23
2"	2ABS22L	10.15
3"	3ABS22L	17.22
4"	4ABS22L	30.05

Sanitary Tee

SIZE	STOCK NO	EACH
1/2"	112ABST	4.37
2"	2ABST	6.73
3"	3ABST	18.29
4"	4ABST	32.52
6"	6ABST	162.24
2x2x1/2"	2X112ABST	5.85
2x1/2 x2"	2X112X2ABST	6.74
2x1/2 x1 1/2"	2X112X1 1/2ABST	5.99
3x3x2"	3X2ABST	14.57
3x3x1 1/2"	3X112ABST	12.59
4x4x2"	4X2ABST	34.93
4x3"	4X3ABST	35.77

Side Inlet Sanitary Tee

SIZE	STOCK NO	EACH
3x3x3x1 1/2"	3X112ABLSIT	43.18
3x2	3X2ABLSIT	41.60

Double Sanitary Tee

SIZE	STOCK NO	EACH
1/2"	112ABSX	12.45
2"	2ABSX	16.54
2x2x1/2 x1 1/2"	2X112ABSX	11.82
3"	3ABSX	43.30
3x3x2x2"	3X2ABSX	31.47
3x3x1 1/2 x1 1/2"	3X112ABSX	51.05
4"	4ABSX	81.77

Cleanout Tee

SIZE	STOCK NO	EACH
1/2"	112ABCOT	10.39
2"	2ABCOT	11.40
3"	3ABCOT	21.34
4"	4ABCOT	46.50

Sanitary Fixture Tee

SIZE	STOCK NO	EACH
3x2"	3X2ABRSIT	41.60

ABS DWV Pipe and Fittings ⁽⁰⁸⁾

muellerindustries.com



45° Wye

SIZE	STOCK NO	EACH
1½"	112ABY	7.91
2"	2ABY	9.45
3"	3ABY	20.34
4"	4ABY	41.35
6"	6ABY	124.40
2x2x1½"	2X112ABY	10.74
2x1½ x1½"	2X112X112ABY	12.65
3x3x2"	3X112ABY	19.57
3x3x2"	3X2ABY	14.28
4x4x3"	4X3ABY	35.69
4x4x2"	4X2ABY	26.39
6x4x4"	6X4ABY	112.53



Double 45° Wye

SIZE	STOCK NO	EACH
1½"	112ABDY	22.22
3x3x2x2"	3X2ABDY	41.52



Combination Wye and 1/8 Bends or Long Turn Tee Wyes

SIZE	STOCK NO	EACH
1½"	112ABLTY	11.34
2"	2ABLTY	11.55
3"	3ABLTY	27.42
4"	4ABLTY	57.32
2x2x1½"	2X2X112ABLTY	12.63
3x3x2"	3X3X2ABLTY	17.81
4x4x2"	4X4X2ABLTY	32.09
4x4x3"	4X4X3ABLTY	41.17



Tee • Double Fixture

SIZE	STOCK NO	EACH
2"	2ABFT	25.27
3"	3ABFT	58.44



Wye • Double Fixture

SIZE	STOCK NO	EACH
2x2x1½ x1½"	2X112X112ABFT	19.52



Coupling

SIZE	STOCK NO	EACH
1½"	112ABC	1.52
2"	2ABC	1.91
3"	3ABC	5.72
4"	4ABC	9.55
2 x 1½"	2X112ABC	4.06
3 x 1½"	3X112ABC	12.04
3 x 2"	3X2ABC	9.64
4 x 2"	4X2ABC	20.09
4 x 3"	4X3ABC	18.00
6"	6ABC	39.99



Repair Coupling

SIZE	STOCK NO	EACH
1½"	112ABRC	10.07
2"	2ABRC	5.36
3"	3ABRC	13.33



Bushing

SIZE	STOCK NO	EACH
2 x 1½"	2X112ABB	2.32
3 x 1½"	3X112ABB	10.15
3 x 2"	3X2ABB	6.35
4 x 2"	4X2ABB	18.85
4 x 3"	4X3ABB	9.99
6 x 4"	6X4ABB	52.96



Male Adapter

SIZE	STOCK NO	EACH
1½" x 1½"	112ABMA	2.21
2 x 2"	2ABMA	3.87
3 x 3"	3ABMA	10.39
4 x 4"	4ABMA	21.10



Female Adapter

SIZE	STOCK NO	EACH
1½"	112ABFA	2.61
2"	2ABFA	4.11
3"	3ABFA	11.00
4"	4ABFA	12.56



Fitting Adapter Clean Out

SIZE	STOCK NO	EACH
1½"	112ABCOA	3.20
2"	2ABCOA	4.43
3"	3ABCOA	11.19
4"	4ABCOA	20.95



ABS Flush Fit Cleanout Adapter

SIZE	STOCK NO	EACH
3"	SC8753A	11.32
4"	SC8754A	14.65



Male Trap Adapter

SIZE	STOCK NO	EACH
1½"	112ABMTA	4.19



Female Trap Adapter

SIZE	STOCK NO	EACH
1½"	112ABFTA	3.95
1½" x 1¼"	112X114ABFTA	5.19



Slip Cap

SIZE	STOCK NO	EACH
1½"	112ABCAP	5.05
2"	2ABCAP	6.98
3"	3ABCAP	14.43
4"	4ABCAP	14.11



Plugs

SIZE	STOCK NO	EACH
1½"	112ABP	2.16
2"	2ABP	2.36
3"	3ABP	3.84
3½"	312ABP	15.65
4"	4ABP	6.66

ABS DWV Pipe and Fittings ⁽⁰⁸⁾

muellerindustries.com



(18)
Floor Drain

SIZE	STOCK NO	EACH
2"	SC800A	24.12

(21)
Replacement Cover for SC800A

STOCK NO	EACH
SC801A2	5.54

(18)
Multi-Purpose Floor Drain

Designed for 2x3" solvent weld connection, fits over 2" or inside 3" schedule 40 DWV pipe or street elbow.



BODY	STOCK NO	EACH
ABS	.8412A	12.93

(02)
Backwater Device

2" MIP Body.



SIZE	STOCK NO	EACH
2" MIP	SC8027	6.83

(18)
45° Closet Flange



SIZE	STOCK NO	EACH
3"	SC88945AM	17.54

(18)
ABS Backwater Valve



SIZE	STOCK NO	EACH
3"	SC869S3A	40.48
3" With Sleeve	SC869S3AS	69.86

Adjustable "P" Trap



SIZE	STOCK NO	EACH
1½"	112ABPTW	13.68
2"	2ABPTW	25.02

Hub "P" Trap



SIZE	STOCK NO	EACH
1½"	112ABPT	10.17
2"	2ABPT	12.34
3"	3ABPT	53.02

SJ x Hub "P" Trap



SIZE	STOCK NO	EACH
1½"	112ABLAT	26.23

A811 Closet Flange Hub x Flange



SIZE	STOCK NO	EACH
4x3"	.4X3ABCF	27.99

A812 Adjustable Closet Flange, Spigot



SIZE	STOCK NO	EACH
4x3"	4X3ABSCF	30.55
4x4"	.4ABSCF	33.02

A800S Closet Ring Non-Adjustable



SIZE	STOCK NO	EACH
4x3"	4X3ABICF	11.93

A800KO Pop-Top Closet Flange



SIZE	STOCK NO	EACH
4x3"	4X3ABPCF	14.45

(18)
Flush Fit Closet Flange



STOCK NO	EACH
ABFFCLFL	3.79

(18)
Flush Fit C/O Flange



With knock out stainless steel ring.

STOCK NO	EACH
SC884ATM	7.85

ABS/Transition Cements ^(18b)

ipscorp.com

No. 773 Cement for ABS Pipe and Fittings



Medium-bodied black low VOC cement recommended for use on ABS pipe and fittings, all classes, all schedules up to 8 inches in diameter. NSF and UPC Listed.

SIZE	STOCK NO	EACH
4 oz.	14PTABCE	8.60
8 oz.	12PTABCE	11.59
Pint	PTABCE	18.18
Quart	QTABCE	32.58

No. 771 Milky-ClearCement for ABS Pipe and Fittings



Medium-bodied milky clear cement recommended for use on ABS pipe and fittings, all classes, all schedules up to 8 inches in diameter. NSF and UPC Listed.

SIZE	STOCK NO	EACH
Pint	PTMIABCE	24.46
Quart	QTMABCE	40.21

No. C-65 All Purpose Cleaner for PVC, CPVC, ABS & Styrene Pipe and Fittings



A fast-acting clear cleaner recommended for use on ABS, PVC and CPVC pipe and fittings, all schedules and all diameters. Removes surface dirt, grease and grime. Unlimited shelf life.

SIZE	STOCK NO	EACH
4 oz.	14PTVPPR	8.55
8 oz.	12PTVPPR	12.93
Pint	PTVPPR	19.94
Quart	QTPVPPR	29.34
Gallon	GAPVPPR	104.99

No. 794 ABS to PVC Transition Cement




Medium-bodied fast setting cement for all classes and schedules through 6" diameter interference fit NOT FOR SCHEDULE 80

SIZE	STOCK NO	EACH
Pint	PTGRTRCE	32.97

PVC DWV Pipe and Fittings (08)

muellerindustries.com



ASTM D-2665/D-1785 Dual Marked PVC/DWV

Schedule 40 Plain End

PIPE SIZE	STOCK NO	PER FOOT
10' Lengths		
1 1/2" x 10'	112X10PV	1.11
2" x 10'	2X10PV	1.50
3" x 10'	3X10PV	3.00
4" x 10'	4X10PV	4.05
6" x 10'	6X10PV	7.65
8" x 10'	8X10PV	11.93
20' Lengths		
1 1/4" x 20'	114X20PV	.95
1 1/2" x 20'	112X20PV	1.11
2" x 20'	2X20PV	1.50
3" x 20'	3X20PV	3.00
4" x 20'	4X20PV	4.05
6" x 20'	6X20PV	7.65
8" x 20'	8X20PV	11.93
10" x 20'	100X20PV	16.81
12" x 20'	120X20PV	22.25
16" x 20'	16X20PV	43.21

ASTM D-1785 PVC Pipe Schedule 40 • Super Belled One End

PIPE SIZE	STOCK NO	PER FOOT
14" x 20'	14X20PVSBE	57.13
16" x 20'	16X20PVSBE	45.51

PVC-DWV Foam Core Pipe

PIPE SIZE	STOCK NO	PER FOOT
10' Lengths		
1 1/2 x 10	112X10PVFC	.85
2 x 10	2X10PVFC	1.14
3 x 10	3X10PVFC	2.15
4 x 10	4X10PVFC	3.10
20' Lengths		
1 1/2 x 20	112X20PVFC	.85
2 x 20	2X20PVFC	1.14
3 x 20	3X20PVFC	2.15
4 x 20	4X20PVFC	3.10
6 x 20	6X20PVFC	5.76
8 x 20	8X20PVFC	8.77
10 x 20	100X20PVFC	34.87

Schedule 40 Insulated PVC Pipe

SIZE	STOCK NO	EACH FT
2"	2X10INSPV	19.51
4"	4X10INSPV	27.46

PVC/DWV Foam Core Belled One End

PIPE SIZE	STOCK NO	PER FOOT
4"X10'	4X10PVFCBE	3.44

cresline.com



DWV Ground Stake

STOCK NO	EACH
SC53514	4.30

90° Elbow



SIZE	STOCK NO	EACH
1 1/2"	112PVDL	2.64
2"	2PVDL	4.17
3"	3PVDL	12.25
4"	4PVDL	24.20
4x3"	4X3PVDL	19.71
6"	6PVDL	88.08
8"	8PVDL	112.59
10"	10PVDL	372.79
12"	12PVDL	574.15
14"	14PVDL	967.42
16"	16PVDL	1324.07

Long Sweep 90° Elbow



SIZE	STOCK NO	EACH
1 1/2"	112PVDLRL	6.12
2"	2PVDLRL	6.83
3"	3PVDLRL	15.76
4"	4PVDLRL	29.73
6"	6PVDLRL	106.85

Low Heel 90° Elbow



SIZE	STOCK NO	EACH
3X2"	3X2PVDLHL	21.10

90° Vent Elbow.68



SIZE	STOCK NO	EACH
1 1/2"	112PVDVL	5.45
2"	2PVDVL	7.05
3"	3PVDVL	18.29

90° Street Elbow



SIZE	STOCK NO	EACH
HubxStreet		
1 1/2"	112PVDSL	3.41
2"	2PVDSL	5.26
3"	3PVDSL	14.62
4"	4PVDSL	24.45
4x3"	4X3PVDSL	38.38
6"	6PVDSL	113.61
8"	8PVDSL	218.07

90° Long Turn Street Elbow



SIZE	STOCK NO	EACH
1 1/2"	112PVDLSL	9.40
2"	2PVDLSL	11.26
3"	3PVDLSL	28.00
4"	4PVDLSL	43.13

60° Elbow



SIZE	STOCK NO	EACH
HubxHub		
1 1/2"	112PVD60L	6.16
2"	2PVD60L	7.17
3"	3PVD60L	26.45
4"	4PVD60L	35.26

45° Elbow



Hub x Hub

SIZE	STOCK NO	EACH
1 1/2"	112PVD45L	2.59
2"	2PVD45L	3.86
3"	3PVD45L	10.98
4"	4PVD45L	20.10
6"	6PVD45L	40.21
8"	8PVD45L	99.98
10"	10PVD45L	284.57
12"	12PVD45L	430.71
14"	14PVD45L	833.15
16"	16PVD45L	901.08

45° Street Elbow



SpigotxHub

SIZE	STOCK NO	EACH
1 1/2"	112PVDS45L	2.48
2"	2PVDS45L	3.94
3"	3PVDS45L	10.40
4"	4PVDS45L	17.83
6"	6PVDS45L	31.15
8"	8PVDS45L	108.51
10"	10PVDS45L	284.19
12"	12PVDS45L	435.47
16"	16PVDS45L	901.08

22 1/2° Elbow



HubxHub

SIZE	STOCK NO	EACH
1 1/2"	112PVD22L	3.67
2"	2PVD22L	4.36
3"	3PVD22L	10.75
4"	4PVD22L	16.98
6"	6PVD22L	98.04
8"	8PVD22L	77.83
10"	10PVD22L	272.06
12"	12PVD22L	435.29
16"	16PVD22L	861.90

22 1/2° Street Elbow



SpigotxHub

SIZE	STOCK NO	EACH
1 1/2"	112PVDS22L	9.95
2"	2PVDS22L	10.67
3"	3PVDS22L	16.63
4"	4PVDS22L	24.13

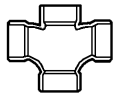
Sanitary Tee



SIZE	STOCK NO	EACH
1 1/2"	112PVDST	4.61
2"	2PVDST	6.79
2x2x1 1/2"	2X112PVDST	6.01
2x1 1/2 x 2"	2X112X2PVDST	7.20
2x1 1/2 x 1 1/2"	2X112X112PVDST	5.98
3"	3PVDST	17.86
3x3x2"	3X2PVDST	13.46
3x3x1 1/2"	3X112PVDST	12.97
4"	4PVDST	32.62
4x4x2"	4X2PVDST	28.07
4x4x3"	4X3PVDST	38.14
6"	6PVDST	51.59
6x4"	6X4PVDST	126.64
8"	8PVDST	298.38
8x4"	8X4PVDST	131.76
8x6"	8X6PVDST	162.67
10"	10PVDST	923.24
10x8"	10X8PVDST	633.63
12"	12PVDST	1111.43
12x10"	12X10PVDST	849.94

PVC DWV Pipe and Fittings (08)

muellerindustries.com



Double Sanitary Tee

SIZE	STOCK NO	EACH
1 1/2"	112PVVDX	10.15
2"	2PVVDX	13.72
2x2x1 1/2 x 1 1/2"	2X112PVVDX	10.77
3"	3PVVDX	38.36
3x3x1 1/2 x 1 1/2"	3X112PVVDX	24.98
3x3x2x2	3X2PVVDX	27.16
4"	4PVVDX	61.70



Sanitary Tee, Street

SIZE	STOCK NO	EACH
1 1/2"	112PVDSST	13.81
2"	2PVDSST	13.40



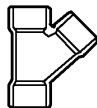
Sanitary Tee, Left Inlet

SIZE	STOCK NO	EACH
3x3x3x1 1/2"	3X112PVDLSIT	50.34
3x3x3x2"	3X2PVDLSIT	34.77



Sanitary Tee

SIZE	STOCK NO	EACH
Right Inlet		
3x3x3x1 1/2"	3X112PVDRSIT	50.34
3x3x3x2"	3X2PVDRSIT	34.77
Right and Left Inlet		
3x3x3x1 1/2"	3X2PVDDST	50.97



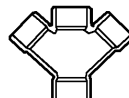
45° Wye

SIZE	STOCK NO	EACH
1 1/2"	112PVDY	8.40
2"	2PVDY	8.27
2 x 2 x 1 1/2"	2X112PVDY	10.11
2 x 1 1/2 x 1 1/2"	2X112X112PVDY	11.56
2 x 1 1/2 x 2"	2X112X2PVDY	17.89
3"	3PVDY	22.36
3 x 3 x 2"	3X2PVDY	16.54
3 x 3 x 1 1/2"	3X112PVDY	14.95
4"	4PVDY	40.57
4 x 4 x 3"	4X3PVDY	32.93
4 x 4 x 2"	4X2PVDY	24.28
6"	6PVDY	65.56
6x3"	6X3PVDY	113.77
6 x 6 x 4"	6X4PVDY	98.29
8"	8PVDY	212.33
8 x 4"	8X4PVDY	95.40
8 x 8 x 6"	8X6PVDY	126.13
10"	10PVDY	512.01
10 x 4"	10X4PVDY	291.66
10 x 6"	10X6PVDY	378.31
10 x 8"	10X8PVDY	447.68
12"	12PVDY	831.72
12 x 4"	12X4PVDY	451.71
12 x 6"	12X6PVDY	493.18
12 x 8"	12X8PVDY	585.71
12 x 10"	12X10PVDY	655.92
14"	14PVDY	1594.61
14 x 10"	14X10PVDY	1213.33
14 x 12"	14X12PVDY	1466.26
16"	16PVDY	1919.31
16 x 4"	16X4PVDY	1180.52
16 x 6"	16X6PVDY	1299.21
16 x 8"	16X8PVDY	1378.61
16 x 10"	16X10PVDY	1606.69
16 x 12"	16X12PVDY	1660.78



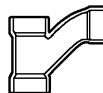
Cleanout Tee

SIZE	STOCK NO	EACH
1 1/2"	112PVDCOT	9.49
2"	2PVDCOT	11.09
3"	3PVDCOT	21.50
4"	4PVDCOT	38.26
6"	6PVDCOT	197.60
8"	8PVDCOT	435.68
8x8x6"	8X6PVDCOT	124.32
10x10x8	10X8PVDCOT	953.13



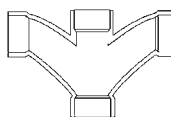
Double 45° Wye

SIZE	STOCK NO	EACH
1 1/2"	112PVDDY	18.90
2"	2PVDDY	22.42
3"	3PVDDY	43.84
3 x 1 1/2"	3X112PVDDY	40.14
3 x 2"	3X2PVDDY	32.68
4"	4PVDDY	94.50
4 x 2"	4X2PVDDY	53.34
4 x 3"	4X3PVDDY	70.44



Single Combination Wye and 1/8 Bend

SIZE	STOCK NO	EACH
1 1/2"	112PVDLTY	11.17
2"	2PVDLTY	13.95
2 x 2 x 1 1/2"	2X112PVDLTY	15.70
3"	3PVDLTY	30.72
3 x 3 x 2"	3X2PVDLTY	20.98
4"	4PVDLTY	60.51
4 x 4 x 3"	4X3PVDLTY	40.78
4 x 4 x 2"	4X2PVDLTY	31.60
6"	6PVDLTY	232.97
6 x 4"	6X4PVDLTY	209.54
8"	8PVDLTY	365.43
8 x 4"	8X4PVDLTY	220.87
8 x 6"	8X6PVDLTY	163.85
10"	10PVDLTY	1100.04
10 x 4"	10X4PVDLTY	386.45
10 x 6"	10X6PVDLTY	496.77
10 x 8"	10X8PVDLTY	647.83
12"	12PVDLTY	1297.12
12 x 6"	12X6PVDLTY	624.32
12 x 8"	12X8PVDLTY	787.38
12 x 10"	12X10PVDLTY	1127.91
16 x 4"	16X4PVDLTY	1338.59



Double Fixture Tee

SIZE	STOCK NO	EACH
2x1 1/2 x 1 1/2"	2X112X112PVDFT	26.85
2"	2PVDFT	23.35
3"	3PVDFT	50.41



Coupling

SIZE	STOCK NO	EACH
1 1/2"	112PVDC	1.24
2"	2PVDC	1.70
2 x 1 1/2"	2X112PVDC	3.78
3"	3PVDC	5.95
3 x 2"	3X2PVDC	8.62
3 x 1 1/2"	3X112PVDC	11.06
4"	4PVDC	10.10
4 x 2"	4X2PVDC	16.88
4 x 3"	4X3PVDC	18.04
6"	6PVDC	34.35
6 x 4"	6X4PVDC	64.71
8"	8PVDC	56.47
8 x 4"	8X4PVDC	100.46
8 x 6"	8X6PVDC	80.78
10"	10PVDC	125.15
10 x 4"	10X4PVDC	200.37
10 x 6"	10X6PVDC	206.69
10 x 8"	10X8PVDC	213.02
12"	12PVDC	213.17
12 x 4"	12X4PVDC	303.56
12 x 6"	12X6PVDC	354.97
12 x 8"	12X8PVDC	372.71
12 x 10"	12X10PVDC	391.33
14"	14PVDC	327.92
16"	16PVDC	365.77
16 x 4"	16X4PVDC	584.41
16 x 8"	16X8PVDC	601.79
16 x 12"	16X12PVDC	737.28



Repair Couplings

SIZE	STOCK NO	EACH
1 1/2"	112PVDRC	6.82
2"	2PVDRC	4.76
3"	3PVDRC	12.04
4"	4PVDRC	23.15



Sewer Coupling

Adapts sewer & Drain pipe to DWV Pipe.
Hub x Hub

SIZE	STOCK NO	EACH
4x4"	4X4PVDSC	19.58
4x3"	4X3PVDSC	18.88
6x6"	6X6PVDSC	48.61

PVC DWV Pipe and Fittings (08)

muellerindustries.com

Bushing

SIZE	STOCK NO	EACH
2 x 1/4"	2X114PVDB	5.94
2 x 1/2"	2X112PVDB	2.16
3 x 1/2"	3X112PVDB	10.36
3 x 2"	3X2PVDB	5.47
4 x 2"	4X2PVDB	18.02
4 x 3"	4X3PVDB	9.31
6 x 4"	6X4PVDB	46.52
8 x 4"	8X4PVDB	85.85
8 x 6"	8X6PVDB	93.16
10 x 4"	10X4PVDB	190.84
10 x 6"	10X6PVDB	196.85
10 x 8"	10X8PVDB	203.30
12 x 4"	12X4PVDB	289.09
12 x 6"	12X6PVDB	338.07
12 x 8"	12X8PVDB	354.97
12 x 10"	12X10PVDB	372.71
14 x 12"	14X12PVDB	661.68
16 x 4"	16X4PVDB	556.59
16 x 12"	16X12PVDB	734.09
16 x 14"	16X14PVDB	728.35



Male Adapter

SIZE	STOCK NO	EACH
1 1/2"	112PVDMA	2.36
2"	2PVDMA	3.17
3"	3PVDMA	8.87
4"	4PVDMA	20.08

Female Adapter

SIZE	STOCK NO	EACH
1 1/2"	112PVDFA	2.35
2"	2PVDFA	4.02
3"	3PVDFA	10.71
4"	4PVDFA	13.91

Fitting Adapter Cleanout

SIZE	STOCK NO	EACH
1 1/2"	112PVDCOA	3.00
2"	2PVDCOA	4.02
3"	3PVDCOA	10.77
4"	4PVDCOA	17.70
6"	6PVDCOA	50.40
8"	8PVDCOA	191.73
10"	10PVDCOA	505.98

PVC Flush-fit Cleanout Adapter

SIZE	STOCK NO	EACH
2"	SC8752P	8.44
3"	SC8753P	11.32
4"	SC8754P	14.65

No-Hub Adapter

SIZE	STOCK NO	EACH
2"	2PVDNHA	6.53
3"	3PVDNHA	9.49
4"	4PVDNHA	12.18

Male Trap Adapter

SIZE	STOCK NO	EACH
1 1/2" or 1 1/4"	112PVDMTA	5.21
1 1/2" x 1 1/4"	112X114PVDMTA	6.31
2"	2PVDMTA	26.46

Female Trap Adapter

SIZE	STOCK NO	EACH
1 1/4"	114PVDFTA	5.06
1 1/2"	112PVDFTA	4.91
1 1/2" x 1 1/4"	112X114PVDFTA	4.85

Plug

Raised Square MPT

SIZE	STOCK NO	EACH
1 1/2"	112PVD COP	2.22
2"	2PVD COP	2.50
3"	3PVD COP	4.44
4"	4PVD COP	6.59
6"	6PVD COP	20.94
8"	8PVD COP	97.90
10"	10PVD COP	170.86

Knockout Test Plug

Use with pipe or fittings, Spigot insert

SIZE	STOCK NO	EACH
1 1/2"	112PVDTCAP	.33
2"	2PVDTCAP	.42
3"	3PVDTCAP	.63
4"	4PVDTCAP	.72

QuickPlug Trap Adapter Test Plug

SIZE	STOCK NO	EACH
1 1/2"	SC234QP	.89

Techno-Test Caps

DWV pipe.

SIZE	STOCK NO	EACH
1 1/2"	112TECA	.91
2"	2TECA	.99
3"	3TECA	1.47
4"	4TECA	1.55

Socket Cap

SIZE	STOCK NO	EACH
1 1/2"	112PVCAP	1.10
2"	2PVCAP	1.32
2 1/2"	212PVCAP	4.22
3"	3PVCAP	4.59
4"	4PVCAP	10.45
6"	6PVCAP	25.06
8"	8PVCAP	47.47
10"	10PVD CAP	182.27
12"	12PVD CAP	230.57
14"	14PVD CAP	384.72
16"	16PVD CAP	514.88

C/S - Cleanout Plug

SIZE	STOCK NO	EACH
1 1/2"	112PVDCCP	1.86
2"	2PVDCCP	1.86
3"	3PVDCCP	2.84
3 1/2"	312PVDCCP	3.40
4"	4PVDCCP	3.95

Adjustable "P" Trap Less Cleanout

SIZE	STOCK NO	EACH
1 1/2"	112PVDPT	11.68
2"	2PVDPT	26.91

Hub "P" Trap Less Cleanout

SIZE	STOCK NO	EACH
1 1/2"	112PVDWPT	9.80
2"	2PVDWPT	11.94
3"	3PVDWPT	40.31
4"	4PVDWPT	97.08

"P" Trap with Cleanout

SIZE	STOCK NO	EACH
2"	2PVDTW	26.07

Two Way Cleanout

SIZE	STOCK NO	EACH
3"	3PVDTWCO	41.10

Slip Joint x Hub "P" Trap

SIZE	STOCK NO	EACH
1 1/2"	112PVDLAT	20.20

886-MR "Ringer" Stainless Steel Closet Ring

Strong, corrosion-proof stainless steel. Fits 3" or 4" pipe on concrete floors.

STOCK NO	EACH
One-Piece SC886MR	6.69
Two-Piece SC886MRM	20.04

PVC DWV Pipe and Fittings (08)

muellerindustries.com

(21)

Save-A-Flange

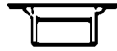
Closet Flange Repair kit

Renews broken closet flanges.

- 1 zinc plated bar
- 2 plastic screw anchors with screws
- 6 poly spacer washers

STOCK NO	EACH
SC49011320	6.30

Closet Flange Hub x Flange



SIZE	STOCK NO	EACH
4"	4PVDACF	35.65
4"x3"	4X3PVDACF	34.36

Adjustable Closet Flange



SIZE	STOCK NO	EACH
4"	4PVDSCF	40.08
4"x3"	4X3PVDSCF	28.58

One Piece Closet Flange



SIZE	STOCK NO	EACH
4" x 3"	4X3PVDCF	16.54

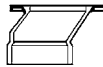
Pop Top Closet Flange



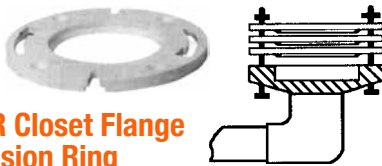
SIZE	STOCK NO	EACH
4"	4PVDPCF	22.79
4"x3"	4X3PVDPCF	12.72

(18)

P/F100 Offset Closet Flange



SIZE	STOCK NO	EACH
4"x3"	889PO	12.29



(18)

886-R Closet Flange Extension Ring

7/16" thick, can be stacked to desired height

STOCK NO	EACH
PVCLFLEX	3.65

(18)

Flush Fit Closet Flange with Knockout



- Fits over 3" or inside of 4" Schedule 40
- Fits flush with the floor
- Four countersunk mounting holes

STOCK NO	EACH
PVFFCLFL	3.79

(18)

Twist-N-Set Closet Flange



Replaces broken cast iron flanges, Gasket expands to fit service weight, heavy weight or no-hub.

STOCK NO	EACH
4PVTNSFL	27.26

(18)

Flush Fit C/O Flange



With knock out stainless steel ring.

STOCK NO	EACH
SC884PTM	7.85

(18)

Flush-to-Floor Closet Flange

SIZE	STOCK NO	EACH
3"x4"	SC886P	5.11

(18)

3" Inside Fit Closet Flange

SIZE	STOCK NO	EACH
3"	SC888P	4.70

(18)

45° Closet Flange



SIZE	STOCK NO	EACH
3"	SC88945PM	17.54

(18)

Floor Drain



SIZE	STOCK NO	EACH
2"	SC800P	24.12

(21)

Replacement Strainers for SC800P



COLOR	STOCK NO	EACH
Grey	SC801PG2	5.54

(18)

Adjustable Urinal Flange Kit

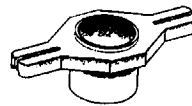


2" PVC spigot fitting solvent welds directly into any 2" fitting. Horizontal slots accommodate urinals with 3 1/2" to 7" flange mounting centers. 1 1/2" long tailpiece is easily cut to accommodate various wall finishes. Kit includes bolts, nuts, washers and gasket.

STOCK NO	EACH
AUFKS	17.41

(18)

Adjustable Urinal Flange Kit



2" PVC socket fitting. Horizontal slots for urinals with 3 1/2" to 7" flange mounting centers. Kit includes bolts, nuts, washers and gasket.

STOCK NO	EACH
AUFK	17.41

(18)

Fat Max Floor Drain



Large capacity floor drain No. 860-PS

SIZE	STOCK NO	EACH
3"	SC8603PS	78.99
4"	SC8604PS	78.99

(18)

Multi-Purpose Floor Drain



Designed for 2x3" solvent weld connection, fits over 2" or inside 3" schedule 40 DWV pipe or street elbow.

BODY	STOCK NO	EACH
PVC	8412P	12.93

(18)

GP100P Floor Drain



SIZE	STOCK NO	EACH
2"-3"	2PVFD	6.70

(18)

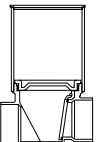
Backwater Valve



SIZE	STOCK NO	EACH
1 1/2"	112PVBWV	44.05
2"	2PVBWV	28.53
3"	3PVBWV	40.48
4"	4PVBWV	51.51
6"	SC8696P	218.21

(18)

DWV Backwater Valve with Extension Sleeve & Lid



No. 869 - 16" Sleeve

SIZE	STOCK NO	EACH
3"	SC8693PS	69.86
4"	SC8694PS	80.05

(18)

Sleeve Lid & Extension

SIZE	STOCK NO	EACH
Sleeve Lid & Extension		
2"	86923	17.89
Sleeve Lid ONLY		
3"	86933	13.72



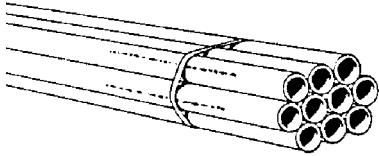
(18)

Upper/Lower Deep-Bury Adapters

SIZE	STOCK NO	EACH
Fits 3" & 4"	SC869S4PDB	61.33

PVC Sewer Pipe and Fittings (02)

muellerindustries.com



D2729 Sewer & Drain

SDR-26

PIPE SIZE	STOCK NO	PER FOOT
4"x10' Solid	4X10D2729SO	2.65
4"x10' Perforated	4X10D2729PE	2.65
6"x10' Solid	6X10D2729SO	5.49

D-3034 Solvent Weld

SDR-35

PIPE SIZE	STOCK NO	PER FOOT
4"x10' Solid	4X10D3034SW	4.11
4"x10' Perforated	4X10D3034PE	4.11

D-3034 Gasketed Joint

SDR-35

SIZE	STOCK NO	PER FOOT
6"x14'	6X14D3034GA	9.47
8"x14'	8X14D3034GA	17.22
10"x14'	10X14D3034GA	26.77

cresline.com

(18)

Deburring Tools for Plastic Pipe

STOCK NO	EACH
----------	------

Pipe Capacity Nom.

1/2", 3/4", 1" O.D.

Application

PVC, CPVC, PE, ABS

Pipe/Tubing

IPS

DEB1IPS 76.98

Pipe Capacity Nom.

1/2", 3/4", 1" O.D.

Application

PE, PP

Pipe/Tubing

CTS

DEB1CTS 76.98

Pipe Capacity Nom.

1/4", 1/2", 2" O.D.

Application

PVC, CPVC, PE, ABS

Pipe/Tubing

IPS

DEB12IPS 94.22

Pipe Capacity Nom.

20, 25, 32 mm O.D.

Application

PVC, CPVC, PE, ABS, PP

Pipe/Tubing

Metric

DEB1M 76.23

Pipe Capacity Nom.

1/4", 1/2", 2", 2 1/2", 3", 4" nom.
42, 50, 63, 75, 90, 114 mm O.D. actual

Application

PVC, CPVC, ABS, PP

Pipe/Tubing

DEB4 84.38



Solvent Weld Fittings

1/4 Bend, HubxHub



SIZE	STOCK NO	EACH
4"	4PVSEL	11.56
6"	6PVSEL	30.78
8"	8PVSEL	127.69

Street Elbow 1/4 Bend



SIZE	STOCK NO	EACH
4"	4PVSESL	13.53

1/8 Bend, Hub x Hub



SIZE	STOCK NO	EACH
4"	4PVSE45L	8.41
6"	6PVSE45L	33.20
8"	8PVSE45L	90.43

Street Elbow 1/8 Bend



SIZE	STOCK NO	EACH
4"	4PVSES45L	11.40
6"	6PVSES45L	42.38

1/16 Bend



SIZE	STOCK NO	EACH
4"	4PVSE22L	9.24
6"	6PVSE22L	40.46

Sanitary Tee



SIZE	STOCK NO	EACH
4"	4PVSEST	17.79

Tee

Hub all ways



SIZE	STOCK NO	EACH
4"	4PVSET	11.07
6"	6PVSET	46.10
8"	8PVSET	188.24

45° Wye

Hub all ways



SIZE	STOCK NO	EACH
4"	4PVSEY	15.36
6"	6PVSEY	65.17
6x4	6X4PVSEY	56.81
8x4	8X4PVSEY	122.46

Saddle Wye



SIZE	STOCK NO	EACH
6"x4"	6X4PVSESAY	69.87
8"x4"	8X4PVSESAY	95.65
10"x4"	10X4PVSESAY	112.24
10"x6"	10X6PVSESAY	126.59
12"x4"	12X4PVSESAY	115.87
12"x6"	12X6PVSESAY	155.08

Coupling, Hub x Hub



SIZE	STOCK NO	EACH
4"	4PVSEC	5.58
6"	6PVSEC	20.38
8"	8PVSEC	63.35

Reducing Coupling

6"x4"	6X4PVSEER	27.08
-------	-----------	-------

Female Adapter



SIZE	STOCK NO	EACH
4"	4PVSEFA	11.07

Cleanout Adapter



SIZE	STOCK NO	EACH
4"	4PVSECOA	8.68
6"	6PVSECOA	54.20

Cap



SIZE	STOCK NO	EACH
4"	4PVSECAP	4.87
6"	6PVSECAP	17.84
8"	8PVSECAP	58.40

Cleanout Plug



SIZE	STOCK NO	EACH
4"	4PVSECOP	6.71

See Page 1231
for applicable
cements and cleaners



REHAU RAUPEX Tubing and Everloc+ Fittings (18dr)

reha.com

RAUPEX® UV Shield Pipe (00d)

RAUPEX® UV Shield Pipe

RAUPEX® UV Shield pipe is made of high-quality cross-linked polyethylene, manufactured using the high-pressure peroxide method (Engel method, PEXa). RAUPEX® UV Shield pipe has a co-extruded PE shield that protects the pipe against ultraviolet light (sunlight) for up to one year. All RAUPEX® UV Shield pipe meets the requirements of standards ASTM F 876, F 877, PPI TR-4 (Standard Grade) and is certified to NSF Standards 14 and 61 and CSA B 137.5. RAUPEX® UV Shield pipe is produced in REHAU's ISO 9001 certified manufacturing facility.

RAUPEX® UV Shield is rated for continuous operation of 160 psi @ 73.4° (1105 kPa @ 23°C), 100 psi @ 180°F (690 kPa @ 82.2°C) and 80 psi @ 200°F (550 kPa @ 93.3°C). It is compatible with all Everloc+™ fittings as well as crimp ring fittings certified to ASTM F 1807, and with compression-sleeve fittings certified to ASTM F 2080.



RAUPEX® UV Shield Pipe

SIZE	STOCK NO	EACH
Blue Pipe		
1/2" x 20'	235351021	8.46
1/2" x 300'	235351301	126.86
3/4" x 20'	235371021	14.72
3/4" x 300'	235371301	220.65
1" x 20'	235381021	29.86
1" x 100'	235381101	149.28
Red Pipe		
1/2" x 20'	235351022	8.46
1/2" x 300'	235351302	126.86
1/2" x 500'	235351502	211.43
3/4" x 20'	235371022	14.72
3/4" x 100'	235371102	73.55
3/4" x 300'	235371302	220.65
1" x 20'	235381022	29.86
White Pipe		
1/2" x 20'	235351023	8.46
1/2" x 100'	235351113	42.28
1/2" x 300'	235351313	126.86
3/4" x 20'	235371023	14.72
3/4" x 100'	235371113	73.55
3/4" x 300'	235371313	220.65
1" x 20'	235381023	29.86
1" x 100'	235381113	149.28
1" x 300'	235381313	447.86
1 1/4" x 20'	132571023	69.00
1 1/2" x 20'	132581023	96.71
2" x 20'	132591023	165.87



Everloc+™ Sleeve PEXa Compression Sleeves



SIZE	STOCK NO	EACH
3/8"	104815001	.23
1/2"	104816001	.27
5/8"	104817001	.41
3/4"	104818001	.52
1"	104819001	1.11
1 1/4"	104820001	1.22
1 1/2"	104821001	1.62
2"	104822001	3.24

Everloc+™ Couplings



SIZE	MATERIAL	STOCK NO	EACH
Straight • PEXa Sleeves (Sold Separately)			
3/8" x 3/8"	LF Brass	317138001	2.54
1/2" x 1/2"	Polymer	104824001	1.63
5/8" x 5/8"	LF Brass	317142001	8.66
3/4" x 3/4"	Polymer	104825001	2.02
1" x 1"	Polymer	104826001	3.00
1 1/4" x 1 1/4"	Polymer	104827001	7.87
1 1/2" x 1 1/2"	Polymer	104828001	8.82
2" x 2"	Polymer	104829001	36.59
Reducing • PEXa Sleeves (Sold Separately)			
3/4" x 1/2"	Polymer	104830001	3.56
1" x 3/4"	Polymer	104831001	4.62
1 1/4" x 1"	Polymer	104832001	6.97
1 1/2" x 1"	Polymer	104833001	8.58
1 1/2" x 1 1/4"	LF Brass	422233001	106.18
2" x 1"	LF Brass	317139001	87.76
2" x 1 1/4"	LF Brass	317140001	108.72
2" x 1 1/2"	LF Brass	317141001	123.17

Everloc+™ Elbows



SIZE	MATERIAL	STOCK NO	EACH
PEXa Sleeves (Sold Separately)			
1/2" x 1/2"	Polymer	104859001	2.00
5/8" x 5/8"	LF Brass	317163001	8.02
3/4" x 3/4"	Polymer	104860001	2.63
1" x 1"	Polymer	104861001	5.50
1 1/4" x 1 1/4"	Polymer	104862001	11.85
1 1/2" x 1 1/2"	Polymer	104863001	15.73
2" x 2"	Polymer	104864001	51.58

Everloc+™ Plugs



SIZE	MATERIAL	STOCK NO	EACH
PEXa Sleeves (Sold Separately)			
1/2"	Polymer	104856001	1.32
5/8"	LF Brass	317157001	12.89
3/4"	Polymer	104857001	2.08
1"	Polymer	104858001	2.77
1 1/4"	LF Brass	317158001	11.87
1 1/2"	LF Brass	317159001	20.90
2"	LF Brass	317160001	32.79

Everloc+™ Polymer Tees



SIZE	STOCK NO	EACH
Straight • PEXa Sleeves (Sold Separately)		
1/2" x 1/2" x 1/2"	104835001	2.03
3/4" x 3/4" x 3/4"	104836001	3.41
1" x 1" x 1"	104837001	6.19
1 1/4" x 1 1/4" x 1 1/4"	104838001	14.13
1 1/2" x 1 1/2" x 1 1/2"	104839001	19.74
2" x 2" x 2"	104840001	63.55
Run Reducing • PEXa Sleeves (Sold Separately)		
3/4" x 1/2" x 3/4"	104841001	3.41
1" x 3/4" x 1"	104842001	7.46
Branch Reducing • PEXa Sleeves (Sold Separately)		
3/4" x 3/4" x 1/2"	104844001	2.77
1" x 1" x 1/2"	104846001	5.68
1" x 1" x 3/4"	104845001	6.25
1 1/4" x 1 1/4" x 1"	104847001	12.93
1 1/2" x 1 1/2" x 1"	104848001	17.34
2" x 2" x 1"	104849001	52.44
Branch/Run Reducing • Sleeves (Sold Separately)		
3/4" x 1/2" x 1/2"	104851001	3.29
1" x 3/4" x 3/4"	104852001	6.04
1 1/4" x 1" x 1"	104853001	12.52
Bullhead • PEXa Sleeves (Sold Separately)		
1/2" x 1/2" x 3/4"	104854001	6.74
3/4" x 3/4" x 1"	104855001	10.06

Everloc+™ Lead Free Brass Tees



SIZE	STOCK NO	EACH
Run Reducing • PEXa Sleeves (Sold Separately)		
1 1/4" x 1" x 1 1/4"	317143001	62.29
1 1/2" x 1" x 1 1/2"	317144001	82.11
1 1/2" x 1 1/4" x 1 1/2"	317145001	85.54
2" x 1 1/4" x 2"	317146001	191.24
2" x 1 1/2" x 2"	317147001	193.12
Branch Reducing • PEXa Sleeves (Sold Separately)		
1 1/2" x 1 1/2" x 1 1/4"	317149001	90.67
2" x 2" x 1 1/4"	317150001	193.25
2" x 2" x 1 1/2"	317151001	198.79
Branch/Run Reducing • Sleeves (Sold Separately)		
1 1/2" x 1" x 1"	317152001	75.08
1 1/2" x 1 1/4" x 1"	317153001	82.70
1 1/2" x 1 1/4" x 1 1/4"	317154001	84.23
2" x 1 1/2" x 1"	317156001	190.48
2" x 1 1/2" x 1 1/4"	317161001	194.19
2" x 1 1/2" x 1 1/2"	317155001	191.99

Everloc+™ Manifolds



SIZE	STOCK NO	EACH
Closed-end • PEXa Sleeves (Sold Separately)		
3/4" inlet x (4) 1/2" Outlets	104868001	13.35
Flow-through • PEXa Sleeves (Sold Separately)		
3/4" x 3/4" in x (3) 1/2" Outs	104870001	10.72
3/4" x 3/4" in x (4) 1/2" Outs	104871001	13.35
Elbow Flow-through • Sleeves (Sold Separately)		
3/4" x 3/4" in x (3) 1/2" Outs	104872001	29.66
3/4" x 3/4" in x (4) 1/2" Outs	104873001	29.30

REHAU Everloc+ Fittings and Tools (18dr)

reha.com

Everloc+™ Adapters PEXa to MPT



Lead Free Brass • Sleeves (Sold Separately)

SIZE	STOCK NO	EACH
3/8" x 1/2" MPT	317174001	9.19
1/2" x 1/2" MPT	317171001	4.53
3/8" x 1/2" MPT	317175001	7.41
3/4" x 3/4" MPT	317172001	8.17
3/4" x 1" MPT	317177001	17.65
1" x 1" MPT	317178001	16.84
1 1/4" x 1 1/4" MPT	317179001	39.12
1 1/2" x 1 1/2" MPT	317180001	52.13
2" x 2" MPT	317181001	144.38

Everloc+™ Adapters PEXa to FPT



Lead Free Brass • Sleeves (Sold Separately)

SIZE	STOCK NO	EACH
1/2" x 1/2" FPT	317173001	9.35
3/4" x 3/4" FPT	317182001	10.49
1" x 1" FPT	317183001	22.77

Everloc+™ Adapters PEXa to Copper



Lead Free Brass • Sleeves (Sold Separately)

SIZE	STOCK NO	EACH
1/2" x 1/2" C Female	317184001	3.12
1/2" x 1/2" C Male or 3/8" C Fem.	317185001	3.16
3/4" x 3/4" C Male	317186001	6.69
3/4" x 3/4" C Female	317187001	7.10
3/4" x 1" C Female	317189001	14.19
1" x 1" C Male	317190001	12.83
1" x 1" C Female	317191001	11.75
1 1/4" x 1 1/4" C Male	317192001	28.38
1 1/4" x 1 1/4" C Female	317193001	32.02
1 1/2" x 1 1/2" C Male	317194001	46.58
1 1/2" x 1 1/2" C Female	317195001	49.05
2" x 2" C Male	317196001	130.19
2" x 2" C Female	317197001	130.19

Everloc+™ Closed-End Stub Out Ell



SIZE	STOCK NO	EACH
1/2" x 8"	418665001	12.02



Everloc+™ Elbows PEXa to Copper



Lead Free Brass • Sleeves (Sold Separately)

SIZE	STOCK NO	EACH
1/2" x 1/2" C Male or 3/8" C Fem.	317164001	10.65
1/2" x 1/2" C Female	317165001	12.27
3/4" x 3/4" C Male	317166001	26.87
3/4" x 3/4" C Female	317167001	26.87

Everloc+™ Elbows PEXa to FPT/MPT



Lead Free Brass • Sleeves (Sold Separately)

SIZE	STOCK NO	EACH
1/2" x 1/2" (Drop Ear) MPT	317168001	12.27
1/2" x 1/2" (Drop Ear) FPT	317170001	12.28
3/4" x 3/4" MPT	317169001	26.87

Everloc+™ Ball Valves



SIZE	STOCK NO	EACH
Straight Ball Valves • Sleeves (Sold Separately)		
1/2" Everloc+ x 1/2" C Female	418433001	17.30
1/2" x 1/2" Everloc+	418435001	20.31
1/2" x 3/8" Everloc+	418437001	13.79
3/4" x 3/4" Everloc+	418434001	31.19
Angle Ball Valves • Sleeves (Sold Separately)		
Includes 3/8" compression nut and ferrule		
1/2" Everloc+ x 3/8" Comp	418438001	13.58

Manifold Header Stock



24 Outlets

DESCRIPTION	STOCK NO	EACH
1" x 1/2" Copper	250810	210.26
1" x 3/4" Copper	250817	494.39


Steel Support Bends



Create 90° bends without fitting an elbow;
Snap support bend over Raupex pipe.

SIZE	STOCK NO	EACH
3/8, 1/2"	258408	3.46
3/4"	257249	6.43

Polymer Support Bends



Create 90° bends without fitting an elbow;
snap support bend over Raupex pipe;
with eye for mounting to a support or stud.

SIZE	STOCK NO	EACH
3/8, 1/2"	266207	4.25
3/4"	266227	5.75

Everloc+ Tools

Everloc+™ Tool Kits



- Includes:
- Power tool base unit
 - Expander adapter
 - (3) Expander heads
 - (3) Compression jaws
 - (2) 12V Li-ion batteries
 - 12V/20V Li-ion battery charger
 - Raucutter
 - Grease and cleaning brush
 - Operating instructions and Tool Case

INCLUDED SIZES	STOCK NO	EACH
1/2", 3/4" & 1"	105107003	907.50
1/4", 1/2" & 2"	105733002	5450.81

Everloc+™ Power Tool



- Includes:
- Quick-change Color Coded Expander Heads
 - Multi-position Color Coded Compression Jaws
 - 360° Rotation of Tool Housing
 - Removeable Expander Adapter
 - LED Light
 - 12v Battery

INCLUDED SIZES	STOCK NO	EACH
1/2", 3/4", 1"	105107001RENTAL	Call for Pricing
1/4", 1/2", 2"	105733002RENTAL	Call for Pricing

Everloc+™ Expander Heads



Additional sizes for 105107003 Tool Kit

SIZE	STOCK NO	EACH
3/8"	105073001	116.30
5/8"	105075001	116.30

Everloc+™ Compression Jaws



Additional sizes for 105107003 Tool Kit

SIZE	STOCK NO	EACH
3/8"	105083001	277.41
5/8"	105087001	274.76

REHAU F1960 Cold-Expansion Fittings ^(18dr)

rehau.com

F1960 Cold-Expansion Fittings

REHAU F1960 cold expansion fittings and rings are for use with REHAU UV shield PEXa pipes only.

The maximum temperature and pressure ratings of the REHAU F1960 fitting system is in accordance with ASTM F877 and CSA B137.5 for SDR9 PEX, see REHAU pipe product submittals for ratings. All REHAU F1960 fittings and rings comply with the lead-free (LF) requirements of the U.S. Safe Drinking Water Act.

F1960 PEX Rings

SIZE	STOCK NO	EACH
1/2"	499702001	.28
3/4"	499704001	.55
1"	499705001	1.17
1 1/4"	499706001	1.28
1 1/2"	499707001	1.70
2"	499708001	3.40

F1960 Polymer Couplings

SIZE	STOCK NO	EACH
1/2"	499709001	1.70
3/4"	499710001	2.07
1"	499711001	3.07
1 1/4"	499712001	8.16
1 1/2"	499714001	9.36
2"	499715001	37.97

Reducer Polymer Couplings

3/4" x 1/2"	499717001	3.65
1" x 1/2"	490319001	4.36
1" x 3/4"	499718001	4.74
1 1/4" x 3/4"	499721001	6.92
1 1/4" x 1"	499719001	7.24
1 1/2" x 1 1/4"	499723001	9.00
2" x 1 1/2"	499724001	29.71

F1960 Polymer Plugs

SIZE	STOCK NO	EACH
1/2"	499769001	1.35
3/4"	499771001	2.14
1"	499772001	2.84
1 1/4"	499773001	13.80
1 1/2"	499774001	21.45
2"	499775001	24.21



ProPEX® Expansion Tool Kits

Features a auto-rotating head for convenient one-handed operation with a compact right angle design for installing tubing in tight locations.

Includes:

- M18™ or M12™ ProPEX Expansion Tool
- ProPEX Expander Cone Grease
- XC High Cap. REDLITHIUM™ Battery
- Multi-Voltage Charger Included
- 3 ProPEX® Expansion Heads
- Durable Carrying Case

MODEL - HEAD SIZES	STOCK NO	EACH
M12 - 1/2, 3/4, & 1"	MIPROPEX	694.42
M18 - 1, 1 1/4, & 1 1/2"	MILAPROPEX	1144.78



F1960 Polymer Tees

SIZE	STOCK NO	EACH
1/2" x 1/2" x 1/2"	499728001	2.13
3/4" x 3/4" x 3/4"	499729001	3.50
1" x 1" x 1"	499730001	6.35
1 1/4" x 1 1/4" x 1 1/4"	499731001	14.66
1 1/2" x 1 1/2" x 1 1/2"	499732001	20.49
2" x 2" x 2"	499733001	65.96

Run Reducing Polymer Tees

3/4" x 1/2" x 3/4"	499734001	3.50
1" x 3/4" x 1"	499735001	7.65

Branch Reducing Polymer Tees

3/4" x 3/4" x 1/2"	499739001	2.84
1" x 1" x 1/2"	499741001	5.82
1" x 1" x 3/4"	499740001	6.41
1 1/4" x 1 1/4" x 1/2"	499744001	10.31
1 1/4" x 1 1/4" x 3/4"	499743001	13.13
1 1/4" x 1 1/4" x 1"	499742001	13.42
1 1/2" x 1 1/2" x 3/4"	499753001	17.48
1 1/2" x 1 1/2" x 1"	499746001	17.99
1 1/2" x 1 1/2" x 1 1/4"	499747001	18.51
2" x 2" x 1"	499752001	54.43
2" x 2" x 1 1/4"	499748001	57.49
2" x 2" x 1 1/2"	499749001	63.91

Branch/Run Reducing Polymer Tees

3/4" x 1/2" x 1/2"	499754001	3.38
1" x 3/4" x 3/4"	499755001	6.19

Bullhead Polymer Tees

1/2" x 1/2" x 3/4"	499767001	6.91
3/4" x 3/4" x 1"	499768001	10.31



F1960 Polymer Multi-port Tees

SIZE	STOCK NO	EACH
Closed-End		
3/4" inlet x (3) 1/2" Outlets	499826001	9.55
3/4" inlet x (4) 1/2" Outlets	499827001	13.84
3/4" inlet x (6) 1/2" Outlets	499828001	16.22
Flow-Through		
3/4" inlets x (2) 1/2" Outlets	499831001	8.24
3/4" inlets x (3) 1/2" Outlets	499832001	11.12
3/4" inlets x (4) 1/2" Outlets	499833001	13.84

(12)

Jomar

T-422G Valve

- Blow-out proof stem
- 100% leak tested
- Gland follower and single o-ring stem design
- Wetted surfaces less than .25% lead content

2 Piece • Standard Port • 400 WOG
Stainless Steel Ball and Stem

SIZE	STOCK NO	EACH
1/2"	127422G	10.79
3/4"	347422G	17.25
1"	17422G	27.18
1 1/4"	1147422G	40.48
1 1/2"	1127422G	61.10
2"	27422G	120.20

(24)

LegendPress No Lead F1960 Brass Adapters

SIZE	STOCK NO	EACH
Press to PEX		
1/2"	450863P	6.93
3/4"	450864P	10.39
1"	450865P	16.92



F1960 Elbows

SIZE	STOCK NO	EACH
Polymer PEX to PEX		
1/2" x 1/2"	499776001	2.10
3/4" x 1/2"	490318001	2.39
3/4" x 3/4"	499777001	2.70
1" x 1"	499778001	5.64
1 1/4" x 1 1/4"	499779001	12.29
1 1/2" x 1 1/2"	499780001	16.33
2" x 2"	499781001	53.53

LF Brass PEX to Copper Elbows

3/4" x 3/4" C Male	499784001	28.18
3/4" x 3/4" C Female	499785001	28.18

LF Brass PEX to FTP Drop Ear Elbows

1/2" x 1/2"	499789001	12.88
3/4" x 3/4"	499787001	28.29



F1960 Brass Adapters

SIZE	STOCK NO	EACH
PEX to Copper Male		
1/2" x 1/2"	499795001	3.18
1/2" x 3/4"	499790001	6.64
3/4" x 1/2"	499792001	13.61
3/4" x 3/4"	499796001	7.02
3/4" x 1"	499791001	14.70
1" x 1"	499799001	13.46
1 1/4" x 1 1/4"	499801001	29.78
1 1/2" x 1 1/2"	499803001	48.87
2" x 2"	499805001	136.58

PEX to Copper Female

1/2" x 1/2"	499794001	3.27
1/2" x 3/4"	499793001	6.72
3/4" x 3/4"	499797001	7.44
3/4" x 1"	499798001	14.89
1" x 1"	499800001	12.33
1 1/4" x 1 1/4"	499802001	33.60
1 1/2" x 1 1/2"	499804001	51.46
2" x 2"	499806001	136.58

PEX to MPT

1/2" x 1/2"	499807001	4.76
1/2" x 3/4"	499810001	12.45
3/4" x 3/4"	499808001	8.58
3/4" x 1"	499814001	18.51
1" x 3/4"	499809001	18.60
1" x 1"	499815001	17.67
1 1/4" x 1 1/4"	499816001	41.04
1 1/2" x 1 1/2"	499817001	54.70
2" x 2"	499818001	151.47

PEX to FPT


1/2" x 1/2"	499821001	9.81
1/2" x 3/4"	499819001	16.38
3/4" x 3/4"	499822001	11.00
3/4" x 1"	499820001	34.89
1" x 1"	499823001	23.89
1 1/4" x 1 1/4"	499863001	43.63
1 1/2" x 1 1/2"	499864001	94.51
2" x 2"	499866001	193.55



(18)

Press Copper Stub Outs

PRESS SIZE X LENGTH TO CRUVE X LENGTH OUT	STOCK NO	EACH
1/2" F1960 x 4" x 8"	SC630WG248	9.11
1/2" F1960 x 4" x 12"	SC630WG2412	14.03
Straight Press x Copper Sweat • LESS wall plate		
1/2 F1960 x 8" SWT	SC638WG208	9.43
1/2 F1960 x 15" SWT	SC638WG215	17.69



ViegaPEX Ultra Tubing

ViegaPEX tubing is manufactured to ASTM F876 & F877 standards and meets certifications of NSF 14 & 61. The flexibility of the tubing reduces installation time and fitting quantities.

SIZE X LENGTH	STOCK NO	EACH
1/2"x20'	ST12X20PEXCCEL	8.77
1/2"x100'	ST12X100PEXCCEL	40.59
1/2"x300'	ST12X300PEXCCEL	121.76
3/4"x20'	ST34X20PEXCCEL	15.92
3/4"x100'	ST34X100PEXCCEL	73.64
3/4"x300'	ST34X300PEXCCEL	220.91
1"x20'	ST1X20PEXCCEL	27.29
1"x100'	ST1X100PEXCCEL	126.31
1 1/4"x20'	ST114X20PEXCCEL	43.77
1 1/4"x100'	ST114X100PEXCCEL	202.56
1 1/2"x100'	ST112X100PEXCCEL	270.40
2"x20'	ST2X20PEXCCEL	150.20
PureFlow PEX tubing (White)		
1 1/2"x20'	ST112X20WPEX	77.87
2"x100'	ST2X100WPEX	704.00



Red/Blue ViegaPEX Ultra Tubing

ViegaPEX tubing is manufactured to ASTM F876 & F877 standards and meets certifications of NSF 14 & 61. The flexibility of the tubing reduces installation time and fitting quantities.

SIZE X LENGTH	COLOR	STOCK NO	EACH
1/2" Pexcel			
1/2"x20'	Red	ST12X20RPEX	7.47
1/2"x20'	Blue	ST12X20BPEX	7.47
1/2"x100'	Red	ST12X100RPEX	37.33
1/2"x100'	Blue	ST12X100BPEX	37.33
1/2"x300'	Red	ST12X300RPEX	112.00
1/2"x300'	Blue	ST12X300BPEX	112.00
3/4" Pexcel			
3/4"x20'	Red	ST34X20RPEX	13.87
3/4"x20'	Blue	ST34X20BPEX	13.87
3/4"x100'	Red	ST34X100RPEX	69.34
3/4"x100'	Blue	ST34X100BPEX	69.34
3/4"x300'	Red	ST34X300RPEX	208.00
3/4"x300'	Blue	ST34X300BPEX	208.00
1" Pexcel			
1"x20'	Red	ST1X20RPEX	28.44
1"x20'	Blue	ST1X20BPEX	28.44

(00d)

White Viega Ice Maker Tubing


1/4" I.D. x 100' White Tube.

STOCK NO	EACH
PX1C1	44.45



Plastic Press Manifolds

OUTLETS	STOCK NO	EACH
Closed		
6	PL1X12X6COUMA	38.24
Flow Through		
6	PL1X12X6OUMA	40.28
8	PL1X12X8OUMA	50.34



(18)

PEX Pipe Reinforcement

Self-gripping – Snap-on effect
Keeps plastic pipe straight.
Reinforcement fits inside insulation.

SIZE (CTS X LENGTH)	STOCK NO	EACH
1/2"x9'	PSU050	12.35
3/4"x9'	PSU075	13.80
1"x9'	PSU100	14.33
1 1/4"x9'	PSU125	18.40
1 1/2"x9'	PSU150	20.28
2"x9'	PSU200	23.55



(40)

ProPEX Tubing Cutter

48-22-4200
Features a replaceable V-shaped, double ground steel blade. Cuts up to 1" rubber & plastic tubing and PEX-a tubing.

STOCK NO	EACH
MIPEXTUCU	32.34
Replacement BLADE 48-22-4201	
MIPEXTUCUBL	8.41



RIIFO PEX-b Tubing White Sticks

RIIFO PEX-b tubing is made of cross-linked polyethylene, utilizing the production method of silane cross-linking that provides superior chemical and mechanical performance. Meets the standard of CSA B137.5, ASTM E84, ASTM 876 and ASTM 877.

SIZE X LENGTH	STOCK NO	EACH
1/2" x 20'	RI12X20WPEX	6.62
3/4" x 20'	RI34X20WPEX	12.01
1" x 20'	RI1X20WPEX	19.61
1 1/4" x 20'	RI114X20WPEX	48.97
1 1/2" x 20'	RI112X20WPEX	69.32
2" x 20'	RI2X20WPEX	122.86

Press Poly Adapter

Poly x PEX with sleeve
Does not include ring for polybutylene connection

SIZE	STOCK NO	EACH
1/2"	ST12PRPBADWS	6.63
3/4"	ST34PRPBADWS	10.77



Press Couplings

PEX x PEX with sleeve

SIZE	STOCK NO	EACH
5/16"	ST516PRCOWS	5.39
1/2"	ST12PRCOWS	3.64
3/4"	ST34PRCOWS	5.65
1/2" x 3/4"	ST12X34PRCOWS	6.73
3/4" x 1"	ST34X1PRCOWS	8.51
1"	ST1PRCOWS	11.88
1" x 1 1/4"	ST1X114PRCOWS	17.38
1" x 1 1/2"	ST1X112PRCOWS	22.42
1 1/4"	ST114PRCOWS	21.43
1 1/2"	ST112PRCOWS	27.93



Press Sleeves

SIZE	STOCK NO	EACH
1/2"	ST12PRSL	.38
3/4"	ST34PRSL	.65
1"	ST1PRSL	.96



Compression Insert


SIZE	STOCK NO	EACH
1/2"	ST12COIN	.79



Press Tees

with sleeve

SIZE	STOCK NO	EACH
1/2"	ST12PRTWS	7.12
3/4"	ST34PRTWS	10.49
1"	ST1PRTWS	21.43




PEX Press Tailpeice

PEX x Female BSP Tailpeice

SIZE	STOCK NO	EACH
3/4" x 1"	ST34X1PRTWWS	14.74
1" x 1 1/4"	ST1X114PRTWWS	17.97



See Page 723 for FrostapeX Tubing



Press Reducing Tees

with sleeve

SIZE	STOCK NO	EACH
1/2 x 3/4"	ST12X34PRTWS	11.09
3/4 x 1/2"	ST34X12PRTWS	10.33
1 x 3/4"	ST1X34PRTWS	21.29
3/4 x 1/2 x 1/2"	ST34X12X12PRTWS	11.21
3/4 x 1/2 x 3/4"	ST34X12X34PRTWS	10.79
1 x 1/2 x 1/2"	ST1X12X12PRTWS	29.55
1 x 1/2 x 1"	ST1X12X1PRTWS	36.62
1 x 1 x 1/2"	ST1X1X12PRTWS	21.47
1 x 3/4 x 3/4"	ST1X34X34PRTWS	20.77
1 x 3/4 x 1"	ST1X34X1PRTWS	23.27
1 1/4 x 3/4"	ST114X34PRTWS	48.89



Press Elbow

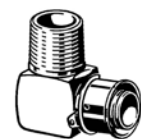
SIZE	STOCK NO	EACH
Copper Sweat x Press Elbow with sleeve		
1/2"	ST12PRCOELWS	19.61
3/4"	ST34PRCOELWS	17.09
Copper Fitting x Press Elbow with sleeve		
1/2"	ST12PRCOFIELWS	15.65
3/4"	ST34PRCOFIELWS	28.30



Press Elbows

with sleeve

SIZE	STOCK NO	EACH
1/2"	ST12PRELWS	5.44
3/4"	ST34PRELWS	8.21
1"	ST1PRELWS	19.77
1 1/4"	ST114PRELWS	29.12
1 1/2"	ST112PRELWS	39.81



Press x Male NPT Elbows

with sleeve

SIZE	STOCK NO	EACH
1/2 x 1/2"	ST12PRMALWS	10.56
1/2 x 3/4"	ST12X34PRMALWS	19.99
3/4 x 3/4"	ST34PRMALWS	11.54
3/4 x 1"	ST34X1PRMALWS	33.82
1 x 1"	ST1PRMALWS	33.34



Male NPT Adapters

Press x Male NPT with sleeve

SIZE	STOCK NO	EACH
1/2 x 1/2"	ST12PRMAADWS	3.71
1/2 x 3/4"	ST12X34PRMAADWS	8.00
3/4 x 3/4"	ST34PRMAADWS	5.20
3/4 x 1/2"	ST34X12PRMAADWS	5.97
3/4 x 1"	ST34X1PRMAADWS	11.68
1 x 3/4"	ST1X34PRMAADWS	12.40
1 x 1"	ST1PRMAADWS	8.92
1 1/4"	ST114PRMAADWS	31.01
1 1/2"	ST112PRMAADWS	38.00
2 x 2"	ST2PRMAADWS	108.15



Female NPT Adapters

Press x Female NPT with sleeve

SIZE	STOCK NO	EACH
1/2 x 1/2"	ST12PRFEADWS	5.54
1/2 x 3/4"	ST12X34PRFEADWS	10.86
3/4 x 3/4"	ST34X34PRFEADWS	7.67
1 x 3/4"	ST1X34PRFEADWS	14.37
1 x 1"	ST1PRFEADWS	13.42



Tubing Adapters

Press x Copper Sweat with sleeve

SIZE	STOCK NO	EACH
1/2 x 1/2"	ST12COADWS	2.88
1/2 x 3/4"	ST12X34COADWS	6.86
3/4 x 1/2"	ST34X12COADWS	10.01
3/4 x 3/4"	ST34COADWS	4.46
3/4 x 1"	ST34X1COADWS	21.13
1 x 1"	ST1COADWS	9.77
1 1/4" x 1 1/4"	ST114COADWS	20.70
1 1/2" x 1 1/2"	ST112COADWS	32.45
2 x 2"	ST2COADWS	99.17



Fitting Adapters

Press x Copper Fitting with sleeve

SIZE	STOCK NO	EACH
1/2 x 1/2"	ST12COFIADWS	3.53
1/2 x 3/4"	ST12X34COFIADWS	6.14
3/4 x 1/2"	ST34X12COFIADWS	6.30
3/4 x 3/4"	ST34COFIADWS	5.13
3/4 x 1"	ST34X1COFIADWS	8.24
1 x 1"	ST1COFIADWS	9.67



Press Adapters

Copper x PEX with sleeve

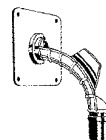
SIZE (PRESS X PEX)	STOCK NO	EACH
1/2"	ST12PPPAWS	4.15
3/4"	ST34PPPAWS	7.31
1"	ST1PPPAWS	12.18
3/4 x 1/2"	ST34X12PPPAWS	12.24
1/2 x 3/4"	ST12X34PPPAWS	8.07
1 x 3/4"	ST1X34PPPAWS	10.54
1 1/4"	ST114PPPAWS	18.90
1 1/2"	ST112PPPAWS	25.47
2"	ST2PPPAWS	52.46



Press Drop Ear Elbows

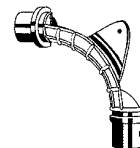
PEX x FNPT

SIZE	STOCK NO	EACH
1/2 x 1/2"	ST12PRDREALWS	10.69
3/4 x 3/4"	ST34PRDREALWS	16.51



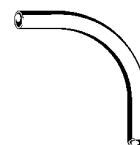
Drop Ear Bend Support

SIZE	STOCK NO	EACH
1/2"	ST12DOEABESU	1.87



Plastic Bend Supports

SIZE	STOCK NO	EACH
1/2"	ST12PLBESU	1.99
5/8 & 3/4"	ST5834PLBESU	2.64
1"	ST1PLBESU	5.67



Plastic Bend Supports for Slab

SIZE	STOCK NO	EACH
1/2"	ST12PLBESUSL	4.10
5/8 & 3/4"	ST5834PLBESUSL	4.74



Chrome Sleeve

52 520

SIZE	STOCK NO	EACH
1/2" x 3 1/2"	ST12SL	2.98



PEX Press Tee

- Smart Connect feature, Zero Lead
- For fire sprinkler systems
- Polymer, Includes Mounting bracket
- Press connection, female pipe thread
- For use with black ViegaPEX Ultra only

SIZE	STOCK NO	EACH
1 x 1 x 1/2"	ST1X1X12FSTWS	26.03

viega.com/en

Press Copper Tub Ell With Sleeve



SIZE	STOCK NO	EACH
1/2"	ST12PRCOTULWS	10.21

Press Copper Stub Out WITH SLEEVE

SIZE	STOCK NO	EACH
3/4"	ST34PRCOSTOUWS	21.65



Press 1/4 Turn Stop Valves

STOCK NO	EACH
No. 2842.4ZL Angle ST12X38PRANQSTVAWS	12.09
No. 2842.3ZL Straight ST12X38PRSTQSTVAWS	12.17



Press Ball Valves PEX to PEX With Sleeves

SIZE	STOCK NO	EACH
1/2"	ST12PRBAVAWS	16.04
3/4"	ST34PRBAVAWS	21.35

Stub Out Brackets

14 Gauge Flat Galvanized Stud Bracket

SIZE	STOCK NO	EACH
2" x 20"	SC521318	3.93



Strong Arm

Twisted bracket with PEX Bend Block

LOCK BLOCKS	STOCK NO	EACH
For use with 16" stud bays		
1	SC525161PB	6.07
2	SC525162PB	7.27
For use with 24" stud bays		
1	SC525241PB	6.79
2	SC525242PB	7.95

PEX Elbow

SIZE	STOCK NO	EACH
1/2"	SC525P2	1.32

Copper Stub Out

SIZE X LENGTH TO CRUVE X LENGTH OUT	STOCK NO	EACH
1/2" SWT x 5" x 7"	SC61357PK	6.25

Press Copper Stub Out

PRESS SIZE X LENGTH TO CRUVE X LENGTH OUT	STOCK NO	EACH
1/2" F2080 x 4" x 8"	SC630VG248	11.10

Press x Copper Straight Stub Outs PEX x Copper Sweat • With wall plate

SIZE	STOCK NO	EACH
1/2" F3347 x 8" SWT	SC638VG208E4	12.67
1/2" F3347 x 18" SWT	SC638VG218E4	16.95

PowerPEX Female Sweat Copper Adapters

SIZE	STOCK NO	EACH
1" x 1"	SC644X4	3.72

Sioux Chief (18)
siouxchief.com

Full Port PEX Press Ball Valves PEX to PEX with Sleeves for Viega

SIZE	STOCK NO	EACH
1/2"	SC648VG2FP	36.89
3/4"	SC648VG3FP	56.44
1"	SC648VG4FP	93.86

PowerPEX Brass Ball Valves PEX to PEX • ASTM F1807

SIZE	STOCK NO	EACH
1/2"	SC648XG2	9.12
3/4"	SC648XG3	13.78
1"	SC648XG4	24.32

Press Adapter CPVC x PEX Press

SIZE	STOCK NO	EACH
1/2"	SC645VGC2	9.68
3/4"	SC645VGC3	17.80
1"	SC645VGC4	29.32

PowerPEX Brass Tee PEX x PEX x PEX Press • ASTM F1807

SIZE	STOCK NO	EACH
1/2" x 1/2" x 1/2"	SC641XG222	1.93

PowerPEX Brass Straight Male Adapters PEX x MIP • ASTM F1807

SIZE	STOCK NO	EACH
1/2" x 1/2"	SC646XG2	2.12
3/4" x 1"	SC646XG43	5.21

PowerPEX Brass Straight Female Adapters PEX x FIP • ASTM F1807

SIZE	STOCK NO	EACH
3/4" x 3/4"	SC647XG3	3.53

Milwaukee Tool ⁽⁴⁰⁾

milwaukeetool.com



M18™ Short Throw Press Tool Kit with Viega PureFlow™ Jaws

Designed for one handed use the M18™ Short Throw Press Tool is the fastest press, pressing 40% faster than the competition providing the fastest, effortless installs from branch to fixture.

Includes:

- (2) M18™ REDLITHIUM™ 2.0 Compact Batteries
- M18™ & M12™ Multi-Voltage Charger.
- M18™ 1/2", 3/4" & 1" Viega PureFlow™ Jaws.
- Durable Carrying Case

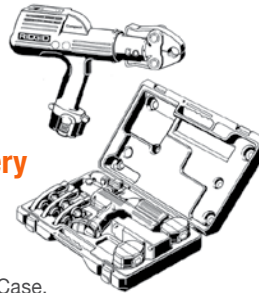
For PEX Jaws ONLY!

SIZE	STOCK NO	EACH
1/2, 3/4, & 1"	MIPRESSPEXTO	870.00

Compact Battery Press Tool

Includes:

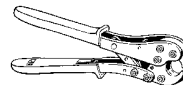
- (2) batteries.
- Charger.
- Durable Carrying Case.



SIZE	STOCK NO	EACH
1/2, 3/4, & 1"	STPRTO	2593.88

Press Tool

With it's ratcheting design, the Press tool ensures a perfect connection every time. Tool cannot be opened until the fitting has been properly pressed.



SIZE	STOCK NO	EACH
1/2"	ST12PRTO	240.48
3/4"	ST34PRTO	237.39
1"	ST1PRTO	355.66

Viega Pex Press Starter Tool Kit

Includes:

- Tube Cutter for 1" Max.
- 1/2" Yellow Handle PEX Press.
- 3/4" Blue Handle PEX Press.
- Durable Carrying Case.



STOCK NO	EACH
STSTTOSE	505.04

Compact Viega PEX Jaws



SIZE	STOCK NO	EACH
1/2"	ST12COJA	188.84
3/4"	ST34COJA	188.84
1"	ST1COJA	188.84
1 1/4"	ST114COJA	237.85
1 1/2"	ST112COJA	299.98

Viega PEX Jaws

For ProPress 320-E/330 • For PEX Pipe ONLY!

SIZE	STOCK NO	EACH
1/2"	ST12JA	253.70
3/4"	ST34JA	253.70
1"	ST1JA	253.70
1 1/4"	ST114JA	260.32
1 1/2"	ST112JA	379.90
2"	ST2JA	379.90

**For ProPress Jaws
see page 1112**



90° Plastic Press Elbows

With Smart Connect Feature

SIZE	STOCK NO	EACH
1/2"	PL12PRELWS	2.25
3/4"	PL34PRELWS	2.55
1"	PL1PRELWS	5.09
1 1/4"	PL114PRELWS	13.44
1 1/2"	PL112PRELWS	16.57
2"	PL2PRELWS	58.83



45° Plastic Press Elbows

With Smart Connect Feature

SIZE	STOCK NO	EACH
1 1/2"	PL112PR45LWS	32.73
2"	PL2PR45LWS	54.77



Plastic Press Tees

With Smart Connect Feature

SIZE	STOCK NO	EACH
1/2"	PL12PRTWS	2.02
3/4"	PL34PRTWS	3.64
1"	PL1PRTWS	7.48
1 1/4"	PL114PRTWS	16.11
1 1/2"	PL112PRTWS	21.69
2"	PL2PRTWS	71.90



Plastic Press Reducing Tees

With Smart Connect Feature

SIZE	STOCK NO	EACH
1/2 x 3/4"	PL12X34PRTWS	5.99
3/4 x 1/2"	PL34X12PRTWS	3.27
1 x 1/2"	PL1X12PRTWS	5.57
1 x 3/4"	PL1X34PRTWS	6.32
1 1/4 x 3/4"	PL114X34PRTWS	11.86
1 1/4 x 1"	PL114X1PRTWS	13.46
1 1/2 x 3/4"	PL112X34PRTWS	19.31
1 1/2 x 1"	PL112X1PRTWS	20.18
1 1/2 x 1 1/4"	PL112X114PRTWS	20.80
2 x 3/4"	PL2X34PRTWS	57.23
2 x 1"	PL2X1PRTWS	59.74
2 x 1 1/4"	PL2X114PRTWS	61.36
2 x 1 1/2"	PL2X112PRTWS	68.38
3/4 x 1/2 x 1/2"	PL34X12X12PRTWS	3.17
3/4 x 1/2 x 3/4"	PL34X12X34PRTWS	3.52
1 x 1/2 x 1/2"	PL1X12X12PRTWS	6.16
1 x 1/2 x 1"	PL1X12X1PRTWS	7.51
1 x 3/4 x 1/2"	PL1X34X12PRTWS	6.21
1 x 3/4 x 3/4"	PL1X34X34PRTWS	6.56
1 x 3/4 x 1"	PL1X34X1PRTWS	6.66
1 1/4 x 1 x 3/4"	PL114X1X34PRTWS	14.71
1 1/4 x 1 x 1"	PL114X1X1PRTWS	11.99
1 1/2 x 1 x 3/4"	PL112X1X34PRTWS	22.28
1 1/2 x 1 x 1"	PL112X1X1PRTWS	18.35
1 1/2 x 1 1/4 x 3/4"	PL112X114X34PRTWS	20.14
2 x 1 1/2 x 3/4"	PL2X112X34PRTWS	45.15
2 x 1 1/2 x 1"	PL2X112X1PRTWS	55.68
2 x 1 1/2 x 1 1/4"	PL2X112X114PRTWS	60.60
2 x 1 1/2 x 1 1/2"	PL2X112X112PRTWS	63.38



Plastic Press Couplings

With Smart Connect Feature

SIZE	STOCK NO	EACH
1/2"	PL12PRCOWS	1.46
3/4"	PL34PRCOWS	2.31
1/2 x 3/4"	PL12X34PRCOWS	2.85
3/4 x 1"	PL34X1PRCOWS	4.24
1"	PL1PRCOWS	3.85
1" x 1 1/4"	PL1X114PRCOWS	8.56
1 1/4"	PL114PRCOWS	10.34
1 1/4 x 3/4"	PL114X34PRCOWS	9.63
1 1/2"	PL112PRCOWS	13.63
1 1/2 x 1 1/4"	PL112X114PRCOWS	13.04
2"	PL2PRCOWS	41.24
2 x 1 1/2"	PL2X112PRCOWS	37.58



Press Test Plugs

With Smart Connect Feature

SIZE	STOCK NO	EACH
1/2"	PL12PRPLWS	1.22
3/4"	PL34PRPLWS	1.74
1"	PL1PRPLWS	2.66
1 1/4"	PL114PRPLWS	10.63
1 1/2"	PL112PRPLWS	15.24
2"	PL2PRPLWS	26.03



Press Sleeves

Only for Viega Press polymer fittings

SIZE	STOCK NO	EACH
1/2"	PL12PRSL	.77
3/4"	PL34PRSL	1.22
1"	PL1PRSL	1.52

EvoPEX Tubing and Fittings ^(18f)

sharkbite.com

SharkBite® PEX Tubing

160 PSI @ 33°-73° F.

A cross-linked polyethylene pipe for a range of residential and commercial plumbing applications. This pipe is approved for all potable water systems. SharkBite PEX is approved for crimp, clamp or push-to-connect plumbing systems. The pipe comes with a repeating SharkBite imprinted pattern which serves as a visual aid to determine if the tube has been inserted correctly into SharkBite Push-to-Connect fittings. This feature only works if the tubing is cut between the SharkBite imprint pattern.



White Pex Pipe Coils

- One month UV resistance
- Highest-rated chlorine resistance
- Freeze Resistant (Not freeze-proof)
- Burial, Fire Suppression, & Plenum approved
- 25 Year Warranty

SIZE X LENGTH	STOCK NO	EACH
1/2" x 100'	12X100EVOPEX	36.46
3/4" x 100'	34X100EVOPEX	64.68
1" x 100'	1X100EVOPEX	114.07
3/4" x 500'	34X500EVOPEX	323.40
1" x 500'	1X500EVOPEX	570.36
1/2" x 1000'	12X1000EVOPEX	341.60

White Pex Pipe Straight Lengths

- Highest-rated chlorine resistance
- One month UV resistance
- Freeze Resistant (Not freeze-proof)
- Burial, Fire Suppression, & Plenum approved
- 25 Year Warranty

SIZE X LENGTH	STOCK NO	EACH
1/2" x 20'	12X20EVOPEX	7.85
3/4" x 20'	34X20EVOPEX	13.92
1" x 20'	1X20EVOPEX	24.55

EvoPEX™ Angle Stop

1/4-turn full-port brass ball valve

SIZE	STOCK NO	EACH
1/2" x 3/8" Comp.	K23036	8.40

EvoPEX™ Straight Stop

1/4-turn full-port brass ball valve

SIZE	STOCK NO	EACH
1/2" x 3/8" Comp.	K23037	8.40

SharkBite® EvoPEX™ Fittings

160 PSI @ 73.4° F.

SharkBite EvoPEX fittings are for use in hot and cold domestic water systems, as well as radiant heating/cooling systems. SharkBite EvoPEX fittings are intended to be installed with SharkBite PEX pipe as a holistic system.

Instant push-to-connect ends for quick installation, immediate testing, and ease of use:

ID pipe seal, permanent connection, visual indicator to confirm connection, no tools, solder, clamps, rings, unions, or glue required.

EvoPEX™ Couplings

SIZE	STOCK NO	EACH
1/2" x 1/2"	12EPC	2.92
3/4" x 3/4"	34EPC	3.38
1" x 1"	1EPC	6.48

EvoPEX™ Reducing Couplings

SIZE	STOCK NO	EACH
3/4" x 1/2"	34X12EPC	3.27
1" x 3/4"	1x34EPC	5.43

EvoPEX™ Female Connectors

PEX to F-NPT Connection

SIZE	STOCK NO	EACH
1/2" x 1/2"	12EPFC	5.60
3/4" x 3/4"	34EPFC	6.88
1" x 1"	1EPFC	12.60

EvoPEX™ Male Connectors

PEX to M-NPT Connection

SIZE	STOCK NO	EACH
1/2" x 1/2"	12EPMC	5.60
3/4" x 3/4"	34EPMC	6.88
1" x 1"	1EPMC	12.60

EvoPEX™ End Caps

SIZE	STOCK NO	EACH
1/2"	12EPEC	1.28
3/4"	34EPEC	2.92
1"	1EPEC	5.60

EvoPEX™ Elbows

SIZE	STOCK NO	EACH
1/2" x 1/2"	12EPL	3.85
3/4" x 3/4"	34EPL	4.61
1" x 1"	1EPL	8.40

EvoPEX™ Male Elbow

PEX to M-NPT Connection

SIZE	STOCK NO	EACH
1/2" x 1/2"	12EPMAL	5.95

EvoPEX™ Drop Ear Elbow

PEX to F-NPT Connection

SIZE	STOCK NO	EACH
1/2" x 1/2"	12EPDEL	5.72

EvoPEX™ Tees


SIZE	STOCK NO	EACH
1/2" x 1/2" x 1/2"	12EPT	4.20
3/4" x 3/4" x 3/4"	34EPT	5.02
1" x 1" x 1"	1EPT	9.63

EvoPEX™ Reducing Tees

SIZE	STOCK NO	EACH
1/2" x 1/2" x 3/4"	12X34EPT	5.25
3/4" x 3/4" x 1/2"	34X12EPT	5.25
3/4" x 3/4" x 1"	34X1EPT	9.98
1" x 3/4" x 3/4"	1X34X34EPT	9.98
1" x 1" x 1/2"	1X1X12EPT	9.98
1" x 1" x 3/4"	1X1X34EPT	9.98
1" x 3/4" x 1"	1X34X1EPT	9.98
1" x 3/4" x 1/2"	1X34X12EPT	9.98
3/4" x 1/2" x 3/4"	34X12X34EPT	5.25
3/4" x 1/2" x 1/2"	34X12X12EPT	5.25

CPVC GTS Pipe and Fittings ⁽⁰⁸⁾

spears.com



(08a)

CPVC-HC

Hot and Cold Water Pipe

NSF approval for drinking water use.

NOM. O.D.	WALL THICKNESS	LBS. PER 100'	STOCK NO	PRICE PER FOOT
10 foot lengths				
.625	.068	8.22	12X10CPVC	.65
.875	.080	13.87	34X10CPVC	1.14
1.125	.102	22.68	1X10CPVC	2.38
1.375	.125	34.00	114X10CPVC	4.08
1.625	.148	47.60	112X10CPVC	5.79
2.125	.193	81.11	2X10CPVC	9.40
20 foot lengths				
.625	.068	8.22	12X20CPVC	.65
.875	.080	13.87	34X20CPVC	1.14
1.125	.102	22.68	1X20CPVC	2.38
1.375	.125	34.00	114X20CPVC	4.08
1.625	.148	47.60	112X20CPVC	5.79
2.125	.193	81.11	2X20CPVC	9.40

cresline.com



90° Elbow

Slip x Slip

SIZE	STOCK NO	EACH
1/2"	12CPVCL	.37
3/4"	34CPVCL	.74
1"	1CPVCL	1.97
1 1/4"	114CPVCL	3.06
1 1/2"	112CPVCL	5.55
2"	2CPVCL	10.68



90° Street Elbow

Spigot x Slip

SIZE	STOCK NO	EACH
1/2"	12CPVCSL	.58
3/4"	34CPVCSL	.89
1"	1CPVCSL	3.28



45° Elbow

Slip x Slip

SIZE	STOCK NO	EACH
1/2"	12CPVC45L	.52
3/4"	34CPVC45L	.87
1"	1CPVC45L	1.88
1 1/4"	114CPVC45L	3.59
1 1/2"	112CPVC45L	5.17
2"	2CPVC45L	10.24

45° Street Elbow

Slip x Slip

SIZE	STOCK NO	EACH
1/2"	12CPVCS45L	.95
3/4"	34CPVCS45L	1.24
1"	1CPVCS45L	3.66



Drop Ear Elbow

Slip x Slip

SIZE	STOCK NO	EACH
1/2"	12CPVCDEL	2.21



Brass Drop Ear Elbow

FPT x Slip

SIZE	STOCK NO	EACH
1/2"	12CPVCBDEL	8.42



Tee

Slip x Slip x Slip

SIZE	STOCK NO	EACH
1/2"	12CPVCT	.54
3/4"	34CPVCT	1.01
1"	1CPVCT	4.24
1 1/4"	114CPVCT	6.13
1 1/2"	112CPVCT	8.31
2"	2CPVCT	13.70

Reducing Tee

3/4 x 1/2"	34X12CPVCT	1.01
3/4 x 1/2 x 3/4"	34X12X34CPVCT	1.07
3/4 x 1/2 x 1/2"	34X12X12CPVCT	.96
3/4 x 3/4 x 1"	34X34X1CPVCT	10.77
1 x 1/2"	1X12CPVCT	5.55
1 x 3/4"	1X34CPVCT	5.27
1 x 3/4 x 3/4"	1X34X34CPVCT	10.85
1 1/4 x 3/4"	114X34CPVCT	12.04
1 1/4 x 1"	114X1CPVCT	12.08
1 1/4 x 1 x 1"	114X1X1CPVCT	14.49
1 1/2 x 3/4"	112X34CPVCT	10.20
1 1/2 x 1"	112X1CPVCT	9.11
2 x 3/4"	2X34CPVCT	13.66
2 x 1"	2X1CPVCT	13.79



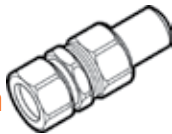
Coupling

Slip x Slip

SIZE	STOCK NO	EACH
1/2"	12CPVCC	.41
3/4"	34CPVCC	.54
1"	1CPVCC	1.62
1 1/4"	114CPVCC	2.01
1 1/2"	112CPVCC	2.81
2"	2CPVCC	5.73
3/4 x 1/2"	34X12CPVCC	.71
1" x 3/4"	1X34CPVCC	4.30

CPVC CTS Pipe and Fittings ⁽⁰⁸⁾

spears.com



Brass Transition Union

Compression x Slip

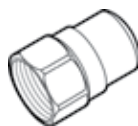
SIZE	STOCK NO	EACH
1/2"	12CPVCCU	17.54



Brass Transition Union

MPT x Slip

SIZE	STOCK NO	EACH
1/2"	12CPVCMU	16.30



Brass Transition Union

FPT x Slip

SIZE	STOCK NO	EACH
1/2"	12CPVCFU	14.65
3/4"	34CPVCFU	29.63



Reducer Bushing

Spigot x Slip

SIZE	STOCK NO	EACH
3/4 x 1/2"	34X12CPVCB	.54
1 x 1/2"	1X12CPVCB	1.26
1 x 3/4"	1X34CPVCB	1.26
1 1/4 x 1/2"	114X12CPVCB	1.66
1 1/4 x 3/4"	114X34CPVCB	1.66
1 1/4 x 1"	114X1CPVCB	1.45
1 1/2 x 1/2"	112X12CPVCB	2.01
1 1/2 x 3/4"	112X34CPVCB	2.23
1 1/2 x 1"	112X1CPVCB	2.32
1 1/2 x 1 1/4"	112X114CPVCB	2.05
2 x 1/2"	2X12CPVCB	4.68
2 x 3/4"	2X34CPVCB	4.68
2 x 1"	2X1CPVCB	4.68
2 x 1 1/4"	2X114CPVCB	4.68
2 x 1 1/2"	2X112CPVCB	4.68



(02)

Tub/Shower Pressure Connector

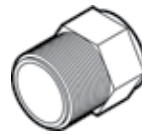
SIZE	STOCK NO	EACH
CPVC x MSWT		
1/2"	SC632C263	5.17
CPVC to Copper Transition Socket		
3/4"	SC630C348	14.42



(02)

Male Sweat Adapter

SIZE	STOCK NO	EACH
CPVC x MSWT		
1/2"	SC643C211	7.43
3/4"	SC643C311	14.17
1"	SC643C418	31.14



Male Adapter

SIZE	STOCK NO	EACH
Slip x Stainless Steel MPT		
1/2"	12CPVCBMA	6.08
3/4"	34CPVCBMA	8.98
1"	1CPVCBMA	14.54
1 1/4"	114CPVCBMA	34.38
1 1/2"	112CPVCBMA	57.18
2"	2CPVCBMA	63.46
Slip x Plastic MPT		
1/2"	12CPVCMA	.52
3/4"	34CPVCMA	.81



Female Adapter

SIZE	STOCK NO	EACH
Slip x Stainless Steel FPT		
1/2"	12CPVCBFA	6.08
3/4"	34CPVCBFA	8.98
1"	1CPVCBFA	14.54
1 1/4"	114CPVCBFA	34.38
1 1/2"	112CPVCBFA	57.18
2"	2CPVCBFA	63.46
Slip x Plastic with Reinforced Stainless Steel FPT		
1/2"	12CPVCFA	7.01
3/4"	34CPVCFA	7.71



Cap

SIZE	STOCK NO	EACH
Slip		
1/2"	12CPVCCAP	.40
3/4"	34CPVCCAP	.57
1"	1CPVCCAP	1.31
1 1/4"	114CPVCCAP	2.02
1 1/2"	112CPVCCAP	3.20
2"	2CPVCCAP	5.38



Globe Stop Valve

Slip x Slip

SIZE	STOCK NO	EACH
1/2"	12CPVCVL	3.24
3/4"	34CPVCVL	4.80



Ball Stop Valve

Slip x Slip

SIZE	STOCK NO	EACH
1/2"	12CPVCBV	14.01
3/4"	34CPVCBV	18.04
1"	1CPVCBV	20.94
1 1/4"	114CPVCBV	32.78
1 1/2"	112CPVCBV	38.58
2"	2CPVCBV	50.37



(18b)

Orange Heavy Body CPVC Cement

For All Schedules thru 12", Medium Setting.

SIZE	STOCK NO	EACH
Pint	PTCPVCCE	35.98
Quart	QTCPVCCE	64.02

See page 1203 for All Purpose Cleaner
See page 1231 for IPS CPVC Primers

(18b)

Cresline CPVC Purple Primer

SIZE	STOCK NO	EACH
4oz	4OZCPVCPR	7.14



(18b)

IPS CPVC Orange Weld-On Cement

Regular bodied, fast setting, for sizes thru 2".

SIZE	STOCK NO	EACH
4oz	4OZCPVCCE	10.97
1/2 pint	12PTCPVCCE	17.38



(18b)

FlowGuard® Gold™ 1-step CPVC Cement

SIZE	STOCK NO	EACH
1/2 pint	12PTFGCPVCCE	19.50
Pt	PTFGCPVCCE	31.78

CPVC IPS Pipe and Fittings (08)

Schedule 80

lascofittings.com

(08)

Pipe



SIZE	STOCK NO	FOOT
5' Lengths		
2"	2X5S80CPVC	45.72
20' Lengths		
1/2"	12X20S80CPVC	2.07
3/4"	34X20S80CPVC	2.82
1"	1X20S80CPVC	4.16
1 1/4"	114X20S80CPVC	5.73
1 1/2"	112X20S80CPVC	6.94
2"	2X20S80CPVC	9.62
2 1/2"	212X20S80CPVC	14.67
3"	3X20S80CPVC	19.67
4"	4X20S80CPVC	29.13
6"	6X20S80CPVC	55.96
8"	8X20S80CPVC	92.80

ipex.com



Tee

Slip

SIZE	STOCK NO	EACH
1/2"	12S80CPVCT	6.93
3/4"	34S80CPVCT	7.05
1"	1S80CPVCT	8.64
1 1/4"	114S80CPVCT	18.22
1 1/2"	112S80CPVCT	20.87
2"	2S80CPVCT	23.23
2 1/2"	212S80CPVCT	59.14
3"	3S80CPVCT	59.14
4"	4S80CPVCT	78.70
6"	6S80CPVCT	204.81

Reducing Tee

2x1 1/2"	2X112S80CPVCT	43.36
3x2"	3X2S80CPVCT	88.47
4x3"	4X3S80CPVCT	122.39



90° Elbow

Slip

SIZE	STOCK NO	EACH
1/2"	12S80CPVCL	2.95
3/4"	34S80CPVCL	3.77
1"	1S80CPVCL	5.98
1 1/4"	114S80CPVCL	12.95
1 1/2"	112S80CPVCL	14.46
2"	2S80CPVCL	17.44
2 1/2"	212S80CPVCL	40.16
3"	3S80CPVCL	45.48
4"	4S80CPVCL	81.89
6"	6S80CPVCL	164.56

45° Elbow

Slip

SIZE	STOCK NO	EACH
1/2"	12S80CPVC45L	3.61
3/4"	34S80CPVC45L	5.22
1"	1S80CPVC45L	8.31
1 1/4"	114S80CPVC45L	16.30
1 1/2"	112S80CPVC45L	16.74
2"	2S80CPVC45L	18.78
2 1/2"	212S80CPVC45L	38.35
3"	3S80CPVC45L	49.29
4"	4S80CPVC45L	67.67
6"	6S80CPVC45L	208.45

Coupling



Slip

SIZE	STOCK NO	EACH
1/2"	12S80CPVCC	3.12
3/4"	34S80CPVCC	4.36
1"	1S80CPVCC	5.88
1 1/4"	114S80CPVCC	8.79
1 1/2"	112S80CPVCC	11.07
2"	2S80CPVCC	12.88
2 1/2"	212S80CPVCC	28.66
3"	3S80CPVCC	31.13
4"	4S80CPVCC	40.79
6"	6S80CPVCC	96.07

Reducing Coupling

2x1 1/2"	2X112S80CPVCC	34.98
3x2"	3X2S80CPVCC	80.48
4x3"	4X3S80CPVCC	96.00

Female Adapter

Slip x FIP

SIZE	STOCK NO	EACH
1/2"	12S80CPVCF A	5.05
3/4"	34S80CPVCF A	5.32
1"	1S80CPVCF A	12.31
1 1/4"	114S80CPVCF A	12.60
1 1/2"	112S80CPVCF A	14.68
2"	2S80CPVCF A	25.31
2 1/2"	212S80CPVCF A	48.54
3"	3S80CPVCF A	99.59
4"	4S80CPVCF A	165.77

Male Adapter

MIP x Slip

SIZE	STOCK NO	EACH
1/2"	12S80CPVCMA	4.03
3/4"	34S80CPVCMA	4.92
1"	1S80CPVCMA	8.28
1 1/4"	114S80CPVCMA	12.20
1 1/2"	112S80CPVCMA	16.51
2"	2S80CPVCMA	22.39
2 1/2"	212S80CPVCMA	61.03
3"	3S80CPVCMA	82.03
4"	4S80CPVCMA	138.67

Adjustable Flange

SL x FL Adjustable • Schedule 80

SIZE	STOCK NO	EACH
2"	2S80CPVCFL	24.25
2 1/2"	212S80CPVCFL	55.00
3"	3S80CPVCFL	57.58
4"	4S80CPVCFL	77.77
6"	6S80CPVCFL	121.05

Transition Bushing

IPS Spigot x CTS

SIZE	STOCK NO	EACH
1/2"	12CPVCTB	2.10
3/4"	34CPVCTB	2.15
1"	1CPVCTB	2.37
1 1/4"	114CPVCTB	2.93
1 1/2"	112CPVCTB	3.68
2"	2CPVCTB	4.03

Reducer Bushing Flush Style



Slip x slip

SIZE	STOCK NO	EACH
3/4" x 1/2"	34x12S80CPVCB	3.34
1" x 1/2"	1X12S80CPVCB	5.17
1" x 3/4"	1X34S80CPVCB	5.17
1 1/4" x 1/2"	114X12S80CPVCB	13.72
1 1/4" x 3/4"	114X34S80CPVCB	13.72
1 1/4" x 1"	114X1S80CPVCB	13.72
1 1/2" x 1/2"	112X12S80CPVCB	15.52
1 1/2" x 3/4"	112X34S80CPVCB	15.52
1 1/2" x 1"	112X1S80CPVCB	15.52
1 1/2" x 1 1/4"	112X114S80CPVCB	15.52
2" x 1/2"	2X12S80CPVCB	20.03
2" x 3/4"	2X34S80CPVCB	20.03
2" x 1"	2X1S80CPVCB	20.03
2" x 1 1/4"	2X114S80CPVCB	20.03
2" x 1 1/2"	2X112S80CPVCB	20.03
2 1/2" x 1 1/2"	212X112S80CPVCB	24.39
2 1/2" x 2"	212X2S80CPVCB	24.38
3" x 2"	3X2S80CPVCB	37.16
3" x 2 1/2"	3X212S80CPVCB	37.16
4" x 2"	4X2S80CPVCB	41.09
4" x 3"	4X3S80CPVCB	41.09
6" x 4"	6X4S80CPVCB	87.54

Union

Soc with Vitron® O-Ring Seal



SIZE	STOCK NO	EACH
1/2"	12S80CPVCUV	14.66
3/4"	34S80CPVCUV	15.31
1"	1S80CPVCUV	18.39
1 1/4"	114S80CPVCUV	33.56
1 1/2"	112S80CPVCUV	37.86
2"	2S80CPVCUV	62.77

Cap

Slip



SIZE	STOCK NO	EACH
1/2"	12S80CPVCCAP	4.86
3/4"	34S80CPVCCAP	6.93
1"	1S80CPVCCAP	12.26
1 1/4"	114S80CPVCCAP	13.41
1 1/2"	112S80CPVCCAP	13.41
2"	2S80CPVCCAP	14.15
2 1/2"	212S80CPVCCAP	47.60
3"	3S80CPVCCAP	52.17
4"	4S80CPVCCAP	53.04

(02)

CPVC Union Ball Valves

Vitron® O-Ring Seals
Threaded and Socket ends



SIZE	STOCK NO	EACH
1/2"	12CPVCBAVA	67.32
3/4"	34CPVCBAVA	84.80
1"	1CPVCBAVA	100.92
1 1/4"	114CPVCBAVA	165.45
1 1/2"	112CPVCBAVA	165.45
2"	2CPVCBAVA	234.49

Con-Stab Gas I.D. Seal Fittings (08b)



Full Couplings

SIZE	STOCK NO	EACH
1/2" CTS.....	12GPCCTS	25.98
3/4" IPS.....	34GPC	45.05
1" IPS.....	1GPC	66.86



Transition Fitting

SIZE	STOCK NO	EACH
1/2" CTS.....	12GPTFCTS	85.41
3/4" IPS.....	34GPTF	84.05
1" IPS.....	1GPTF	115.33



Con-Stab ID Seal 3-Way Tees SDR-11 PE STAB

SIZE	STOCK NO	EACH
3/4" IPS.....	34GPT	121.73
1" IPS.....	1GPT	117.02

16" x 30" Risers

SIZE	STOCK NO	EACH
3/4" IPS.....	34GPR	162.43
1" IPS.....	1GPR	182.27

15" x 30" Riser

SIZE	STOCK NO	EACH
1/2" CTS.....	12GPRCTS	124.07



Flexible Risers

For natural gas applications • SDR 11

SIZE	OUTLET	STOCK NO	EACH
3/4" IPS x 36"	3/4" MPT	XR34GPR	78.85
1" IPS x 36"	1" MPT	XR1GPR	133.95
2" IPS x 36"	2" MPT	XR2GPR	277.40

Yellow Gas Pipe



(18e)

No. 161-YG Yellow Gas Pipe

SIZE	LENGTH	STOCK NO	PER FOOT
CTS			
1/2"	x 150'	12X150YGP	.35
1/2"	x 500'	12X500YGP	.35
IPS			
3/4"	x 150'	34X150YGP	.63
3/4"	x 500'	34X500YGP	.63
1"	x 150'	1X150YGP	.96
1"	x 500'	1X500YGP	.96
2"	x 100'	2X100YGP	3.02
2"	x 500'	2X500YGP	3.02

(37)

Yellow Gas Pipe Solid Tracer Wire

SIZE/COLOR	STOCK NO	EACH
#14 Blue.....	TW14B	.39
#12 Yellow.....	TW12Y	.40
#12 Blue.....	TW12B	.40
Splice Kit.....	TWSPKIT	3.74

500' Spools



Chamfering Tools (08b)



Chamfering Tool

SIZE	STOCK NO	EACH
1" x 3/4" IPS.....	1X34GPCHTO	66.38



Chamfering Tool DR11

DESCRIPTION	STOCK NO	EACH
1/2" CTS.....	12CHTOCTS	66.38
3/4".....	34CHTO	66.38
1".....	1CHTO	66.38
1 1/4".....	114CHTO	66.38

CE Blue® Flexible Pipe



Poly Tube

For use in sprinkler systems

SIZE	LENGTH	STOCK NO	PER FOOT
100 PSI @ 73° F. • SIDR-19			
1"	x 100'	1X100CEBLUE100	.41
1"	x 300'	1X300CEBLUE100	.41
1 1/4"	x 100'	114X100CEBLUE100	.68
1 1/4"	x 300'	114X300CEBLUE100	.68
1 1/2"	x 250'	112X250HD100	1.00
2"	x 100'	2X100HD100	1.47
125 PSI @ 73° F. • SIDR-15			
3/4"	x 100'	34X100HD125	.35
3/4"	x 400'	34X400HD125	.35
200 PSI @ 73° F. • SIDR-9 • IPS			
3/4"	x 400'	34X400CEBLUE200	.54
1"	x 100'	1X100CEBLUE200	.78
1"	x 300'	1X300CEBLUE200	.78
1 1/4"	x 100'	114X100CEBLUE200	1.46
1 1/4"	x 300'	114X300CEBLUE200	1.46
200 PSI @ 73° F. • SIDR-9			
1 1/2"	x 100'	112X100HD200	2.11
2"	x 100'	2X100HD200	3.48
2"	x 200'	2X200HD200	3.48
250 PSI @ 73° F. • SIDR-7 • IPS			
1"	x 100'	1X100CEBLUE250	1.09
1"	x 300'	1X300CEBLUE250	1.09

Poly Tube

Copper Tube Size

AWWAC-901 • SDR-9 • 250 PSI @ 73° F

SIZE	LENGTH	STOCK NO	PER FOOT
1"	x 100'	1X100CEBLUE250CTS	.81
1"	x 300'	1X300CEBLUE250CTS	.81
1 1/4"	x 100'	114X100CEBLUE250CTS	1.13
1 1/4"	x 300'	114X300CEBLUE250CTS	1.13
1 1/2"	x 100'	112X100CEBLUE250CTS	1.68
1 1/2"	x 300'	112X300CEBLUE250CTS	1.68
2"	x 100'	2X100CEBLUE250CTS	2.83
2"	x 200'	2X200CEBLUE250CTS	2.83

Steel Insert Fittings

Couplings

Insert x Insert



SIZE	STOCK NO	EACH
1/2"	12GSIC	.86
3/4"	34GSIC	1.22
1"	1GSIC	1.47
1 1/4"	114GSIC	2.67
1 1/2"	112GSIC	3.07
2"	2GSIC	4.19

Male Adapters

Insert x MIP



SIZE	STOCK NO	EACH
1/2"	12GSMIA	.90
3/4"	34GSMIA	1.14
1"	1GSMIA	1.58
1 1/4"	114GSMIA	2.08
1 1/2"	112GSMIA	2.74
2"	2GSMIA	3.92

Red Brass Insert Fittings

Elbows

Insert x Insert



SIZE	STOCK NO	EACH
3/4"	34RBIL	10.78
1"	1RBIL	17.54
1 1/4"	114RBIL	26.16

Elbows

Insert x MIP



SIZE	STOCK NO	EACH
3/4"	34RBMIL	10.54
1"	1RBMIL	15.57
1 x 3/4"	1X34RBMIL	15.01
1 1/4"	114RBMIL	20.24

Insert x FIP

1"	1RBFIL	18.40
----	--------	-------

Elbows

Insert x Male (with 1/4" Tap)

SIZE	STOCK NO	EACH
3/4"	34RBMILT	6.31
1"	1RBMILT	11.26
1 x 3/4"	1X34RBMILT	8.45

Tees

Insert x Insert x Insert



SIZE	STOCK NO	EACH
3/4"	34RBIT	13.20
1"	1RBIT	20.00
1 1/4"	114RBIT	30.78

Hydrant Tee

SIZE	STOCK NO	EACH
1" insert x 3/4" NPT	RBHT7510	16.26
1" insert x 1" NPT	RBHT1000	17.62



Adapters

SIZE	STOCK NO	EACH
Insert x MIP		
3/4"	34RBMIA	7.44
1"	1RBMIA	9.82
1 1/4"	114RBMIA	14.45
Insert x FIP		
1"	1RBFIA	12.24
1 1/4"	114RBFIA	15.28

Adapters (Campbell)

SIZE	STOCK NO	EACH
Insert x MIP		
3/4"	CA34RBMIA	11.26
1"	CA1RBMIA	19.20
1 1/4"	CA114RBMIA	26.61
1 1/2"	CA112RBMIA	31.44
2"	CA2RBMIA	40.99

Red Brass Insert Coupling

SIZE	STOCK NO	EACH
3/4"	34RBIC	7.50
1"	1RBIC	11.94
1 1/4"	114RBIC	17.39
1 1/2"	112RBIC	27.20
2"	2RBIC	36.59

Plastic Insert Fittings

Elbows

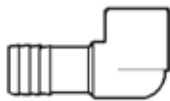
Insert x Insert



SIZE	STOCK NO	EACH
1/2"	12PLIL	1.35
3/4"	34PLIL	1.66
1"	1PLIL	1.83
1 1/4"	114PLIL	2.05
1 1/2"	112PLIL	2.42
2"	2PLIL	3.38

Elbows

Insert x FIP



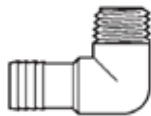
SIZE	STOCK NO	EACH
1/2"	12PLFIL	1.52
3/4"	34PLFIL	1.66
1"	1PLFIL	2.13

Reducing Elbows

3/4 x 1/2"	34X12PLFIL	1.62
1 x 1/2"	1X12PLFIL	1.71
1 x 3/4"	1X34PLFIL	2.00

Elbows

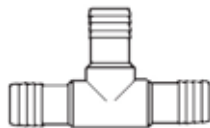
Insert x MIP



SIZE	STOCK NO	EACH
1"	1PLMIL	3.09

Tee

Insert x Insert x Insert



SIZE	STOCK NO	EACH
1/2"	12PLIT	1.48
3/4" x 1/2"	34X12PLIT	1.82
3/4"	34PLIT	1.61
1"	1PLIT	2.09
2"	2PLIT	7.32
Reducing Tee		
1 1/4 x 1 1/4 x 1"	114X114X1PLIT	2.90

Cut-off Nipple

MIPxMIP

SIZE	STOCK NO	EACH
1/2 x 6"	12X6PLCON	1.65
3/4 x 6"	34X6PLCON	3.96

Tee

Insert x FIP



SIZE	STOCK NO	EACH
3/4"	34PLFIT	2.42
1"	1PLFIT	2.85
1 1/4"	114PLFIT	4.19

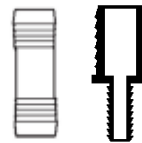
Reducing Tee

Insert x Insert x FIP

1x1x 3/4"	1X1X34PLFIT	2.73
-----------	-------------	------

Couplings

Insert x Insert



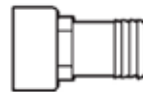
SIZE	STOCK NO	EACH
Straight		
1/2"	12PLIC	.69
3/4"	34PLIC	.83
1"	1PLIC	.87
1 1/4"	114PLIC	1.29
1 1/2"	112PLIC	1.52
2"	2PLIC	2.87
Reducing		
3/4 x 1/2"	34X12PLIC	1.16
1 x 3/4"	1X34PLIC	1.16
1 1/4 x 1"	114X1PLIC	1.90
1 1/2 x 1"	112X1PLIC	2.86
1 1/2 x 1 1/4"	112X114PLIC	2.23

Male Adapters

SIZE	STOCK NO	EACH
Insert x MIP		
1/2"	12PLMIA	.68
3/4"	34PLMIA	.83
1"	1PLMIA	.85
1 1/4"	114PLMIA	1.35
1 1/2"	112PLMIA	1.52
2"	2PLMIA	2.92
MIP x Insert		
1/2 x 3/4"	12X34PLMIA	2.15
3/4 x 1/2"	34X12PLMIA	2.01
3/4 x 1"	34X1PLMIA	2.33
1 x 3/4"	1X34PLMIA	2.01

Female Adapters

Insert x FIP



SIZE	STOCK NO	EACH
1/2"	12PLFIA	3.02
3/4"	34PLFIA	3.29
1"	1PLFIA	3.64
1 1/4"	114PLFIA	4.62
1 1/2"	112PLFIA	5.87

Nylon Insert Fittings

90° Elbows

Insert x Insert



SIZE	STOCK NO	EACH
3/4"	34NYIL	1.12
1"	1NYIL	1.34
1 1/4"	114NYIL	2.30
1 1/2"	112NYIL	3.50
2"	2NYIL	4.69

Tees

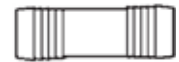
Insert x Insert x Insert



SIZE	STOCK NO	EACH
1/2"	12NYIT	1.14
3/4"	34NYIT	1.34
1"	1NYIT	2.19
1 1/4"	114NYIT	3.71
1 1/2"	112NYIT	5.23

Couplings

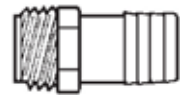
Insert x Insert



SIZE	STOCK NO	EACH
1/2"	12NYIC	.58
3/4"	34NYIC	.70
1"	1NYIC	.93
1 1/4"	114NYIC	1.65
1 1/2"	112NYIC	2.24
2"	2NYIC	2.83

Male Adapters

Insert x MIP



SIZE	STOCK NO	EACH
1/2"	12NYMIA	.58
3/4"	34NYMIA	.72
1"	1NYMIA	.93
1 1/4"	114NYMIA	1.49
1 1/2"	112NYMIA	2.11
2"	2NYMIA	3.33

Stainless Steel Clamps

SIZE	STOCK NO	EACH
9/16 - 1 1/4"	114SSCL	.72
1 1/16 - 1 1/2"	112SSCL	.72
3/4 - 1 3/4"	134SSCL	.72
1 1/16 - 2"	2SSCL	.72
1 9/16 - 2 1/2"	212SSCL	.72
1 13/16 - 2 3/4"	234SSCL	.74
2 13/16 - 3 3/4"	334SSCL	1.18

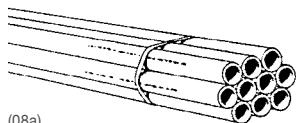
Tridon Stainless Steel Well Casing Clamp

SIZE	MODEL	STOCK NO	EACH
3-5"	620-072	5SSCL	1.12
4-6"	620-088	6SSCL	1.52
5-7"	620-104	7SSCL	1.39

PVC Pipe and Fittings ⁽⁰⁸⁾

Schedule 40

cresline.com



(08a)

ASTM D-1785 Schedule 40 Belled End

PIPE SIZE	STOCK NO	PER FOOT
1/2" x 20'	12X20PVBE	.40
3/4" x 20'	34X20PVBE	.48
1" x 20'	1X20PVBE	.75
1 1/4" x 20'	114X20PVBE	.96
1 1/2" x 20'	112X20PVBE	1.20
2" x 20'	2X20PVBE	1.55
2 1/2" x 20'	212X20PVBE	2.64
3" x 20'	3X20PVBE	3.15
4" x 10'	4X10PVBE	4.18
4" x 20'	4X20PVBE	4.18
6" x 10'	6X10PVBE	7.90



90° Elbow

Slip x Slip

SIZE	STOCK NO	EACH
1/2"	12PVL	.43
3/4"	34PVL	.49
1"	1PVL	.86
1 1/4"	114PVL	1.53
1 1/2"	112PVL	1.64
2"	2PVL	2.57
2 1/2"	212PVL	7.82
3"	3PVL	9.36
4"	4PVL	16.73
6"	6PVL	53.21
8"	8PVL	137.04
1 1/4 x 1"	114X1PVL	2.24

90° Elbow

Slip x FPT

SIZE	STOCK NO	EACH
1/2"	12PVFAL	.53
3/4"	34PVFAL	.61
1"	1PVFAL	1.16
1 1/4"	114PVFAL	1.92
1 1/2"	112PVFAL	2.14
2"	2PVFAL	5.49

90° Elbow

Slip x MIP


SIZE	STOCK NO	EACH
3/4"	34PVMAL	1.10



90° Street Elbow

Spigot x Socket

SIZE	STOCK NO	EACH
1/2"	12PVSL	1.21
3/4"	34PVSL	1.49
1"	1PVSL	2.57
1 1/4"	114PVSL	3.07
1 1/2"	112PVSL	3.39
2"	2PVSL	6.54



22 1/2° Elbow

Slip x Slip

SIZE	STOCK NO	EACH
2"	2PV22L	4.47



45° Elbow

Slip x Slip

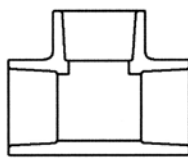
SIZE	STOCK NO	EACH
1/2"	12PV45L	.71
3/4"	34PV45L	1.10
1"	1PV45L	1.32
1 1/4"	114PV45L	1.84
1 1/2"	112PV45L	2.30
2"	2PV45L	3.01
2 1/2"	212PV45L	7.83
3"	3PV45L	12.16
4"	4PV45L	21.80
6"	6PV45L	53.86
8"	8PV45L	129.54

45° Street Elbow

Spigot x Socket

SIZE	STOCK NO	EACH
1/2"	12PVS45L	.82
3/4"	34PVS45L	1.27

PVC Pressure Pipe Fittings Straight Tee



All Slip

SIZE	STOCK NO	EACH
1/2"	12PVT	.53
3/4"	34PVT	.61
1"	1PVT	1.16
1 1/4"	114PVT	1.78
1 1/2"	112PVT	2.17
2"	2PVT	3.18
2 x 1"	2X1PVT	3.39
2 1/2"	212PVT	10.45
3"	3PVT	13.73
3 x 2"	3X2PVT	14.91
4"	4PVT	24.84
6"	6PVT	83.62

Reducing Tee

3/4 x 1/2"	34X12PVT	.71
1 x 3/4"	1X34PVT	1.32
1 1/4 x 3/4"	114X34PVT	1.96
1 1/4 x 1"	114X1PVT	1.96
1 1/2 x 1"	112X1PVT	3.45
2 x 1 1/4"	2X114PVT	3.39
2 x 1 1/2"	2X112PVT	3.39

Tee

Slip x Slip x FIP

SIZE	STOCK NO	EACH
2" x 3/4"	2X34PVFT	5.29
3" x 3/4"	3X34PVFT	16.37

Cross

All Slip

SIZE	STOCK NO	EACH
1 1/2"	112PVX	5.08
2"	2PVX	7.49

Coupling

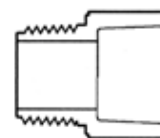
Slip x Slip



SIZE	STOCK NO	EACH
1/2"	12PVC	.28
3/4"	34PVC	.39
1"	1PVC	.68
1 1/4"	114PVC	.94
1 1/2"	112PVC	1.01
2"	2PVC	1.54
2 1/2"	212PVC	3.39
3"	3PVC	5.30
4"	4PVC	7.68
5"	5PVC	14.06
6"	6PVC	24.29

Reducing Coupling

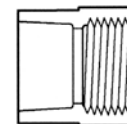
1 x 3/4"	1X34PVC	1.22
----------	---------	------



Male Adapters

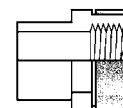
SIZE	STOCK NO	EACH
1/2"	12PVMA	.39
3/4"	34PVMA	.43
1"	1PVMA	.77
1 1/4"	114PVMA	.94
1 1/2"	112PVMA	1.26
2"	2PVMA	1.65
2 1/2"	212PVMA	4.87
3"	3PVMA	7.11
4"	4PVMA	9.08
5"	5PVMA	POA*
6"	6PVMA	23.67
1/2 x 3/4"	12X34PVMA	.71
3/4 x 1/2"	34X12PVMA	.77
1 x 3/4"	1X34PVMA	1.10
1 1/4 x 1"	114X1PVMA	2.57
1 1/2 x 1 1/4"	112X114PVMA	2.89
2 x 1 1/2"	2X112PVMA	3.50

*Price on Application



Female Adapter

SIZE	STOCK NO	EACH
1/2"	12PVFA	.49
3/4"	34PVFA	.61
1"	1PVFA	.71
1 1/4"	114PVFA	1.10
1 1/2"	112PVFA	1.26
2"	2PVFA	1.69
2 1/2"	212PVFA	4.28
3"	3PVFA	5.74
4"	4PVFA	9.50
6"	6PVFA	34.98
8"	8PVFA	65.95



Female Adapter

Spigot x SR Fipt

SIZE	STOCK NO	EACH
2"	2PVSRRFA	38.32

PVC Pipe and Fittings ⁽⁰⁸⁾

Schedule 40

cresline.com

Union

Soc with Buna O-Ring Seal



SIZE	STOCK NO	EACH
1/2"	12PVU	4.22
3/4"	34PVU	4.78
1"	1PVU	4.93
1 1/4"	114PVU	15.88
1 1/2"	112PVU	16.54
2"	2PVU	22.29

Reducing Bushings

Slip x Slip

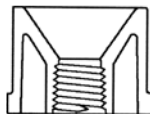


SIZE	STOCK NO	EACH
3/4 x 1/2"	34X12PVB	.45
1 x 3/4"	1X34PVB	.81
1 x 1/2"	1X12PVB	.81
1 1/4 x 1"	114X1PVB	1.10
1 1/4 x 3/4"	114X34PVB	1.10
1 1/4 x 1/2"	114X12PVB	1.10
1 1/2 x 1 1/4"	112X114PVB	1.16
1 1/2 x 1"	112X1PVB	1.16
1 1/2 x 3/4"	112X34PVB	1.16
1 1/2 x 1/2"	112X12PVB	1.16
2 x 1 1/2"	2X112PVB	1.92
2 x 1 1/4"	2X114PVB	1.92
2 x 1"	2X1PVB	1.92
2 x 3/4"	2X34PVB	1.92
2 x 1/2"	2X12PVB	1.92
2 1/2 x 2"	212X2PVB	3.08
2 1/2 x 1 1/2"	212X112PVB	3.08
2 1/2 x 1 1/4"	212X114PVB	3.08
3 x 2 1/2"	3X212PVB	4.55
3 x 2"	3X2PVB	4.55
3 x 1 1/2"	3X112PVB	4.55
4 x 2 1/2"	4X212PVB	POA*
4 x 3"	4X3PVB	10.15
4 x 2"	4X2PVB	10.15
6 x 4"	6X4PVB	25.13
8 x 4"	8X4PVB	87.72
8 x 6"	8X6PVB	87.72

*Price on Application

Bushings


Slip x FIP



SIZE	STOCK NO	EACH
3/4 x 1/2"	34X12PVFAB	.71
1 x 3/4"	1X34PVFAB	1.16
1 x 1/2"	1X12PVFAB	1.16
1 1/4 x 1"	114X1PVFAB	1.76
1 1/4 x 3/4"	114X34PVFAB	1.76
1 1/4 x 1/2"	114X12PVFAB	1.76
1 1/2 x 1 1/4"	112X114PVFAB	2.03
1 1/2 x 1"	112X1PVFAB	2.03
1 1/2 x 3/4"	112X34PVFAB	2.03
1 1/2 x 1/2"	112X12PVFAB	2.03
2 x 1 1/2"	2X112PVFAB	2.72
2 x 1 1/4"	2X114PVFAB	2.72
2 x 1"	2X1PVFAB	2.72
2 x 3/4"	2X34PVFAB	2.72
2 x 1/2"	2X12PVFAB	2.72
2 1/2 x 2"	212X2PVFAB	3.95
2 1/2 x 1 1/2"	212X112PVFAB	3.95
2 1/2 x 1 1/4"	212X114PVFAB	3.95
3 x 2"	3X2PVFAB	4.55
3 x 1 1/2"	3X112PVFAB	4.55
4 x 2"	4X2PVFAB	10.14
4 x 3"	4X3PVFAB	10.14

Bushings

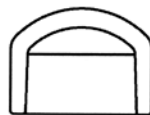
MIP x FIP



SIZE	STOCK NO	EACH
3/4 x 1/2"	34X12PVMFB	1.26
1 x 3/4"	1X34PVMFB	1.76
1 x 1/2"	1X12PVMFB	1.76
1 1/4 x 1"	114X1PVMFB	2.62
1 1/4 x 3/4"	114X34PVMFB	2.62
1 1/2 x 1 1/4"	112X114PVMFB	3.18
1 1/2 x 1"	112X1PVMFB	3.18
1 1/2 x 3/4"	112X34PVMFB	3.18
1 1/2 x 1/2"	112X12PVMFB	3.18
2 x 1 1/2"	2X112PVMFB	3.39
2 x 1 1/4"	2X114PVMFB	3.39
2 x 1"	2X1PVMFB	3.39

Cap

Slip



SIZE	STOCK NO	EACH
1/2"	12PVCAP	.39
3/4"	34PVCAP	.45
1"	1PVCAP	.71
1 1/4"	114PVCAP	1.01
1 1/2"	112PVCAP	1.10
2"	2PVCAP	1.32
2 1/2"	212PVCAP	4.22
3"	3PVCAP	4.59
4"	4PVCAP	10.45
5"	5PVCAP	17.56
6"	6PVCAP	25.06
8"	8PVCAP	47.47

Cap

FPT

SIZE	STOCK NO	EACH
1/2"	12PVSCCAP	.81
3/4"	34PVSCCAP	.94
1"	1PVSCCAP	1.42
1 1/4"	114PVSCCAP	1.69
1 1/2"	112PVSCCAP	1.76
2"	2PVSCCAP	3.12

Plug

MIP



SIZE	STOCK NO	EACH
1/2"	12PVSCP	1.16
3/4"	34PVSCP	1.24
1"	1PVSCP	2.03
1 1/4"	114PVSCP	2.14
1 1/2"	112PVSCP	2.28
2"	2PVSCP	2.96
2 1/2"	212PVSCP	4.11
3"	3PVSCP	6.23
4"	4PVSCP	14.05

Compression Couplings

Comp x Comp



SIZE	STOCK NO	EACH
3/4"	34PVCC	9.55
1"	1PVCC	12.44
1 1/4"	114PVCC	21.09
1 1/2"	112PVCC	19.62
2"	2PVCC	25.52
3"	3PVCC	62.84
4"	4PVCC	103.35

Telescoping Repair Couplings

SIZE	STOCK NO	EACH
1 1/2"	112PVRC	22.97
2"	2PVRC	35.11
3"	3PVRC	68.16

(08)

Deep Socket Coupling

Slip x Slip

SIZE	STOCK NO	EACH
2"	2PVLC	4.49
4"	4PVLC	17.52

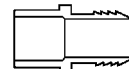
Transition Coupling

#4141-007

SIZE	STOCK NO	EACH
3/4"	34PVTC	2.49

Insert Adapter

Insert x I.P.S. Spigot



SIZE	STOCK NO	EACH
1"	1INSF	2.14

PVC Pipe and Fittings ⁽⁰⁸⁾

Schedule 80

cresline.com



(08a)

Schedule 80

PIPE SIZE	STOCK NO	PER FOOT
20' Lengths		
1/2"	12X20PV80	.90
3/4"	34X20PV80	1.23
1"	1X20PV80	1.46
1 1/4"	114X20PV80	2.04
1 1/2"	112X20PV80	2.68
2"	2X20PV80	3.50
2 1/2"	212X20PV80	6.56
3"	3X20PV80	8.06
4"	4X20PV80	11.59
6"	6X20PV80	22.42
8"	8X20PV80	33.78

(08a)

Class 160 with Belled End

Working Pressure 160 PSI @ 73° F.

SIZE	STOCK NO	FOOT
3"	3X20PV160	2.89

(08a)

Class 200


Working Pressure 200 PSI @ 73° F.

SIZE	STOCK NO	FOOT
3/4"	34X20PV200	.41
1"	1X20PV200	.54
1 1/4"	114X20PV200	.92
1 1/2"	112X20PV200	1.08

Well Casing with Belled End

Class 200

SIZE	STOCK NO	FOOT
4x20	4X20PVWCBE	5.00
5x20	5X20PVWCBE	7.49
6x20	6X20PVWCBE	10.86



(08a)

Shur-Align Schedule 120 Drop Pipe

PIPE SIZE	STOCK NO	PER FOOT
20' Lengths		
1"	1X20S120PVDP	2.42
1 1/4"	114X20S120PVDP	3.35
2"	2X20S120PVDP	5.74
3"	3X20S120PVDP	12.48

(08a)

Drop Pipe Schedule 80

SIZE	STOCK NO	FOOT
1"	1X20PVDP	1.46
1 1/4"	114X20PVDP	2.04
2"	2X20PVDP	3.50

(08)

PVC Machine Couplings

SIZE	STOCK NO	EACH
1"	1PVMCXH	6.66
1 1/4"	114PVMCXH	7.69



90° Elbow

Slip x Slip

SIZE	STOCK NO	EACH
1/2"	12S80PVL	1.61
3/4"	34S80PVL	2.06
1"	1S80PVL	3.34
1 1/4"	114S80PVL	4.46
1 1/2"	112S80PVL	4.77
2"	2S80PVL	5.77
2 1/2"	212S80PVL	13.49
3"	3S80PVL	15.16
4"	4S80PVL	23.06
6"	6S80PVL	65.63
8"	8S80PVL	180.90



90° Elbow

FIP x FIP

SIZE	STOCK NO	EACH
1/2"	12S80PVSC45L	3.74
3/4"	34S80PVSC45L	4.66
1"	1S80PVSC45L	5.86
1 1/4"	114S80PVSC45L	6.32
1 1/2"	112S80PVSC45L	8.97
2"	2S80PVSC45L	10.09



90° Elbow

FIP x FIP - Special Reinforced

SIZE	STOCK NO	EACH
1/2"	12S80PVSRL	7.35
3/4"	34S80PVSRL	9.24



90° Elbow

Spigot to Socket

SIZE	STOCK NO	EACH
3/4"	34S80PVSL	2.72



45° Elbow

Slip x Slip

SIZE	STOCK NO	EACH
1/2"	12S80PV45L	3.04
3/4"	34S80PV45L	4.65
1"	1S80PV45L	6.97
1 1/4"	114S80PV45L	8.88
1 1/2"	112S80PV45L	10.50
2"	2S80PV45L	13.61
2 1/2"	212S80PV45L	28.58
3"	3S80PV45L	34.79
4"	4S80PV45L	62.63
6"	6S80PV45L	78.87
8"	8S80PV45L	171.00



45° Elbow

FIP x FIP

SIZE	STOCK NO	EACH
1/2"	12S80PVSC45L	6.00
3/4"	34S80PVSC45L	6.45
1"	1S80PVSC45L	8.11
2"	2S80PVSC45L	23.03



22 1/2° Elbow

Slip x Slip

SIZE	STOCK NO	EACH
1 1/2"	112S80PV22L	14.38
2"	2S80PV22L	16.81

PVC Pipe and Fittings ⁽⁰⁸⁾

Schedule 80

cresline.com



Tees

Slip x Slip

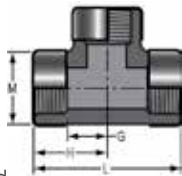
SIZE	STOCK NO	EACH
1/2"	12S80PVT	4.56
3/4"	34S80PVT	4.77
1"	1S80PVT	5.98
1 1/4"	114S80PVT	16.42
1 1/2"	112S80PVT	16.42
2"	2S80PVT	20.53
2 1/2"	212S80PVT	22.32
3"	3S80PVT	27.90
4"	4S80PVT	32.33
6"	6S80PVT	110.37
8"	8S80PVT	255.98



Tees

FIP x FIP

SIZE	STOCK NO	EACH
1/2"	12S80PVST	5.27
3/4"	34S80PVST	5.86
1"	1S80PVST	12.94
1 1/4"	114S80PVST	13.72
1 1/2"	112S80PVST	16.64
2"	2S80PVST	17.88



Tees

FIP x FIP - Special Reinforced

SIZE	STOCK NO	EACH
1/2"	12S80PVSRT	15.75
3/4"	34S80PVSRT	17.32



Reducing Tee

Slip


SIZE	STOCK NO	EACH
3x2"	3X2S80PVT	25.46
4x3"	4X3S80PVT	41.14
6x4"	6X4S80PVT	110.37
8x6"	8X6S80PVT	255.98



Cross

Slip

SIZE	STOCK NO	EACH
1 1/2"	112S80PVX	39.81
2"	2S80PVX	44.34



Straight Couplings

Slip x Slip

SIZE	STOCK NO	EACH
1/2"	12S80PVC	2.92
3/4"	34S80PVC	3.96
1"	1S80PVC	4.07
1 1/4"	114S80PVC	6.20
1 1/2"	112S80PVC	6.69
2"	2S80PVC	7.18
2 1/2"	212S80PVC	17.67
3"	3S80PVC	20.29
4"	4S80PVC	25.40
6"	6S80PVC	54.66
8"	8S80PVC	74.39



Reducer Coupling

Slip

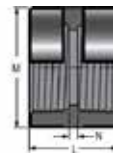
SIZE	STOCK NO	EACH
1 1/2 x 1"	112X1S80PVC	13.70
2 x 1"	2X1S80PVC	13.15
2 x 1 1/2"	2X112S80PVC	12.51
3 x 2"	3X2S80PVC	30.73
4 x 2"	4X2S80PVC	61.57
4 x 3"	4X3S80PVC	57.89
6 x 4"	6X4S80PVC	118.09
8 x 6"	8X6S80PVC	357.65



Couplings

FIP x FIP

SIZE	STOCK NO	EACH
1/2"	12S80PVSCC	3.26
3/4"	34S80PVSCC	4.68
1"	1S80PVSCC	5.01
1 1/4"	114S80PVSCC	6.20
1 1/2"	112S80PVSCC	13.78
2"	2S80PVSCC	14.48



Couplings

FIP x FIP - Special Reinforced

SIZE	STOCK NO	EACH
1/2"	12S80PVSRC	6.01
3/4"	34S80PVSRC	8.55



Male Adapter

Slip x MIP

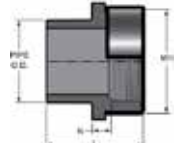
SIZE	STOCK NO	EACH
1/2"	12S80PVMA	3.43
3/4"	34S80PVMA	3.77
1"	1S80PVMA	6.53
1 1/4"	114S80PVMA	7.63
1 1/2"	112S80PVMA	10.96
2"	2S80PVMA	15.86
3"	3S80PVMA	20.00
4"	4S80PVMA	35.59
6"	6S80PVMA	83.07



Female Adapter

Slip x FIP

SIZE	STOCK NO	EACH
1/2"	12S80PVFA	2.74
3/4"	34S80PVFA	4.07
1"	1S80PVFA	6.00
1 1/4"	114S80PVFA	9.71
1 1/2"	112S80PVFA	11.91
2"	2S80PVFA	20.78
2 1/2"	212S80PVFA	32.80
3"	3S80PVFA	36.93
4"	4S80PVFA	63.48



Female Adapter

Slip x FIP - Special Reinforced

SIZE	STOCK NO	EACH
3/4"	34S80PVSRFA	7.36



See Page 1231
for applicable
cements and cleaners

PVC Pipe and Fittings (08)

Schedule 80

cresline.com

Unions

Slip x Slip



SIZE	STOCK NO	EACH
1/2"	12S80PVU	5.87
3/4"	34S80PVU	7.62
1"	1S80PVU	8.70
1 1/4"	114S80PVU	17.27
1 1/2"	112S80PVU	19.56
2"	2S80PVU	26.51

Unions

FIP x FIP



SIZE	STOCK NO	EACH
1/2"	12S80PVSCU	6.96
3/4"	34S80PVSCU	9.75
1"	1S80PVSCU	12.95
1 1/4"	114S80PVSCU	24.72
1 1/2"	112S80PVSCU	30.61
2"	2S80PVSCU	47.08

Union

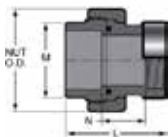
Soc with Vitron® O-Ring Seal



SIZE	STOCK NO	EACH
1/2"	12S80PVUV	6.30
3/4"	34S80PVUV	8.01
1"	1S80PVUV	9.14
1 1/4"	114S80PVUV	18.15
1 1/2"	112S80PVUV	22.77
2"	2S80PVUV	27.86
2 1/2"	212S80PVUV	44.62
3"	3S80PVUV	51.88
4"	4S80PVUV	72.26

Union

Socket - Special Reinforced



SIZE	STOCK NO	EACH
3/4"	34S80PVSRU	18.55

Reducer Bushing Flush Style

Slip x Slip



SIZE	STOCK NO	EACH
3/4 x 1/2"	34X12S80PVB	.94
1 x 1/2"	1X12S80PVB	2.71
1 x 3/4"	1X34S80PVB	2.71
1 1/4 x 1/2"	114X12S80PVB	4.24
1 1/4 x 3/4"	114X34S80PVB	4.24
1 1/4 x 1"	114X1S80PVB	4.24
1 1/2 x 1/2"	112X12S80PVB	5.77
1 1/2 x 3/4"	112X34S80PVB	5.77
1 1/2 x 1"	112X1S80PVB	5.77
1 1/2 x 1 1/4"	112X114S80PVB	5.77
2 x 1/2"	2X12S80PVB	8.21
2 x 3/4"	2X34S80PVB	8.21
2 x 1"	2X1S80PVB	8.21
2 x 1 1/4"	2X114S80PVB	8.21
2 x 1 1/2"	2X112S80PVB	8.21
2 1/2 x 2"	212X2S80PVB	14.28
3 x 1 1/2"	3X112S80PVB	22.65
3 x 2"	3X2S80PVB	22.65
3 x 2 1/2"	3X212S80PVB	22.65
4 x 2"	4X2S80PVB	31.36
4 x 3"	4X3S80PVB	31.36
6 x 4"	6X4S80PVB	43.60
8 x 6"	8X6S80PVB	106.08

Reducer Bushing Flush Style

Slip x FIP



SIZE	STOCK NO	EACH
1/2 x 1/4"	12X14S80PVFB	2.58
1/2 x 3/8"	12X38S80PVFB	2.72
3/4 x 1/2"	34X12S80PVFB	1.70
1 x 1/2"	1X12S80PVFB	2.71
1 x 3/4"	1X34S80PVFB	2.71
1 1/4 x 1"	114X1S80PVFB	5.48
1 1/2 x 1/2"	112X12S80PVFB	6.87
1 1/2 x 3/4"	112X34S80PVFB	6.87
1 1/2 x 1"	112X1S80PVFB	6.87
1 1/2 x 1 1/4"	112X114S80PVFB	6.87
2 x 1 1/2"	2X12S80PVFB	8.40
2 x 3/4"	2X34S80PVFB	8.40
2 x 1"	2X1S80PVFB	8.40
2 x 1 1/2"	2X112S80PVFB	8.40
2 1/2 x 2"	212X2S80PVFB	17.78
3 x 1 1/2"	3X112S80PVFB	34.61
3 x 2"	3X2S80PVFB	32.93
4 x 2"	4X2S80PVFB	50.58
4 x 3"	4X3S80PVFB	50.58

Reducer Bushing Flush Style

MIP x FIP



SIZE	STOCK NO	EACH
1/2 x 1/4"	12X14S80PVMFB	5.89
3/4 x 1/4"	34X14S80PVMFB	4.39
3/4 x 1/2"	34X12S80PVMFB	3.62
1 x 1/2"	1X12S80PVMFB	5.67
1 x 3/4"	1X34S80PVMFB	5.67
1 1/4 x 1"	114X1S80PVMFB	6.01
1 1/2 x 3/4"	112X34S80PVMFB	7.13
1 1/2 x 1"	112X1S80PVMFB	7.13
1 1/2 x 1 1/4"	112X114S80PVMFB	7.13
2 x 3/4"	2X34S80PVMFB	10.44
2 x 1"	2X1S80PVMFB	10.44
2 x 1 1/2"	2X112S80PVMFB	10.44
3 x 1 1/2"	3X112S80PVMFB	19.21
3 x 2"	3X2S80PVMFB	19.21
4 x 2"	4X2S80PVMFB	38.77
4 x 3"	4X3S80PVMFB	50.58

Caps

Slip x Slip



SIZE	STOCK NO	EACH
1/2"	12S80PVCAP	2.86
3/4"	34S80PVCAP	3.01
1"	1S80PVCAP	5.36
1 1/4"	114S80PVCAP	6.47
1 1/2"	112S80PVCAP	6.47
2"	2S80PVCAP	12.77
2 1/2"	212S80PVCAP	26.07
3"	3S80PVCAP	30.51
4"	4S80PVCAP	51.45
6"	6S80PVCAP	127.99
8"	8S80PVCAP	164.32

Caps

FIP x FIP



SIZE	STOCK NO	EACH
1/2"	12S80PVSCCAP	3.58
3/4"	34S80PVSCCAP	4.01
1"	1S80PVSCCAP	5.05
1 1/4"	114S80PVSCCAP	6.01
1 1/2"	112S80PVSCCAP	6.87
2"	2S80PVSCCAP	13.49

Plug

MIP



SIZE	STOCK NO	EACH
1/2"	12S80PVPL	2.90
3/4"	34S80PVPL	3.00

PVC Pipe and Fittings ⁽⁰⁸⁾

Schedule 80

cresline.com

Flanges

4", 6", 8", 10" & 12"-Van Stone Slip to Flange



SIZE	STOCK NO	EACH
2"	2S80PVF	14.75
2 1/2"	212S80PVF	22.77
3"	3S80PVF	25.16
4"	4S80PVF	31.82
6"	6S80PVF	50.06
8"	8S80PVF	81.52
10"	10S80PVF	220.69
12"	12S80PVF	237.93

Solid Flange

FIP to Flange



SIZE	STOCK NO	EACH
2"	2S80PVSCF	20.92

Blind Flange

- 1/2"-12" Molded - 150psi Maximum Internal Pressure Rating @ 73°F
- 14"-24" fabricated - 50psi Maximum Internal Pressure Rating @ 73°F



SIZE	STOCK NO	EACH
1 1/2"	112S80PVBF	24.79
2"	2S80PVBF	37.04
2 1/2"	212S80PVBF	60.34
3"	3S80PVBF	72.82
4"	4S80PVBF	90.73
6"	6S80PVBF	110.24
8"	8S80PVBF	137.99
12"	12S80PVBF	777.40

Neoprene Flange Gasket

SIZE	STOCK NO	EACH
2"	.2PVFLGA	1.62
2 1/2"	.212PVFLGA	4.16
3"	.3PVFLGA	4.69
4"	.4PVFLGA	6.23
6"	.6PVFLGA	8.41

Nipples

Schedule 80



SIZE	STOCK NO	EACH
1/4 x Cl.	14XCPVNIP	1.31
1/2 x Cl.	12XCPVNIP	.86
1/2 x 2"	12X2PVNIP	.93
1/2 x 2 1/2"	12X212PVNIP	.96
1/2 x 3"	12X3PVNIP	1.07
1/2 x 3 1/2"	12X312PVNIP	1.07
1/2 x 4"	12X4PVNIP	1.17
1/2 x 4 1/2"	12X412PVNIP	1.17
1/2 x 5"	12X5PVNIP	1.37
1/2 x 5 1/2"	12X512PVNIP	1.37
1/2 x 6"	12X6PVNIP	1.55
3/4 x Cl.	34XCPVNIP	.93
3/4 x Sh.	34XSPVNIP	.93
3/4 x 2"	34X2PVNIP	.96
3/4 x 2 1/2"	34X212PVNIP	.96
3/4 x 3"	34X3PVNIP	1.13
3/4 x 3 1/2"	34X312PVNIP	1.13
3/4 x 4"	34X4PVNIP	1.36
3/4 x 4 1/2"	34X412PVNIP	1.36
3/4 x 5"	34X5PVNIP	1.60
3/4 x 5 1/2"	34X512PVNIP	1.03
3/4 x 6"	34X6PVNIP	1.83
1 x Cl.	1XCPVNIP	1.36
1 x Sh.	1XSPVNIP	1.42
1 x 2 1/2"	1X212PVNIP	.91
1 x 3"	1X3PVNIP	1.65
1 x 3 1/2"	1X312PVNIP	1.65
1 x 4"	1X4PVNIP	1.94
1 x 4 1/2"	1X412PVNIP	1.94
1 x 5"	1X5PVNIP	2.43
1 x 5 1/2"	1X512PVNIP	2.43
1 x 6"	1X6PVNIP	2.67
1 1/4 x Cl.	114XCPVNIP	1.71
1 1/4 x Sh.	114XSPVNIP	1.81
1 1/4 x 2 1/2"	114X212PVNIP	1.81
1 1/4 x 3"	114X3PVNIP	2.18
1 1/4 x 3 1/2"	114X312PVNIP	2.18
1 1/4 x 4"	114X4PVNIP	2.50
1 1/4 x 4 1/2"	114X412PVNIP	2.50
1 1/4 x 5"	114X5PVNIP	3.00
1 1/4 x 5 1/2"	114X512PVNIP	3.00
1 1/4 x 6"	114X6PVNIP	3.33
1 1/2 x Cl.	112XCPVNIP	2.14
1 1/2 x Sh.	112XSPVNIP	2.29
1 1/2 x 3"	112X3PVNIP	2.67
1 1/2 x 4"	112X4PVNIP	3.06
1 1/2 x 5"	112X5PVNIP	3.51
1 1/2 x 6"	112X6PVNIP	3.99
2 x Cl.	2XCPVNIP	2.81
2 x Sh.	2XSPVNIP	3.14
2 x 3"	2X3PVNIP	3.33
2 x 3 1/2"	2X312PVNIP	5.19
2 x 4"	2X4PVNIP	3.86
2 x 4 1/2"	2X412PVNIP	4.54
2 x 5"	2X5PVNIP	4.54
2 x 5 1/2"	2X512PVNIP	4.54
2 x 6"	2X6PVNIP	5.09
3 x Cl.	3XCPVNIP	9.15
3 x 3"	3X3PVNIP	9.78
3 x 4"	3X4PVNIP	11.57
3 x 5"	3X5PVNIP	13.35
3 x 6"	3X6PVNIP	14.99

PVC Valves (02)

PVC Socket True Union 2000 Ball Valves

LESS Lock-Out Handle

Pressure rating at 73°F, Water:

1/2" - 2" 235 psi.

2 1/2" - 4" 150 psi.

EPDM O-Ring Seals.

Socket ends.

Not for use with compressed air or gas

SIZE	STOCK NO	EACH
1/2"	12PVBAVA	38.23
3/4"	34PVBAVA	44.76
1"	1PVBAVA	52.84
1 1/4"	114PVBAVA	89.76
1 1/2"	112PVBAVA	89.76
2"	2PVBAVA	119.71
Socket Ends		
2 1/2"	212PVBAVA	167.92
3"	3PVBAVA	284.50
4"	4PVBAVA	490.96

PVC Union Ball Check Valves

Pressure rating at 73°F, Water:

1/2" - 2" 235 psi

Viton® O-Ring Seals

Threaded and Socket ends

Not for use with compressed air or gas

SIZE	STOCK NO	EACH
1/2"	12PVCV	56.32
3/4"	34PVCV	62.89
1"	1PVCV	78.99
1 1/4"	114PVCV	116.12
1 1/2"	112PVCV	131.88
2"	2PVCV	180.39



PVC Union Ball Check Valves

Pressure rating at 73°F, Water:

2 1/2" - 4" 150 psi

Viton® O-Ring Seals

Socket ends

Not for use with compressed air or gas

SIZE	STOCK NO	EACH
2 1/2"	212PVSCV	378.39
3"	3PVSCV	437.20
4"	4PVSCV	502.92

Series 2132 PVC Compact Ball Valves

Pressure rating at 73°F, Water:

1/2" - 2" 235 psi

Viton® O-Ring Seals

Socket ends

Not for use with compressed air or gas

SIZE	STOCK NO	EACH
1/2"	12PVCBAVA	16.09
3/4"	34PVCBAVA	19.98
1"	1PVCBAVA	23.82
1 1/4"	114PVCBAVA	34.65
1 1/2"	112PVCBAVA	44.25
2"	2PVCBAVA	59.67



Series 2622 PVC Utility Ball Valves

Pressure rating at 73°F, Water:

1/2" - 6" 150 psi

EPDM O-Ring Seals

Slip x slip

Not for use with compressed air or gas

SIZE	STOCK NO	EACH
1/2"	12PVUBAVA	2.97
3/4"	34PVUBAVA	3.69
1"	1PVUBAVA	5.22
1 1/4"	114PVUBAVA	8.44
1 1/2"	112PVUBAVA	21.01
2"	2PVUBAVA	18.01



PVC Standard Butterfly Valve

Pressure rating at 73° F

Water: 1/2" - 12" • 150 psi

Wafer Style. Thru going bolts.

EPDM O-Ring Seal. Lever Handle type

Not for use with compressed air or gas

SIZE	STOCK NO	EACH
4"	4PVBFVA	232.62
6"	6PVBFVA	344.38
8"	8PVBFVA	585.30



True Lug Available from Factory

PVC Slice Gate Valves

Stainless steel shaft, Santoprene™ seals,

Max working pressure is 15 psi, three piece

allows for repair or can be used as union.

Slip x slip, Metal handle.

SIZE	STOCK NO	EACH
1 1/2"	112SLGAVA	11.33
2"	2SLGAVA	17.67
3"	3SLGAVA	22.77
4"	4SLGAVA	96.82



NOTE:
Use IPS14108
on Gallon Cans

PVC Cements ^(18b)

ipscorp.com



Weld-On® P-68 Primer

For PVC & CPVC Pipe & Fittings
Quality low VOC primer for proper softening and preparation of PVC and CPVC pipe and fitting surfaces.
NSF and UPC Listed.



Use Purple where code calls for verification.

DESCRIPTION	STOCK NO	EACH
Purple Pint	PTPVPUPRN	14.95
Purple Quart	QTPVPUPRN	24.30
Purple Gallon	GAPVPUPRN	90.76
Clear Pint	PTPVPRN	17.99
Clear Quart	QTPVPRN	25.12

P-75 Wet 'R Dry Primer

For PVC & CPVC Pipe & Fittings
An aqua blue, very fast acting, primer for use with 725 (Wet 'R Dry) or other Weld-On PVC solvent cements.
NSF Listed.



DESCRIPTION	STOCK NO	EACH
1/2 Pint	12PTPVWNFPR	18.67

Weld-On® P-70 Primer

For PVC & CPVC Pipe & Fittings
Premium, industrial strength, low VOC primer for softening and preparation of PVC and CPVC pipe and fitting surfaces. Recommended for Schdule 80 and large size pipe.
NSF and UPC Listed.




Use Purple where code calls for verification.

DESCRIPTION	STOCK NO	EACH
Purple Quart	QTIGPUPRN	49.66
Clear Quart	QTIGCLPR	49.66

Applicators

Cap Dauber



SIZE	STOCK NO	EACH
DQ50, or Quart sized cans. No. 11831		
1/2"	IPS11831	1.28
DQ-150, for up to 3" Pipe Diameter		
1 1/2"	CACAWBR	1.35

Gallon Wide Mouth Cap w/Swab



STOCK NO	EACH
GACAROAP	19.56

Quart Can Cap with 4" Swab



STOCK NO	EACH
IPS12071	15.57

SuperSwab



STOCK NO	EACH
4" swab for pipe diameter from 4" through 8"	
Swab & Handle	
IPS14108	18.81
Replacement Swab • 4-Pack	
IPS14109	26.94

No. 780 Regular low-VOC PVC Cement

Regular-bodied fast-setting clear cement for use on PVC pipe and fittings up to 4 inches in diameter (except schd. 80). Also for PVC foamcore pipe.
NSF and UPC Listed.



SIZE	STOCK NO	EACH
4 oz.	14PTPVCE	5.90
8 oz.	12PTPVCE	9.16
Pint	PTPVCE	15.70
Quart	QTPVCE	27.75
Gallon	GAPVCE	98.89

No. 781 Medium low-VOC PVC Cement

Medium-bodied fast-setting clear cement for up to 6" diameter PVC pipe and fittings (Schd. 80 up to 4"). Also for PVC foamcore pipe.
NSF and UPC Listed.



SIZE	STOCK NO	EACH
Pint	PTPVMCE	16.56
Quart	QTPVMCE	18.74

No. 782 Heavy-Duty low-VOC PVC Cement

Heavy-bodied medium-setting clear cement for all classes and schedules of PVC pipe and fittings up to 12" in diameter. Helps fill gaps in larger diameter pipe and loose fitting joints.
NSF and UPC Listed.



DESCRIPTION	STOCK NO	EACH
Pint	PTPVHDCE	15.13
Quart	QTPVHDCE	27.24
Gallon	GAPVHDCE	94.51

No. 790 Multi-Purpose Cement for PVC and CPVC Pipe and Fittings

Medium bodied, fast setting, low VOC multi-purpose cement for all classes & schedules with interference fit through 6" diameter, Sch. 80 through 4" diameter.



SIZE	STOCK NO	EACH
Pint	PTALPUCE	32.15

Oatey

oatey.com

Un-Purple Primer

For PVC & CPVC Pipe & Fittings
Primer appears clear. Purple color revealed only under a UV light.
NSF Listed. (NOT MN approved)



DESCRIPTION	STOCK NO	EACH
Pint	PTPVUNPUPRN	20.78
Quart	QTPVUNPUPRN	34.40

Orange Lava™

Hot CPVC Cut-In Cement
Fast curing cement designed for cut-in and repair jobs that require minimal down-time in all weather climates.
No primer necessary if local codes permit.
NSF and UPC Listed.



DESCRIPTION	STOCK NO	EACH
8oz	12PTCPVCOLCE	17.21

No. 727 Hot 'R Cold low VOC PVC Cement

Medium-bodied, very fast setting, clear cement for use on all Rigid/Flexible PVC pipe and fittings up to 6" or Schd. 80 up to 4" in diameter. Cold weather performance to -15°F.
NSF and UPC Listed.



DESCRIPTION	STOCK NO	EACH
Pint	PTPVCWCE	15.31
Quart	QTPVCWCE	22.42
Gallon	GAPVCWCE	134.93

No. 735 Wet 'N Fast low VOC PVC Cement

For all Rigid/Flexible PVC pipe and fittings up to 6" diameter, Schd. 80 up to 4". For wet conditions and/or quick pressurization conditions; Extremely fast setting.



DESCRIPTION	STOCK NO	EACH
Half Pint	12PTPVWNFCE	17.29
Pint	PTPVWNFCE	29.60

No. 711 Industrial low VOC PVC Cement

Heavy Bodied, medium setting. For use on all classes and schedules of PVC pipe and fittings up to 12" in diameter. Gray color.
NSF, UPC and CSA Listed.



DESCRIPTION	STOCK NO	EACH
Pint	PTPVFSDCE	33.24
Quart	QTPVFSDCE	55.95
Gallon	GAPVFSDCE	189.06

No. 719 Extra Heavy Duty with Paint Can Top

Extra heavy bodied, slow setting, gray PVC cement for all classes and schedules with interference fit through 30" in diameter.
NSF, UPC and CSA Listed.

DESCRIPTION	STOCK NO	EACH
Gallon	GAPVXHCE	232.29

(18) Weld-On 810 Kit

Two-component, high strength, low-VOC reactive adhesive.
For fabricating and repairing PVC pipe, fittings and joining saddles to pipe. Also bonds PVC, CPVC, ABS, styrene, FRP (fiberglass reinforced polyester), metals, concrete, clay and other materials to themselves or to dissimilar materials.



DESCRIPTION	STOCK NO	EACH
4 oz.	4OZ810	46.54

See Page 1203 for ABS & Transition Cements/All purpose Cleaners

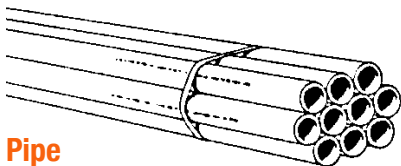


Chemical Pipe and Fittings ⁽⁵⁰⁾

Orion

orionfittings.com

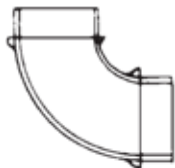
- Made of fire retardant polypropylene.
- Designed for the conveyance of aggressive liquid chemical wastes under gravity flow conditions.
- All plastic construction.
- No metal in the joint.



Pipe

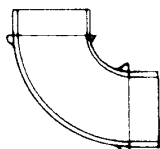
Schedule 40
10' Lengths only

PIPE SIZE	STOCK NO	PER FOOT
1 1/2"	112X10PP	27.47
2"	2X10PP	36.84
3"	3X10PP	65.56
4"	4X10PP	92.41



1/4 Bend

SIZE	STOCK NO	EACH
1 1/2"	112PPL	49.12
2"	2PPL	56.61
3"	3PPL	156.51
4"	4PPL	278.89



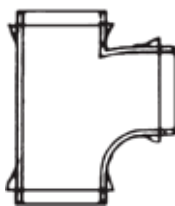
Long Sweep 1/4 Bend

SIZE	STOCK NO	EACH
1 1/2"	112PPLSL	127.37
2"	2PPLSL	215.62



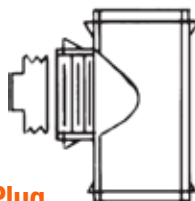
1/8 Bend

SIZE	STOCK NO	EACH
1 1/2"	112PP45L	43.29
2"	2PP45L	53.70
3"	3PP45L	139.03
4"	4PP45L	243.51



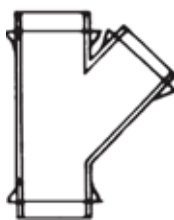
Sanitary Tee

SIZE	STOCK NO	EACH
1 1/2"	112PPST	146.10
2"	2PPST	231.02
3"	3PPST	342.57
4"	4PPST	585.66
2x1 1/2"	2X112PPST	106.14
3x2"	3X2PPST	255.16
3x1 1/2"	3X112PPST	247.25
4x2"	4X2PPST	395.85
4x3"	4X3PPST	382.53



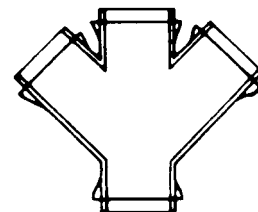
Cleanout Tee with Plug

SIZE	STOCK NO	EACH
1 1/2"	112PPCOT	132.37
2"	2PPCOT	140.69
3"	3PPCOT	286.80



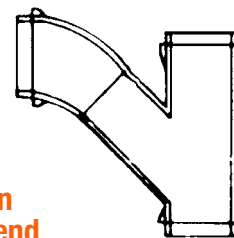
45 Wye

SIZE	STOCK NO	EACH
1 1/2"	112PPY	43.29
2"	2PPY	71.39
3"	3PPY	214.37
4"	4PPY	328.42
2x1 1/2"	2X112PPY	100.73
3x1 1/2"	3X112PPY	278.89
3x2"	3X2PPY	287.63
4x2"	4X2PPY	461.21
4x3"	4X3PPY	474.94



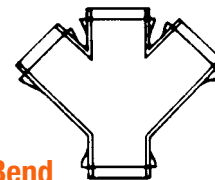
Double Wye

SIZE	STOCK NO	EACH
1 1/2"	112PPDY	347.99
2"	2PPDY	631.87
2x1 1/2"	2X112PPDY	628.54
3x2"	3X2PPDY	546.95



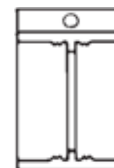
Combination Wye & 1/8 Bend

SIZE	STOCK NO	EACH
1 1/2"	112PPLTY	141.94
2"	2PPLTY	154.85
3"	3PPLTY	380.04
2x1 1/2"	2X112PPLTY	149.43
3x1 1/2"	3X112PPLTY	515.73
3x2"	3X2PPLTY	426.24
4x2"	4X2PPLTY	669.75



Combination Double Wye & 1/8 Bend

SIZE	STOCK NO	EACH
2"	2PPDLTY	631.87



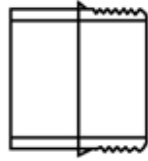
Coupling

SIZE	STOCK NO	EACH
1 1/2"	112PPC	39.13
2"	2PPC	45.16
3"	3PPC	66.39
4"	4PPC	89.08

Chemical Pipe and Fittings ⁽⁵⁰⁾

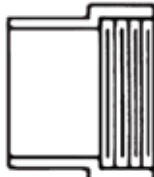
Orion

orionfittings.com



Male Adapter

SIZE	STOCK NO	EACH
1 1/2"	112PPMA	56.61
2"	2PPMA	49.74



Female Adapter

SIZE	STOCK NO	EACH
1 1/2"	112PPFA	82.63
2"	2PPFA	57.86



MJ Adapter

SIZE	STOCK NO	EACH
1 1/2"	112PPSA	136.11



"P" Trap

Full Drop Union Connection

SIZE	STOCK NO	EACH
2"	2PPUPT	450.80




"P" Trap

SIZE	STOCK NO	EACH
1 1/2"	112PPPT	467.45
2"	2PPPT	415.42
3"	3PPPT	863.30



Sink Outlet with Plug

SIZE	STOCK NO	EACH
Black 1 1/2 x 3 7/8"	112PPSO	203.96



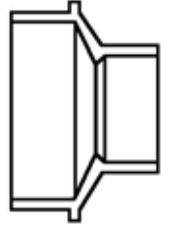
Cleanout Adapter with Plug

SIZE	STOCK NO	EACH
1 1/2"	112PPCOP	136.11
2"	2PPCOP	145.27
3"	3PPCOP	247.25
4"	4PPCOP	377.96



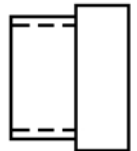
Sink Tailpiece Extension

SIZE	STOCK NO	EACH
1 1/2 x 12"	112RLNSX12	252.66



Reducing Bushing

SIZE	STOCK NO	EACH
2 x 1 1/2"	2X112PPC	74.09
3 x 1 1/2"	3X112PPC	82.63
3 x 2"	3X2PPC	91.16
4 x 2"	4X2PPC	177.32
4 x 3"	4X3PPC	189.39



MJ Cap

No coupling included

SIZE	STOCK NO	EACH
1 1/2"	112PPCAP	126.12
2"	2PPCAP	204.38
3"	3PPCAP	236.85
4"	4PPCAP	253.50

Grooving Tool & Spanner

SIZE	STOCK NO	EACH
1 1/2"	112PPPTO	674.79
2"	2PPPTO	679.41
3"	3PPPTO	1296.85
4"	4PPPTO	1195.10

Spears® LabWaste® CPVC pipe and fittings are NSF® Certified for Corrosive Waste Use & Listed to ASTM F 2618 Specification for CPVC Pipe & Fittings for Chemical Waste Drainage Systems. Meets 25/50 Flame & Smoke Requirement for use in Return Air Plenums.

Non-Pressure Drainage Service to 220° F. Specially Formulated One-Step Solvent Cement Provides Chemical Resistance Equal to System Pipe & Fittings.

Pipe

Schedule 40

10' Lengths only



PIPE PER SIZE	STOCK NO	FOOT
1 1/2"	112X10LW	9.54
2"	2X10LW	12.92
3"	3X10LW	23.33
4"	4X10LW	33.13
6"	6X10LW	59.80

Couplings



SIZE	STOCK NO	EACH
1 1/2"	112LWC	25.35
2"	2LWC	31.64
3"	3LWC	40.50
4"	4LWC	57.63
6"	6LWC	91.33

Reducing

2" x 1 1/2"	2X112LWC	49.62
3" x 1 1/2"	3X112LWC	52.37
3" x 2"	3X2LWC	57.63
4" x 2"	4X2LWC	63.34
4" x 3"	4X3LWC	69.09
6" x 4"	6X4LWC	116.85

Female Adapter



SIZE	STOCK NO	EACH
1 1/2"	112LWFA	19.95
2"	2LWFA	27.17
3"	3LWFA	44.85
4"	4LWFA	86.19
6"	6LWFA	144.39

Cleanout Adapter with Square Head Plug



SIZE	STOCK NO	EACH
1 1/2"	112LWCOA	21.00
2"	2LWCOA	24.75
3"	3LWCOA	45.68
4"	4LWCOA	78.57
6"	6LWCOA	135.91

"P" Trap Solvent Weld



SIZE	STOCK NO	EACH
1 1/2"	112LWWPT	63.28
2"	2LWWPT	88.32
3"	3LWWPT	160.31
4"	4LWWPT	284.96

1/4 Bend



SIZE	STOCK NO	EACH
1 1/2"	112LWL	32.46
2"	2LWL	40.34
3"	3LWL	68.48
4"	4LWL	108.95
6"	6LWL	281.93

1/4 Bend Street Ell



SIZE	STOCK NO	EACH
1 1/2"	112LWSL	38.11
2"	2LWSL	48.36
3"	3LWSL	64.76
4"	4LWSL	102.87
6"	6LWSL	249.63

Long Sweep 1/4 Bend



SIZE	STOCK NO	EACH
1 1/2"	112LWLRL	33.59
2"	2LWLRL	45.78
3"	3LWLRL	78.33
4"	4LWLRL	112.57
6"	6LWLRL	361.87

1/8 Bend



SIZE	STOCK NO	EACH
1 1/2"	112LW45L	31.88
2"	2LW45L	38.85
3"	3LW45L	71.29
4"	4LW45L	80.81
6"	6LW45L	236.00

1/8 Bend Street Ell



SIZE	STOCK NO	EACH
1 1/2"	112LWS45L	24.15
2"	2LWS45L	27.44
3"	3LWS45L	60.80
4"	4LWS45L	62.40
6"	6LWS45L	224.20

LabWaste® One-Step CPVC Cement



SIZE	STOCK NO	EACH
Quart	QTLWCE	110.40

Sanitary Tees



SIZE	STOCK NO	EACH
1 1/2"	112LWST	40.34
2"	2LWST	48.29
3"	3LWST	96.65
4"	4LWST	144.78
6"	6LWST	410.22

Reducing

2 x 1 1/2 x 1 1/2"	2X112X112LWST	48.21
2 x 2 x 1 1/2"	2X112LWST	48.21
2 x 1 1/2 x 2"	2X112X2LWST	50.38
3 x 3 x 1 1/2"	3X112LWST	83.91
3 x 3 x 2"	3X2LWST	90.20
4 x 4 x 2"	4X2LWST	129.36
4 x 4 x 3"	4X3LWST	135.15
6 x 6 x 4"	6X4LWST	337.93

Cleanout Tee with Square Head Plug



SIZE	STOCK NO	EACH
1 1/2"	112LWCOT	48.01
2"	2LWCOT	53.03
3"	3LWCOT	111.21
4"	4LWCOT	151.47
6"	6LWCOT	409.07

45 Wye



SIZE	STOCK NO	EACH
1 1/2"	112LWY	41.10
2"	2LWY	57.66
3"	3LWY	102.77
4"	4LWY	149.79
6"	6LWY	380.28

Reducing

2 x 1 1/2 x 1 1/2"	2X112X112LWY	58.39
2 x 2 x 1 1/2"	2X112LWY	57.66
2 x 1 1/2 x 2"	2X112X2LWY	57.66
3 x 3 x 1 1/2"	3X112LWY	88.49
3 x 3 x 2"	3X2LWY	95.79
4 x 4 x 2"	4X2LWY	137.89
4 x 4 x 3"	4X3LWY	143.78
6 x 6 x 4"	6X4LWY	246.94

Combination Wye & 1/8 Bend



SIZE	STOCK NO	EACH
1 1/2"	112LWLTY	53.65
2"	2LWLTY	71.61
2 x 1 1/2"	2X112LWLTY	64.47

Geothermal Tubing and Fittings ^(08b)

Centfuse Geothermal pipe by Centennial Plastics. HDPE & Earthloops with "patented" bullet U bend fittings for heat pump systems. Centennial Geothermal pipe is certified by NSF to meet it's highest standards for polyethylene NSF standard 14.



Geothermal Tubing

Coils • SDR11 • 200 PSI • For Horiz. use @ 6' Depth

PIPE SIZE	STOCK NO	PER FOOT
3/4" x 600'	34X600GEO	.60
3/4" x 800'	34X800GEO	.60
1 1/4" x 100'	114X100GEO	1.43
1 1/4" x 200'	114X200GEO	1.43
1 1/4" x 300'	114X300GEO	1.43
2" x 300'	2X300GEO	2.26
Earth Loops		
3/4" x 310'	34X310GEO	.73
1" x 310'	1X310GEO	1.05
3/4" x 370'	34X370GEO	.70
3/4" x 410'	34X410GEO	.69
1" x 410'	1X410GEO	1.02
3/4" x 510'	34X510GEO	.67
3/4" x 810'	34X810GEO	.65
20' Lengths • SDR11 • 160 PSI		
3/4" x 20'	34X20GEO	.60
1" x 20'	1X20GEO	.93
1 1/4" x 20'	114X20GEO	1.43
2" x 20'	2X20GEO	2.26
3" x 20'	3X20GEO	4.42
4" x 20'	4X20GEO	7.30



Geothermal U-Bend


With Fusion Coupling

PIPE SIZE	STOCK NO	EACH
3/4"	34GEOUB	68.75
1"	1GEOUB	68.75

Geothermal Male Adapters

Socket Fusion x MPT

SIZE	STOCK NO	EACH
1"	1GEOOMA	24.96
1 1/4"	114GEOOMA	48.13
2"	2GEOOMA	74.81
Reducing		
1" x 3/4"	1X34GEOOMA	24.27
1 1/4" x 1"	114X1GEOOMA	26.32



Geothermal Outlet Manifold

1 1/4" x 3/4"

DESCRIPTION	STOCK NO	EACH
3 outlet	30UGEOMA	25.23
4 outlet	40UGEOMA	31.09
5 outlet	50UGEOMA	42.74
6 outlet	60UGEOMA	58.39
7 outlet	70UGEOMA	70.95



Geothermal Couplings

Socket Fusion

SIZE	STOCK NO	EACH
3/4"	34GEOC	2.69
1"	1GEOC	2.97
1 1/4"	114GEOC	3.55
2"	2GEOC	4.82



Reducing

1" x 3/4"	1X34GEOC	5.93
1 1/4" x 3/4"	114X34GEOC	6.07
1 1/4" x 1"	114X1GEOC	7.83
2" x 1"	2X1GEOC	10.48
2" x 1 1/4"	2X114GEOC	10.48

Geothermal Ells

Socket Fusion

SIZE	STOCK NO	EACH
3/4"	34GEOEL	3.78
1"	1GEOEL	4.32
1 1/4"	114GEOEL	6.24
2"	2GEOEL	15.12



Reducing

1" x 3/4"	1X34GEOEL	4.58
1 1/4" x 3/4"	114X34GEOEL	4.76

Geothermal Tees

Socket Fusion

SIZE	STOCK NO	EACH
3/4"	34GEOOT	4.73
1"	1GEOOT	6.12
1 1/4"	114GEOOT	9.10
2"	2GEOOT	18.14



Reducing

1 1/4" x 3/4" x 3/4"	114X34X34GEOOT	9.02
1 1/4" x 1 1/4" x 3/4"	114X34GEOOT	9.02
2" x 2" x 3/4"	2X34GEOOT	20.79

Geothermal Caps

Socket Fusion

SIZE	STOCK NO	EACH
3/4"	34GEOCAP	3.87
1"	1GEOCAP	4.28
1 1/4"	114GEOCAP	5.23
2"	2GEOCAP	6.60



Geothermal Clip

PIPE SIZE	STOCK NO	EACH
3/4"	34GEOCLIP	4.78
1"	1GEOCLIP	4.78



Geo-Stab Coupling

DR11

DESCRIPTION	STOCK NO	EACH
3/4"	34GEOSTABC	18.95
1 1/4"	114GEOSTABC	35.53



Geo-Stab 1/4 Bend

DR11

DESCRIPTION	STOCK NO	EACH
1 1/4"	114GEOSTABL	79.91



Geo-Stab Reducing Tee

DR11

DESCRIPTION	STOCK NO	EACH
1 1/4" x 1 1/4" x 3/4"	114X34GEOSTABT	109.14



Geo-Stab Male Adapter

DR11

DESCRIPTION	STOCK NO	EACH
1 x 1 1/4"	1X114GEOSTABMA	60.07



Heater Bushing Sockets

For HPDE/Geothermal

SIZE	STOCK NO	EACH
1/2" IPS	95305000	84.20
3/4" IPS	95305010	84.20
1" IPS	95305020	84.20
1 1/4" IPS	95305030	110.88
1 1/2" IPS	95305040	110.88
2" IPS	95305050	110.88
3" IPS	95305060	334.03
4" IPS	95305070	454.75



Geothermal Socket Fusion Kit

PIPE SIZE	STOCK NO	EACH
3/4" - 2"	48CPT2K	3144.94

Chamfering Tool on Page 1221



PP-RCT Pipe and Fittings (08C)

Niron • Socket Fusion

RCT Piping

SIZE	STOCK NO	PER FOOT
SDR 7.4 at 50°F - 480 psi or at 203°F - 120 psi		
1/2"	27TNIRCL2073	1.21
3/4"	27TNIRCL2573	1.81
1 1/2"	27TNIRCL5073	7.66
2"	27TNIRCL6373	11.49
SDR 9 at 50°F - 380 psi or at 203°F - 96 psi		
1"	27TNIRCL329	2.06
1 1/2"	27TNIRCL509	4.94
2"	27TNIRCL639	8.02
6"	27TNIRCL1609	32.98
SDR 11 at 50°F - 300 psi or at 203°F - 75 psi		
1 1/4"	27TNIRCL4011	2.57
1 1/2"	27TNIRCL5011	4.23
2"	27TNIRCL6311	6.86
2 1/2"	27TNIRCL7511	9.88
3"	27TNIRCL9011	13.91
4"	27TNIRCL12511	23.38
6"	27TNIRCL16011	26.21
8"	27TNIRCL20011	42.13
10"	27TNIRCL25011	65.72
12"	27TNIRCL31511	101.20
SDR 17 at 50°F - 190 psi or at 203°F - 48 psi		
2"	27TNIRCL6317	6.05
2 1/2"	27TNIRCL7517	8.87
3"	27TNIRCL9017	12.90
4"	27TNIRCL12517	17.13
6"	27TNIRCL16017	21.97
8"	27TNIRCL20017	35.08
10"	27TNIRCL25017	54.83
12"	27TNIRCL31517	84.27

90° Elbow

SIZE	STOCK NO	EACH
1/2"	27NG20	1.53
3/4"	27NG25	1.93
1"	27NG32	2.83
1 1/4"	27NG40	4.35
1 1/2"	27NG50	9.36
2"	27NG63	14.39
2 1/2"	27NG75	31.97
3"	27NG90	53.02
4"	27NG125	114.91

90° Elbow - Long Spigot SDR 11

SIZE	STOCK NO	EACH
4"	27NG901125MM	92.73
6"	27NG901160MM	120.95
8"	27NG9011200MM	225.78
10"	27NG9011250MM	314.47
12"	27NG9011315MM	733.04

45° Elbow

SIZE	STOCK NO	EACH
1/2"	27NC4520	1.53
3/4"	27NC4525	1.93
1"	27NC4532	2.83
1 1/4"	27NC4540	4.35
1 1/2"	27NC4550	9.36
2"	27NC4563	14.11
2 1/2"	27NC4575	31.65
3"	27NC4590	56.44
4"	27NC45125	120.95

45° Elbow - Long Spigot SDR 11

SIZE	STOCK NO	EACH
4"	27NC451125MM	92.73
6"	27NC451160MM	129.02
8"	27NC4511200MM	217.71
10"	27NC4511250MM	290.28
12"	27NC4511315MM	866.32

90° Tee

SIZE	STOCK NO	EACH
1/2"	27NT20	2.06
3/4"	27NT25	2.83
1"	27NT32	3.59
1 1/4"	27NT40	6.05
1 1/2"	27NT50	15.52
2"	27NT63	22.18
2 1/2"	27NT75	37.50
3"	27NT90	62.09
4"	27NT125	124.98

Tee - Long Spigot SDR 11

SIZE	STOCK NO	EACH
4"	27NT1125MM	116.92
6"	27NT1160MM	145.14
8"	27NT11200MM	290.28
10"	27NT11250MM	476.48
12"	27NT11315MM	886.31

14" - 24" Butt Fusion Sizes Call for Pricing

Reducing Tee

SIZE	STOCK NO	EACH
3/4 x 1/2 x 1/2"	27NTR252020	2.83
3/4 x 3/4 x 1/2"	27NTR252025	2.83
3/4 x 1/2 x 3/4"	27NTR252520	2.83
3/4 x 3/4 x 1"	27NTR253225	3.63
1 x 1/2 x 1/2"	27NTR322020	3.63
1 x 3/4 x 1/2"	27NTR322025	3.63
1 x 1 x 1/2"	27NTR322032	3.63
1 x 3/4 x 3/4"	27NTR322525	3.63
1 x 1 x 3/4"	27NTR322532	3.63
1 x 3/4 x 1"	27NTR323225	3.63
1 1/4 x 1 1/4 x 1/2"	27NTR402040	5.44
1 1/4 x 1 1/4 x 3/4"	27NTR402540	5.44
1 1/4 x 1 1/4 x 1"	27NTR403240	5.44
1 1/2 x 1 1/2 x 1/2"	27NTR502050	15.52
1 1/2 x 1 1/2 x 3/4"	27NTR502550	15.52
1 1/2 x 1 1/2 x 1"	27NTR503250	15.52
1 1/2 x 1 1/2 x 1 1/4"	27NTR504050	15.52
2 x 2 x 3/4"	27NTR632563	20.96
2 x 2 x 1"	27NTR633263	20.96
2 x 2 x 1 1/4"	27NTR634063	20.96
2 x 2 x 1 1/2"	27NTR635063	20.96
2 1/2 x 2 1/2 x 1"	27NTR753275	34.27
2 1/2 x 2 1/2 x 1 1/4"	27NTR754075	34.27
2 1/2 x 2 1/2 x 1 1/2"	27NTR755075	34.27
2 1/2 x 2 1/2 x 2"	27NTR756375	34.27
3 x 3 x 1 1/2"	27NTR905090	68.95
3 x 3 x 2"	27NTR906390	68.95
3 x 3 x 2 1/2"	27NTR907590	68.95
4 x 4 x 2"	27NTR12563125	124.98
4 x 4 x 2 1/2"	27NTR12575125	124.98
4 x 4 x 3"	27NTR12590125	124.98



Female Threaded Tee

SIZE	TYPE	STOCK NO	EACH
1/2" x 1/2" NPT	A	27NTF2012NPT	8.06
3/4" x 1/2" NPT	A	27NTF2512NPT	8.06
3/4" x 3/4" NPT	A	27NTF2534NPT	11.00
1" x 1/2" NPT	B	27NTF3212NPT	11.00
1" x 3/4" NPT	B	27NTF3234NPT	12.46
1" x 1" NPT	B	27NTF321NPT	20.16

14" - 24" Butt Fusion Sizes Call for Pricing

Fusion End Cap

SIZE	STOCK NO	EACH
1/2"	27NCC20	2.22
3/4"	27NCC25	2.83
1"	27NCC32	3.43
1 1/4"	27NCC40	5.24
1 1/2"	27NCC50	7.26
2"	27NCC63	12.30
2 1/2"	27NCC75	17.94
3"	27NCC90	40.72
4"	27NCC125	74.79

End Cap - Long Spigot SDR 11

SIZE	STOCK NO	EACH
2"	27NCC6311M	12.10
2 1/2"	27NCC7511M	17.74
3"	27NCC9011M	40.32
4"	27NCC12511M	74.18
6"	27NCC16011M	100.79

Coupling

SIZE	STOCK NO	EACH
1/2"	27NMAN20	1.41
3/4"	27NMAN25	1.57
1"	27NMAN32	2.02
1 1/4"	27NMAN40	2.50
1 1/2"	27NMAN50	5.24
2"	27NMAN63	10.48
2 1/2"	27NMAN75	11.70
3"	27NMAN90	25.80
4"	27NMAN125	55.24

Stub Flange

SIZE	STOCK NO	EACH
1" with ring gasket	27NCOSA32	4.84
1 1/4" with ring gasket	27NCOSA40	5.64
1 1/2" with ring gasket	27NCOSA50	9.07
2" with ring gasket	27NCOSA63	10.08
2 1/2" with ring gasket	27NCOSA75	14.31
3"	27NCOSA90*	29.03
4"	27NCOSA125*	72.57

*Requires Flat Full Face Gasket

Stub Flange Long Spigot End

SIZE	STOCK NO	EACH
SDR 11 - Butt Weld, can be used with Electrofusion		
2"	27NCRT6311	14.51
2 1/2"	27NCRT7511	20.16
3"	27NCRT9011	29.03
4"	27NCRT12511	52.41
5"	27NCRT12511A5LS*	62.31
6"	27NCRT16011	70.56
8"	27NCRT20011	213.68
10"	27NCRT25011	278.19
12"	27NCRT31511	526.46


14" - 24" Butt Fusion Sizes Call for Pricing

*5" Use Ring 00FLAACPP1255A5

PP-RCT Pipe and Fittings (8BC)

Niron • Socket Fusion

nupiamericas.com



Reducer Socket Fusion

SIZE	TYPE	STOCK NO	EACH
3/4" x 1/2"	A	27NR2520	1.57
1" x 1/2"	B	27NR3220	2.02
1" x 3/4"	A	27NR3225	2.02
1 1/4" x 1/2"	B	27NR4020	3.23
1 1/4" x 3/4"	B	27NR4025	3.23
1 1/4" x 1"	A	27NR4032	3.23
1 1/2" x 1/2"	B	27NR5020	5.24
1 1/2" x 3/4"	B	27NR5025	5.24
1 1/2" x 1"	B	27NR5032	5.24
1 1/2" x 1 1/4"	A	27NR5040	5.24
2" x 3/4"	B	27NR6325	10.68
2" x 1"	B	27NR6332	10.68
2" x 1 1/4"	B	27NR6340	10.68
2" x 1 1/2"	A	27NR6350	10.68
2 1/2" x 1/2"	B	27NR7520	12.10
2 1/2" x 3/4"	B	27NR7525	12.10
2 1/2" x 1"	B	27NR7532	12.10
2 1/2" x 1 1/4"	B	27NR7540	12.10
2 1/2" x 1 1/2"	B	27NR7550	12.10
2 1/2" x 2"	A	27NR7563	12.10
3" x 2 1/2"	A	27NR9075	26.81
4" x 3"	C	27NR12590	65.31

Male Concentric Reducer - Long Spigot SDR 9
Butt Weld or can be used with Electrofusion
4" x 2" 27NR125639MM 108.05

Male Concentric Reducer - Long Spigot SDR 11
Butt Weld or can be used with Electrofusion
4" x 2 1/2" 27NR125751MM 65.31

4" x 3" 27NR1259011MM 65.31

6" x 4" 27NR16012511MM 72.57

8" x 6" 27NR20016011MM 75.80

Other sizes and SDR's available . . . Call for Pricing



Sidewall Welding Sockets With Socket Fusion Outlets

OUTLET	MAIN PIPE	STOCK NO	EACH
1/2"	1 1/4"	27NGS2040	4.03
1/2"	1 1/2"	27NGS2050	4.03
1/2"	2"-2 1/2"	27NGS206375	5.64
1/2"	3"-4"	27NGS2090110125	8.06
1/2"	6"-8"	27NGS20160200	10.08
1/2"	10"-12"	27NGS20250315	12.10
3/4"	1 1/4"	27NGS2540	4.03
3/4"	1 1/2"	27NGS2550	4.03
3/4"	2"-2 1/2"	27NGS256375	5.64
3/4"	3"-4"	27NGS2590110125	8.06
3/4"	6"-8"	27NGS25160200	10.08
3/4"	10"-12"	27NGS25250315	12.10
1"	2"-2 1/2"	27NGS326375	5.64
1"	3"-4"	27NGS3290110125	8.06
1"	6"-8"	27NGS32160200	10.08
1"	12"-10"	27NGS32250315	12.10
1 1/4"	3"	27NGS4090	8.06
1 1/4"	4"	27NGS40125	8.06
1 1/4"	6"-8"	27NGS40160200	10.08
1 1/4"	10"-12"	27NGS40250315	20.96
1 1/2"	3"	27NGS5090	14.51
1 1/2"	4"	27NGS50125	14.51
1 1/2"	6"	27NGS50160	20.96
1 1/2"	8"	27NGS50200	27.42
1 1/2"	10"	27NGS50250	32.25
2"	4"	27NGS63125	14.51
2"	6"	27NGS63160	20.96

Available up to 4" outlet on 8"-24" Main Pipe. Call for Pricing

Sidewall Female Welding Sockets

With NPT Lead Free Brass - Side Fusion

SIZE	THREAD	STOCK NO	EACH
2"-2 1/2"	1/2"	27NGSF126375NPT	12.46
3"-4"	1/2"	27NGSF1290110125NPT	12.46
6"-8"	1/2"	27NGSF12160200NPT	12.46
10"-12"	1/2"	27NGSF12250315NPT	12.46
2"-2 1/2"	3/4"	27NGSF346375NPT	18.33
3"-4"	3/4"	27NGSF3490110125NPT	18.33
6"-8"	3/4"	27NGSF34160200NPT	18.33
10"-12"	3/4"	27NGSF34250315NPT	18.33
2"-2 1/2"	1"	27NGSF016375NPT	29.32
3"-4"	1"	27NGSF0190110125NPT	29.32
6"-8"	1"	27NGSF01160200NPT	29.32
10"-12"	1"	27NGSF01250315NPT	29.32


Available up to 2" Thread Brass & Stainless Steel Call for Pricing



Female Threaded Adapter

With NPT Lead Free Brass - Socket Fusion

SIZE	TYPE	STOCK NO	EACH
1/2" x 1/2"	A	27NRFF2012NPT	6.60
1/2" x 3/4"	A	27NRFF2034NPT	8.06
3/4" x 1/2"	A	27NRFF2512NPT	6.60
3/4" x 3/4"	A	27NRFF2534NPT	8.06
1" x 3/4"	A	27NRFF3234NPT	11.00
1" x 1"	A	27NRFF321NPT	16.86
1 1/4" x 1"	B	27NRFF401NPT	18.33
1 1/4" x 1 1/4"	B	27NRFF40114NPT	27.49
1 1/2" x 1 1/4"	B	27NRFF50114NPT	28.59
1 1/2" x 1 1/2"	B	27NRFF50112NPT	32.99
2" x 1 1/2"	B	27NRFF63112NPT	33.72
2" x 2"	B	27NRFF632NPT	47.65
2 1/2" x 2"	B	27NRFF752NPT	54.98
2 1/2" x 2 1/2"	B	27NRFF75212NPT	95.30
3" x 3"	B	27NRFF903NPT	139.28
4" x 4"	C	27NRFF1254NPT	256.56



Male Threaded Adapter

With NPT Lead Free Brass - Socket Fusion

SIZE	TYPE	STOCK NO	EACH
1/2" x 1/2"	A	27NRFM2012NPT	7.33
1/2" x 3/4"	A	27NRFM2034NPT	10.26
3/4" x 1/2"	A	27NRFM2512NPT	7.33
3/4" x 3/4"	A	27NRFM2534NPT	11.00
1" x 3/4"	A	27NRFM3234NPT	13.19
1" x 1"	A	27NRFM321NPT	18.33
1 1/4" x 1"	B	27NRFM401NPT	18.33
1 1/4" x 1 1/4"	B	27NRFM40114NPT	27.49
1 1/2" x 1 1/4"	B	27NRFM50114NPT	27.49
1 1/2" x 1 1/2"	B	27NRFM50112NPT	36.65
2" x 1 1/2"	B	27NRFM63112NPT	40.32
2" x 2"	B	27NRFM632NPT	54.98
2 1/2" x 2"	B	27NRFM752NPT	58.64
2 1/2" x 2 1/2"	B	27NRFM75212NPT	80.63
3" x 3"	B	27NRFM903NPT	131.95
4" x 4"	C	27NRFM1254NPT	362.85



Female Threaded Adapter

With NPT Stainless Steel - Socket Fusion

SIZE	TYPE	STOCK NO	EACH
1/2" x 1/2"	A	27NRFF2012SSNPT	27.49
1/2" x 3/4"	A	27NRFF2034SSNPT	32.99
3/4" x 1/2"	A	27NRFF2512SSNPT	27.49
3/4" x 3/4"	A	27NRFF2534SSNPT	32.99
1" x 3/4"	A	27NRFF3234SSNPT	27.49
1" x 1"	A	27NRFF321SSNPT	64.14
1 1/4" x 1"	C	27NRFF401SSNPT	65.97
1 1/4" x 1 1/4"	B	27NRFF40114SSNPT	93.10
1 1/2" x 1 1/4"	D	27NRFF50114SSNPT	93.10
1 1/2" x 1 1/2"	B	27NRFF50112SSNPT	111.42
2" x 1 1/2"	D	27NRFF63112SSNPT	111.42
2" x 2"	B	27NRFF632SSNPT	212.58

Available up to 4" Call for Pricing



Male Threaded Adapter

With NPT Stainless Steel - Socket Fusion

SIZE	TYPE	STOCK NO	EACH
1/2" x 1/2"	A	27NRFM2012SSNPT	29.32
1/2" x 3/4"	A	27NRFM2034SSNPT	32.99
3/4" x 1/2"	A	27NRFM2512SSNPT	29.32
3/4" x 3/4"	A	27NRFM2534SSNPT	32.99
1" x 3/4"	A	27NRFM3234SSNPT	32.99
1" x 1"	A	27NRFM321SSNPT	131.77
1 1/4" x 1"	C	27NRFM401SSNPT	136.17
1 1/4" x 1 1/4"	B	27NRFM40114SSNPT	170.62
1 1/2" x 1 1/4"	D	27NRFM50114SSNPT	176.66
1 1/2" x 1 1/2"	B	27NRFM50112SSNPT	192.61
2" x 1 1/2"	D	27NRFM63112SSNPT	197.92
2" x 2"	B	27NRFM632SSNPT	230.91

Available up to 4" Call for Pricing

Grooved Mechanical Adapter Long Spigot

For butt fusion or electrofusion welding.

SIZE	TYPE	STOCK NO	EACH
2" x 2"	A	27NRV6311	230.91
3" x 3"	A	27NRV9011	531.45
4" x 4"	A	27NRV12511	824.67



PP-RCT Pipe and Fittings (08C)

Niron • Socket Fusion

nupiamericas.com



Unions

Socket Fusion

SIZE	STOCK NO	EACH
Brass Nut with Socket Fusion Ends		
1/2"	27NCSJ2020	64.51
3/4"	27NCSJ2525	72.57
1"	27NCSJ4040	141.11
1 1/4"	27NCSJ3232	92.73
1 1/2"	27NCSJ5050	145.14
2"	27NCSJ6363	233.84



Union Ball Valves

Socket Fusion • True Union

SIZE	TYPE	STOCK NO	EACH
1/2"	A	27NRSPRCT20	43.98
3/4"	A	27NRSPRCT25	43.98
1"	A	27NRSPRCT32	43.98
1 1/4"	A	27NRSPRCT40	84.30
1 1/2"	A	27NRSPRCT50	98.96
2"	A	27NRSPRCT63	109.96
2 1/2"	A	27NRSPRCT75	373.85
3"	A	27NRSPRCT90	623.08

WELDING COLLAR SPIGOT ENDS

Socket Fusion • TU Butt Fusion & Electrofusion

SIZE	STOCK NO	EACH
1/4"	27NAPPS40	16.13
1/2"	27NAPPS50	16.93
2"	27NAPPS63	32.25
3"	27NAPPS90	56.44

Pipe Reinforcement

Self-gripping – Snap-on effect

Keeps plastic pipe straight.
Reinforcement fits inside insulation.

SIZE X LENGTH	INCH CONVERSION	STOCK NO	EACH
25mm x 10'	3/4"	PRM025	27.07
32mm x 10'	1"	PRM032	32.36
40mm x 10"	1 1/4"	PRM040	38.62
50mm x 10'	1 1/2"	PRM050	45.17
63mm x 10'	2"	PRM063	47.30
75mm x 10'	2 1/2"	PRM075	48.82
90mm x 10'	3"	PRM090	50.83
125mm x 10'	4"	PRM125	143.69
160mm x 10'	6"	PRM160	176.85

**Niron Pipe Clamps
on Page 1242 & 1510**

Coupling Style

Compression

SIZE	STOCK NO	EACH
1/2"	03NKMAN20	7.06
3/4"	03NKMAN25	8.47
1"	03NKMAN32	12.10
1 1/4"	03NKMAN40	22.18
1 1/2"	03NKMAN50	32.25
2"	03NKMAN63	40.32

PP Encapsulated Backing Ring

ANSI/ASA150

SIZE	STOCK NO	EACH
1"	00FLAACPP321	14.51
1 1/4"	00FLAACPP40114	14.51
1 1/2"	00FLAACPP50112	14.51
2"	00FLAACPP632	19.35
2 1/2"	00FLAACPP75212	27.27
3"	00FLAACPP903	27.27
3 1/2" Socket Fusion/Butt Fusion or		
4" Electrofusion	00FLAACPP1104	32.99
4" Socket Fusion Only	00FLAACPP1254	32.99
5"	00FLAACPP1255A5	40.90
6"	00FLAACPP1606	61.14
8"	00FLAACPP2008	82.25
10"	00FLAACPP25010	111.28

Available up to 14"-24" Call for Pricing

Gasket Low - Stress EPDM

SIZE	STOCK NO	EACH
1"	00GRET321	12.37
1 1/4"	00GRET40114	13.61
1 1/2"	00GRET50112	13.61
2"	00GRET632	14.43
2 1/2"	00GRET75212	14.43
3"	00GRET903	16.49
4"	00GRET1104	18.55
5"	00GRET1255	18.55
6"	00GRET1606	27.63
8"	00GRET2008	32.99
10"	00GRET25010	61.85
12"	00GRET31512	74.22

Other sizes available up to 24" Call for Pricing

Niron Flange Adapters and Bolts

Flange Part Number BASED ON SDR-11	Ring Style	SIZE	FLANGE WIDTH	BACKER RING	N HOLES	1/8" GASKET	Backing Washer	CAP SCREW Niron to Niron	CAP SCREW Niron to Steel
27NCRT3211	PE	1"	0.41	0.63	4	0.125	0.125	1/2" X 3-1/4"	1/2" X 2-3/4"
27NCRT4011	PE	1-1/4"	0.43	0.63	4	0.125	0.125	1/2" X3-1/2"	1/2" X 3"
27NCRT5011	PE	1-1/2"	0.47	0.71	4	0.125	0.125	1/2" X3-3/4"	1/2" X 3-1/4"
27NCRT6311	PE	2"	0.66	0.71	4	0.125	0.125	5/8" X 4-1/2"	5/8" X 3-3/4"
27NCRT7511	PE	2-1/2"	0.67	0.71	4	0.125	0.125	5/8" X4-1/2"	5/8" X 3-3/4"
27NCRT9011	PE	3"	0.71	0.79	4	0.125	0.125	5/8" X4-1/2"	5/8" X 4"
27NCRT12511	PE	4"	0.79	LS .94	8	0.125	0.125	3/4" X 5"	3/4" X 4"
27NCRT12511A5	PE	5"	1.02	0.94	8	0.125	0.125	3/4" X 6-1/2"	3/4" X 5"
27NCRT16011	PE	6"	0.96	1.02	8	0.125	0.125	3/4" X 6"	3/4" X 5"
27NCRT20011	PE	8"	1.26	1.02	8	0.125	0.125	3/4" X 7"	3/4" X 5-1/2"
27NCRT25011	PE	10"	1.32	1.18	12	0.125	0.125	7/8" X 7-1/2"	7/8" X 6"
27NCRT31511	EPC	12"	1.77	1.50	12	0.125	0.125	7/8" X 8-1/2"	7/8" X 6-1/2"
27NCRT35511MB	EPC	14"	1.52	1.63	12	0.125	0.125	1" X 8-1/2"	1" X 6-1/2"
27NCRT40011MB	EPC	16"	1.85	1.88	16	0.125	0.125	1" X 9-1/2"	1" X 7"
27NRCT40011MBV**	BV Only	16"	3.17	1.88	16	0.125	0.125	1" X 12-1/2"	1" X 8-1/2"
27NCRT45011MB	EPC	18"	2.30	1.90	16	0.125	0.125	1-1/8" X 10-1/2"	1-1/8" X 8"
27NCRT45011MBV**	BV Only	18"	3.17	1.90	16	0.125	0.125	1-1/8" X 12-1/2"	1-1/8" X 9"
27NCRT50011MB	EPC	20"	2.30	2.13	20	0.125	0.125	1-1/8" X 11"	1-1/8" X 8-1/2"
27NCRT63017MB	PE	24"	2.30	1.81	20	0.125	0.125	1-1/4" X 12-1/2"	1-1/4" X 9-1/2"

INSTAHEADER™ PEX ADAPTER

ASTM F 1960 • Socket Fusion Sidewall

SIZE OR PIPE X PEX	STOCK NO	EACH
2 or 2 1/2" x 1/2"	27NPGS126375	12.46
3 or 4" x 1/2"	27NPGS1290110125	12.46
2 or 2 1/2" x 3/4"	27NPGS346375	19.79
3 or 4" x 3/4"	27NPGS3490110125	19.79
2 or 2 1/2" x 1"	27NPGS16375	27.86
3 or 4" x 1"	27NPGS190110125	27.86

PEX ADAPTER

Cold Expansion - ASTM F 1960 • Fem. Socket Fusion

SIZE	STOCK NO	EACH
1/2" x 1/2"	27NPR1220	9.68
3/4" x 1/2"	27NPR1225	11.00
3/4" x 3/4"	27NPR3425	12.10
1" x 1"	27NPR0132	20.16

Available up to 2" PEX. Call for Pricing

Pipe Size Chart

NOMINAL PIPE SIZE (inches)	U.S. (ANSI) Standards		ISO Standards	
	IPS I.D. Steel	ACTUAL O.D. (inches)	NOMINAL MILLIMETERS Niron	ACTUAL O.D. (inches)
1/2"	0.62	0.840	20 mm	0.57
3/4"	0.82	1.050	25 mm	0.71
1"	1.05	1.315	32 mm	0.98
1 1/4"	1.38	1.660	40 mm	1.29
1 1/2"	1.61	1.900	50 mm	1.61
2"	2.07	2.375	63 mm	2.03
2 1/2"	2.49	2.875	75 mm	2.42
3"	3.07	3.500	90 mm	2.90
3 1/2"	3.55	4.000	110 mm	3.54
4"	4.03	4.500	125 mm	4.03
6"	6.06	6.625	160 mm	5.15
8"	7.98	8.625	200 mm	6.44
10"	10.02	10.750	250 mm	8.45
12"	12.00	12.750	315 mm	10.15
14"	13.25	13.000	355 mm	11.44
16"	15.25	16.000	400 mm	12.88
18"	17.25	18.000	450 mm	14.50
20"	19.25	20.000	500 mm	16.11
22"	N/A	N/A	560 mm	18.04
24"	23.25	24.000	630 mm	21.89

PP-RCT Pipe and Fittings (OBC)

Niron • Electrofusion

nupiamericas.com



Male Threaded Adapter

With NPT Lead Free Brass use on Butt, Socket or EF

SIZE	STOCK NO	EACH
1/2" x 1/2"	27NRFM732012NPT	28.59
3/4" x 3/4"	27NRFM732534NPT	21.99
1" x 1"	27NRFM9321NPT	36.65
1 1/4" x 1 1/4"	27NRFM1140114NPT	47.65
1 1/2" x 1 1/2"	27NRFM1150112NPT	51.31
2" x 2"	27NRFM11632NPT	65.97
2 1/2" x 2 1/2"	27NRFM1175212NPT	208.92
3" x 3"	27NRFM11903NPT	238.24
4" x 4"	27NRFM111254NPT	256.56



Female Threaded Adapter

With NPT Lead Free Brass use on Butt, Socket or EF

SIZE	STOCK NO	EACH
3/4" x 3/4"	27NRFF732534NPT	21.99
1" x 1"	27NRFF9321NPT	36.65
1 1/2" x 1 1/2"	27NRFF1150112NPT	51.31
2" x 2"	27NRFF11632NPT	65.97
3" x 3"	27NRFF11903NPT	238.24
4" x 4"	27NRFF111254NPT	256.56



Coupling Electrofusion

SIZE	STOCK NO	EACH
SDR 7.4		
1/2"	27NME2073	18.15
3/4"	27NME2573	20.16
1"	27NME3273	22.58
1 1/4"	27NME4073	25.80
1 1/2"	27NME5073	28.22
2"	27NME6373	32.25
2 1/2"	27NME7573	38.70
SDR 11		
3"	27NME9011	50.80
4"	27NME12511	88.70
6"	27NME16011	112.89
8"	27NME20011	181.43
10"	27NME25011	362.85
12"	27NME31511	483.81

Available up to 24" Call for Pricing



EF Branch Saddle with Rigid Underclamp

SIZE	STOCK NO	EACH
1 1/4" x 1"	27NCOL4032	36.29
1 1/2" x 3/4"	27NCOL5025	38.70
1 1/2" x 1"	27NCOL5032	38.70
2" x 3/4"	27NCOL6325	41.93
2" x 1"	27NCOL6332	41.93
2" x 2"	27NCOL6363	59.67
2 1/2" x 3/4"	27NCOL7525	45.16
2 1/2" x 1 1/4"	27NCOL7540	45.16
3" x 3/4"	27NCOL9025	74.99
3" x 1"	27NCOL9032	74.99
3" x 2"	27NCOL9063	74.99
4" x 3/4"	27NCOL12525	83.86
4" x 1"	27NCOL12532	83.86
4" x 2"	27NCOL12563	83.86

EF Tee

Requires butt fusion or electrofusion or socket coupling on outlet side of the tee.



Electrofusion

SIZE	STOCK NO	EACH
1/2"	27NTCE020	15.12
3/4"	27NTCE025	19.96
1"	27NTCE032	21.98
1 1/4"	27NTCE040	24.19
1 1/2"	27NTCE050	29.83
2"	27NTCE063	36.29
2 1/2"	27NTCE075	60.48
3"	27NTCE090	80.63
4"	27NTCE125	201.59
6"	27NTCE160	262.06
8"	27NTCE200	604.76
10"	27NTCE250	1411.10

Reducer

Electrofusion

SIZE	STOCK NO	EACH
1" x 3/4"	27NRDE3225	22.58
1 1/4" x 1"	27NRDE4032	25.80
1 1/2" x 1"	27NRDE5032	28.22
1 1/2" x 1 1/4"	27NRDE5040	28.22
2" x 1"	27NRDE6332	32.25
2" x 1 1/4"	27NRDE6340	32.25
2" x 1 1/2"	27NRDE6350	32.25
2 1/2" x 2"	27NRDE7563	38.70
3" x 2"	27NRDE9063	50.80
4" x 2"	27NRDE1263	104.82
4" x 3"	27NRDE1290	104.82
4" x 3 1/2"	27NRDE1211	104.82
6" x 3"	27NRDE1690	149.17
6" x 4"	27NRDE1612	161.27
8" x 6"	27NRDE2016	443.49
10" x 8"	27NRDE2520	786.19

Branch Fittings with Belt

Electrofusion

SIZE	STOCK NO	EACH
3" x 1 1/4"	27NCOL9040	83.86
3" x 3"	27NCOL9090	116.92
4" x 2 1/2"	27NCOL12575	112.89
4" x 3"	27NCOL12590	116.92
6" x 3/4"	27NCOL16025	83.86
6" x 1"	27NCOL16032	90.31
6" x 2"	27NCOL16063	90.31
6" x 2 1/2"	27NCOL16075	116.92
6" x 3"	27NCOL16090	116.92
6" x 4"	27NCOL160125	149.17
8" x 1"	27NCOL20032	125.79
8" x 3"	27NCOL20090	125.79
8" x 4"	27NCOL200125	149.17

10" & 12" main sizes with various outlets and large diameter saddle bases up to 24" x 8" outlet are available . . . Call for pricing

90° Elbow Electrofusion




SIZE	STOCK NO	EACH
1/2"	27NGEM20	12.50
3/4"	27NGEM25	18.15
1"	27NGEM32	18.15
1 1/4"	27NGEM40	19.76
1 1/2"	27NGEM50	23.38
2"	27NGEM63	25.80
2 1/2"	27NGEM75	31.45
3"	27NGEM90	60.48
4"	27NGEM125	161.27
6"	27NGEM160	217.71
8"	27NGEM200	423.33
10"	27NGEM250	1007.93

45° Elbow Electrofusion



SIZE	STOCK NO	EACH
1"	27NCEM32	18.15
1 1/4"	27NCEM40	19.76
1 1/2"	27NCEM50	23.38
2"	27NCEM63	25.80
2 1/2"	27NCEM75	31.45
3"	27NCEM90	60.48
4"	27NCEM125	161.27
6"	27NCEM160	217.71
8"	27NCEM200	423.33
10"	27NCEM250	1007.93



Male Threaded Transition Branch Saddle with Rigid Underclamp

SIZE	TYPE	STOCK NO	EACH
2" x 1/2"	A	27NCOLF63M12	65.31
2" x 3/4"	A	27NCOLF63M34	66.12
2" x 1"	A	27NCOLF63M01	78.22
2" x 1 1/2"	B	27NCOLF63M112	114.50
2 1/2" x 1 1/2"	A	27NCOLF75M12	68.54
2 1/2" x 3/4"	A	27NCOLF75M34	69.35



Female Threaded Transition Branch Saddle with Rigid Underclamp

SIZE	TYPE	STOCK NO	EACH
2" x 1/2"	A	27NCOLF63F12	62.09
2" x 3/4"	A	27NCOLF63F34	63.70
2" x 1"	A	27NCOLF63F01	78.22
2" x 1 1/2"	C	27NCOLF63F112	114.50
2 1/2" x 1"	A	27NCOLF75F01	81.44
3" x 1"	A	27NCOLF90F01	111.28
4" x 1"	A	27NCOLF125F01	120.15

PP-RCT Pipe and Fitting Tools ⁽⁴⁰⁾

Niron • Ritmo America

nupiamericas.com

Electrofusion

ElectroFusion Welding Unit

Model E9001P/110 • 115v 1500 VA • Orange Case
1/2" - 6" ElectroFusion Fittings for PPR & HDPE

STOCK NO	EACH
00E9001LP110	3518.59
Rental 00E9001LP110RU	Call for Pricing

Model E9001LP/110 • 115v 2000 VA • Yellow Case
1/2" - 16" ElectroFusion Fittings for PPR & HDPE

STOCK NO	EACH
00E9001P110	5571.10
Rental 00E9001P110RU	Call for Pricing

Barcode Scanner Gun Replacement

STOCK NO	EACH
00BCSCAN	266.39



Elektra 500

Working range up to 18" IPS
ElectroFusion Fittings for PPR & HDPE
120v 50-60Hz • Laser Scanner • Transport Case

STOCK NO	EACH
Rental ELEKTRA500RU	Call for Pricing



Elektra 1000

Working range up to 36" DIPS
ElectroFusion Fittings for PPR & HDPE
230v 50-60Hz • Laser Scanner • Transport Case

STOCK NO	EACH
Rental ELEKTRA1000RU	Call for Pricing



Automatic Multifunction Welding Unit with Barcode Scanner

110v • 1/2" - 24"

STOCK NO	EACH
Rental 00E9001110RU	Call for Pricing



IntegriFuse™ Mechanical Scraper

- Mechanically Operated
- Easy to use
- Removes Pipe Oxidation Layer
- Pressure Sensitive Cutter

STOCK NO	EACH
Working Range 2 1/2" IPS to 8" IPS	
SCRINT200	1100.00
Replacement Blades	
SCRINTBLADEKIT	373.12

Rental SCRINT200RU Call for Pricing



RTC Pipe Scrapers

Essential patented (RTC series) tools for plastic pipes preparation before electrofusion.

STOCK NO	EACH
Working Range 1 1/2" IPS to 6" IPS	
RTC160	2040.00
Rental	
RTC160RU	Call for Pricing
Working Range 2 1/2" IPS to 12" IPS	
RTC315	2049.22
Rental	
RTC315RU	Call for Pricing
Rental • Working Range 14" IPS to 28" IPS	
RTC710RU	Call for Pricing

Replacement Blades and Screws

For use with RTC Scrapers & Turbos

DESCRIPTION	STOCK NO	EACH
Blades	RTCBLADES	82.45
Screws for Blades	RTCSCREWS	1.33

Modular Rotary Scraper

For large sizes 10"(250mm)-32"(812mm)

STOCK NO	EACH
00RAT10	10720.71
Rental 00RAT10RU	Call for Pricing



Turbo Pipe Scrapers

TURBO Scrapers are simple and easy to use with your drill. The fast rotating tool allows fast and precise scraping needed to prepare the pipe OD for Electrofusion with minimal effort. Millimeter Pipe Sizes 20 mm to 125 mm in SDR 7.3 thru 17.

For Pipe and ElectroFusion Fitting Preparation

SIZE	METRIC	STOCK NO	EACH
1/2"	20MM	99890000	318.53
3/4"	25MM	99890001	318.53
1"	32MM	99890002	331.66
1 1/4"	140MM	99890003	364.84
1 1/2"	50MM	99890004	379.24
2"	63MM	99890005	379.24
2 1/2"	75MM	99890006	518.40
3"	90MM	99890007	555.60
4"	125MM	998900073	638.40

ElectroFusion 1/2" - 2" Turbo Rental Kit
SCRAPPERKITRU Call for Pricing



Socket Fusion

Cold Rings

Socket Fusion (1/2" - 2")

Used to clamp, hold and round at the desired place of the pipe in order to weld it properly.

STOCK NO	EACH
20MMCOLDRING	126.32
25MMCOLDRING	126.32
32MMCOLDRING	126.32
40MMCOLDRING	126.32
50MMCOLDRING	140.35
63MMCOLDRING	140.35

Metal Chamfering Tools

Socket Fusion (1/2" - 4")

Bevels the outside edge of a pipe end for socket fusion.

STOCK NO	EACH
20MMCHAMFER	57.96
25MMCHAMFER	59.22
32MMCHAMFER	60.48
40MMCHAMFER	63.00
50MMCHAMFER	134.93
63MMCHAMFER	141.36
75MMCHAMFER	144.98
90MMCHAMFER	173.05
125MMCHAMFER	205.10

(08C)

Beveling Plastic Tool

Ranges 20 to 40 mm (1/2" - 1 1/4")

STOCK NO	EACH
00SMUSS2062	97.31



(08C)

Drill for PPR InstaBranch Saddles

With Socket Fusion Outlets (NGS or NGSF)

OUTLET	MAIN PIPE	STOCK NO	EACH
1/2 - 3/4"	1 1/4 - 3"	00FGS254090	173.18
1/2 - 3/4"	4 - 12"	00FGS25110315	173.18
1"	2 - 4"	00FGS3263125	173.18
1"	6 - 12"	00FGS32160315	173.18
1 1/4"	4 - 24"	00FGS40	206.17
1 1/2"	4 - 24"	00FGS50	412.34
2"	4 - 24"	00FGS63	412.34

(223B)

Pipe Fusion Surface Pyrometer Thermometer

- K-type Digital Thermocouple Thermometer Dual-Channel
- Range: -328°F to 2501°F
- Accuracy: ±1.5% or 7.5°F @ 500°F
- 3 AAA Batteries (Included)
- Auto Off
- Type K Surface Probe

STOCK NO	EACH
FUSIONPYROMETER	205.15



PP-RCT Pipe and Fitting Tools ⁽⁴⁰⁾

Niron • Ritmo America • McElroy

nupiamericas.com

Socket Fusion

Heater Bushing Sockets

Working range 20mm to 125mm (1/2" - 4")

STOCK NO	EACH
20MMSOCKET	52.33
25MMSOCKET	65.66
32MMSOCKET	66.82
40MMSOCKET	80.17
50MMSOCKET	91.28
63MMSOCKET	113.53
75MMSOCKET	112.09
90MMSOCKET	151.75
125MMSOCKET	223.93



Socket Fusion Heater Tool Bags

FITS	STOCK NO	EACH
1/2 - 4" Heater Tool Bag . R125HEATBAG		154.45

Heater Die Pair for InstaBranch Saddles

For use with Socket Fusion Kits

MAIN PIPE	SADDLE	STOCK NO	EACH
1/4"	1/2 - 3/4"	95307129	145.36
1/2"	1/2 - 3/4"	95307130	145.36
2"	1/2 - 3/4"	95307131	145.36
2 1/2"	1/2 - 3/4"	95307132	145.36
3"	1/2 - 3/4"	95307133	154.43
4"	1/2 - 3/4"	95307135	172.61
6"	1/2 - 3/4"	95307136	227.12
8"	1/2 - 3/4"	95307137	363.38
2"	1"	95307101	145.36
2 1/2"	1"	95307102	145.36
3"	1"	95307103	154.43
4"	1"	95307109	172.61
6"	1"	95307113	227.12
8"	1"	95307117	363.38
10"	1"	95307121	381.55
3"	1 1/4"	95307104	154.43
4"	1 1/4"	95307110	172.61
6"	1 1/4"	95307114	227.12
8"	1 1/4"	95307118	363.38
10"	1 1/4"	95307122	381.55
3"	1 1/2"	95307100	154.43
4"	1 1/2"	95307111	172.61
6"	1 1/2"	95307115	227.12
8"	1 1/2"	95307119	363.38
10"	1 1/2"	95307123	381.55
4"	2"	95307112	227.12
6"	2"	95307116	171.90
8"	2"	95307120	363.38
10"	2"	95307124	381.55
12"	2"	95307128	427.07

Available 4" outlets up to 24" mains Call for Pricing

(41)

Spider 125 Series 2

63mm - 125mm (2" - 4" Niron)

Ideal for performing socket fusions overhead, vertically and other tight indoor spaces.

Features:

- New jaw clamping system maintains roundness of pipe, improves force distribution
- Strong gearbox and self-locking drive handle for proper alignment and constant fusion pressure
- Lightweight and compact
- Universal clamping jaw system fits all pipe brands and fittings; inserts not required

STOCK NO	EACH
A467602	4484.00
Rental A467602RU	Call for Pricing



Prisma Up 90 Sidewall Socket Fusion Machine

The machine is designed to weld special PP-R joints like collectors and reduced branches.

- Working range: Main pipe Ø 40 ÷ 250 mm; branch pipe: 20 ÷ 90 mm.

STOCK NO	EACH
PRISMAUP90	3796.07

Prisma Up 90 Hole Saws

SIZE	STOCK NO	EACH
20/25MM	2025MMHOSA	153.14
32MM	32MMHOSA	153.14
40MM	40MMHOSA	153.14
50MM	50MMHOSA	306.28
63MM	63MMHOSA	306.28
75MM	75MMHOSA	311.47
90MM	90MMHOSA	311.47

Hornet™ Outlet Fusion Tool

Polypropylene outlet fusion for branch sizes 20mm to 63mm on to 40mm to 630mm main sizes

Features:

- Anodized aluminum wear surfaces
- Quick-change drill and fitting adapter
- Rack and pinion drive for smooth operation
- Self-centering base design ensures fusion operations align on center of pipe
- Integrated ratchet strap allows operation across wide range of pipe sizes
- Light weight and compact
- Carriage locks in position

STOCK NO	EACH
Rental ASW25001RU	Call for Pricing



(41)

Socket Fusion Kit

Features:

- Microprocessor control to precisely set & monitor heater temperature in all field conditions
- Heaters are field serviceable, including the electronics
- 20 ft. power cord
- Two heater stands included in all Heater Kits, providing three mounting options: Toolbox, Bench or Freestanding
- Socket adapters have a durable Teflon coating with size and part number clearly marked
- Durable custom toolbox

20mm - 63mm (1/2" - 2") • 120V

STOCK NO	EACH
ASW30001	908.00



(41)

Socket Heater Kit

Requires BOTH items to make a kit

For 20mm - 125mm (1/2" - 4") • 100 - 120V, 1 Phase

STOCK NO	EACH
ASW20301	764.00
Adapter Kit 20mm - 125mm • Brushing & Case Only	
ASW30401	1466.00

(41)

PRISMA JIG

Socket Fusion

A socket welding machine for HDPE, PP & PP-R, PVDF, PB from OD 63 through 125 mm. Machine displays a steel frame that can be used as a support to the aligning body; the unit distinguishes itself by being able to work in tight spaces, after a swift releasing manoeuvre of the frame.

STOCK NO	EACH
Rental JIGKITRU	Call for Pricing



Butt Fusion Machines



(41)

Acrobat 160

63mm - 160mm (2" - 6")

Includes: 160mm & 125mm jaws

Features:

- Small footprint, lightweight
- Tool-less conversion from 4-jaw to 3-jaw carriage for tight work spaces
- Narrow jaws allow fusions for flanges to outlet branch of tees and most fittings
- Hard anodized aluminum wear surfaces

Includes: Fusion machine, facer, heater, insulated heater stand, facer stand, Acrobat HPU (Hydraulic Power Unit) 120V & shipping container.

STOCK NO	EACH
A714501	17530.00
Rental A714501RU	Call for Pricing

STOCK NO	EACH
710604	235.00

(41)

Butt Fusion Insert Jaws

For Acrobat 160 & 250

SIZE	STOCK NO	EACH
75MM (2 1/2")	716810	511.00
90MM (3")	716808	511.00
110MM (3 1/2")	716804	511.00
125MM (4")	716802	511.00
160MM (6")	2503812	1399.00
200MM (8")	2503813	1574.00

Rentals

SIZE	STOCK NO	EACH
63MM	716812RU	Call for Pricing
75MM (2 1/2")	716810RU	Call for Pricing
90MM (3")	716808RU	Call for Pricing
110MM (3 1/2")	716804RU	Call for Pricing
125MM (4")	716802RU	Call for Pricing



(41)

Acrobat 250

63mm - 250mm (2" - 10")

Includes: 250mm, 200mm & 160mm jaws

Features:

- Small footprint, lightweight
- Tool-less conversion from 4-jaw to 3-jaw carriage for tight work spaces
- Narrow jaws allow fusions for flanges to outlet branch of tees and most fittings
- Hard anodized aluminum wear surfaces

Includes: Fusion machine, facer, heater, insulated heater stand, facer stand, Acrobat HPU (Hydraulic Power Unit) 120V & shipping container.

STOCK NO	EACH
A2500101	25677.00
Rental A2500101RU	Call for Pricing

STOCK NO	EACH
T1208602	435.00



ACROBAT™ 315 with EP800AD HPU

Includes fusion machine, 200mm to 315mm (8" - 12") inserts, facer, heater, insulated heater stand, facer stand, HPU (Hydraulic Power Unit) and shipping container.

Low Force Carriage, 120V EP800AD HPU

STOCK NO	EACH
A31500101	29166.00
Rental A31500101RU	Call for Pricing

99% Isopropyl Alcohol

1 Gallon

STOCK NO	EACH
2907	46.92

(08C)

White Bead Tape

SELF AMALGAMATING TAPE TO PROTECT WELDING BEAD FROM UV

SIZE	STOCK NO	EACH
2"	00TAPE02	170.07



IPS & MM Pipe Clamps



BISMAT® Flash

- single screw clamp
- with BISMAT® Flash quick locking system
- clamp easy to close with one hand
- locking screw can be secured without tools
- material: steel
- zinc plated
- noise insulating lining, EPDM rubber, black
- age resistant lining
- sound insulating lining according DIN 4109
- tested for fire safety

For use with 3/8" Threaded Rod

IPS	NIRON (MM)	STOCK NO	EACH
1/2"	20 mm	CR3379023	2.76
3/4"	25 mm	CR3379028	2.88
1"	32 mm	CR3379035	3.10
1 1/4"	40 mm	CR3379043	3.80
1 1/2"	50 mm	CR3379051	4.07
2"	63 mm	CR3379063	4.47

W2000 Cushion Strut Clamp



- alternative to the Cushion Clamp
- one-piece design - no loose parts
- easier, faster, safer - installs with one hand
- 3-way screw head - Phillips, flat and hex
- design allows one clamp to fit multiple sizes
- W Series Clamps are boxed for easy handling
- material: steel 1.0242
- high grade Zn-Mg based coating
- rubber lining protects against corrosion
- noise/vibration insulating lining
- age resistant lining

IPS	NIRON (MM)	STOCK NO	EACH
1/2"	20 mm	2025012	1.65
3/4"	25 mm	2025014	1.88
1"	32 mm	2025016	3.12
1 1/4"	40 mm	2025020	3.84
1 1/2"	50 mm	2025022	4.07
2"	63 mm	2025026	4.64

BIS Heavy Duty Clamp HD1501



- two-part clamp with two locking bolts
- up to and including 5": locking nut is captive
- heavy design
- bolts secured with anti-loss washer
- with CO2 welded connection nut
- material: steel
- surface protection:
 - part of the BIS UltraProtect® 1000 system
 - suitable for in and outdoor applications
- noise insulating lining, EPDM rubber, black
- age resistant lining
- sound insulating lining according DIN 4109
- tested for fire safety

For use with 1/2" & 3/8" Threaded Rod

IPS	NIRON (MM)	STOCK NO	EACH
3/4"	25 mm	33178029	10.53
1"	32 mm	33178035	13.56
1 1/4"	40 mm	33178045	12.17
1 1/2"	50 mm	33178051	12.55
2"	63 mm	33178064	13.63
2 1/2"	75 mm	33178078	13.15
3"	90 mm	33178092	13.32
4" IPS ONLY	--	33178116	16.11
4" Niron	125 mm	33178133	19.17
6"	160 mm	33178169	30.24
--	200 mm	33178204	33.98
--	250 mm	33178250	34.96
12"	315 mm	33178325	54.23

No-Hub Cast Iron Pipe and Fittings ⁽¹⁰⁾

charlottepipe.com



No-Hub Pipe

10' Length

PIPE SIZE	STOCK NO	EACH LENGTH
1 1/2"	112X10NH	241.11
2"	2X10NH	241.53
3"	3X10NH	334.03
4"	4X10NH	433.61
5"	5X10NH	623.75
6"	6X10NH	745.42
8"	8X10NH	1159.03
10"	10X10NH	1969.31
12"	12X10NH	2860.69

1/4 Bend



SIZE	STOCK NO	EACH
1 1/2"	112NHL	32.78
2"	2NHL	35.69
3"	3NHL	49.86
4"	4NHL	73.61
5"	5NHL	165.69
6"	6NHL	183.75
8"	8NHL	499.86

1/4 Bend Reducing



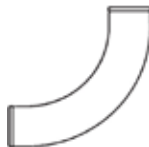
SIZE	STOCK NO	EACH
4x3	4X3NHL	149.44

Short Sweep



SIZE	STOCK NO	EACH
2"	2NHSSL	49.86
3"	3NHSSL	65.00
4"	4NHSSL	115.00
5"	5NHSSL	201.53
6"	6NHSSL	211.67
8"	8NHSSL	547.78
10"	10NHSSL	999.44
12"	12NHSSL	3120.69
15"	15NHSSL	4087.50

Long Sweep



SIZE	STOCK NO	EACH
1 1/2"	112NHLRL	83.33
2"	2NHLRL	77.78
3"	3NHLRL	94.17
4"	4NHLRL	149.86
5"	5NHLRL	270.97
6"	6NHLRL	331.11

Double 1/4 Bend



SIZE	STOCK NO	EACH
2"	2NHDL	80.42

1/4 Bend with 2" Low Heel Inlet



SIZE	STOCK NO	EACH
3"	3X2NHHL	78.75
4"	4X2NHHL	100.42

Tapped 1/4 Bend



SIZE	STOCK NO	EACH
1 1/2"	112NHFAL	44.31
2 x 1 1/2"	2X112NHFAL	41.25
2 x 2"	2NHFAL	60.69

1/6 Bend



SIZE	STOCK NO	EACH
2"	2NH60L	37.50
3"	3NH60L	48.61
4"	4NH60L	65.00

1/8 Bend



SIZE	STOCK NO	EACH
1 1/2"	112NH45L	27.22
2"	2NH45L	30.69
3"	3NH45L	41.25
4"	4NH45L	54.03
5"	5NH45L	112.36
6"	6NH45L	119.58
8"	8NH45L	344.44
10"	10NH45L	654.58
12"	12NH45L	1323.33
15"	15NH45L	2639.58

1/16 Bend



SIZE	STOCK NO	EACH
1 1/2"	112NH22L	28.75
2"	2NH22L	31.39
3"	3NH22L	36.53
4"	4NH22L	48.33
5"	5NH22L	106.94
6"	6NH22L	129.31
8"	8NH22L	205.69

Sanitary Tee



SIZE	STOCK NO	EACH
1 1/2"	112NHST	45.97
2 x 1 1/2"	2X112NHST	49.86
2"	2NHST	49.17
3 x 1 1/2"	3X112NHST	58.19
3 x 2"	3X2NHST	53.75
3"	3NHST	60.69
4 x 2"	4X2NHST	77.08
4 x 3"	4X3NHST	88.19
4"	4NHST	114.86
5 x 2"	5X2NHST	191.81
5 x 3"	5X3NHST	201.53
5 x 4"	5X4NHST	207.36
6 x 2"	6X2NHST	198.19
6 x 4"	6X4NHST	207.36
5"	5NHST	268.19
6"	6NHST	273.33
8 x 4"	8X4NHST	584.44
8"	8NHST	1108.19

Sanitary Cross



SIZE	STOCK NO	EACH
1 1/2"	112NHsx	69.44
2"	2NHsx	83.75
3x2"	3X2NHsx	115.28
3"	3NHsx	129.03
4x2"	4X2NHsx	164.58
4x3"	4X3NHsx	198.61
4"	4NHsx	244.44

Side Outlet Sanitary Tee



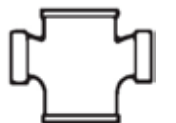
SIZE	STOCK NO	EACH
3x3x2LH	3X3X2NHLSOT	208.61
3x3x2RH	3X3X2NHRsOT	208.61

Sanitary Tapped Tee



SIZE	STOCK NO	EACH
1 1/2 x 1 1/2"	112NHTST	60.69
2 x 1 1/4"	2X114NHTST	60.69
2 x 1 1/2"	2X112NHTST	53.75
2 x 2"	2X2NHTST	61.81
3 x 1 1/2"	3X112NHTST	73.19
3 x 2"	3X2NHTST	85.69
3 x 3"	3X3NHTST	158.19
4 x 1 1/2"	4X112NHTST	75.97
4 x 2"	4X2NHTST	86.11

Sanitary Tapped Cross



SIZE	STOCK NO	EACH
1 1/2 x 1 1/2"	112X112NHTSX	76.39
2 x 1 1/2"	2X112NHTSX	74.86
2 x 2"	2X2NHTSX	88.75

No-Hub Cast Iron Pipe and Fittings ⁽¹⁰⁾

charlottepipe.com

Test Tees - less Plug



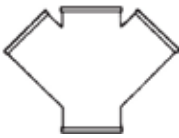
SIZE	STOCK NO	EACH
2"	2X2NHHT	44.44
3"	3X3NHHT	73.06
4"	4X4NHHT	128.19
5"	5X5NHHT	263.61
6"	6X6NHHT	280.28
8"	8X8NHHT	715.69
10"	10X10NHHT	1336.53

Wye



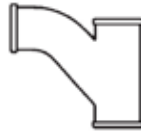
SIZE	STOCK NO	EACH
1 1/2"	112NHY	46.53
2"	2NHY	45.42
3x2"	3X2NHY	49.17
3"	3NHY	66.25
4x2"	4X2NHY	70.42
4x3"	4X3NHY	92.22
4"	4NHY	106.11
5x2"	5X2NHY	155.69
5x3"	5X3NHY	218.61
5x4"	5X4NHY	224.86
5"	5NHY	251.25
6x3"	6X3NHY	218.61
6x4"	6X4NHY	224.86
6x5"	6X5NHY	272.92
6"	6NHY	281.94
8x3"	8X3NHY	353.06
8x4"	8X4NHY	386.81
8x5"	8X5NHY	468.61
8x6"	8X6NHY	475.69
8"	8NHY	663.89
10"	10NHY	1473.33
12"	12NHY	2901.53
10x4"	10X4NHY	1021.67
10x6"	10X6NHY	1069.44
10x8"	10X8NHY	1283.33
15"	15NHY	6749.31

Double Wye



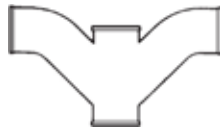
SIZE	STOCK NO	EACH
2"	2NH DY	72.22
3x2"	3X2NH DY	112.36
3"	3NH DY	133.19
4"	4NH DY	270.42
4x2"	4X2NH DY	149.44
4x3"	4X3NH DY	168.89
5x4"	5X4NH DY	358.75
6x4"	6X4NH DY	385.69
6"	6NH DY	477.36
8"	8NH DY	1406.11

Combination Wye & 1/8 Bend



SIZE	STOCK NO	EACH
1 1/2"	112NHLY	49.44
2x1 1/2"	2X112NHLY	55.14
2"	2NHLY	51.94
3x2"	3X2NHLY	65.00
3"	3NHLY	81.67
4x2"	4X2NHLY	84.58
4x3"	4X3NHLY	120.28
4"	4NHLY	157.78
5x3"	5X3NHLY	268.61
5x4"	5X4NHLY	296.67
5"	5NHLY	321.67
6x2"	6X2NHLY	218.61
6x3"	6X3NHLY	265.28
6x4"	6X4NHLY	253.75
6"	6NHLY	431.81
8x4"	8X4NHLY	526.25
8x6"	8X6NHLY	787.08
8"	8NHLY	1009.86

Double Combination Wye & 1/8 Bend



SIZE	STOCK NO	EACH
2"	2NH DTY	123.47
3x2"	3X2NH DTY	161.67
3"	3NH DTY	190.00
4x2"	4X2NH DTY	235.97
4x3"	4X3NH DTY	247.50
4"	4NH DTY	373.61

Upright Wye



SIZE	STOCK NO	EACH
2"	2NHUY	79.86
4x2"	4X2NHUY	109.72
3"	3NHUY	109.17
3x2"	3X2NHUY	78.19
4"	4NHUY	288.75
4x3"	4X3NHUY	145.83

Short Reducer




SIZE	STOCK NO	EACH
2x1 1/2"	2X112NHR	25.83
3x2"	3X2NHR	25.69
4x2"	4X2NHR	38.75
4x3"	4X3NHR	38.75
5x3"	5X3NHR	72.22
5x4"	5X4NHR	74.86
6x2"	6X2NHR	106.94
6x3"	6X3NHR	104.31
6x4"	6X4NHR	104.31
6x5"	6X5NHR	106.94
8x4"	8X4NHR	160.97
8x5"	8X5NHR	181.81
8x6"	8X6NHR	179.03
10x4"	10X4NHR	316.11
10x6"	10X6NHR	334.17
10x8"	10X8NHR	391.81
12x6"	12X6NHR	700.83
12x8"	12X8NHR	720.83
12x10"	12X10NHR	732.78

Tapped Adapters



SIZE	STOCK NO	EACH
1 1/2"	112NH TA	39.58
2x2"	2X2NH TA	40.97
2x1 1/2"	2X112NH TA	40.97

Tapped Ferrule - less Plug



SIZE	STOCK NO	EACH
2x1 1/2"	2X112NH CO	33.61
3x2 1/2"	3X212NH CO	38.33
4x3 1/2"	4X312NH CO	42.64
5x4"	5X4NH CO	101.11
6x5"	6X5NH CO	95.42
8x6"	8X6NH CO	230.14

Blind Plug



SIZE	STOCK NO	EACH
1 1/2"	112NHBP	17.78
2"	2NHBP	17.92
3"	3NHBP	25.83
4"	4NHBP	40.97
5"	5NHBP	74.86
6"	6NHBP	78.19
8"	8NHBP	207.64
10"	10NHBP	306.11
12"	12NHBP	485.00
15"	15NHBP	832.78

Figure Five Double Fixture



SIZE	STOCK NO	EACH
2"	2NH DFF	119.17
3"	3NH DFF	296.53
4"	4NH DFF	482.50

Figure One



SIZE	STOCK NO	EACH
1 1/2" Tapped (Sides)		
2 x 1 1/2"	EZS1	122.78

No-Hub Cast Iron Pipe and Fittings

Charlotte Pipe

charlottepipe.com



(10)

P-Trap

SIZE	STOCK NO	EACH
1 1/2"	112NHPT	55.14
2"	2NHPT	51.94
3"	3NHPT	113.89
4"	4NHPT	201.53
6"	6NHPT	488.61



(10)

Deep Seal P-Trap

SIZE	STOCK NO	EACH
2"	2NHDPT	121.53
3"	3NHDPT	195.69
4"	4NHDPT	310.83



(10a)

No-Hub Coupling

SIZE	STOCK NO	EACH
1 1/2"	112NHC	6.94
2 x 1 1/2"	2X112NHC	8.08
2"	2NHC	6.94
3"	3NHC	8.31
3 x 2"	3X2NHC	12.63
4"	4NHC	9.81
4x3"	4X3NHC	14.99
5"	5NHC	23.89
6"	6NHC	24.82
8"	8NHC	46.95
10"	10NHC	61.99
12" (extra heavy)	12NHC	241.62
15" (extra heavy)	15NHC	338.36

Husky

anaco-husky.com



(02)

White 5/16" Drive Heavy Duty Coupling

SIZE	STOCK NO	EACH
2" (4-Band)	2HD2006	13.52
3" (4-Band)	3HD2008	15.59
4" (4-Band)	4HD2010	18.14
5" (6-Band)	5HD2012	37.30
6" (6-Band)	6HD2014	42.53
8" (6-Band)	8HD2016	87.68
10" (6-Band)	10HD2017	112.72

(02)

Orange 3/8" Drive Super Duty Cplg

SIZE	STOCK NO	EACH
1 1/2" (4-Band)	112SD4002	15.56
2" (4-Band)	2SD4006	16.57
3" (4-Band)	3SD4008	19.16
4" (4-Band)	4SD4010	22.32
5" (6-Band)	5SD4012	45.74
6" (6-Band)	6SD4014	54.16
8" (6-Band)	8SD4016	107.18
10" (6-Band)	10SD4017	137.86
12" (6-Band)	12SD4018	175.97

(02)

Hi-Torq Flush Sleeve

SIZE	STOCK NO	EACH
3"	HT30033	4.75



(40)

No-Hub Torque Wrench

MODEL	STOCK NO	EACH
7020	PA7020	23.20

(40)

Water Manometer

SIZE	STOCK NO	EACH
12" Scale	WAMA	59.33

Ideal

idealtridon.com



(02)

Yellow 5/16" Drive Heavy Duty MD Coupling

SIZE	STOCK NO	EACH
1 1/2" 4-Band	6217Y8G	12.09
2" 4-Band	6218Y8G	12.82
3" 4-Band	6219Y8G	14.78
4" 4-Band	6220Y8G	17.20
5" 6-Band	6221Y8G	35.36
6" 6-Band	6222Y8G	40.31
8" 6-Band	6223Y8G	83.12
10" 6-Band	6230Y8G	106.86



(02)

Green 3/8" Drive Heavy Duty HD Coupling

SIZE	STOCK NO	EACH
1 1/2" 4-Band	6217H8G	13.34
2" 4-Band	6218H8G	14.21
3" 4-Band	6219H8G	16.42
4" 4-Band	6220H8G	19.14
5" 6-Band	6221H8G	39.22
6" 6-Band	6222H8G	46.44
8" 6-Band	6223H8G	91.90
10" 6-Band	6230H8G	118.20

Black Swan



(18)

No-Hub Sealant

STOCK NO	EACH
SW04085	32.30



(18)

Gasket Lubricants Lubri/Fast

SIZE	STOCK NO	EACH
Quart	4080	24.00

(02)

Ty-Seal


SIZE	STOCK NO	EACH
Quart	QTTYSE	22.70
Gallon	GATYSE	77.40

blackswanmfg.com

Hub Cast Iron Pipe and Fittings ⁽¹⁰⁾


Service Weight

charlottepipe.com



Single Hub Pipe

PIPE SIZE	STOCK NO	EACH LENGTH
5 foot lengths		
2"	2X5SVSH	284.01
3"	3X5SVSH	290.33
4"	4X5SVSH	336.56
6"	6X5SVSH	637.54
8"	8X5SVSH	966.69
10"	10X5SVSH	1367.53
12"	12X5SVSH	1805.19
10 foot lengths		
2"	2X10SVSH	282.75
3"	3X10SVSH	371.76
4"	4X10SVSH	483.17
6"	6X10SVSH	830.74
8"	8X10SVSH	1293.32
10"	10X10SVSH	2152.76
12"	12X10SVSH	3127.40
15"	15X10SVSH	4570.94



30" Double Hub Shorties

SIZE	STOCK NO	EACH
3"	3X30SVDH	275.35
4"	4X30SVDH	312.18

1/4 Bend

SIZE	STOCK NO	EACH
2"	2SVL	64.10
3"	3SVL	85.76
4"	4SVL	134.69
6"	6SVL	233.82
8"	8SVL	704.35
10"	10SVL	1029.17
12"	12SVL	1394.25



1/4 Bend Short Sweep

SIZE	STOCK NO	EACH
2"	2SVSSL	62.83
3"	3SVSSL	112.31
4"	4SVSSL	172.07
6"	6SVSSL	348.47



1/4 Bend Long Sweep

SIZE	STOCK NO	EACH
2"	2SVLRL	97.68
3"	3SVLRL	139.21
4"	4SVLRL	204.39



1/6 Bend

SIZE	STOCK NO	EACH
4"	4SV60L	128.38



1/8 Bend

SIZE	STOCK NO	EACH
2"	2SV45L	45.68
3"	3SV45L	71.68
4"	4SV45L	104.90
5"	5SV45L	147.51
6"	6SV45L	177.67
8"	8SV45L	530.83
10"	10SV45L	762.85
12"	12SV45L	1446.79



1/16 Bend

SIZE	STOCK NO	EACH
2"	2SV22L	51.64
4"	4SV22L	91.54
6"	6SV22L	155.10



Sanitary Tee

SIZE	STOCK NO	EACH
2"	2SVST	89.74
3"	3SVST	144.81
4"	4SVST	177.67
3x2	3X2SVST	124.76
4x2	4X2SVST	151.49
4x3	4X3SVST	163.04
6"	6SVST	401.01



Sanitary Cross

SIZE	STOCK NO	EACH
2"	2SVSX	195.36
4"	4SVSX	296.47

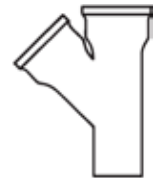
Clean-out Tee less cover

SIZE	STOCK NO	EACH
3"	3SVCOT	351.18
4"	4SVCOT	373.03
6"	6SVCOT	598.90
8"	8SVCOT	1080.81



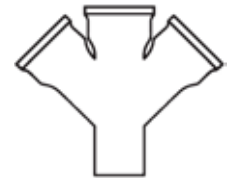
Wye

SIZE	STOCK NO	EACH
2"	2SVY	81.79
3"	3SVY	151.49
4"	4SVY	202.94
5"	5SVY	359.85
6"	6SVY	467.10
8"	8SVY	1142.01
12"	12SVY	4659.60
3x2	3X2SVY	117.54
4x2	4X2SVY	157.81
4x3	4X3SVY	173.88
5x2	5X2SVY	269.03
5x3	5X3SVY	283.47
6x4	6X4SVY	314.89
8x4	8X4SVY	601.07
8x6	8X6SVY	746.42
10x4	10X4SVY	1029.17
12x4	12X4SVY	1739.29
12x6	12X6SVY	1792.56
12x8	12X8SVY	2236.54
15X8"	15X8SVY	6188.36
15X12"	15X12SVY	6541.17



Double Wye

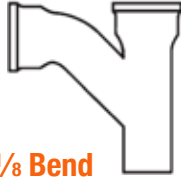
SIZE	STOCK NO	EACH
2"	2SVDY	199.51



Hub Cast Iron Pipe and Fittings ⁽¹⁰⁾

Service Weight

charlottepipe.com



Combination Wye & 1/8 Bend

SIZE	STOCK NO	EACH
2"	2SVLTY	112.31
3"	3SVLTY	170.63
4"	4SVLTY	235.44
6"	6SVLTY	564.96
3x2	3X2SVLTY	129.10
4x2	4X2SVLTY	173.88
4x3	4X3SVLTY	204.75
6x4	6X4SVLTY	407.33



Reducer

SIZE	STOCK NO	EACH
3x2	3X2SVR	62.83
4x2	4x2SVR	71.68
4x3	4x3SVR	81.79
6x4	6X4SVR	165.03
6x5	6X5SVR	177.67
8x4	8X4SVR	275.35
8x6	8X6SVR	282.75
10x4	10X4SVR	414.74
10x6	10X6SVR	464.21
10x8	10X8SVR	464.75
12x6	12X6SVR	724.21
12x10	12X10SVR	756.35
15x6	15X6SVR	1412.13
15x12	15X12SVR	1609.83



Blind Plug

SIZE	STOCK NO	EACH
2"	2SVBP	32.32
3"	3SVBP	45.86
4"	4SVBP	56.15



No 70 Trap

SIZE	STOCK NO	EACH
2"	2SVPT	102.56
3"	3SVPT	152.93
4"	4SVPT	220.28



No 71 Deep Seal P-Trap

SIZE	STOCK NO	EACH
2"	2SVDPT	181.82
3"	3SVDPT	224.25



No 73 Running Trap

SIZE	STOCK NO	EACH
4"	4SVRT	431.71



No 2-253 Plain End Closet Bend

SIZE	STOCK NO	EACH
4x4x16	4X4X16CB	267.40
4x6x16	4X6X16CB	308.21
4x4x16x16	4X4X16X16CB	406.07
3x4x16x16	3X4X16X16CB	395.42
4x3x6x16	4X3X6X16CB	250.97



TY Seal Gaskets

SIZE	STOCK NO	EACH
2"	2TYSEGA	13.67
3"	3TYSEGA	17.42
4"	4TYSEGA	21.98
5"	5TYSEGA	34.62
6"	6TYSEGA	35.65
8"	8TYSEGA	78.07
10"	10TYSEGA	135.78
12"	12TYSEGA	173.05
15"	15TYSEGA	207.16

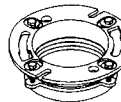


Closet Collar

With 2" Offset

Lead & Oakum Caulk type to go over pipe

SIZE	STOCK NO	EACH
4x4x2	4X4X2CF	324.10



CF4 No Caulk Closet Flange

To go over pipe

WIDTH X HEIGHT	STOCK NO	EACH
3x2	3X2CFNC	28.28
4x2	4X2CFNC	28.12
4x3	4X3CFNC	37.05
4x4	4X4CFNC	81.18



No 2-252 Closet Collar

Lead & Oakum Caulk type to go over pipe

WIDTH X HEIGHT	STOCK NO	EACH
4x1	4X1CF	50.38
4x1 1/2	4X1 1/2CF	50.38
4x2	4X2CF	60.13
4x2 1/2	4X2 1/2CF	66.26
4x3	4X3CF	81.25
4x3x3 (Reducing)	4X3X3CF	91.00
4x4	4X4CF	107.25
4x6	4X6CF	188.32



Cleanout Plug/less cover

SIZE	STOCK NO	EACH
3 x 2 1/2"	3SVCOP	61.39
4 x 3 1/2"	4SVCOP	75.29
6 x 5"	6SVCOP	142.64
8 x 6"	8SVCOP	273.00



Type A Cover

Low Square Head
Rough Brass

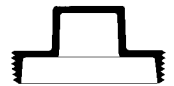
SIZE	STOCK NO	EACH
1 1/2"	112ACOC	42.25
2"	2ACOC	42.25
2 1/2"	212ACOC	59.94
3"	3ACOC	65.54
3 1/2"	312ACOC	93.17
4"	4ACOC	108.51
5"	5ACOC	187.42
6"	6ACOC	390.54
8"	8ACOC	544.20



Type S Cover

Rough Brass

SIZE	STOCK NO	EACH
1 1/2"	112SCOC	61.56
2"	2SCOC	58.50
2 1/2"	212SCOC	96.68
3"	3SCOC	78.54
3 1/2"	312SCOC	93.17
4"	4SCOC	125.13
5"	5SCOC	208.54
6"	6SCOC	367.07



Type O Cover

Rough Brass
Cored High Hex Head

SIZE	STOCK NO	EACH
10"	10OCOC	2352.12



No-Hub Closet Flange Notched and Slotted

WIDTH X HEIGHT	STOCK NO	EACH
4x3x3 1/2"	4X3X3 1/2NHCF	73.33
4x4x4"	4X4X4NHCF	85.69

IPS Test Ball Plugs



PIPE SIZE	STOCK NO	EACH
8"	IPS83628	359.30

IPS Test Plugs

Pressure relief pneumatic test plugs.



PIPE SIZE	STOCK NO	EACH
1 1/2"	IPS83756	43.35
2"	IPS83757	39.80
3"	IPS83758	54.37
4"	IPS83759	63.25

Cherne Clean-Seal Plugs



SIZE	STOCK NO	EACH
2"	CH271705	43.03
3"	CH271713	46.64
4"	CH271721	47.71

Hose with Poly-Lift Line

- Great for plugs up to 15"
- 3/16" ID hose
- Threaded connection fittings



SIZE	STOCK NO	EACH
30'	CH261106	191.95

Poly-Lift Line and Gauge

- Greater lifting strength
- Recommended for plugs 6" to 48"
- Retard gauge helps prevent peg-out damage
- Heavy-duty rubber gauge
- 3/8" heavy-duty ID hose, quick inflation/deflation
- Quick-dump valve for easy deflation



SIZE	STOCK NO	EACH
30'	CH383308	406.16

Deflection Gauge Fixed SDR 35.5%

- Durable, zinc-plated construction
- Conforms to mandrel sizing specification (blade length = or > nominal pipe size)
- Nine-arm design ensures testing accuracy
- Open design allows debris pass-through



SIZE	STOCK NO	EACH
6"	CH286068	291.38
8"	CH286078	379.31
10"	CH286088	446.25
12"	CH286098	446.25

Manhole Cover Hook

With 90° Handle



SIZE	STOCK NO	EACH
36"	CH015438	84.01

Long Test Ball

- Natural-rubber construction
- Compatible with PVC pipes
- Makes sealing wye fittings easy when performing tests on DWV systems
- 13 psi or 30 ft. of head pressure
- Ring and chain assembly help prevent the plug from being drawn into system during testing
- 3 ft. extension hose with car-tire inflation valve



SIZE	STOCK NO	EACH
3"	CH271039	97.42
4"	CH271047	112.18
4-6"	CH271098	255.19

Pneumatic Test Plugs

- Natural rubber body provides excellent expansion and a great seal in pipe
- Inflatable design can fit through test tees, sanitary tees, floor drains and other hard to access pipe openings
- Ideal for testing pressures up to 13 psi or with 30 ft. of head pressure
- Standard tire air fitting for easy connections.
- Ring and chain assembly helps prevent the plug from being drawn into DWV systems



PIPE SIZE	STOCK NO	EACH
1 1/4"-1 1/2"	CH270016	31.96
2"	CH270024	34.58
3"	CH270032	37.40
4"	CH270040	43.28
5"	CH270059	103.40
6"	CH270067	122.34

Extension Hose

- Ideal for plumbing applications
- Standard tire fitting connections
- Easy to install
- 3/16 in. ID hose



SIZE	STOCK NO	EACH
3'	CH274038	16.41

Clean-Seal 2® Plugs

Plug, fill and drain a DWV system from any PVC, ABS or cast iron tee.



SIZE	STOCK NO	EACH
3"	CH271838	57.89

Econ-O-Pump™ Test Pumps

- Test Pumps ensure high performance during inflation of test plugs
- Traditional thumb lock
- 200 psi gauge with cover



STOCK NO	EACH
CH273888	41.17

Underground Muni-Ball Plugs

- Works in all types of pipe
- Natural rubber seals the roughest of surfaces
- 8", 10" and 12" plugs include two-port plug for easy use in sewer air tests
- Threaded aluminum bypass



SIZE	BYPASS	STOCK NO	EACH
2"	1/8"	CH262010	192.02
3"	1/2"	CH262258	207.50
4"	3/4"	CH262048	207.50
6"	1 1/2"	CH262064	244.74
8"	3"	CH262080	299.05
10"	3"	CH262110	395.03
12"	3"	CH262129	554.99

Underground Test-Ball Plugs

- Natural rubber for superb expansion & memory
- Seals both round and out-of-round pipe
- Removable inflation valve can be replaced with quick disconnect or if it is damaged
- Features an eye-bolt for use with a poly-lift line
- Block flow or back plug for sewer air testing



PIPE SIZE	STOCK NO	EACH
8"	CH041386	225.34
10"	CH041394	365.82
12"	CH041408	460.41

Inside of Pipe Gripper Plugs

- Rated for 17 PSI or 40 ft. of head pressure
- Extra large zinc wing nut
- Natural rubber O-ring
- ABS glass-reinforced plates
- Zinc-Plated carriage bolt



PIPE SIZE	STOCK NO	EACH
4"	CH270296	10.80
6"	CH270253	29.22
8"	CH270288	55.60

Air-Loc Plug (Front)

- Mechanical bonding of natural rubber & end plates eliminates failures of chemical bonding
- Improved performance and safety
- Superior back pressure (15 psi, 1 bar)
- Premium performance and aesthetics
- Lightweight, short and flexible



PIPE SIZE	STOCK NO	EACH
6-12"	CH317128	799.80

I-Series Test-Ball Plug

- Mechanical bonding of natural rubber & end plates eliminates failures of chemical bonding
- Improved performance and safety
- Superior back pressure (15 psi, 1 bar)
- Premium performance and aesthetics
- Lightweight, short and flexible



PIPE SIZE	STOCK NO	EACH
6-12"	CH310128	694.09

Test Plugs

(18)

Test-Tite Mechanical Test Plug



SIZE	STOCK NO	EACH
2"	IPS83656	65.87
3"	IPS83657	71.00
4"	IPS83658	84.88
6"	IPS83659	337.73

(02)

Ingot Lead

SIZE	STOCK NO	EACH
Per Lb.	.LBLEAD	5.60



(02)

Oakum

SIZE	STOCK NO	EACH
5# Box-27" lengths	.5LBOA	40.78



(02)

Lead Wool

SIZE	STOCK NO	EACH
5 Lb.	.LBLEWO	5.47

(02)

Kollar Kap Closet Flange Spacer



Installs on 4" closet stub before pouring concrete. Made of molded expandable polystyrene. Height 7", Diameter at top 6"

STOCK NO	EACH
4KOKA	7.88

(18)

"Twist-Tite" Mechanical Plug



SIZE	STOCK NO	EACH
2"	.2GRPL	7.27
4"	.4GRPL	11.25

(40)

Model 200 Test Pump

Delivers a large volume of air for testing vents and waste systems in apartments, commercial buildings and residential dwellings.



Check valve, test valve, gauge, and 1 1/2" adaptor

STOCK NO	EACH
TP200	359.70

(02)

TESTRITE Test Wedge



with Valve.

PIPE SIZE	STOCK NO	EACH
2"	HOTRW2V	33.97
3"	HOTRW3V	37.97

(02)

Seal Replacement Kit



Used with TESTRITE Test Wedge

SEAL SIZE	STOCK NO	EACH
2"	HOTRR2	6.20
3"	HOTRR3	8.29

(02)

Test Clean-Out Tee



with Plug.

PIPE SIZE	STOCK NO	EACH
2"	HOTRPVC2AB	16.49
3"	HOTRPVC3AB	21.98

(02)

Spanner Ring Tool



PIPE SIZE	STOCK NO	EACH
2"-3"	.HOTRT23	43.47

(18)

Econ-O-Grip Plugs



SIZE	STOCK NO	EACH
1 1/2"	112ECGRPL	2.96
2"	2ECGRPL	3.20
3"	3ECGRPL	5.00
4"	4ECGRPL	6.27
5"	5ECGRPL	12.18
6"	6ECGRPL	13.40

(18)

Standard "Test Titan" Mechanical Test Plugs



SIZE	STOCK NO	EACH
1 1/2"	.8821	3.70
2"	8822	3.70
3"	8823	5.56
4"	.8824	6.87

(02)

Gripper Cleanout Plugs



With Neoprene Gasket
For openings with damaged/deteriorated threads. Also used for openings under construction, to keep out debris. Easy to install and reusable.

SIZE	STOCK NO	EACH
3 1/2"	.312ETCOPL	20.00
4"	4ETCOPL	21.78

(18)

"Fit-All" Cleanout Plugs



SIZE	STOCK NO	EACH
3"	CS8260	13.23
3 1/2"	CS8261	10.66
4"	CS8262	15.74

(40)

Drum Trap 4-Way Countersunk Plug Wrench



SIZES	STOCK NO	EACH
3/4", 1", 1 1/8", 1 3/8"	DTPW	26.95

(18)

Flush Mechanical Clean-out repair plug



SIZE	STOCK NO	EACH
2"	83687	20.36
3"	83688	21.49
3 1/2"	83689	24.19
4"	83690	29.33

(18)

Counter Sunk ABS Plugs



SIZE	STOCK NO	EACH
1 1/2"	CS15	13.07
2"	CS2	13.35
2 1/2"	CS25	16.10
3"	CS3	18.08
3 1/2"	CS35	19.07

Reserved

Roof Flashings (02)



4# Sheet Lead

1/16" Thick

SIZE	STOCK NO	EACH
36x36"	.36X36SHLE	115.20
48x48"	.48X48SHLE	204.80

(18)

40 MIL PVC Shower Pan Liner

SIZE	STOCK NO	EACH
5'x 40' Roll	5X40PL	8.40

(18)

40 MIL PVC Shower Pan Liner

SIZE	STOCK NO	EACH
4'x 50' Roll	4X50PL	6.72

(18)

Cut to Measure (per running foot)


SIZE	STOCK NO	EACH
4' wide	4PL	7.47
5' wide	5PL	9.33

(18)

PVC Shower Pan Liner Cement

STOCK NO	EACH
PVLICE	35.36

maycoindustries.com



Adjustable Roof Flashing

For corrugated steel roofs. Unaffected by ice and snow, hail storms, vibration, expansion and contraction. On sight installation. Easily customized with a knife or scissors to accommodate a broad range of pipes and vent diameters.

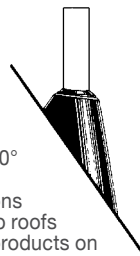
SIZE	STOCK NO	EACH
1/4"-2"	OA14050	27.10
1/4"-3"	OA14051	31.44
3-6"	OA14053	52.29
5-9"	OA14055	75.23



Oatey All-Flash® No-Calk® Roof Flashing

- Thermoplastic Base
- Rated 180° continuous heat
- Approved for type B installations
- Plastic base for pitch from 0-45°
- Do not use petroleum based products on plastic bases or rubber collars.

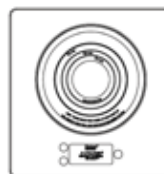
SIZE	STOCK NO	EACH
1 1/2, 2, 3"	OA11919	8.23
3, 4"	OA11920	11.09



Oatey Highrise® Roof Flashing

- Slides over pipe for pitch 10-60°
- Rated 180° continuous heat
- Approved for type B installations
- Not for hot-mopped or built-up roofs
- Do not use petroleum based products on plastic bases or rubber collars.

SIZE	STOCK NO	EACH
1 1/2, 2, 3"	OA11930	13.87
3, 4"	OA11931	17.78



Sideflash Vertical Flashing

Hard plastic base with elastomeric collar.
NOT for use on sloped surfaces

SIZE	STOCK NO	EACH
1/2"-2 1/2"	OA12805	10.20
3-6"	OA12806	12.71

oatey.com



Galvanized Steel Base Roof Cap

SIZE	STOCK NO	EACH
1, 1 1/4, 1 1/2, 2"	NC1	7.92
2"	NC2	14.05
3"	NC3	15.28
4"	NC4	19.84

ipscorp.com



Olson Roof Cap

SIZE	STOCK NO	EACH
Slant		
2"	21S	31.72
3"	31S	33.23
4"	41S	38.16
Flat		
2"	21F	43.81
3"	31F	46.83
4"	41F	49.85
Tops Only		
Fits 2"	2OLT	24.50
Fits 3"	3OLT	26.25
Fits 4"	4OLT	29.75



No. 1 Galvanized Code Roof Flanges

SIZE	STOCK NO	EACH
Slant		
2"	21SM	25.68
3"	31SM	28.70
4"	41SM	33.23
Flat		
2"	21FM	42.29
3"	31FM	45.32
4"	41FM	48.50
Tops Only		
Fits 2"	21T	19.25
Fits 3"	31T	21.00
Fits 4"	41T	23.63

fjmooremf.com

Pipe Code

- CI = Cast Iron
- ST = Steel
- XCI = Extra Heavy Cast Iron
- PL = Plastic
- CO = Copper



PROFLEX Fernco Specialty Couplings Shielded Transition Coupling

FOR SIZE AND PIPE TYPE		STOCK NO	EACH
1/2" CI•PL•ST	to . . . 1/2" CI•PL•ST	FE3000150	10.72
2" CI•PL•ST	to . . . 2" CI•PL•ST	FE300022	10.70
2" CI•PL•ST	to . . . 1/2" CI•PL•ST	FE3000215	14.26
3" CI	to . . . 3" PL•ST•XCI	FE300033	16.34
4" CI	to . . . 3" PL•ST•XCI	FE300043	23.86
4" CI	to . . . 4" PL•ST•XCI	FE300044	17.86
5" CI	to . . . 5" PL•ST•XCI	FE300055	38.40
6" CI	to . . . 6" PL•ST•XCI	FE300066	51.38
8" CI	to . . . 8" PL•ST•XCI	FE300088	69.92
3" CI	to . . . 2" CI•PL•ST	FE3004320	16.90
4" CI	to . . . 2" CI•PL•ST	FE3004420	20.58
4" CI	to . . . 3" CI	FE3004430	20.06
5" CI	to . . . 4" CI	FE3004540	43.44
1/2" CI•PL•ST	to . . . 1/4" CO•1" PL	FE3001125	17.30
1/2" CI•PL•ST	to . . . 1/2" CO•1/4" PL	FE3001150	14.98
2" CI•PL•ST	to . . . 1/2" CO•1/4" PL	FE3001215	14.98
2" CI•PL•ST	to . . . 2" CO	FE300122	19.70
3" CI	to . . . 3" CO	FE300133	21.14
1/2" CO	to . . . 1/2" CO•1/4" PL	FE3003150	16.18
2" CO	to . . . 2" CO	FE300322	17.30
3" PL•ST•XCI	to . . . 3" PL•ST•XCI	FE300533	17.16
4" PL•ST•XCI	to . . . 4" PL•ST•XCI	FE300544	20.08
6" PL•ST•XCI	to . . . 6" PL•ST•XCI	FE300566	51.38
3" PL•ST•XCI	to . . . 2" CI•PL•ST	FE300832	22.06
3" PL•ST•XCI	to . . . 3" CO	FE300733	18.88
4" PL•ST•XCI	to . . . 4" CO	FE300744	24.70
Bath Waste Tubing	to . . . 1/2" CI•PL•ST	FE3002150	17.52
Bath Waste Tubing	to . . . 2" CI•PL•ST	FE3002215	19.70
4" Thinwall Plastic	to . . . 4" Sch. 40 Plastic	FE300944	18.30

Fernco Strong Back RC 1056 Series Couplings

FOR SIZE AND PIPE TYPE		STOCK NO	EACH
2 1/2" PL	to . . . 2" CI•PL	FE105625022RC	30.87
4" PL	to . . . 3" CI•PL	FE105643RC	62.00
4" CI•PL	to . . . 4" CI•PL	FE105644RC	43.53
5" CI	to . . . 3" CI	FE105653RC	62.72
6" CI•PL	to . . . 4" CI•PL	FE105664RC	107.20
6" CI•PL	to . . . 5" CI•PL	FE105665RC	120.53
10" CI•PL	to . . . 10" CI•PL	FE10561010RC	168.50

Fernco Band Seal End Cap For Cast Iron or PVC

SIZE	STOCK NO	EACH
1/2"	FEQC101	2.64
2"	FEQC102	3.10
3"	FEQC103	3.92
4"	FEQC104	5.04
5"	FEQC105	10.26
6"	FEQC106	10.52
8"	FEQC108	21.26



Fernco Couplings

SIZE	DESCRIPTION	STOCK NO	EACH
1/2 x 1/4"	plain ends, cast iron or plastic	FE1056150125	5.02
1/2 x 1/2"	plain ends, cast iron or plastic	FE1056150	4.86
2 x 1/2"	plain ends, cast iron or plastic	FE1056215	5.52
2x2"	plain ends, cast iron or plastic	FE105622	5.22
3x2"	plain ends, cast iron or plastic	FE105632	6.52
3x3"	plain ends, cast iron or plastic	FE105633	7.04
4x3"	plain ends, cast iron or plastic	FE105643	9.50
6"	ductile iron to cast iron or plastic	FE105166	20.36
4x2"	plain ends, cast iron or plastic	FE105642	12.30
4x4"	plain ends, cast iron or plastic	FE105644	8.82
6x4"	plain ends, cast iron or plastic	FE105664	22.14
6x6"	plain ends, cast iron or plastic	FE105666	18.86
8x6"	plain ends, cast iron or plastic	FE105686	35.04
8x8"	plain ends, cast iron or plastic	FE105688	29.02
10x8"	plain ends, cast iron or plastic	FE1056108	47.70
10x10"	plain ends, cast iron or plastic	FE10561010	43.56
12x10"	plain ends, cast iron or plastic	FE10561210	56.30
12x12"	cast iron or plastic, cast iron or plastic	FE10561212	50.82
15x12"	cast iron or plastic, cast iron or plastic	FE10561512	118.50
15x15"	cast iron or plastic, cast iron or plastic	FE10561515	90.82
5" OD x 4.38" OD	plain ends, clay, C.I. or plastic	FE100244	8.82
7.38 OD x 4.38" OD	plain ends, clay, C.I. or plastic	FE100264	22.14
7.38 OD x 6.38" OD	plain ends, clay, C.I. or plastic	FE100266	18.86
9.65 OD x 8.50" OD	plain ends, clay, C.I. or plastic	FE100288	29.02
11.80 OD x 10.60" OD	plain ends, clay, C.I. or plastic	FE10021010	43.56



Flex-Seal Coupling

Socket x Sch. 40 Plastic

SIZE	STOCK NO	EACH
3x3"	FE105933	27.96
4x4"	FE105944	35.00



Stainless Steel SRC Shields


Max pressure 4.3 PSI, Max Temp. 140°F

FITS COUPLING NO	STOCK NO	EACH
FE1056150	FESRC9	11.58
FE105622	FESRC11	14.16
FE105633	FESRC15	19.28
FE105644	FESRC19	24.42
FE105666	FESRC25	32.16



Fernco Donuts

Sewer pipe compression joint sealers.
Seal against infiltration and exfiltration.
Material to material or material transitions.



DESCRIPTION	STOCK NO	EACH
2" Service soil hub to 1/2" PVC/Steel Sch. 40	FE22U139	13.54
4" Service soil hub to 4" Soil	FE44U401	17.70
4" Service soil hub to 3" PVC/Steel Sch. 40	FE44U305	19.84
4" Service soil hub to 4" PVC/Steel Sch. 40	FE44U405	16.04
2" CI XH Hub to 2" PVC/Steel Sch. 40	FE22UX205	11.98
4" CI XH Hub to 3" PVC/Steel Sch. 40	FE44UX305	19.84
4" CI XH Hub to 4" PVC/Steel Sch. 40	FE44UX405	16.04

(02)

Fernco EZ Tap Sewer Saddle

- Single band with single drawpoint for quick installation
- Resistant to caustic chemicals, bacteria and fungi

EZ Tap 4

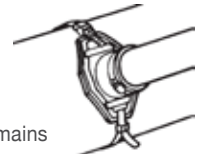
Used to connect 4" lateral pipes to 6" and larger sewer mains

STOCK NO	EACH
4EZTAP	146.42

EZ Tap 6

Connects 6" lateral pipes to 8" and larger sewer mains

STOCK NO	EACH
6EZTAP	199.62





JCM #110 Repair Clamp

SIZE	STOCK NO	EACH
1/2 x 3	12X3110C	10.49
3/4 x 3	34X3110C	10.63
1 x 3	1X3110C	11.75
1 1/4 x 3	114X3110C	12.38
1 1/2 x 3	112X3110C	12.80
2 x 3	2X3110C	14.20
1/2 x 6	12X6110C	18.96
3/4 x 6	34X6110C	20.08
1 1/4 x 6	114X6110C	21.89
1 1/2 x 6	112X6110C	23.78
2 x 6	2X6110C	25.32
2 1/2 x 6	212X6110C	34.63
3 x 6	3X6110C	37.35
4 x 6	4X6110C	39.66
6 x 6	6X6110C	48.55



JCM #101 Universal Repair Clamp

SIZE	LENGTH	O.D. RANGE	STOCK NO	EACH
2 1/2	7 1/2	2.70-3.13	212X712101C	95.13
3	12	3.46-3.70	3101C	181.45
3-4	12	3.73-4.13	3X12101C	181.45
4	7 1/2	4.74-5.14	4X712101C	124.30
4	12	4.74-5.14	4X12101C	196.28
6	7 1/2	6.84-7.25	6X712101C	147.32
6	12	6.84-7.25	6X12101C	235.81
8	18	8.99-9.39	8X18101C	404.11



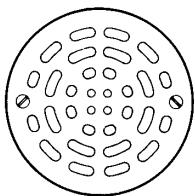
JCM #242 Repair Clamp

SIZE	STOCK NO	EACH
4 x 10	4X10242C	250.09
6 x 10	6X10242C	340.29

OUTSIDE PIPE DIAMETER										
Outside Pipe Diameter in Inches										
	3/4"	1"	1 1/4"	1 1/2"	2"	3"	4"	5"	6"	8"
Steel										
Iron Pipe Size	1.05	1.315	1.660	1.900	2.375	3.500	4.500	5.56	6.62	8.62
ABS/PVC Plastic										
Schedule 40	1.05	1.315	1.660	1.900	2.375	3.500	4.500	5.56	6.62	8.62
Cast Iron	---	---	---	1.900	2.350	3.350	4.380	5.30	6.30	8.38
Copper	.875	1.125	1.375	1.625	2.125	3.125	4.125	5.125	6.125	8.125
Thinwall Plastic										
Sewer & Drain	---	---	---	---	---	3.250	4.215	5.30	6.27	8.16

Drains and Accessories

tylerpipe.com



(02)

#50 Replacement Strainer

SIZE	STOCK NO	EACH
5"	5FDCOV	8.79
5 3/4"	534FDCOV	10.31
6"	6FDCOV	11.36
6 3/8"	638FDCOV	11.87
6 1/2"	612FDCOV	11.87
6 3/4"	634FDCOV	12.25
7"	7FDCOV	15.38
7 1/2"	712FDCOV	17.78
7 7/8"	778FDCOV	19.16
8"	8FDCOV	19.16
8 1/2"	812FDCOV	21.66
8 5/8"	858FDCOV	21.98
9"	9FDCOV	21.98
9 1/2"	912FDCOV	24.11
10"	10FDCOV	29.06

jumbomfg.com



(18)

G-O-N Glue On Nozzle

The G-O-N downspout nozzle is cast nickel brass construction, with a bonded, threaded & sealed PVC insert, allowing the nozzle to glue directly onto PVC pipe. Escutcheon is furnished in cast nickel-bronze with a security ring.

SIZE	STOCK NO	EACH
3"	RE82702	318.60
4"	RE82704	389.56
6"	RE82705	669.04
8"	RE82707	972.36

(11)

EZ Drains

PVC body with nickel bronze strainers
Slab on grade adjustable drain



OUTLET SIZE	COVER SIZE	COVER TYPE	STOCK NO	EACH
2x3"	5"	Round	EZPV2	38.99
2x3"	6"	Round	EZPV2R6	52.12
2x3"	6"	Square	EZPV2S6	70.77
4"	5"	Round	EZPV4	38.99
4"	6"	Round	EZPV4R6	52.12
4"	6"	Square	EZPV4S6	70.77

Floor drain with stainless steel deck plate

OUTLET SIZE	COVER SIZE	COVER TYPE	STOCK NO	EACH
2x3"	5"	Round	EZ2PV2	55.94
2x3"	5"	Square	EZ2PV2ST	66.95
4"	5"	Round	EZ2PV4	55.94
4"	5"	Square	EZ2PV4ST	66.95

Adjustable floor cleanout drains

OUTLET SIZE	COVER SIZE	COVER TYPE	STOCK NO	EACH
3x4"	5"	Round	EZCPV3	63.14
3x4"	6"	Square	EZCPV3S6	79.67
4"	5"	Round	EZCPV4	63.14
4"	6"	Square	EZCPV4S6	79.67

zurn.com

(02)

Stainless Steel Wall Plates

SIZE	STOCK NO	EACH
3"	SC8703	4.87
4"	SC8704	5.69
5"	SC8705	8.12
6"	SC8706	8.93
8"	SC8708	10.56
10"	SC870810	18.68
12"	SC870812	26.80

Screws

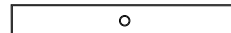
4 1/2"	CPS412	2.11
6"	CPS6	2.66



(02)

Tapped Wall Bar

SIZE	STOCK NO	EACH
1/4" x 9"	SC870B	3.22



(02)

White Plastic Wall Plate

SIZE	STOCK NO	EACH
4 1/2"	SC8714	2.80
6 1/2"	SC8716	5.09
8 1/2"	SC8718	8.01



siouxchief.com

(18)

Dura G-O-N

High impact polymer Glue on Nozzle

SIZE	STOCK NO	EACH
3"	GON3D	88.79
4"	GON4D	104.54
6"	GON6D	114.17



(18)

Floor Drain Trap Seal

SureSeal®

SIZE	STOCK NO	EACH
2"	RE97041	71.55
3"	RE97042	79.83
4"	RE97044	93.60




rectorseal.com

Series 100 "Topper" Universal Adjustable Access Cover

Medium duty with polished metal top
Three set screws offer 2" of vertical adjustment

OUTSIDE DIA.	INSIDE DIA.-TOP	INSIDE DIA.-BOTTOM	HEIGHT	STOCK NO	EACH
7 ¹ / ₈ "	5 ⁹ / ₁₆ "	6 ⁵ / ₈ "	2 ³ / ₄ "	*SC8503T	93.65
9 ¹ / ₈ "	7 ¹ / ₄ "	8 ⁵ / ₈ "	2 ³ / ₄ "	**SC8504T	140.23

* Fits 3-4" C.I. or plastic
** Fits 5-6" C.I. or plastic



No-Hub Floor Drain Polished Metal Ring and Strainer

PIPE SIZE	TOP DIA.	HEIGHT	STOCK NO	EACH
4"	6 ¹ / ₂ "	2 ⁷ / ₈ "	SC84424NR	80.31



Adjustable Floor Drains

PIPE SIZE	DESC.	TOP DIA.	HEIGHT	STOCK NO	EACH
2"	PVC	4 ³ / ₈ "	3 ³ / ₈ - 5"	SC8422PNR	55.85
2"	ABS	4 ³ / ₈ "	3 ³ / ₈ - 5"	SC8422ANR	55.85
3"	PVC	5 ¹ / ₂ "	4 ¹ / ₄ - 5 ¹ / ₂ "	SC8423PNR	55.85
4"	PVC	6 ¹ / ₂ "	4 ¹ / ₂ - 5 ³ / ₄ "	SC8424PNR	67.62



Toupee-Plus™ Adjustable Cleanout

OUTSIDE DIA.	INSIDE DIA.-TOP	INSIDE DIA.-BOTTOM	HEIGHT	STOCK NO	EACH
Medium Duty with PVC Connection					
4"	4"	5 ⁷ / ₈ "	3 ³ / ₄ - 4 ³ / ₄ "	SC85144T	89.35
Medium Duty with No Hub Connection					
4"	3 ¹ / ₂ "	6"	3 ¹ / ₄ - 4 ³ / ₄ "	SC85124T	130.83



The Adjustable Gripper Stainless Steel Replacement Strainer for Floor Drains

Will connect to openings from 3¹/₄" to 6³/₄".
7¹/₄" diameter, 14 gauge.

STOCK NO	EACH
SC8477	32.83



Gripper Stainless Steel Pipe Strainer

- Heavy Gauge Stainless Steel
- Gripping "fingers" fit snugly inside Sch. 40 pipe

847 Series

SIZE	STOCK NO	EACH
2"	SC8472	6.18
3"	SC8473	6.51
4"	SC8474	6.84



No-Hub Flashing Drain

Cast nickle ring and strainer, PVC top housing and collar. Cast Iron no-hub adapter. Tapped and plugged trap primer connection. Equivalent to: Zurn 415, Smith 2010, Wade 1100, and Josam 30000 series floor drains.



OUTSIDE DIA. TOP	DIAMETER BOTTOM	HEIGHT	STOCK NO	EACH
6 ¹ / ₂ "	2"	5" - 6 ⁷ / ₈ "	SC86322NR	139.22
6 ¹ / ₂ "	4"	5" - 6 ⁷ / ₈ "	SC86324NR	139.22

Adjustable On-Grade Cleanout

Cast nickle ring and cover, Grey PVC top housing, ABS or White PVC adapter. Pre-doped polypro plug included - ready for test. Highly polished cast metal cover provides a fantastic look. Brass female thread inserts for cover screws. Standard threads on cleanout throat for easy adaptably to any FIP adapter.



OUTSIDE DIA. TOP	DIAMETER BOTTOM	HEIGHT	PLUG	STOCK NO	EACH
PVC					
6 ¹ / ₂ "	3"	4 ¹ / ₄ " - 5 ¹ / ₂ "	2 ¹ / ₂ "	SC8523PNR	89.35
6 ¹ / ₂ "	4"	4 ¹ / ₂ " - 5 ³ / ₄ "	3 ¹ / ₂ "	SC8524PNR	89.35

821-200 Shower Pan Drain

Square cast metal ring & round strainer. Square top is perfect for tile floors. ABS or PVC adapter. PVC top housing & collar.



Polished Cast Nickel

DESCR.	OUTSIDE DIA. TOP	DIAMETER BOTTOM	HEIGHT	STOCK NO	EACH
ABS	4 ⁹ / ₁₆ "	2"	3 ¹⁵ / ₁₆ " - 5 ¹⁵ / ₁₆ "	SC821200ANQ	54.92
PVC	4 ⁹ / ₁₆ "	2"	3 ¹⁵ / ₁₆ " - 5 ¹⁵ / ₁₆ "	SC821200PNQ	54.92

See page 107 for Shower Drains

Drains and Accessories ⁽¹¹⁾

siouxchief.com

Finish Line Adjustable Drainage System

(Adjustable AFTER the pour)

Adjustable Floor Drain

Schedule 40 PVC, round nickel, plastic body.

No. 832 On-Grade Adjustable Floor Drain • Complete Assembly

OUTSIDE DIA. TOP	DIAMETER BOTTOM	PRE-POUR HEIGHT	STOCK NO	EACH
5 1/2"	2x3"	4.63"-5.5"	SC83225PNR	53.76
6 1/2"	2"	5.5"-6.75"	SC83222PNR	72.18
6 1/2"	3x4"	5.25"-6.5"	SC83236PNR	72.18
6 1/2"	4"	5.5"-6.75"	SC8324PNR	72.18



Adjustable Flashing Drain

Schedule 40 PVC, round nickel, plastic body.

No. 833 Above-Grade Adjustable Floor Drain • Complete Assembly

OUTSIDE DIA. TOP	DIAMETER BOTTOM	PRE-POUR HEIGHT	STOCK NO	EACH
6 1/2"	2"	4.8"-6.05"	SC8332PNR	89.23
6 1/2"	3"	4.8"-6.05"	SC8333PNR	89.23
6 1/2"	4"	4.8"-6.05"	SC8334PNR	89.23



Adjustable Flashing Drain

Ductile Iron, round nickel-bronze, 1/2" FIP thread, plugged.

No. 832 On-Grade Adjustable Floor Drain • Complete Assembly

OUTSIDE DIA. TOP	DIAMETER BOTTOM	PRE-POUR HEIGHT	STOCK NO	EACH
5 1/2"	2"	4 5/8"-5 5/8"	SC83225DNR	128.46



Adjustable Floor Drain • Rough-In Drain Body

Schedule 40 Hub Connection, PVC body.

SCH. 40 HUB	STOCK NO	EACH
No. 832/833 • PVC Body ONLY • On-Grade		
2"	SC8322PF	19.45
3"	SC83236PF	19.45
4"	SC8324PF	19.45

Schedule 40 Hub Connection, PVC body.

No. 832/833 • ABS Body ONLY • On-Grade

3" SC83236AF 19.45

Adjustable Flashing Drain • Rough-In Drain Body

No-Hub, Push-Joint, or Schedule 40 Hub Connection, PVC body.

No. 832/833 • Body ONLY • Above Grade

SCH. 40 HUB	STOCK NO	EACH
2"	SC8332PF	36.49
3"	SC8333PF	36.49
4"	SC8334PF	36.49

Adjustable Drain • Finish Fixture

No. 832/833 • Nickel Finish Fixture ONLY

STRAINER DIA.	STOCK NO	EACH
6 1/2" Round	SC8324HNR	52.73
7 1/16" Square	SC8324HNQ	78.31

LittleMAX

No. 8643-P • Standard On-Grade Drain

Strainer ring can be used as a clamping collar for above-grade applications

STRAINER DIA.	STOCK NO	EACH
7 1/4" Round	SC8643P	54.54



Sand Bucket

For Use with LittleMAX Drain

STOCK NO	EACH
SC864S	10.08

See page 107 for Shower Drains

Adjustable Cleanout

Schedule 40 PVC, round nickel, plastic body.

No. 834 Adjustable Cleanout • Complete Assembly

OUTSIDE DIA. TOP	DIAMETER BOTTOM	PRE-POUR HEIGHT	STOCK NO	EACH
6 1/2"	3"	5 1/4"-6 1/2"	SC8343PNR	88.73
6 1/2"	4"	5 1/2"-6 3/4"	SC8344PNR	88.73

Cast Iron, round nickel-bronze ring & strainer.

No. 822 Adjustable Cleanout with Deck Flange • Complete

OUTSIDE DIA. TOP	DIAMETER NO-HUB	ADJ. FINISH HEIGHT	STOCK NO	EACH
5 1/2"	3"	0"-3/4"	SC822C3DNR	147.49



Adjustable Clean-Out • Finish Fixture

No. 834 • Nickel Finish Fixture ONLY

STRAINER DIA.	STOCK NO	EACH
6 1/2" Round	SC8344HNR	66.42
7 1/16" Square	SC8344HNQ	86.69

Adjustable Clean-Out

DESCRIPTION	STOCK NO	EACH
No. 834 • PVC Body ONLY • Sch. 40 Hub Connection		
3"	SC8343PF	22.31
4"	SC8344PF	22.31
No. 834 • ABS Body ONLY • Sch. 40 Hub Connection		
4"	SC8344AF	22.31

Halo Adjustable Floor Drain

Schedule 40 PVC, round nickel, plastic body with deck flange.

DESCRIPTION	ADJ. HEIGHT	STOCK NO	EACH
No. 822 On-Grade Adjustable Floor Drain • Complete Assembly			
2" x 3"	0"-3/4"	SC8222PNR	60.92
3" x 4"	0"-3/4"	SC8223PNR	60.92

Cast Iron, round nickel-bronze ring & strainer.

No. 822 Adjustable Floor Drain with Deck Flange • Complete

2" 0"-3/4" SC8222DNR 124.89



Halo Finish Line Adjustable Floor Drain

Finish Fixture

DESCRIPTION	STOCK NO	EACH
Round	SC8323HNR	38.99

(18)

Perfect Prime

Brass Plated Trap Primer Valve

DESCRIPTION	STOCK NO	EACH
1/2" FIP x 1/2" MIP	SC69501	70.69



NOTE: Ductile Iron Style Finish Line Available upon request.



Josam Drains and Accessories ⁽¹¹⁾

mea-josam.com

Series 21500 Roof Drains

SIZE	STOCK NO	EACH
No-Hub		
2"	JO21502Z22	197.35
3"	JO21503Z22	197.35
4"	JO21504Z22	197.35
6"	JO21506Z22	262.71



Overflow Collar for Series 21500 and 21510

Clamp Ring

SIZE	STOCK NO	EACH
2"	JO029276	49.30



21500-1 Underdeck Clamp Only For Series 21500 and 21510

STOCK NO	EACH
JO215001	52.13

Drainage Control Backwater Valve

Manual gate valve, C.I. body, brass working parts, 4" spigot outlet.

STOCK NO	EACH
JO67364	1081.40



(18) Tru-Gap Air Gap Fixture

2" PVC DWV Solvent Weld

- 4⁵/₈" Overall Width
- 2³/₃₂" Body Height
- 1" Hook Depth

STOCK NO	EACH
92534	24.62



Series 25010 Downspout Nozzel

Cast bronze Downspout Nozzle, loose wall flange connection. For diverting rainwater.

SIZE	STOCK NO	EACH
No-Hub Spigot Outlet		
3"	JO25013Z	134.82
4"	JO25014Z	134.82
6"	JO25016Z	320.04
8"	JO25018Z	487.15



Residential Carriers

For Siphon Jet Closets Only

PIPE SIZE	DESCRIPTION	STOCK NO	EACH
3"	Single, On-Stack Adapter Type for PVC Plastic Pipe	JO16123	220.82



Commercial Carriers

Floor-mount, Concealed Arms

DESCRIPTION	STOCK NO	EACH
For 20x18 Lavatories	JO17100202	212.31



Floor-mounted, Urinal Carrier

Includes hanger plate, adjustable supporting rods, structural uprights and welded feet.

DESCRIPTION	STOCK NO	EACH
Adjustable Height	JO17550UR	160.81



Neoprene Carrier Gasket with Lubricant

STOCK NO	EACH
JONEOGA	41.27

Horizontal No-Hub Fittings

For Siphon Jet or Blowout Closets
Less Trim Pack (See Below)

PIPE SIZE	DESCRIPTION	STOCK NO	EACH
4"	Single Left-Hand, Standard Barrel	JO10674	157.34
4"	Single Right-Hand, Standard Barrel	JO10684	157.34
4"	Back-to-Back, Standard Barrel	JO10694	269.17



Trim Packs

For Siphon Jet or Blowout Closet.
To Complete Horizontal No-Hub Fittings:
One for each single carrier.
Two for each back to back carrier.

PIPE SIZE	STOCK NO	EACH
4"	JO12000	165.22
12" ABS Extension for JO12000		
12"	JOC130	18.90



Positioning Frame

For Siphon Jet Carriers (ABS)

STOCK NO	EACH
JO565949	17.33

Trim Kit for Josam Carriers

DESCRIPTION	STOCK NO	EACH
Hardware less gasket	JOCAHA	115.16
Felt gasket only	JOCAGA	80.21

Josam



MEA-JOSAM Drainage Channel Pro-Plus 100C Series

Interconnecting channel sections made of SMC/ GRP sheet molding compound/glass reinforced polyester. Channel support brackets capable of accepting re-bar, end outlets, bottom outlets and corner or T-sections.

Neutral Section • With 140122 Grate

LENGTH (1 METER TRENCH)	STOCK NO	EACH
(2) 1/2 meter grates	PRO140002	162.82

End Cap

STOCK NO	EACH
PRO100EC	19.86
with 4" Outlet	
PRO100OE4	19.86

Bottom Outlet with 4" Outlet

STOCK NO	EACH
PRO100OB4	19.86

Brackets

STOCK NO	EACH
Channel Support	
PRO100BS	13.50
End Outlet Support	
PRO100BSW	13.50
Center Outlet Support	
PRO100BSC	13.50



Strainer Extension

Cast iron threaded strainer extension.

SIZE	MIN - MAX	STOCK NO	EACH
2 1/4"	1 1/4" - 2"	2WT	29.61



Series F Round Funnel

SIZE	STOCK NO	EACH
Nikaloy		
4"	JOF4	91.19



Series 3000 Floor Drain Body Only

SIZE	STOCK NO	EACH
No-Hub		
2"	JO30002Z	40.48
3"	JO30003Z	40.48
4"	JO30004Z	40.48



Series "A" Round Super-flo Strainer

SIZE	STOCK NO	EACH
Nikaloy		
5"	JO5A	62.06
6"	JO6A	86.00
7"	JO7A	105.05
8"	JO8A	142.38
Nikaloy with Flap		
6"	JO6AJ	167.42



Series 5500 Floor Clean Out

SIZE	STOCK NO	EACH
Nickel Bronze Top / No-Hub Out		
2"	JO550021Z	135.14
3"	JO550031Z	142.38
4"	JO550041Z	190.42
6"	JO550061Z	309.80

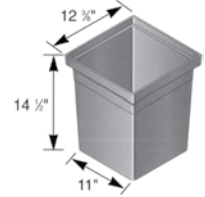


Series 32100 Floor Drain Super-flo 9" Top

SIZE	STOCK NO	EACH
No-Hub		
3"	JO32103Z	108.36
4"	JO32104Z	108.36

National Diversified Sales Products

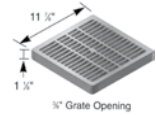
ndspro.com



(02) Square Sump Box Catch Basin

No. 1225

SIZE	STOCK NO	EACH
12 x 12"	NDS1225	95.53



(02) Square Black Grate

No. 1211

SIZE	STOCK NO	EACH
12 x 12"	NDS1211	71.82

Sioux Chief

siouxchief.com



(18) Standard Series PVC Roof Drains

SIZE	STOCK NO	EACH
2"	SC867P2	49.48
3"	SC867P3	49.48
4"	SC867P4	49.48

Under Deck Clamp

Use with 867 Roof Drains

STOCK NO	EACH
SC867C	30.87

Drains & Accessories

Watts Round Nikaloy Funnel

SIZE	STOCK NO	EACH
4" NB	4F41	158.92

Watts Nickel Bronze Strainer Strainer ONLY • LESS Membrane Clamp

SIZE	STOCK NO	EACH
5"	A5	107.34
6"	A6	146.97

Watts Floor Drain Body

Body ONLY • No-Hub Outlet • with Clamp

SIZE	STOCK NO	EACH
2"	2FD102	86.07
3"	3FD103	87.04
4"	4FD104	82.03



Watts On-Grade Floor Drain Body

Body ONLY • No-Hub Outlet • LESS Clamp

SIZE	STOCK NO	EACH
2"	2B4342	78.42
3"	3B4343	127.64
4"	4B4344	48.80



Underdeck Clamp With Hardware

STOCK NO	EACH
B15DC	89.40

Watts Floor Clean Out

Brass Plug • No-Hub Outlet

SIZE	STOCK NO	EACH
2"	2CO202R34B	232.06
3"	3CO203R34B	245.13
4"	4CO204R34B	327.02



Cast Iron Roof Drain No-Hub Outlet • With DOMES

SIZE	STOCK NO	EACH
3"	3RD303K	340.37
4"	4RD304K	340.37
5"	5RD305K	452.44
6"	6RD306K	452.44



Exterior Overflow For R-300 Roof Drains Suffix "R"

STOCK NO	EACH
RD300R	153.92

Commercial Carriers

Vertical Lavatory Carrier Track Style

DESCRIPTION	STOCK NO	EACH
For 20x18 Lavatories	TCA411	367.34



Floor Mounted Urinal Carrier

Epoxy coated floor mounted urinal carrier with heavy gauge steel offset uprights with welded feet, universal steel hanger support plate with integral mounting brackets and plated hardware.

DESCRIPTION	STOCK NO	EACH
42" with Slide Adjustment	CA311	279.19



Horizontal No-Hub Fittings With Trim Pack

PIPE SIZE	DESCRIPTION	STOCK NO	EACH
4"	Single Left-Hand, Standard Barrel	ISCA101L	598.98
4"	Single Right-Hand, Standard Barrel	ISCA101R	598.98
4"	Back-to-Back, Standard Barrel	ISCA101D	1119.55



Vertical No-Hub Fittings On-Stack, 4" Branch

PIPE SIZE	DESCRIPTION	STOCK NO	EACH
4"	Single Left-Hand, 2" Vent, Standard Barrel	ISCA121	680.18
4"	Back-to-Back, 2" Vent Same Side, Standard Barrel	ISCA121D	1200.75



(11) Neo-Seal Closet Gasket Kit

STOCK NO	EACH
Z1210574	29.83

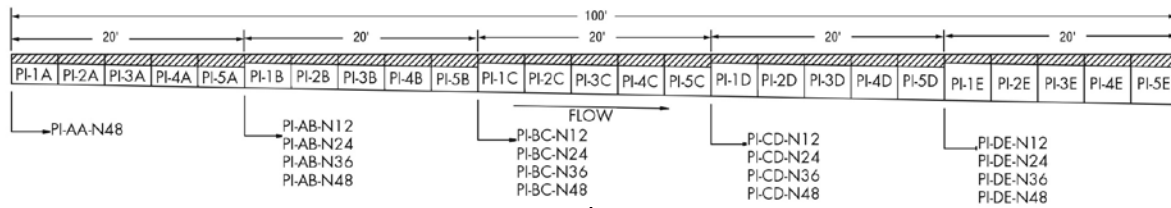
(11a) CA-1 Neoprene Closet Gasket For back outlet toilets

STOCK NO	EACH
CA1	27.46



Pre-Sloped Poly Trench Drain System ^(11a)

watts.com



Dead Level Polypropylene - Channel and Frame Only

A Series 4' - 20'

LENGTH	SLOPE	STOCK NO	EACH
48"	5 ⁵ / ₁₆ - 5 ¹⁵ / ₁₆	WAPP1A	242.76
48"	5 ¹⁵ / ₁₆ - 6 ¹ / ₄	WAPP2A	242.76
48"	6 ¹ / ₄ - 6 ⁹ / ₁₆	WAPP3A	242.76
48"	6 ⁹ / ₁₆ - 6 ⁷ / ₈	WAPP4A	242.76
48"	6 ⁷ / ₈ - 7 ³ / ₁₆	WAPP5A	242.76
48"	7 ³ / ₁₆	WAPPAB	242.76

B Series 20' - 40'

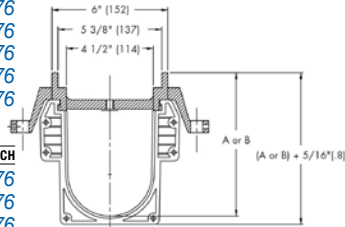
LENGTH	SLOPE	STOCK NO	EACH
48"	7 ³ / ₁₆ - 7 ¹ / ₂	WAPP1B	242.76
48"	7 ¹ / ₂ - 7 ¹³ / ₁₆	WAPP2B	242.76
48"	7 ¹³ / ₁₆ - 8 ¹ / ₈	WAPP3B	242.76
48"	8 ¹ / ₈ - 8 ⁷ / ₁₆	WAPP4B	242.76
48"	8 ⁷ / ₁₆ - 8 ³ / ₄	WAPP5B	242.76
48"	8 ³ / ₄	WAPPBC	242.76

C Series 40' - 60'

LENGTH	SLOPE	STOCK NO	EACH
48"	8 ³ / ₄ - 9 ¹ / ₁₆	WAPP1C	242.76
48"	9 ¹ / ₁₆ - 9 ⁹ / ₁₆	WAPP2C	242.76
48"	9 ⁹ / ₁₆ - 9 ¹¹ / ₁₆	WAPP3C	242.76
48"	9 ¹¹ / ₁₆ - 10	WAPP4C	242.76
48"	10 - 11 ⁵ / ₁₆	WAPP5C	242.76

Neutral Section

LENGTH	STOCK NO	EACH
24"	WAPPABN24	121.84



Dead Level Trench Components 4' - 16'

P4-E0-DI

4 foot trench consisting of the following:

STOCK NO	DESCRIPTION	QTY	WATTS NO
WAECM	male endcap	1	8187014
WAECF	female endcap	1	8187015
WAFGCC	construction cover	1	8187071
WAPP1A	4 foot A channel, F1 frame	1	8187241
WADIGR	6x24 ductile iron grate	2	8187307
WADLH1	channel screw	8	8187359
WADLH2	frame bolt	4	8187360
WADLH4	grate lockdown bolt, DI	2	8187362

P6-E0-DI

6 foot trench consisting of the following:

STOCK NO	DESCRIPTION	QTY	WATTS NO
WAECM	male endcap	1	8187014
WAECF	female endcap	1	8187015
WAFGCC	construction cover	2	8187071
WAFL	frame lock/bolt/washer	1	8187099
WAPP5A	4 foot A channel, F5 frame	1	8187245
WAPPABN24	24" neutral channel with poly frame	1	8187247
WADIGR	6x24 ductile iron grate	3	8187307
WADLH1	channel screw	16	8187359
WADLH2	frame bolt	8	8187360
WADLH4	grate lockdown bolt, DI	3	8187362

P8-E0-DI

8 foot trench consisting of the following:

STOCK NO	DESCRIPTION	QTY	WATTS NO
WAECM	male endcap	1	8187014
WAECF	female endcap	1	8187015
WAFGCC	construction cover	2	8187071
WAFL	frame lock/bolt/washer	1	8187099
WAPP1A	4 foot A channel, F1 frame	1	8187241
WAPP2A	4 foot A channel, F2 frame	1	8187242
WADIGR	6x24 ductile iron grate	4	8187307
WADLH1	channel screw	12	8187359
WADLH2	frame bolt	4	8187360
WADLH4	grate lockdown bolt, DI	4	8187362

P12-E0-DI

12 foot trench consisting of the following:

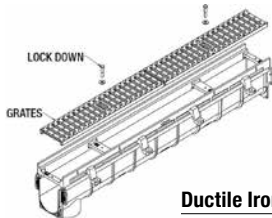
STOCK NO	DESCRIPTION	QTY	WATTS NO
WAECM	male endcap	1	8187014
WAECF	female endcap	1	8187015
WAFGCC	construction cover	3	8187071
WAFL	frame lock/bolt/washer	2	8187099
WAPP1A	4 foot A channel, F1 frame	1	8187241
WAPP2A	4 foot A channel, F2 frame	1	8187242
WAPP3A	4 foot A channel, F3 frame	1	8187243
WADIGR	6x24 ductile iron grate	6	8187307
WADLH1	channel screw	16	8187359
WADLH2	frame bolt	12	8187360
WADLH4	grate lockdown bolt, DI	6	8187362

P16-E0-DI

16 foot trench consisting of the following:

STOCK NO	DESCRIPTION	QTY	WATTS NO
WAECM	male endcap	1	8187014
WAECF	female endcap	1	8187015
WAFGCC	construction cover	4	8187071
WAFL	frame lock/bolt/washer	3	8187099
WAPP1A	4 foot A channel, F1 frame	1	8187241
WAPP2A	4 foot A channel, F2 frame	1	8187242
WAPP3A	4 foot A channel, F3 frame	1	8187243
WAPP4A	4 foot A channel, F4 frame	1	8187244
WADIGR	6x24 ductile iron grate	8	8187307
WADLH1	channel screw	20	8187359
WADLH2	frame bolt	16	8187360
WADLH4	grate lockdown bolt, DI	8	8187362

Accessories - Must Order To Complete System



Ductile Iron Grate Lockdown Bolt

STOCK NO	EACH
WADLH4	4.15

Frame Bolt

STOCK NO	EACH
WADLH2	1.08



24" x 24" Catch Basin with Grate

STOCK NO	EACH
WACB2424	1364.44

24" x 24" Trash Basket

STOCK NO	EACH
WATB2424	273.71



6" x 24" Catch Basin (No Grate)

STOCK NO	EACH
WACB624	496.68

6" x 24" Trash Basket

STOCK NO	EACH
WATB624	71.10

Ductile Iron Grate 6" x 24"

STOCK NO	EACH
WADIGR	156.76

Channel Screw

STOCK NO	EACH
WADLH1	1.65

Frame Lock / Bolt / Washer

STOCK NO	EACH
WAFL	16.32

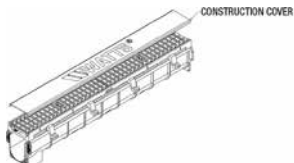


Male End Cap

STOCK NO	EACH
WAECM	30.72

Female End Cap

STOCK NO	EACH
WAECF	30.72



Construction Cover

STOCK NO	EACH
WAFGCC	23.66

Pre-Sloped Poly Trench Drain System ^(11a)

watts.com

Dead Level Trench Components 20' - 50'

P20-E0-DI 20 foot trench consisting of the following:			
STOCK NO	DESCRIPTION	QTY	WATTS NO
WAECM	male endcap	1	8187014
WAECF	female endcap	1	8187015
WAFG-CC	construction cover	5	8187071
WAFL	frame lock/bolt/washer	4	8187099
WAPP1A	4 foot A channel, F1 frame	1	8187241
WAPP2A	4 foot A channel, F2 frame	1	8187242
WAPP3A	4 foot A channel, F3 frame	1	8187243
WAPP4A	4 foot A channel, F4 frame	1	8187244
WAPP5A	4 foot A channel, F5 frame	1	8187245
WADIGR	6x24 ductile iron grate	10	8187307
WADLH1	channel screw	24	8187359
WADLH2	frame bolt	20	8187360
WADLH4	grate lockdown bolt, DI	10	8187362

P24-E0-DI 24 foot trench consisting of the following:			
STOCK NO	DESCRIPTION	QTY	WATTS NO
WAECM	male endcap	1	8187014
WAECF	female endcap	1	8187015
WAFGCC	construction cover	6	8187071
WAFL	frame lock/bolt/washer	5	8187099
WAPP1A	4 foot A channel, F1 frame	1	8187241
WAPP2A	4 foot A channel, F2 frame	1	8187242
WAPP3A	4 foot A channel, F3 frame	1	8187243
WAPP4A	4 foot A channel, F4 frame	1	8187244
WAPP5A	4 foot A channel, F5 frame	1	8187245
WAPP1B	4 foot B channel, F1 frame	1	8187250
WADIGR	6x24 ductile iron grate	12	8187307
WADLH1	channel screw	28	8187359
WADLH2	frame bolt	24	8187360
WADLH4	grate lockdown bolt, DI	12	8187362

P40-E0-DI 40 foot trench consisting of the following:			
STOCK NO	DESCRIPTION	QTY	WATTS NO
WAECM	male endcap	1	8187014
WAECF	female endcap	1	8187015
WAFGCC	construction cover	10	8187071
WAFL	frame lock/bolt/washer	9	8187099
WAPP1A	4 foot A channel, F1 frame	1	8187241
WAPP2A	4 foot A channel, F2 frame	1	8187242
WAPP3A	4 foot A channel, F3 frame	1	8187243
WAPP4A	4 foot A channel, F4 frame	1	8187244
WAPP5A	4 foot A channel, F5 frame	1	8187245
WAPP1B	4 foot B channel, F1 frame	1	8187250
WAPP2B	4 foot B channel, F2 frame	1	8187251
WAPP3B	4 foot B channel, F3 frame	1	8187252
WAPP4B	4 foot B channel, F4 frame	1	8187253
WAPP-5B	4 foot B channel, F5 frame	1	8187254
WADIGR	6x24 ductile iron grate	20	8187307
WADLH1	channel screw	44	8187359
WADLH2	frame bolt	40	8187360
WADLH4	grate lockdown bolt, DI	20	8187362

P50-E0-DI 50 foot trench consisting of the following:			
STOCK NO	DESCRIPTION	QTY	WATTS NO
WAECM	male endcap	1	8187014
WAECF	female endcap	1	8187015
WAFGCC	construction cover	13	8187071
WAFL	frame lock/bolt/washer	12	8187099
WAPP4A	4 foot A channel, F4 frame	1	8187244
WAPP5A	4 foot A channel, F5 frame	1	8187245
WAPPABN24	24" neutral channel with poly frame	1	8187247
WAPP1B	4 foot B channel, F1 frame	1	8187250
WAPP2B	4 foot B channel, F2 frame	1	8187251
WAPP3B	4 foot B channel, F3 frame	1	8187252
WAPP4B	4 foot B channel, F4 frame	1	8187253
WAPP5B	4 foot B channel, F5 frame	1	8187254
WAPP-C	4 foot C channel, F1 frame	1	8187259
WAPP2C	4 foot C channel, F2 frame	1	8187260
WAPP3C	4 foot C channel, F3 frame	1	8187261
WAPP4C	4 foot C channel, F4 frame	1	8187262
WAPP5C	4 foot C channel, F5 frame	1	8187263
WADIGR	6x24 ductile iron grate	25	8187307
WADL-H1	channel screw	60	8187359
WADLH2	frame bolt	52	8187360
WADLH4	grate lockdown bolt, DI	25	8187362

Dead Level Trench Components 60'

P60-E0-DI 60 foot trench consisting of the following:			
STOCK NO	DESCRIPTION	QTY	WATTS NO
WAECM	male endcap	1	8187014
WAECF	female endcap	1	8187015
WAFGCC	construction cover	15	8187071
WAFL	frame lock/bolt/washer	14	8187099
WAPP1A	4 foot A channel, F1 frame	1	8187241
WAPP2A	4 foot A channel, F2 frame	1	8187242
WAPP3A	4 foot A channel, F3 frame	1	8187243
WAPP4A	4 foot A channel, F4 frame	1	8187244
WAP-5A	4 foot A channel, F5 frame	1	8187245
WAPP1B	4 foot B channel, F1 frame	1	8187250
WAPP2B	4 foot B channel, F2 frame	1	8187251
WAPP3B	4 foot B channel, F3 frame	1	8187252
WAPP4B	4 foot B channel, F4 frame	1	8187253
WAPP5B	4 foot B channel, F5 frame	1	8187254
WAPP1C	4 foot C channel, F1 frame	1	8187259
WAPP2C	4 foot C channel, F2 frame	1	8187260
WAPP3C	4 foot C channel, F3 frame	1	8187261
WAPP4C	4 foot C channel, F4 frame	1	8187262
WAPP5C	4 foot C channel, F5 frame	1	8187263
WADIGR	6x24 ductile iron grate	30	8187307
WADLH1	channel screw	64	8187359
WADLH2	frame bolt	60	8187360
WADLH4	grate lockdown bolt, DI	30	8187362
*WACB2424	24X24 catch basin, ductile frame/gr		8187320
WATB2424	trash basket, 24x24		8187304
*WACB624	6x24 catch basin, poly frame		8187322
WATB624	trash basket, 6x24		8154020
WADIGR	6x24 ductile iron grate		8187307

* catch basins connect to #5 frame and channels, or neutral channels



Grease Interceptors & Inflammable Waste Traps ⁽⁰²⁾

schierproducts.com

Schier Grease Interceptors ⁽¹¹⁾



Great Basins

Indoor Grease Interceptors. Can be installed on-floor, buried or the low-profile models can be under or next to sinks.

GPM	PIPE SIZE	STOCK NO	EACH
20 or 25	2" or 3"	SCHGB1	671.97
35 or 50	3" or 4"	SCHGB2	1067.24
50 or 75	3" or 4"	SCHGB3	1739.95

Pumpout Port Kit

Pumpout fitting, piping, 3" cam and groove fitting with cap. Use with Great Basin models: SHGB1, SHGB2 and SHGB3.

STOCK NO	EACH
PP1	156.62



Great Basin Riser

Riser for grease interceptors with covers installed below grade. Use with Great Basin models: SHGB1, SHGB2 and SHGB3.

STOCK NO	COVER SIZE	EACH
FCR1	21"	369.17
FCR2	24"	485.52



Great Basin

Grease Interceptors

STOCK NO	EACH
GB50	2222.48
GB75	3018.25
GB250	5398.85



Inflammable Waste Traps ⁽⁰²⁾

Standard Waste Trap

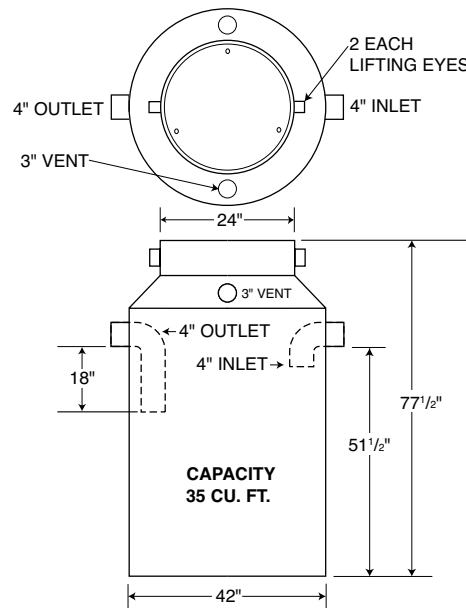
With gas Tight Cover. 4" Double Vent

CU. FT	STOCK NO	EACH
10	WATRGT10	1656.00
35	WATRGT	2412.00

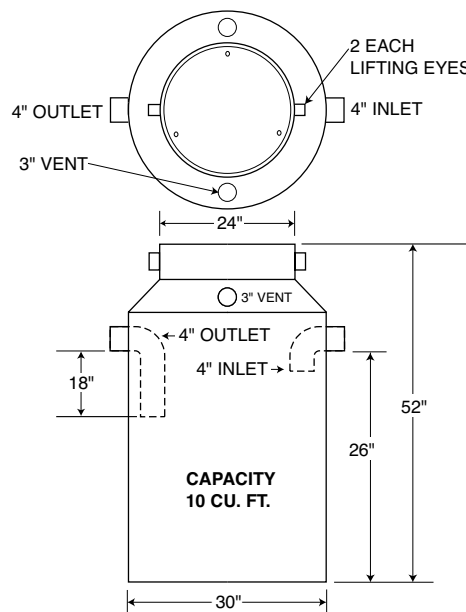
35 CU. FT. TANKS MEET MN PLUMBING CODE SECTION 4715.1120
10 CU. FT. TANKS MEET MN PLUMBING CODE SECTION 1017.0

- 35 CU. Feet tanks are fabricated from 3/16" thick hot roll steel.
- 10 CU. Feet tanks are fabricated from 1/8" thick hot roll steel.
- Inlets and Outlets are 4" Sch. 40 IPS
- Vents are 3" Sch. 40 IPS
- Covers are made from 3/8" thick diamond plate and fastened with three 3/8" bolts and gasket.
- Tanks have two lifting eyes for easy installation.
- Tanks are sealed inside and outside with pure asphalt coating.

35 Cubic Feet Model



10 Cubic Feet Model



Rated Working Pressures For Bronze Valves

Pressure • Temperature Ratings • Non-Shock

PRESSURE P.S.I. ¹							
Temp °F ²	CLASS 125 ³ Threaded ⁵	CLASS 150 Threaded	CLASS 150 Flanged ⁵	CLASS 200 Threaded ⁴	CLASS 300 Threaded	CLASS 300 Flanged ⁵	2000 Hydr. Threaded
	ASTM B-62			ASTM B-61			
-20 to 150°	200	300	225	400	1000	500	2000
200°	185	270	210	375	920	475	---
250°	170	240	195	350	830	450	---
300°	155	210	180	325	740	425	---
350°	140	180	165	300	650	400	---
400°	---	---	---	275	560	375	---
406°	125	150	150	---	---	---	---
450°	120 ⁶	145 ⁶	---	250	480	350	---
500°	---	---	---	225	390	325	---
550°	---	---	---	200	300	300	---

- Solder end valves are limited by temperatures which affect the strength of the solder joint. These ratings must be adjusted as below:
- For lower temperatures, pressures for temperatures -20 to 150° shall apply. Uses for low temperature shall conform to the rules of applicable codes under which they are to be used.
- Buna-N disc valves limited to 150° F. temperatures.
- Teflon disc valves limited to 450° F. temperatures.
- P-T ratings—ANSI B16.24-1971.
- Some codes (i.e. ASME BPVC, Section 1) limit the rating temperatures of the indicated material to 406° F.

Adjusted Pressure Ratings

Joint made of Copper Tube and Solder End Valves
Extracted from MSS SP-80

Water, Non-Corrosive Liquids and Gases					
Solder Used	Temp °F	Valve Sizes			Saturated Steam P.S.I.G.
		¼ thru 1"	1¼ thru 2"	2½ thru 4"	
50-50	100°	200	175	150	---
Tin Lead	150°	150	125	100	---
(ASTM B-32, Alloy Grade 50-A)	200°	100	90	75	---
	250°	85	75	50	*15
95-5	100°	500	400	300	---
Tin Antimony	150°	400	350	275	---
	200°	300	250	200	---
	250°	200	175	150	*15
Taramet	100°	800	600	400	---
Sterling	150°	600	450	325	---
	200°	400	375	175	---
	250°	300	200	150	---

* This pressure is determined by the temperature of saturated steam at the maximum temperature shown.

LEAD FREE
No. 105
Bronze Gate Valve

- Ultra Pure
- 300 lb. WOG
 - General Service
 - Solid Wedge Disc
 - Non-Rising Stem
 - Threaded Bonnet
 - Gland Packed • FIPxFIP



SIZE	STOCK NO	EACH
1/2"	12UP105	119.15
3/4"	34UP105	144.92
1"	1UP105	183.51
1 1/4"	114UP105	280.16
1 1/2"	112UP105	325.18
2"	2UP105	425.00
125 lb SWP • 200 lb WOG • LEAD		
2 1/2"	212105	761.38
3"	3105	929.14

LEAD FREE
No. 115
Bronze Gate Valve

- Ultra Pure
- 300 lb. WOG
 - General Service
 - Solid Wedge Disc
 - Non-Rising Stem
 - Threaded Bonnet
 - Gland Packed
 - Copper x Copper



SIZE	STOCK NO	EACH
1/2"	12UP115	114.38
3/4"	34UP115	139.12
1"	1UP115	196.41
1 1/2"	112UP115	334.88
2"	2UP115	463.65

LEAD FREE
No. 148
Bronze Gate Valve

- Ultra Pure
- 300 lb. WOG
 - General Service
 - Solid Wedge Disc
 - Rising Stem
 - Threaded Bonnet
 - Gland Packed • FIPxFIP



SIZE	STOCK NO	EACH
1/4"	14UP148	144.92
3/8"	38UP148	144.92
1/2"	12UP148	128.76
3/4"	34UP148	160.99
1"	1UP148	215.71
1 1/4"	114UP148	309.11
1 1/2"	112UP148	370.26
2"	2UP148	463.65
125 lb SWP • 200 lb WOG • LEAD		
2 1/2"	212148	854.09
3"	3148	1167.46

LEAD FREE
No. 149
Bronze Gate Valve

- Ultra Pure
- 300 lb. WOG
 - General Service
 - Solid Wedge Disc
 - Rising Stem
 - Threaded Bonnet
 - Gland Packed
 - Copper x Copper



SIZE	STOCK NO	EACH
1/2"	12UP149	132.00
3/4"	34UP149	164.21
1"	1UP149	215.71
1 1/4"	114UP149	344.53
1 1/2"	112UP149	386.37
2"	2UP149	534.54
125 lb SWP • 200 lb WOG • LEAD		
3"	3149	1216.01

No. 1152
Bronze Gate Valve

- 125 lb. SWP • 200 lb. WOG
- Industrial Service
- Solid Wedge Disc
- Rising Stem
- Union Bonnet
- Gland Packed • FIPxFIP



SIZE	STOCK NO	EACH
1/2"	121152	112.55
3/4"	341152	134.62
1"	11152	172.12
1 1/4"	1141152	242.74
1 1/2"	1121152	295.73
2"	21152	397.24
3"	31152	1315.31

No. 1151
Bronze Gate Valve

- 150 lb. SWP • 300 lb. WOG
- Industrial Service
- Solid Wedge Disc
- Rising Stem
- Union Bonnet
- Gland Packed • FIPxFIP



SIZE	STOCK NO	EACH
1/4"	141151	125.78
3/8"	381151	125.78
1/2"	121151	123.60
3/4"	341151	143.46
1"	11151	187.60
1 1/4"	1141151	256.03
1 1/2"	1121151	315.58
2"	21151	439.15
2 1/2"	2121151	1008.56
3"	31151	1394.77

No. 1153
Bronze Gate Valve

- 200 lb. SWP • 400 lb. WOG
- Industrial Service
- Solid Wedge Disc
- Rising Stem
- Union Bonnet
- Gland Packed • FIPxFIP



SIZE	STOCK NO	EACH
1/2"	121153	169.93
3/4"	341153	203.07
1"	11153	291.29
1 1/2"	1121153	448.03
2"	21153	699.59

No. 1182
Bronze Gate Valve

- 300 lb. SWP • 1000 lb. WOG
- Heavy Duty Service
- Solid Wedge Disc
- Rising Stem • Cu-Ni Seat
- Union Bonnet
- Gland Packed • FIPxFIP



SIZE	STOCK NO	EACH
1/4"	141182	209.65
3/8"	381182	209.65
1/2"	121182	185.36
3/4"	341182	220.71
1"	11182	322.21
1 1/4"	1141182	489.93
1 1/2"	1121182	496.55
2"	21182	772.40



LEAD FREE
No. 502
Bronze
Globe Valve

- Ultra Pure
 • 300 lb. WOG
 • Plumbing & Heating
 • Bronze Disc
 • Threaded Bonnet • FIPxFIP



SIZE	STOCK NO	EACH
1/4"	14UP502	206.03
3/8"	38UP502	206.03
1/2"	12UP502	206.03
3/4"	34UP502	254.37
1"	1UP502	341.33
1 1/4"	114UP502	450.79
1 1/2"	112UP502	589.22
2"	2UP502	895.11

No. 590T
Bronze Globe Valve

- 150 lb. SWP
 • 300 lb. WOG
 • Heavy Duty Service
 • Teflon Steam Disc
 • Union Bonnet • Gland Packed • FIPxFIP



SIZE	STOCK NO	EACH
1/2"	12590T	167.71
3/4"	34590T	229.50
1"	1590T	355.34
1 1/4"	114590T	562.77
1 1/2"	112590T	675.35
2"	2590T	1021.81

No. 595T
Bronze Angle
Globe Valve

- 150 lb. SWP
 • 300 lb. WOG
 • Heavy Duty Service
 • Teflon Steam Disc
 • Union Bonnet • Gland Packed • FIPxFIP



SIZE	STOCK NO	EACH
1/4"	14595T	229.50
1/2"	12595T	229.50
3/4"	34595T	313.39
1"	1595T	456.85
1 1/4"	114595T	591.48
2"	2595T	1240.28

No. 570
Bronze Globe Valve

- 200 lb. SWP
 • 400 lb. WOG
 • General Service
 • Bronze Regrinding Disc
 • Union Bonnet • FIPxFIP



SIZE	STOCK NO	EACH
3/4"	34570	244.98
1"	1570	370.76
2"	2570	1019.62

No. 592A
Bronze Globe Valve

- 200 lb. SWP @ 550°F
 • 400 lb. WOG @ 150°F
 • Heavy Duty Service
 • Special Hardened S.S. Seat Ring and Disc
 • Union Bonnet • Gland Packed • FIPxFIP



SIZE	STOCK NO	EACH
1/2"	12592A	297.94
3/4"	34592A	414.92
1"	1592A	503.19
1 1/4"	114592A	701.81
1 1/2"	112592A	982.08

No. 600
Bronze
Globe Valve

- 200 lb. SWP
 • 400 lb. WOG
 • Flow Control
 • Needle Point Bronze Stem
 • Threaded Bonnet • Gland Packed • FIPxFIP



SIZE	STOCK NO	EACH
3/4"	34600	377.40

No. 572
Bronze Globe Valve

- 300 lb. SWP
 • 600 lb. WOG
 • General Service
 • Bronze Regrinding Disc
 • Union Bonnet • Gland Packed • FIPxFIP



SIZE	STOCK NO	EACH
1/2"	12572	192.03
3/4"	34572	278.07
1"	1572	414.92
1 1/2"	112572	756.96

No. 593A
Bronze Globe Valve

- 300 lb. SWP @ 550°F
 • 600 lb. WOG @ 150°F
 • Heavy Duty Service
 • Special Hardened S.S. Seat Ring and Disc
 • Union Bonnet
 • Gland Packed • FIPxFIP



SIZE	STOCK NO	EACH
1/4"	14593A	304.55
3/4"	34593A	430.37
1 1/4"	114593A	712.85
1 1/2"	112593A	1008.56



No. 509 Bronze Check Valve

Ultra Pure
General Service • FIPxFIP

SIZE	DISC	STOCK NO	EACH
LEAD FREE • 300 lb WOG			
1/4"	Brass	14UP509	160.99
3/8"	Brass	38UP509	160.99
1/2"	Brass	12UP509	160.99
3/4"	Brass	34UP509	189.96
1"	Brass	1UP509	254.37
1 1/4"	Brass	114UP509	354.16
1 1/2"	Brass	112UP509	425.00
2"	Bronze	2UP509	614.99
LEADED • 200 lb WOG			
2 1/2"	Bronze	212509	1001.94
3"	Bronze	M13509	1487.44



No. 509T Bronze Check Valve

Steam Service • Teflon Disc
Horizontal swing. FIPxFIP

SIZE	STOCK NO	EACH
1/2"	12509T	116.96
3/4"	34509T	136.83
1"	1509T	187.60
1 1/4"	114509T	262.61
1 1/2"	112509T	306.75
2"	2509T	448.03



No. 1509 Bronze Check Valve

Ultra Pure
General Service • Copper x Copper

SIZE	DISC	STOCK NO	EACH
LEAD FREE • 300 lb WOG			
1/2"	Brass	12UP1509	167.43
3/4"	Brass	34UP1509	225.39
1"	Brass	1UP1509	331.61
1 1/4"	Brass	114UP1509	470.09
1 1/2"	Brass	112UP1509	550.60
2"	Bronze	2UP1509	808.15



No. 1509T Bronze Check Valve

125 lb. SWP • 200 lb. WOG
General Service • Teflon Disc for Steam Service
Copper x Copper

SIZE	STOCK NO	EACH
1/2"	121509T	121.38
3/4"	341509T	163.31
1"	11509T	236.13
1 1/4"	1141509T	333.24
1 1/2"	1121509T	390.60
2"	21509T	567.19



No. 510T Bronze Check Valve

150 lb. SWP • 300 lb. WOG
Industrial Service • Teflon Steam Disc
FIP x FIP

SIZE	STOCK NO	EACH
1/2"	12510T	158.88
3/4"	34510T	203.07
1"	1510T	247.17
1 1/4"	114510T	353.11
1 1/2"	112510T	470.05
2"	2510T	692.95



No. 507 Bronze Y Pattern Check Valve

300 lb. SWP-550°F • 600 lb. WOG
Bronze Regrinding Disc • FIP x FIP

SIZE	STOCK NO	EACH
3/8"	38507	187.60
1/2"	12507	187.60
3/4"	34507	233.97
1"	1507	315.58
1 1/4"	114507	408.27
1 1/2"	112507	542.88
2"	2507	801.09



No. 508 Bronze Y Pattern Check Valve

200 lb. SWP-425°F • 400 lb. WOG-150°F
Bronze Regrinding Disc • FIP x FIP

SIZE	STOCK NO	EACH
3/8"	38508	174.36
1/2"	12508	174.36
3/4"	34508	222.90
1"	1508	275.84
1 1/4"	114508	377.40
1 1/2"	112508	505.40
2"	2508	737.11

Iron Body Gate Valves

No. F-2882-M Iron Body Gate Valve

- 125 lb. SWP
- 200 lb. WOG
- Non-Rising Stem
- Solid Wedge Disc
- Bolted Bonnet
- Gland Packed
- Flanged Ends



SIZE	STOCK NO	EACH
2½"	212F2882M	795.68
3"	3F2882M	899.65
4"	4F2882M	1294.67
5"	5F2882M	2169.71
6"	6F2882M	2169.71

No. F-2885-M International Iron Body Gate Valve

- 125 lb. SWP
- 200 lb. WOG
- OS and Y
- Solid Wedge Disc
- Bolted Bonnet
- Gland Packed
- Flanged Ends



SIZE	STOCK NO	EACH
2"	2F2885M	791.90
2½"	212F2885M	818.36
3"	3F2885M	912.86
4"	4F2885M	1330.53
5"	5F2885M	2196.18
6"	6F2885M	2196.18
8"	8F2885M	3855.58
10"	10F2885M	6879.56
12"	12F2885M	9192.88

No. F-2894-M Iron Body Gate Valve

- 250 lb. SWP @ 450°F
- 500 lb. WOG
- OS and Y
- Solid Wedge Disc
- Bolted Bonnet
- Gland Packed
- Flanged Ends



SIZE	STOCK NO	EACH
2½"	212F2894M	2309.55
3"	3F2894M	2576.06
4"	4F2894M	3802.65
6"	6F2894M	6443.01

UL/FM IBBM Gate Valves

(02)

No. F-2885-FP Iron Body Gate Valve

- 175 lb. WOG
- OS and Y
- Flanged Ends



SIZE	STOCK NO	EACH
4"	4F2885FP	1394.00

Iron Body Globe Valves

No. F-2981-M Iron Body Globe Valve

- 125 lb. SWP
- 200 lb. WOG
- Solid Disc
- Bolted Bonnet
- Gland Bonnet
- Flanged Ends



SIZE	STOCK NO	EACH
2½"	212F2981M	1710.42
3"	3F2981M	2012.83
4"	4F2981M	2884.13

Suffix M — Signifies "MILVACO" Series International Valves.

Iron Body Check Valves

These iron body check valves may be installed in both horizontal and vertical lines with upward flow or in any intermediate position.

No. F-2974-M International Iron Body Horizontal Swing Check Valve



125 lb. SWP • 200 lb. WOG
Bolted Cap • Flanged Ends

SIZE	STOCK NO	EACH
2"	2F2974M	549.29
2½"	212F2974M	705.39
3"	3F2974M	764.67
4"	4F2974M	1215.16
5"	5F2974M	2062.81
6"	6F2974M	2062.81
8"	8F2974M	3890.48

Suffix M — Signifies "MILVACO" Series International Valves.



No. F-2974M26 Cast Iron Body Check Valve International

125 lb. SWP • 200 lb. WOG
Bolted Cap • Flanged Ends
Conforms to MSS SP-71, Type 1.

SIZE	STOCK NO	EACH
2½"	212F2974M26	1007.66
3"	3F2974M26	1092.33
4"	4F2974M26	1735.87

Cast Steel Check Valves

1570CB2 Cast Steel Horizontal Swing Check Valve



• Class 150
• Flanged Ends


SIZE	STOCK NO	EACH
2½"	212CSFLCV	940.11
3"	3CSFLCV	940.11
4"	4CSFLCV	1333.14
6"	6CSFLCV	2115.79
8"	8CSFLCV	3484.59

3070CB2

• Class 300
• Flanged Ends

SIZE	STOCK NO	EACH
3"	3CS300FLCV	1380.26
4"	4CS300FLCV	1864.12
6"	6CS300FLCV	3174.19

Series "M" & "C" Butterfly Valves



LEAD FREE Cast Iron Body Butterfly Valve

- 200 CWP
- Aluminum Bronze Disc
- EDPM Disc
- Wafer Style

"C" Series Commercial Valves

SIZE	STOCK NO	EACH
No CW223-E		
2"	2CW223E	214.83
2½"	212CW223E	214.83
3"	3CW223E	226.71
4"	4CW223E	286.54
5"	5CW223E	355.74
6"	6CW223E	449.30
8"	8CW223E	615.50



LEAD FREE CL-323-E Lug Style

- Gear Operator

"C" Series Commercial Valves

WHEEL SIZE	STOCK NO	EACH
No CL323-EC International		
8"	8CL323EC	964.17
10"	10CL323EC	1301.69
12"	12CL323EC	1880.21

See Cap Screw Size and Qty. on Page 1407

LEAD FREE Cast Iron Body Butterfly Valve

- 200 CWP
- Aluminum Bronze Disc
- EDPM Disc
- Lug Style

"C" Series Commercial Valves

SIZE	STOCK NO	EACH
No CL223-EC International		
2"	2CL223EC	231.41
2½"	212CL223EC	231.41
3"	3CL223EC	241.03
4"	4CL223EC	289.26
5"	5CL223EC	418.70
6"	6CL223EC	482.12

Cast Steel Globe Valves



1560CB2 Cast Steel Globe Valve

- Class 150
- Rising Stem
- Bolted Bonnet
- Welded Seat Rings
- Flanged Ends

SIZE	STOCK NO	EACH
3"	3CSFLGLV	1258.70
4"	4CSFLGLV	1978.74
6"	6CSFLGLV	3324.30

Cast Steel Gate Valves



1550CB2 Cast Steel Gate Valve

- Class 150
- Rising Stem
- Bolted Bonnet
- Welded Seat Rings
- Flanged Ends

SIZE	STOCK NO	EACH
2"	2CSFLGV	790.41
2½"	212CSFLGV	1133.38
3"	3CSFLGV	1133.38
4"	4CSFLGV	1449.99
6"	6CSFLGV	2232.70
8"	8CSFLGV	3611.23

3050CB2

- Class 300
- Rising Stem
- Bolted Bonnet
- Welded Seat Rings
- Flanged Ends

SIZE	STOCK NO	EACH
3"	3CS300FLGV	1514.85
4"	4CS300FLGV	1978.74
6"	6CS300FLGV	3415.55

Flange Bolting for Milwaukee Butterfly Valves



Machine Bolts



Stud Bolts



Cap Screws

Valve Type	Class	Valve Size	Bolt Dia.	Threads Per Inch	Number of Tapped Holes		Machine Bolt				Stud				Cap Screw	
							Machine Bolt		Cap Screw Blind		Stud		Stud-Blind Hole			
							Qty	Length	Qty	Length	Qty	Length	Qty	Length		
LUG	125	2	0.625	11	4	—	4	4.00	—	—	4	4.75	—	—	8	1.50
		2-1/2	0.625	11	4	—	4	4.50	—	—	4	5.00	—	—	8	1.50
		3	0.625	11	4	—	4	4.50	—	—	4	5.25	—	—	8	1.75
		4	0.625	11	8	—	8	5.00	—	—	8	5.75	—	—	16	1.75
		5	0.750	10	8	—	8	5.50	—	—	8	6.25	—	—	16	2.00
		6	0.750	10	8	—	8	5.50	—	—	8	6.25	—	—	16	2.00
		8	0.750	10	8	—	8	6.00	—	—	8	6.75	—	—	16	2.25
		10	0.875	9	12	—	12	6.50	—	—	12	7.50	—	—	24	2.25
		12	0.875	9	12	—	12	7.00	—	—	12	8.00	—	—	24	2.75
		14	1.000	8	12	—	12	7.50	—	—	12	8.50	—	—	24	2.75
		16	1.000	8	16	—	16	8.75	—	—	16	9.75	—	—	32	3.00
		18	1.125	7	16	—	16	9.50	—	—	16	10.75	—	—	32	3.50
20	1.125	7	16	8	16	10.25	8	3.50	16	11.50	8	5.50	40	3.50		
24	1.250	7	16	8	16	12.00	8	3.50	16	13.00	8	5.50	40	3.50		
WAFER	125	2	0.625	11	—	—	4	4.50	—	—	4	5.00	—	—	8	1.50
		2-1/2	0.625	11	—	—	4	4.75	—	—	4	5.25	—	—	8	1.75
		3	0.625	11	—	—	4	5.00	—	—	4	5.50	—	—	8	1.75
		4	0.625	11	—	—	8	5.00	—	—	8	5.75	—	—	16	1.75
		5	0.750	10	—	—	8	5.25	—	—	8	6.00	—	—	16	2.00
		6	0.750	10	—	—	8	5.50	—	—	8	6.25	—	—	16	2.00
		8	0.750	10	—	—	8	6.00	—	—	8	6.75	—	—	16	2.25
		10	0.875	9	—	—	12	6.50	—	—	12	7.50	—	—	24	2.25
		12	0.875	9	—	—	12	7.00	—	—	12	8.00	—	—	24	2.75
		14	1.000	8	4	—	12	7.50	—	—	12	8.50	—	—	24	2.75
		16	1.000	8	4	—	16	8.50	—	—	16	9.50	—	—	32	3.00
		18	1.125	7	4	—	16	9.50	—	—	16	10.50	—	—	32	3.50
20	1.125	7	—	8	16	10.25	8	3.50	16	11.50	8	5.25	40	3.50		
24	1.250	7	—	8	16	12.00	8	3.50	16	13.00	8	5.25	40	3.50		

NOTES:

Bolting lengths do not include clearance for washers. If washers are to be used their thickness must be added to the suggested bolting length Bolting should be in accordance with ASME B18.2.1

Hex nuts should be in accordance with ASME B18.2.2 (Heavy hex used for calculation)

Bolting and hex nuts are Unified Coarse Thread Series (UNC) Class 2A (bolts) and Class 2B (hex nuts) per ASME B1.1

20 inch and 24 inch lug valves have 4 blind tapped holes each side (8 total)

14 inch through 18 inch wafer valves have 4 thru tapped holes, 20 inch and 24 inch wafer valves have 4 blind tapped holes each side (8 total) Consult factory for flange bolting above 24"

MILWAUKEE VALVES CAP SCREW MATCHUPS	
MILWAUKEE VALVE PART NUMBER	CAP QTY. - PART NUMBER FOR EACH VALVE
2CL223EC	8 - 58X112CASC
212CL223EC	8 - 58X112CASC
3CL223EC	8 - 58X134CASC
4CL223EC	16 - 58X134CASC
5CL223EC	16 - 34X2CASC
6CL223EC	16 - 34X2CASC
8CL323EC	16 - 34X214CASC
10CL323EC	24 - 78X214CASC
12CL323EC	24 - 78X234CASC

See page 1040 for Cap Screws

**See Page 1116
for ProPress Ball Valves**

Milwaukee Valves⁽¹²⁾ Commercial Ball Valves

milwaukeevalve.com

LEAD FREE / ULTRA PURE

**BA100/BA150
Ball Valves**

Two-Piece
Full-Port (1/2"-3/4") • Standard-Port (1"-2")
600 PSIG WOG • Blow-Out Proof Stem



SIZE	STOCK NO	EACH
BA-100 Threaded		
1/2"	12UPBA100	29.04
3/4"	34UPBA100	47.72
1"	1UPBA100	52.73
1 1/4"	114UPBA100	101.86
1 1/2"	112UPBA100	129.99
2"	2UPBA100	163.73
BA-150 Solder End		
1/2"	12UPBA150	29.04
3/4"	34UPBA150	47.72
1"	1UPBA150	52.73
1 1/4"	114UPBA150	101.86
1 1/2"	112UPBA150	129.99
2"	2UPBA150	163.73

**BA100H/BA150H
Bronze Ball Valves**

Two-piece • with cap & chain
600 PSIG WOG-150 SWP



SIZE	STOCK NO	EACH
BA100H-FIP x Hose		
1/2"	12BA100H	32.15
3/4"	34BA100H	43.42
BA150H-SWT x Hose		
1/2"	12BA150H	32.15
3/4"	34BA150H	43.42

**BA100ELD
with Exhaust
(When Closed)
and Latchlock Handle**



SIZE	STOCK NO	EACH
1/2"	12BA100ELD	34.43
3/4"	34BA100ELD	50.32
1"	1BA100ELD	61.03

**LEAD FREE
BA300S/BA350S
Full Port Ball Valves**

- Three-piece, Full port Bronze
- Stainless Steel Ball and Stem
- 600 PSIG WOG



SIZE	STOCK NO	EACH
BA300S-IPS		
1/2"	12BA300S	145.16
3/4"	34BA300S	172.83
1"	1BA300S	251.19
1 1/4"	114BA300S	340.30
1 1/2"	112BA300S	432.52
2"	2BA300S	706.21
BA350S-SWT		
1/2"	12BA350S	145.16
3/4"	34BA350S	172.83
1"	1BA350S	251.19

**BA-350TE-2G
Full Port Ball Valves**

- Three-piece, Full port Bronze.
- Stainless Steel Locking Lever
- 600 PSIG WOG
- Extended Tube Ends with 1/8" NPT Gauge Ports
- Two Gauge Ports



Not intended for use in potable water

SIZE	STOCK NO	EACH
Cleaned For Oxygen Service		
1/2"	12BA350TE2GLDOC	235.59
3/4"	34BA350TE2GLDOC	244.64
1"	1BA350TE2GLDOC	302.61

**LEAD FREE
BA400S/BA450S
Full Port Ball Valves**

Ultra Pure
Two-piece • Full port Bronze Body
Stainless Steel Ball and Stem • Threaded ends
600 PSIG WOG



SIZE	STOCK NO	EACH
BA400S-IPS		
1/4"	14UPBA400S	45.24
3/8"	38UPBA400S	45.24
1/2"	12UPBA400S	45.24
3/4"	34UPBA400S	82.26
1"	1UPBA400S	95.80
1 1/4"	114UPBA400S	237.81
1 1/2"	112UPBA400S	285.52
2"	2UPBA400S	478.01
BA450S-SWT		
1/2"	12UPBA450S	45.24
3/4"	34UPBA450S	82.26
1"	1UPBA450S	95.80
1 1/4"	114UPBA450S	237.81
1 1/2"	112UPBA450S	285.52
2"	2UPBA450S	478.01

Accessories

Latchlock Handles

MODEL	SIZE	STOCK NO	EACH
BA100/150	1/4" - 1/2"	8686D940	7.92
BA100/150	3/4" - 1"	8686F940	10.57
BA100/150	1 1/4" - 3"	8686J940	15.92
BA300/350	1/4" - 1/2"	8686D940	7.92
BA300/350	3/4"	8686F940	10.57
BA300/350	1" - 1 1/2"	8686J940	15.92
BA300/350	2"	8686K940	15.92
BA400/450	1/4" - 1/2"	8686D940	7.92
BA400/450	3/4"	8686F940	10.57
BA400/450	1" - 1 1/2"	8686J940	15.92
BA400/450	2"	8686K940	15.92

MS Memory Stops

MODEL	SIZE	STOCK NO	EACH
BA100/150	1/4" - 1/2"	8685D940	3.35
BA100/150	3/4" - 1"	8685F940	3.35
BA100/150	1 1/4" - 3"	8685J940	3.35
BA300/350	1/4" - 1/2"	8685D940	3.35
BA300/350	3/4"	8685F940	3.35
BA300/350	1" - 2"	8685J940	3.35
BA400/450	1" - 2"	8685J940	3.35

XH Extension Stems

MODEL	SIZE	STOCK NO	EACH
BA100/150	1/4" - 1/2"	8672D940	9.46
BA100/150	3/4" - 1"	8672F940	9.46
BA100/150	1 1/4" - 3"	8672J940	16.72
BA300/350	1/4" - 1/2"	8672D940	9.46
BA300/350	3/4"	8672F940	9.46
BA300/350	1" - 1 1/2"	8672J940	16.72
BA300/350	2"	8672K940	16.72
BA400/450	1" - 1 1/2"	8672J940	16.72
BA400/450	2"	8672K940	16.72

Extended Locking Devices

MODEL	SIZE	STOCK NO	EACH
BA100/150	1/4" - 1/2"	86218D09940	40.26
BA100/150	3/4" - 1"	86218E09940	47.51
BA100/150	1 1/4" - 3"	86218G09940	62.80
BA300/350	1/4" - 1/2"	86218D09940	40.26
BA300/350	3/4"	86218E09940	47.51
BA300/350	1" - 1 1/2"	86218G09940	62.80
BA300/350	2"	86218J09940	82.12
BA400/450	1" - 1 1/2"	86218G09940	62.80
BA400/450	2"	86218J09940	82.12



MILWAUKEE VALVE

Commercial Ball Valves



LEAD FREE
BA475B/BA485B
Brass Ball Valves

2-Piece • Full Port • Blow-Out Proof Stem

SIZE	STOCK NO	EACH
BA-475B Threaded Ends, 600 PSIG WOG		
1/4"	14UPBA475B	16.33
3/8"	38UPBA475B	16.33
1/2"	12UPBA475B	15.59
3/4"	34UPBA475B	23.59
1"	1UPBA475B	34.57
1 1/4"	114UPBA475B	54.57
1 1/2"	112UPBA475B	78.32
2"	2UPBA475B	121.68
BA-475B Threaded Ends, 400 PSIG WOG (Not Gas Rated)		
2 1/2"	212UPBA475B	285.20
3"	3UPBA475B	384.08
BA-485B Solder End, 600 PSIG WOG		
1/2"	12UPBA485B	14.86
3/4"	34UPBA485B	21.85
1"	1UPBA485B	33.28
1 1/4"	114UPBA485B	51.34
1 1/2"	112UPBA485B	76.04
2"	2UPBA485B	115.02
BA-485B Solder End, 400 PSIG WOG		
2 1/2"	212UPBA485B	285.20
3"	3UPBA485B	384.08

BA475B/BA480B/BA485B Accessories

SIZE	STOCK NO	EACH
Memory Stop		
1/4 - 1/2"	8662D940	2.85
3/4 - 1"	8662F940	3.10
1 1/4 - 2"	8662J940	3.84
2 1/2 - 3"	8662K940	3.84
XH Extension Stem		
1/4 - 1/2"	EXTEN15XA	8.92
3/4 - 1 1/2"	EXTEN25XA	10.87
2"	EXTEN38XA	14.84
2 1/2 - 3"	EXTEN50XA	28.67
Locking Handle		
1/4 - 1/2"	27995AMV	6.91
3/4 - 1"	27996AMV	9.24
1 1/4 - 1 1/2"	27997AMV	13.83
2"	27998AMV	18.18

BA260 Series Ball Valve CF8M Stainless Steel



2-Piece • Full port • PTFE-Packing
RPTEF Seats • Locking Handle • 1000# WOG

SIZE	STOCK NO	EACH
BA-260 Threaded		
1/2"	12BA260	42.95
3/4"	34BA260	67.23
1"	1BA260	87.77
1 1/4"	114BA260	145.65
1 1/2"	112BA260	173.64
2"	2BA260	233.39

Industrial Ball Valves



Series 20BSOR-02 2-Piece Bronze Ball Valve

FNPT Mounting pad for optional actuator
Carbon Steel Lever • 316SS Stem and Ball
FIP x FIP

SIZE	STOCK NO	EACH
600 WOG		
1/2"	1220BSOR02	39.47
3/4"	3420BSOR02	66.55
1"	120BSOR02	81.19
1 1/4"	11420BSOR02	126.31
1 1/2"	11220BSOR02	166.93
2"	220BSOR02	234.61

Series 20BSOR-03 2-Piece Bronze Ball Valve 250 lb. Steam Service

FNPT Mounting pad for optional actuator
Carbon Steel Lever • 316SS Stem and Ball
Multi-Fill PTFE Seat • FIP x FIP

SIZE	STOCK NO	EACH
600 WOG		
1/2"	1220BSOR03	49.47
3/4"	3420BSOR03	78.30
1"	120BSOR03	92.94
1 1/4"	11420BSOR03	141.41
1 1/2"	11220BSOR03	182.01
2"	220BSOR03	249.69

Series 20SSOR-02 Stainless Steel Ball Valve

Mounting pad for optional actuator
Stainless Steel Lever • FIP x FIP

SIZE	STOCK NO	EACH
2000 WOG		
1/4"	1420SSOR02	65.78
3/8"	3820SSOR02	65.78
1/2"	1220SSOR02	65.78
3/4"	3420SSOR02	105.53
1"	120SSOR02	128.16
1500 WOG		
1 1/4"	11420SSOR02	246.05
1 1/2"	11220SSOR02	254.59
2"	220SSOR02	331.49

Series 20CCOR-02 2-Piece Carbon Ball Valve

Mounting pad for optional actuator
Carbon Steel Lever • FIP x FIP

SIZE	STOCK NO	EACH
2000 WOG		
1/2"	1220CCOR02	47.84
3/4"	3420CCOR02	68.34
1"	120CCOR02	88.86
1500 WOG		
1 1/4"	11420CCOR02	165.74
1 1/2"	11220CCOR02	206.74
2"	220CCOR02	278.51

Stainless Steel Latch-Lock Handles For 20 Series

SIZE	STOCK NO	EACH
1/4 - 1/2"	84773DL940	10.64
3/4 - 1"	84773EL940	16.25
1 1/4 - 2"	84773GL940	19.06

Butterfly Valves ⁽⁵⁵⁾



Series HP1LCS & HP1LSS Butterfly Valves

- High-performance
- Class 150 WOG
- Lug Pattern 17-4 Stem, PTFE Seat
- PTFE Packaging
- Bare stem Flanged End Connections per ASME/ANSI B16.5

SIZE	BODY	STOCK NO	EACH
2 1/2"	Carbon Steel	212HP1LCS4211	1048.22
3"	Carbon Steel	3HP1LCS4211	1048.22
4"	Carbon Steel	4HP1LCS4211	1239.38
5"	Carbon Steel	5HP1LCS4211	1933.95
6"	Carbon Steel	6HP1LCS4211	1933.95
8"	Carbon Steel	8HP1LCS4211	2453.25
2 1/2"	Stainless Steel	212HP1LSS4211	1489.49
3"	Stainless Steel	3HP1LSS4211	1489.49
4"	Stainless Steel	4HP1LSS4211	1726.86
5"	Stainless Steel	5HP1LSS4211	2967.82
6"	Stainless Steel	6HP1LSS4211	2967.82
8"	Stainless Steel	8HP1LSS4211	4100.47

High Performance Handle Kit For Series HP1LCS & HP1LSS Valves

SIZE	TYPE	STOCK NO	EACH
2 1/2"-4"	Lever	2124HPHANDLEKIT	99.40
5"-6"	Lever	56HPHANDLEKIT	114.71
8"	Lever	8HPHANDLEKIT	133.04
2 1/2"-4"	Gear OP	2124HPGEAROPKIT	370.09
5"-6"	Gear OP	56HPGEAROPKIT	385.38
8"-10"	Gear OP	810HPGEAROPKIT	393.58



MILWAUKEE VALVE

See Page 1116
for ProPress Ball Valves

Ball Valves
Not for use with potable water
Contains LEAD



70-100 HC Series
Brass Full Port Ball Valve

with Cap & Chain
• Maximum Pressure 600 psi CWP
• Vacuum Service to 29" Hg

SIZE	STOCK NO	EACH
NPT x 3/4" NPSH		
1/2"	AP70103HC	40.12
3/4"	AP70104HC	56.70
SWT x 3/4" NPSH		
1/2"	AP70203HC	40.12
3/4"	AP70204HC	56.70

77C-A Bronze
Full Port Ball Valve

• Threaded ends ANSI B1.20.1
• Maximum Temperature 450°F
• 600 CWP • 150SWP • RPTFE Seats



SIZE	STOCK NO	EACH
IPS x IPS		
1/2"	L1277C10301A	19.13
3/4"	L3477C10401A	31.20
1"	L177C10501A	39.42
1 1/4"	L11477C10601A	91.99
1 1/2"	L11277C10701A	122.04
2"	L277C10801A	200.23
Stainless Steel Vented Ball & Stem • IPS x IPS		
1/2"	L1277C14301A	30.25
3/4"	L3477C14401A	56.42
1"	L177C14501A	68.46
1 1/4"	L11477C14601A	147.28
1 1/2"	L11277C14701A	179.78
2"	L277C14801A	276.83

77C-A Bronze
Full Port Ball Valve

• Solder joint ends ANSI B16.18
• Maximum Temperature 450°F
• 600 CWP • 150SWP • PTFE Seats



SIZE	STOCK NO	EACH
SWT x SWT		
1/2"	L1277C20301A	19.13
3/4"	L3477C20401A	31.20
1"	L177C20501A	39.42
1 1/4"	L11477C20601A	91.99
1 1/2"	L11277C20701A	122.04
2"	L277C20801A	200.23
Stainless Steel Vented Ball & Stem • SWT x SWT		
1/2"	L1277C24301A	30.25
3/4"	L3477C24401A	56.42
1"	L177C24501A	68.46
1 1/4"	L11477C24601A	147.28
1 1/2"	L11277C24701A	179.78
2"	L277C24801A	276.83

LEAD FREE

77FLF Series
Brass Full Port Ball Valve

• CGA 3.16 (125 PSI)
• UL Guides:
YSDT, MHKZ, YQNZ, YRBX, YRPV & VQGE
• Temperature Range: 0°F - 400°F
• 600 CWP • 150SWP • RPTFE Seats

SIZE	STOCK NO	EACH
IPS x IPS		
1/4"	1477FLF101	21.43
3/8"	3877FLF102	21.43
1/2"	1277FLF103	24.04
3/4"	3477FLF104	32.90
1"	177FLF105	48.12
1 1/4"	11477FLF106	81.65
1 1/2"	11277FLF107	121.89
2"	277FLF108	169.25
SWT x SWT		
1/2"	1277FLF203	24.53
3/4"	3477FLF204	33.27
1"	177FLF205	48.53
1 1/4"	11477FLF206	96.62
1 1/2"	11277FLF207	130.49
2"	277FLF208	181.53

LEAD FREE

77CLF-A 2 Piece
Full Port Bronze Ball Valve

• Threaded ends ANSI B1.20.1
• 600 CWP • 150 SWP • RPTFE Seats

SIZE	STOCK NO	EACH
IPS x IPS		
1/2"	1277CLF103A	26.05
3/4"	3477CLF104A	42.43
1"	177CLF105A	53.63
1 1/4"	11477CLF106A	125.15
1 1/2"	11277CLF107A	166.07
2"	277CLF108A	247.90
Stainless Steel Vented Ball & Stem • IPS x IPS		
1/2"	1277CLF143A	41.14
3/4"	3477CLF144A	76.78
1"	177CLF145A	95.98
1 1/4"	11477CLF146A	204.56
1 1/2"	11277CLF147A	249.65
2"	277CLF148A	349.89
2 1/2"	21277CLF149A	967.27

LEAD FREE

77CLF-A 2 Piece
Full Port Bronze Ball Valve

• Solder joint ends ANSI B16.18
• 600 CWP • 150 SWP • RPTFE Seats

SIZE	STOCK NO	EACH
SWT x SWT		
1/2"	1277CLF203A	26.05
3/4"	3477CLF204A	42.43
1"	177CLF205A	53.63
1 1/4"	11477CLF206A	125.15
1 1/2"	11277CLF207A	166.07
2"	277CLF208A	247.90
Stainless Steel Vented Ball & Stem • SWT x SWT		
1/2"	1277CLF243A	41.14
3/4"	3477CLF244A	76.78
1"	177CLF245A	95.98
1 1/4"	11477CLF246A	204.56
1 1/2"	11277CLF247A	249.65
2"	277CLF248A	349.89
2 1/2"	21277CLF249A	967.27

LEAD FREE

94A Brass Full Port Ball Valve

• Threaded ends ANSI B1.20.1

SIZE	STOCK NO	EACH
IPS x IPS, 600 CWP		
1/4"	1494A101A	9.88
3/8"	3894A102A	9.97
1/2"	1294A103A	11.39
3/4"	3494A104A	17.24
1"	194A105A	27.03
1 1/4"	11494A106A	43.44
1 1/2"	11294A107A	58.08
2"	294A108A	92.80
IPS x IPS, 400 CWP		
2 1/2"	21294A109A	215.47
3"	394A100A	279.47
4"	494A10AA	534.63

LEAD FREE

94A Brass
Full Port Ball Valve

• Solder joint ends ANSI B16.18

SIZE	STOCK NO	EACH
SWT X SWT, 600 CWP		
1/2"	1294A203	10.89
3/4"	3494A204	17.57
1"	194A205	26.47
1 1/4"	11494A206	43.99
1 1/2"	11294A207	62.48
2"	294A208	88.40
SWT X SWT, 400 CWP		
2 1/2"	21294A209	212.92
3"	394A200	281.96



Accessories

Stem Extension Kit

For 77C & 77W Series

SIZE	STOCK NO	EACH
1/2"	7829801	23.82
3/4"-1"	7829901	23.82
1 1/4"-2"	7830001	30.94

Balancing Stop Kit

For 77C & 77W Series

SIZE	STOCK NO	EACH
1/2"	7829501	3.07
3/4"-1"	7829601	3.07
1 1/4"-2"	7829701	3.74

Locking Handle Kit

For 77C Series

SIZE	STOCK NO	EACH
1/2"	W490000	7.38
3/4"-1"	W493800	9.39
1 1/4"-2"	W494900	11.18

Stem Extension Kit

For 77C-A & 77CLF-A Series

SIZE	STOCK NO	EACH
1/2"-3/4"	78233301	13.56
1"-1 1/4"	7844301	17.57
1 1/2"-2 1/2"	7846901	21.48

Locking Handle Kit

For 77C-A & 77CLF-A Series

SIZE	STOCK NO	EACH
1/2"-3/4"	78260301	14.26
1"-1 1/4"	78260401	16.35
1 1/2"	78260501	16.93
2 1/2"	78275001	16.28

Valves

ASC Engineered Solutions - Sharpe ⁽⁰²⁾ asc-es.com

Series 50M Economy, Full Port, 2-Piece Ball Valves



- Bi-directional, bubble tight shut-off
- Size Range: NPS 1/4"-3" (DN 8-80) full port
- Pressure Rating: 1000 CWP
- Body Material: Cast Stainless Steel
- Standard: MSS SP-110
- End Connections: Threaded
- Blow-Out Proof Stem
- Locking Handle as standard
- Optional Oval Handles for smaller sizes

SIZE	STOCK NO	EACH
1/2"	1250M76	33.84
3/4"	3450M76	47.36
1"	150M76	67.65
1 1/4"	11450M76	103.03
1 1/2"	11250M76	138.90
2"	250M76	202.95

Series 50 Full Port, Flanged Ball Valves



- Bi-directional, bubble tight shut-off
- Size Range: NPS 1/2"-8" (DN 15-200) full port
- Pressure Class: ASME Class 150
- Cast Carbon Steel, Cast Stainless Steel
- Standards: ASME B16.34, NACE MR0175
- End Connections: Flanged
- Blow-Out Proof Stem
- Live-loaded stem packing as standard
- ISO 5211 Top Mounting Pad - Automatable
- Locking Handle as standard
- Optional Oval Handles for smaller sizes
- Additional Options and Accessories
- Sharpe® valves, actuators, and accessories are designed to work together; delivering exceptional performance.

SIZE	STOCK NO	EACH
2 1/2"	21250116R	946.61
3"	350116R	991.59
4"	450116R	1408.48
6"	650116R	3583.57

A.Y. McDonald ⁽¹²⁾ aymcdonald.com

Stop and Waste Ball Valve

600 psi
Copper x Copper

SIZE	STOCK NO	EACH
1/2"	AY2033S12	16.02
3/4"	AY2033S34	25.15
1"	AY2033S1	36.08

Gas Ball Valves

175 psi • AGA Approved

SIZE	STOCK NO	EACH
Flare x FIP		
1/2"	AY1071212	10.27
Flare x MIP		
3/8" FL x 1/2" MIP	AY1071638	11.16
1/2"	AY1071612	11.16
FIP x FIP		
1/2"	AY1071012	5.59
3/4"	AY1071034	8.17
Flare x Flare		
1/2"	AY1071412	11.47

Butterfly Valves ⁽⁵⁵⁾ kitz.com

Ductile Iron Body Lug Style Butterfly Valve

- Lever Operated, 250 PSI
- ANSI Class 125/150 flanges
- MSS SP-67, MSS SP-25, API-609



SIZE	STOCK NO	EACH
2"	6123EL200	167.08
2 1/2"	6123EL212	171.81
3"	6123EL300	183.63
4"	6123EL400	225.40
5"	6123EL500	319.18
6"	6123EL600	366.47
8"	6123EL800	528.03

Ductile Iron Body Lug Style Butterfly Valve

- Gear Operated, 250 PSI
- ANSI Class 125/150 flanges
- MSS SP-67, MSS SP-25, API-609



SIZE	STOCK NO	EACH
10"	6123EG910	945.72
12"	6123EG912	1371.29

Bronze Swing Check Valve

200 WOG

SIZE	STOCK NO	EACH
FIP x FIP		
1/2"	12CVH	12.71
3/4"	34CVH	16.54
1"	1CVH	22.26
1 1/4"	114CVH	37.48
1 1/2"	112CVH	47.47
2"	2CVH	75.18



Gate Valves

200 WOG

SIZE	STOCK NO	EACH
FIP x FIP		
1/2"	12GV	19.42
3/4"	34GV	26.64
1"	1GV	39.58
1 1/4"	114GV	55.82
1 1/2"	112GV	70.96
2"	2GV	108.00
Copper x Copper		
1/2"	12GVS	21.57
3/4"	34GVS	29.60
1"	1GVS	43.98
1 1/4"	114GVS	62.03
1 1/2"	112GVS	78.85
2"	2GVS	120.01




Brass Swing Check Valve

SIZE	STOCK NO	EACH
Copper x Copper		
1/2"	12CVHS	13.70
3/4"	34CVHS	17.83
1"	1CVHS	23.99
1 1/4"	114CVHS	40.39
1 1/2"	112CVHS	51.16
2"	2CVHS	81.04



Series 600 "Maxi-Flo" Cone Check Valve

15 psi. Steam • 400 Lbs. WOG



SIZE	STOCK NO	EACH
FIP x FIP		
1/4"	14CV600	130.63
1/2"	12CV600	111.91
3/4"	34CV600	152.67
1"	1CV600	210.39
1 1/4"	114CV600	300.32
1 1/2"	112CV600	369.12
2"	2CV600	554.66

Series 601S Bronze Silent Check Valves

Series 601S Bronze Silent Check Valves efficiently perform all of the functions of a swing check or vertical lift check valve and at the same time operate silently to prevent the effects of water hammer.

Features:

- Viton® disc
- Integral brass seat
- Install in horizontal or vertical position (consult factory for proper use in vertical installations)
- Low pressure drop equivalent to a swing check
- Silent operation



SIZE	STOCK NO	EACH
Solder End Connections		
1/2"	12CV601S	111.82
3/4"	34CV601S	169.17
1"	1CV601S	229.31

**See page 1115 & 1116
for ProPress Ball Valves**

Actuation Valves

Valves & Controls for Process Automation

Goodin Company is your source for valves and actuated controls that meet all of your process automation needs. We offer valves complete with pneumatic or electric actuation, with a wide variety of control accessories.

Our full line of Industrial quarter-turn valves includes: stainless steel, carbon steel and bronze ball valves, along with a broad line of iron butterfly valves. And because of their complete package design, our valves are easily linked to integrated control panels and automation systems.

For more information please contact your salesperson or the Industrial department in the Minneapolis Branch.

ELECTRIC ACTUATION

For Ball & Butterfly Valves Reversible & Uni-Directional
NEMA 4 &
NEMA 7 Enclosures
Worm-Gear Drive Train

PNEUMATIC ACTUATION

For Ball & Butterfly Valves.
Double Acting & Spring.
Return Rack and Pinion Design

Apollo Valves ⁽¹²⁾ apollovalves.com



Flanged End Ball Valve

Full port through 6".
A126 Class B Cast Iron Body with FDA food-grade epoxy powder coat.
Stainless Steel Ball & Stem.
PTFE Seats. ISO 5211 Mounting Pad for Easy Actuation
Face-to-face and Flange Dimensions conform to ANSI Standard B16.10.

Dimensions

SIZE	FACE TO FACE	FLANGE DIAMETER	PORT DIA
2"	7"	6"	2.00
2½"	7½"	7"	2.56
3"	8"	7.5"	3.00
4"	9"	9"	4.00
6"	10½"	11"	5.94

SIZE	STOCK NO	EACH
2"	26PLF208	342.51
2½"	2126PLF209	367.34
3"	36PLF200	414.37
4"	46PLF20A	599.39
6"	66PLF20C	1044.07



Titan Dual Disc Wafer Type Ductile Iron Check Valve

Bronze Disc • 250psi @ 100°F
2"-6" provide dual pressure service -
ANSI Class 150/300 (scalped designed)
ANSI Class 150 • Buna-N Seats

SIZE	STOCK NO	EACH
2"	2CV41DIBS1S	90.43
2 1/2"	212CV41DIBS1S	108.89
3"	3CV41DIBS1S	125.47
4"	4CV41DIBS1S	180.10
6"	6CV41DIBS1S	305.94
8"	8CV41DIBS1S	600.96



No. 611 Semi-Steel Lubricated Plug Valves

125-Lbs. WOG



SIZE	STOCK NO	EACH
FIP x FIP		
1"	1HO611CSA	191.74
1 1/4"	114HO611CSA	206.98
1 1/2"	112HO611CSA	206.98
2"	2HO611CSA	206.98
2 1/2"	212HO611CSA	292.99
3"	3HO611CSA	373.63
4"	4HO611CSA	491.90



No. 612 Lubricated Plug Valve

125-Lbs. WOG



SIZE	STOCK NO	EACH
Flanged Ends		
1 1/2"	112HO612CSA	269.70
2"	2HO612CSA	276.86
2 1/2"	212HO612CSA	353.92
3"	3HO612CSA	429.18
4"	4HO612CSA	573.44
5"	5HO612CSA	1112.83

Standard Homestead Wrenches

VALVE SIZE	STOCK NO	EACH
1/2" - 1"	FHO	25.98
1 1/4" - 2"	GHO	34.94
2 1/2" - 3"	EHO	51.07
4"	LHO	68.99
5-8"	NHO	121.86

Stick Sealants

Available 24 Sticks/Box

STOCK NO	EACH
Size B — 3/8" Diameter	
38HO650B	60.93
38HO6	60.93
Size C — 1/2" Diameter	
12HO6	81.54

Stick Sealant Features

Sealant No	Temp Range F	Color	Solvent
400-A	+20 to +130	Amber	Naptha
Aqueous solutions of acids, alkalies, and amines			
6	+275	Grey	Naptha
Hot Water, steam, water with ethylene glycol			
650	0 to +180	Blue	Perchlorethylene
General hydrocarbon services			

WL-11 Bonney Forge Forged Steel Gate Valve

800 PSI @ 850°F • 2000-Lbs. CWP



SIZE	STOCK NO	EACH
FIPxFIP • Welded Bonnet		
1/4"	14FSGAWB	83.77
1/2"	12FSGAWB	83.77
3/4"	34FSGAWB	92.00
1"	1FSGAWB	117.43
1 1/4"	114FSGAWB	215.40
1 1/2"	112FSGAWB	215.40
2"	2FSGAWB	270.00

SIZE	STOCK NO	EACH
FIPxFIP • Bolted Bonnet		
1/2"	12FSGA	83.77
3/4"	34FSGA	92.00
1"	1FSGA	111.44
1 1/4"	114FSGA	210.92
1 1/2"	112FSGA	210.92
2"	2FSGA	272.99

SIZE	STOCK NO	EACH
Socket Weld • Welded Bonnet		
1/2"	12SOGAWB	83.77
3/4"	34SOGAWB	92.00
1"	1SOGAWB	117.43
1 1/4"	114SOGAWB	215.40
1 1/2"	112SOGAWB	215.40
2"	2SOGAWB	270.00

SIZE	STOCK NO	EACH
Socket Weld • Bolted Bonnet		
1/2"	12SOGA	83.77
3/4"	34SOGA	92.00
1"	1SOGA	111.44
1 1/4"	114SOGA	210.92
1 1/2"	112SOGA	210.92
2"	2SOGA	272.99

HL-31 Bonney Forge Forged Steel Globe Valve

800 PSI @ 850°F



SIZE	STOCK NO	EACH
FIP x FIP		
1/2"	12FSGL	137.86
3/4"	34FSGL	157.78
1"	1FSGL	204.79
1 1/4"	114FSGL	401.62
1 1/2"	112FSGL	401.62
2"	2FSGL	514.77
Socket Weld		
1/2"	12FSSOGL	137.86
3/4"	34FSSOGL	157.78
1"	1FSSOGL	204.79

HL-41 Bonney Forge Forged Steel Piston Check Valve

800 PSI @ 850°F
2000-Lbs. CWP



SIZE	STOCK NO	EACH
FIP x FIP		
1/2"	12FSCK	128.29
3/4"	34FSCK	137.86
1"	1FSCK	162.56
1 1/2"	112FSCK	316.35
2"	2FSCK	443.85

Babbitt Adjustable Sprocket and Rims ⁽⁰²⁾

babbittsteam.com



SIZE NO	DIA OF SPROCKET RIM	DIA HAND WHEELS RIM WILL FIT	RIM AND GUIDE STOCK NO	EACH	CHAIN PER FOOT STOCK NO	FOOT
0	4"	2 to 4"	0SPRI	98.18	CH0	1.85
2	9"	7 ³ / ₄ to 9"	2SPRI	190.58	CH1	2.31
2 ¹ / ₂	12 ¹ / ₂ "	9 ¹ / ₄ to 12 ¹ / ₂ "	212SPRI	265.65	CH212	3.93
3	15 ¹ / ₂ "	12 ³ / ₄ to 15 ¹ / ₂ "	3SPRI	363.83	CH212	3.93
3 ¹ / ₂	19"	15 ³ / ₄ to 19"	312SPRI	490.88	CH212	3.93

Babbitt MasterLink

For Babbitt Chainwheel Chain.
Easy way to join ends of chain.

Each MasterLink kit contains:

- 1 Babbitt MasterLink
- 1 Short hollow tip stainless steel rivet
- 1 Long hollow tip stainless steel rivet
- 1 Rivet splaying tool
- Tools required:
- Pump pliers or "Vise Grip" style pliers.
- Machine vise recommended.

SIZE	STOCK NO	EACH
1, 1 ¹ / ₂ , 2"	BML1	13.65
2 ¹ / ₂ , 3, 3 ¹ / ₂ "	BML25	15.75



Babbitt Quick Link

The Quick Link is used with weldless chain to connect the two ends during installation of the chainwheel. When a Quick Link is added to an order, the chain is prepared in our facility to eliminate the need for cutting or alteration on site. Installation is an easy process that only requires a pair of pliers.



CHAINWHEEL NUMBER	PART NUMBER	STOCK NO	EACH
0	QL-0	BQL0	6.83



Asco General Service Solenoid Valves with Coil

- Brass Body.
- Normally Closed.
- Pilot Operated.
- 120/60 High flow valves for liquid, corrosive, and air/inert gas service.

SIZE	COIL	STOCK NO	EACH
120/60 • 0 PSI OPERATING PRESSURE DIFFERENTIAL			
1/2"	10.1 Watt	8210G094	225.37
3/4"	10.1 Watt	8210G095	241.93
1"	10.1 Watt	8210G054	518.34
120/60 • 5 PSI OPERATING PRESSURE DIFFERENTIAL			
1/2"	6.1 Watt	8210G002	195.79
3/4"	6.1 Watt	8210G003	305.48
1"	6.1 Watt	8210G004	387.84
1 1/4"	6.1 Watt	8210G008	472.63
1 1/2"	6.1 Watt	8210G022	721.16
2"	6.1 Watt	8210G100	1267.02
24/60 • 0 PSI OPERATING PRESSURE DIFFERENTIAL			
1/2"	10.1 Watt	8210G094V24	225.37
3/4"	10.1 Watt	8210G095V24	241.93
1"	10.1 Watt	8210G054V24	518.34
24/60 • 5 PSI OPERATING PRESSURE DIFFERENTIAL			
1/2"	6.1 Watt	8210G002V24	195.79
3/4"	6.1 Watt	8210G003V24	305.48
1"	6.1 Watt	8210G004V24	387.84
1 1/4"	6.1 Watt	8210G008V24	472.63
2"	6.1 Watt	8210G100V24	1267.02

SERIES 8210 Specifications					
PILOT OPERATED GENERAL SERVICE SOLENOID VALVES					
Pipe Size	Orifice Diameter	C _v Flow Factor	Operating Pressure Diff. PSI	Maximum Pressure AC	Maximum Pressure DC
1/2"	5/8"	4.0	0	150	40
3/4"	3/4"	5.0	0	150	40
1"	1"	13.0	0	150	-
1/2"	5/8"	4.0	5	200	125
3/4"	3/4"	6.5	5	250	125
1"	1"	13.0	5	150	125
1 1/4"	1 1/8"	15.0	5	150	125
1 1/2"	1 1/4"	22.5	5	150	125
2"	1 3/4"	43.0	5	150	50
2"	1 3/4"	43.0	5	150	50

Asco Gas Shutoff Valves

- 2-Way Normally Closed Operation.
- Zero differential piloted diaphragm.

Aluminum Body

SIZE	COIL	STOCK NO	EACH
1/2"	17.1 Watt	8214G020	261.88
3/4"	17.1 Watt	8214G030	266.87

SERIES 8214 Specifications						
GAS SHUTOFF VALVES						
Pipe Size	Orifice Diameter	C _v Flow Factor	Gas Capacity Btu/hr.	Operating Pressure Diff. PSI Min/Max	Max. Fluid Temp. °F AC	Max. Fluid Temp. °F DC
1/2"	3/4"	4.4	238,500	0/5	125	104
3/4"	3/4"	5.1	247,500	0/5	125	104



Asco A/C Coil Only

VOLTAGE	CONDUIT CONN.	STOCK NO	EACH
24/60	6.1 Watt	238210005D61	182.06
120/60	6.1 Watt	238210032D61	182.06
240/60	6.1 Watt	238210058D61	182.06
24/60	10.1 Watt	238610005D101	198.29
120/60	10.1 Watt	238610032D101	198.29
240/60	10.1 Watt	238610058D101	198.29

"Full-Flo" Boiler Drain

MIP x MH



SIZE	STOCK NO	EACH
1/2"	12BD	9.29
3/4"	34BD	11.01

Boiler Drain

Quarter Turn Hose Bibb
MIP x MH



SIZE	STOCK NO	EACH
1/2"	12BDQT	15.93
3/4"	34BDQT	17.63

Hose Bibb

Rough Brass
MIP x MH



SIZE	STOCK NO	EACH
1/2"	12SCHB	9.56
3/4"	34SCHB	10.69



"Full-Flo" Sillcock

SIZE	STOCK NO	EACH
FIP x MH		
1/2"	12SCSC	11.43
3/4"	34SCSC	13.23
Copper x MH		
1/2"	12SWSC	10.84
3/4"	34SWSC	13.96

Bronze "Full-Flo" Stop Valves



SIZE	STOCK NO	EACH
FIP x FIP		
3/4"	34SCST	12.77
Copper x Copper		
3/8"	38SWST	6.25
1/2"	12SWST	9.97
3/4"	34SWST	11.58

Bronze "Full-Flo" Stop and Waste Valve



SIZE	STOCK NO	EACH
FIP x FIP		
1/2"	12SCSW	12.29
3/4"	34SCSW	13.39
Copper x Copper		
1/2"	12SWSW	10.07
3/4"	34SWSW	12.12

(24)

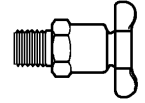
62-108-01 Conbraco Stainless Steel Ball Cone Check Valve



SIZE	STOCK NO	EACH
3/8"	38SSCV	102.03
1 1/4"	114SSCV	356.32
2"	2SSCV	869.85

Drain Cock

DC603



SIZE	STOCK NO	EACH
1/4"	14DRCO	8.89
3/8"	38DRCO	6.25

Gas Service Stop with Check

No 10598

FIP x FIP



SIZE	STOCK NO	EACH
3/4"	3410598	26.21
1"	110598	47.97
1 1/4"	11410598	70.37

Air Cocks ⁽²⁴⁾

apollovalves.com



(24)


Air Cocks

SIZE	HANDLE	STOCK NO	EACH
FIP x MIP			
1/4"	Tee	14THMXFAICO	19.93
FIP x FIP			
1/4"	Tee	14THFXFAICO	19.93

(02)

RP&C Barstock Needle Valve

- 10,000 PSIG @ 150°F
- WOG



SIZE	HANDLE	STOCK NO	EACH
1/2"	Cross	6010301	123.01
1"	Tee	6010501	239.92

Reserved



Woodford Freezeless Outside Wall Faucets

Model 14
 3/4" Male hose thread nozzle.
 Powder-coated, cast aluminum handle.

INLET DESCRIPTIONS	STOCK NO	EACH
1/2" FPT - 3/4" MPT.	1214P	55.26
3/4" Female Sweat.	1214C3	55.26



Woodford Anti-Siphon Freezeless Outside Wall Faucets

Model 17 • ASSE 1019
 3/4" Male hose thread nozzle.
 Powder-coated, cast aluminum handle.
 Contains Integral backflow protection device.

INLET DESCRIPTIONS	STOCK NO	EACH
1/2" Copper Sweat K, L, M Inside		
3/4" M Only Outside	817C	51.87
1/2" MPT - 1/2" Female Sweat	817CP	51.87
1/2" FPT - 3/4" MPT.	817P	53.79
3/4" Female Sweat.	817C3	53.79
1/2" Wisbro Tube.	817W	51.87



INLET DESCRIPTIONS	STOCK NO	EACH
1/2" FPT - 3/4" MPT.	1017P	56.46
1/2" MPT - 1/2" Female Sweat	1017CP	54.54
3/4" Female Sweat.	1017C3	56.46
1/2" Wisbro Tube.	1017W	54.54

INLET DESCRIPTIONS	STOCK NO	EACH
1/2" Copper Sweat K, L, M Inside		
3/4" M Only Outside	1217C	57.22
1/2" MPT - 1/2" Female Sweat	1217CP	57.22
1/2" FPT - 3/4" MPT.	1217P	59.13
1/2" PEX tube fitting	1217PX	57.22
3/4" PEX tube fitting	1217PX3	59.13
3/4" Female Sweat.	1217C3	59.13
1/2" Wisbro Tube.	1217W	57.22

INLET DESCRIPTIONS	STOCK NO	EACH
1/2" FPT - 3/4" MPT.	1417P	61.81
1/2" MPT - 1/2" Female Sweat	1417CP	59.89
3/4" Female Sweat.	1417C3	61.81

INLET DESCRIPTIONS	STOCK NO	EACH
1/2" FPT - 3/4" MPT.	1817P	67.15
3/4" Female Sweat.	1817C3	67.15

INLET DESCRIPTIONS	STOCK NO	EACH
1/2" FPT - 3/4" MPT.	2417P	75.17
3/4" Female Sweat.	2417C3	75.17

Woodford Anti-Siphon Freezeless Outside Wall Faucets

Model 19 • ASSE 1019
 3/4" Male hose thread nozzle.
 Oval, Powder-coated, cast aluminum handle.
 Contains Integral backflow protection device.
 Patented resetting pressure relief valve prevents bursting when freezing even if the hose is left on.

INLET DESCRIPTIONS	STOCK NO	EACH
1/2" Copper Sweat K, L, M Inside		
3/4" M Only Outside	1219C	65.20
1/2" FPT - 3/4" MPT.	1219P	67.11
3/4" Female Sweat.	1219C3	67.11
3/4" PEX Tube Fitting.	1219PX3	67.11
3/4" Press Connection.	1219PP	84.31



Woodford Mounting Sleeve

For Models 14, 16, 17, & 19 Only
 Adjustable 3/4" - 5/4".

STOCK NO	EACH
WFMS.	14.20



Woodford Auto-Drain Freezeless Wall Faucets

Model 27 • ASSE 1052
 3/4" Male hose thread nozzle drains as metal handle is shut off even if hose is attached. Designed for residential outside water service applications and intended for irrigation purposes. Brass finish.

INLET DESCRIPTIONS	STOCK NO	EACH
1/2" Copper Sweat K, L, M Inside		
3/4" M Only Outside	27C10	91.45

INLET DESCRIPTIONS	STOCK NO	EACH
1/2" Copper Sweat K, L, M Inside		
3/4" M Only Outside	27C12	94.16

INLET DESCRIPTIONS	STOCK NO	EACH
1/2" Copper Sweat K, L, M Inside		
3/4" M Only Outside	27C14	96.88

INLET DESCRIPTIONS	STOCK NO	EACH
1/2" Copper Sweat K, L, M Inside		
3/4" M Only Outside	27C18	102.30



Woodford Anti-Siphon Wall Faucets

Model 101 • ASSE 1019
 Anti-siphon protected wall faucet for mild climates.

INLET DESCRIPTIONS	STOCK NO	EACH
1/2" Copper Sweat K, L, M Inside		
3/4" M Only Outside	101C	38.58



Woodford Freezeless Hot and Cold Outside Wall Faucets

Model 22C and V22C • ASSE 1019
 3/4" Male hose thread nozzle.
 Oval, Powder-coated, cast aluminum handle.
 Contains Integral backflow protection device.
 Patented resetting pressure relief valve prevents bursting when freezing even if the hose is left on.

INLET DESCRIPTIONS	STOCK NO	EACH
1/2" Copper Sweat K, L, M Inside		
3/4" M Only Outside	1222C	158.92
1/2" FPT - 3/4" MPT.	1222P	161.71
3/4" Female Sweat.	1222C3	161.71
3/4" PEX Tube	1222PX3	161.71

INLET DESCRIPTIONS	STOCK NO	EACH
1/2" Copper Sweat K, L, M Inside		
3/4" M Only Outside	6V22C	142.88
1/2" FPT - 3/4" MPT.	6V22P	145.67

INLET DESCRIPTIONS	STOCK NO	EACH
1/2" Copper Sweat K, L, M Inside		
3/4" M Only Outside	12V22C	158.92
1/2" FPT - 3/4" MPT.	12V22P	161.71
3/4" Female Sweat.	12V22C3	161.71
3/4" PEX Tube	12V22PX3	161.71

INLET DESCRIPTIONS	STOCK NO	EACH
12"	12V22CMHWI	158.92

Drywall Mounting Plate - DMP

For Models 22C and V22C
 Made from strong PC/ABS, the Mounting Plate is designed to space the faucet wall flange away from 3/8" thick drywall. Includes: 2 Cover plates, 1 Mounting Plate, 4 White Headed Screws, 2 Sheet Metal Screws, and 4 Wood Screws.



SIZE	STOCK NO	EACH
4 x 9 1/4"	WODMP	26.01

Roof Hydrants

Freezeless Sanitary Roof Hydrant

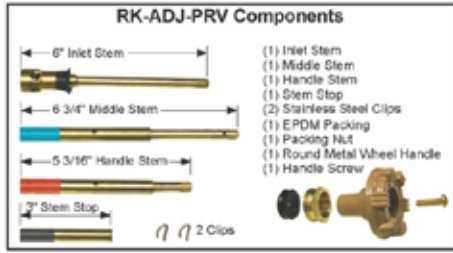
- Backflow Preventer with 3/4" Hose Connection.
- 1 1/2" US made galvanized pipe.
- All hydrant repairs can be made from top without removing hydrant.
- SRH Warning - After each use, run hydrant without a hose to ensure proper evacuation.
- RHY2 automatically drains when shut off even with hose attached.



INLET DESCRIPTIONS	STOCK NO	EACH
Model SRH-MS • Air Vent • ASSE 1057		
3/4" NPT female inlet.	SRHMS	1087.73
Model RHY2-MS • ASSE 1052		
1" NPT female inlet	RHY2MS	1023.32



Accessories



Woodford Adjustable Operating Rod

For Models 14, 16, 17, 19, 22 or V22
Designed to prevent the copper tube from bursting in freezing conditions from 4" to 14" wall thickness. Upgrade or Replace

WALL THICKNESS	STOCK NO	EACH
4"-14"	WORKADJPRV	49.53

Woodford Over Size Flange

For Models 14, 16, 17, 19, & 101 flange
Covers larger holes from previous installs. Includes a top, bottom and 2 mounting screws that attach to any new or existing

SIZE	STOCK NO	EACH
3 1/2"	WORKOSF	4.60

Woodford Metal Handle

For Models 14 & 17

STOCK NO	EACH
WO30099	5.33

Woodford Repair Kits

Note: Does NOT Include Valve Stem

FOR HYDRANT MODELS:	STOCK NO	EACH
25/27	WORK25	59.79
60/65/67	WORK65	86.59

Woodford Tee Key

For Woodford Models 65 & 67

STOCK NO	EACH
WO5009	4.27

Woodford Vacuum Breaker Kit

For Woodford Model 17

STOCK NO	EACH
WORK17VB	3.60

Commercial

Woodford Wall Hydrant With Vacuum Breaker

Model 26P • ASSE 1052
Backflow Preventer 50HF, 3/4" FPT

DESCRIPTION	STOCK NO	EACH
Brass, metal handle	26P34	55.68
Rough Chrome, plastic handle	26P34CH	62.90

Woodford Anti-Siphon Freezeless Wall Hydrant

Model 65C • ASSE 1019
Vacuum Breaker 34HA, ASSE 1011
3/4" Copper inlet • 125 PSI

LENGTH	STOCK NO	EACH
12"	65C12	258.85

Woodford Freezeless Wall Hydrant Square Box

Model B-67C • ASSE 1052
Backflow Preventer 50HA
3/4" Copper inlet • 125 PSI

LENGTH	STOCK NO	EACH
12"	B67C12	505.99

Woodford Freezeless Wall Hydrant

Model 67C • ASSE 1052
Backflow Preventer 50HA
3/4" Copper inlet • 125 PSI

LENGTH	STOCK NO	EACH
12"	67C12	258.85
18"	67C18	274.47

Woodford Freezeless Undercover Wall Hydrant

Model 68C • ASSE 1053
Backflow preventer 50HA, ASSE 1052
3/4" Copper inlet • 125 PSI

LENGTH	STOCK NO	EACH
12"	68C12	366.70

Woodford Vacuum Breakers and Backflow Preventers

Model 34HA standard on Models 25 & 65

COLOR	STOCK NO	EACH
Model 34HA standard on Models 25 & 65		
Chrome	WO34HACH	43.68
Model 50HA standard on Models C22, B22, 27, 30, 67 & 68. Also converts Woodford Model 65 to 67		
Chrome	WO50HACH	48.50
Model 50HF standard on 26, Y2, H34, B26 & Y95		
Chrome	WO50HFCH	50.18

Arrowhead

arrowheadbrass.com

Arrowhead 470 Series Freeze-Proof 12" Wall Hydrant

SIZE	STOCK NO	EACH
Sweat x MIP • ASSE 1019A		
1/2"	47612	40.00
3/4"	47812	40.00
Sweat x PEX • ASSE 1019A		
3/4"	47712	40.00

Prier

prier.com

Anti-Siphon Freezeless Wall Hydrant

Model 408-12 & 412-12 • ASSE 1019
With vacuum breaker & internal backflow preventer

SIZE	LENGTH	STOCK NO	EACH
1/2" MIP x 1/2" SWT	12"	PR40812	49.28
3/4" SWT	12"	PR41212	50.99

Anti-Siphon Freezeless Wall Hydrant

Model 482-12, 478-08, 478-10 & 478-12 • ASSE 1019
With vacuum breaker & external backflow preventer

SIZE	LENGTH	STOCK NO	EACH
3/4" SWT	12"	MA48212	50.70
1/2" MIP x 1/2" SWT	8"	MA47808	41.75
1/2" MIP x 1/2" SWT	10"	MA47810	43.96
1/2" MIP x 1/2" SWT	12"	MA47812	46.31

Prier Brass P-118 Single Handle Hot & Cold

ASSE 1019 / UPC • Anti-siphon
Length 12" Mounting bracket and screws included

SIZE	STOCK NO	EACH
Satin-Nickle 1/2" SWT	PRP118L12SN	527.40
OR Bronze 1/2" SWT	PRP118L12ORB	711.99
Satin-Nickle 1/2" PEX	PRP118X12SN	533.66
OR Bronze 1/2" PEX	PRP118X12ORB	720.43

Service Kit

For 300/400/500 Series

STOCK NO	EACH
MA7755	23.72

Reserved

Perforated Hanger Strap



3/4" Width

SIZE	STOCK NO	EACH
Galvanized		
10'.....	34X10GAHAST	2.45
100'.....	34X100GAHAST	23.15
Copper		
25'.....	34X25COHAST	101.20
Plastic		
100'.....	34X100PLHAST	13.91

PickUp Talon Tube Hangers



Sold by the Bucket
With Barbed - Shank Nail

SIZE	BUCKET QTY.	STOCK NO	EACH
1/2"	1800	SC5562BKT	137.76
3/4"	1000	SC5563BKT	122.65

braxtonharris.com

2-Hole Steel Pipe Strap



SIZE	STOCK NO	EACH
1/2"	12PIST	.09
3/4"	34PIST	.13
1"	1PIST	.22
1 1/4"	114PIST	.30
1 1/2"	112PIST	.35
2"	2PIST	.46
2 1/2"	212PIST	1.58
3"	3PIST	1.13

"One Hole" Snap-Straps



SIZE	STOCK NO	EACH
1/2"	121PIST	.29
3/4"	341PIST	.44
1"	11PIST	1.45
1 1/4"	1141PIST	1.58
1 1/2"	1121PIST	1.67
2"	21PIST	1.99

Copper Tube Strap



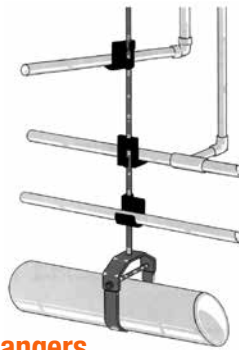
2-Hole

SIZE	STOCK NO	EACH
1/4"	14TUST	.76
3/8"	38TUST	.79
1/2"	12TUST	.87
3/4"	34TUST	1.44
1"	1TUST	1.49
1 1/4"	114TUST	1.78
1 1/2"	112TUST	2.12
2"	2TUST	2.36

Wire Pipe Hooks




SIZE	STOCK NO	EACH
Steel, 6" Lengths		
1/2".....	12X6STPIHO	.84
Copper Plated, 4" Lengths		
1/2".....	12X4COPIHO	.49
3/4".....	34X4COPIHO	.70
Copper Plated, 6" Lengths		
1/2".....	12X6COPIHO	.48
1".....	1X6COPIHO	.50



Add-A-Hanger Fire Retardant Hangers

- For hanging copper or CPVC on new or existing 3/8" threaded rod.
- Twists on and off. Pipe can snap in and out.
- Eliminates pipe rattle and electrolysis.
- Tubing is secure and protected from sharp metal edges.
- Fire retardant hanger can be used to run tubing through A/C chases.

SIZE/MODEL	STOCK NO	EACH
503 TR.....	12ADAHA	1.70
753TR.....	34ADAHA	2.00
1003TR.....	1ADAHA	2.28




Metal Stud Insulator

Fire Resistant

SIZE	STOCK NO	EACH
1/2".....	12MSI	.22
3/4".....	34MSI	.22
1".....	1MSI	.19

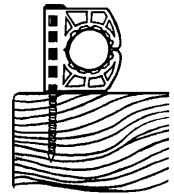
Copper Bell Hanger



SIZE	STOCK NO	EACH
1/2".....	12BEHA	1.54
3/4".....	34BEHA	1.55
1".....	1BEHA	1.60

Full Clamp Tube Hanger


With Barbed - Shank Nail



SIZE	STOCK NO	EACH
1/2".....	12FUCLUHA	.32
3/4".....	34FUCLUHA	.55
1".....	1FUCLUHA	.97

Half Clamp Tube Hanger

With Barbed - Shank Nail



SIZE	STOCK NO	EACH
1/2".....	12HACLUHA	.13
3/4".....	34HACLUHA	.18
1/2 x 3/4".....	12X34HACLUHA	.23
1".....	1HACLUHA	.42

Pipe Hangers

siouxchief.com

(02)

Pipe Clamps

CPVC and Copper



SIZE	STOCK NO	EACH
1/2"	12PICL	.14
3/4"	34PICL	.31
1"	1PICL	.55
1 1/4"	114PICL	.70
1 1/2"	112PICL	.93

(02)

Insulating Suspension Clamps

CPVC and Copper



SIZE	STOCK NO	EACH
1/2"	12INSUCL	.18
3/4"	34INSUCL	.22
1"	1INSUCL	.65
1 1/4"	114INSUCL	.90

(02)

Pipe Insulators

CPVC and Copper



SIZE	STOCK NO	EACH
1/2"	12PIIN	.39
3/4"	34PIIN	.40

(02)

Bifolator Insulators

SIZE	STOCK NO	EACH
1/2" or 3/4"	SC555823	.26

(02)

Clic One-Piece Pipe Hangers



NOM. DIA. COPPER	COPPER O.D.	NOM. DIA. SCH40	STOCK NO	EACH
—	—	3/8"	CLIC17	1.60
—	—	1/2"	CLIC20	1.99
—	—	3/4"	CLIC25	2.03
1 1/4"	1 3/8"	1"	CLIC32	2.87
1 1/2"	1 5/8"	1 1/4"	CLIC40	3.64
—	—	1 1/2"	CLIC47	4.97
—	—	2"	CLIC59	6.69
1/2"	5/8"	—	CLIC15	1.37
3/4"	—	—	CLIC22	1.60
1"	1 1/8"	—	CLIC28	2.87
2"	—	—	CLIC51	6.04

(02)

White Zipstick Pipe Hanger

No. 553



SIZE	STOCK NO	EACH
14"	SC553014W	2.82
26"	SC553026W	4.39

(02)

PVC Multi-Purpose Pipe Hangers

Model 549



SIZE	STOCK NO	EACH
1 1/2" - 2"	SC549712	2.06

(02)

One Piece Nylon Snap-N-Rod Pipe Hangers

For 3/8" rod



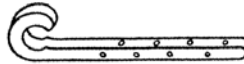
STOCK NO	EACH
1216P	2.39
2124P	2.39
2529P	2.97
3034P	2.99
3538P	3.30
4044P	3.34
4854P	3.64
5663P	4.33

SNAP-N-ROD SELECTION CHART									
Hanger (mm range)	Steel-Plastic Sch. 40&80	Copper Types K,L,M & DWV	Refrigeration Copper	Electric EMT	Electric Heavy Wall	Electric IMC	Stainless Steel Tube	Metric Size Range mm.	Max Load
1216P (12-16)	1/4" .540	3/8-1/2" .500-.625	1/2-5/8" .500-.625				1/2"	12-16mm .630	170
2124P (21-24)	1/2" .840	3/4" .875	1/8" .875	3/4" .922	1/2" .840	1/2" .815		21-24mm	215
2529P (25-29)	1.050	1" 1.125	1 1/8" 1.125		1.050	1.029	1"	25-28mm .984-1.100	315
3034P (30-34)	1" 1.315			1" 1.163	1" 1.315	1" 1.290	1 1/4" 1.250	32mm 1.260	.540
3538P (35-38)		1 1/4" 1.375	1 3/8" 1.375	1 1/4" 1.510			1 1/2" 1.500		342
4044P (40-44)	1 1/4" 1.660	1 1/2" 1.625	1 5/8" 1.625	1 1/2" 1.740	1 1/4" 1.660	1 1/4" 1.638		40mm 1.570	365
4854P (48-54)	1 1/2" 1.900	2" 2.125	2 1/8" 2.125		1 1/2" 1.900	1 1/2" 1.883	2" 2.000	50mm 1.970	380
5663P (56-63)	2" 2.375			2" 2.197	2" 2.375	2" 2.360	2 1/2" 2.500	63mm 2.480	410

NOTE: Fractional numbers reflect nominal pipe diameter, decimal numbers reflect actual O.D. in inches.

(02)

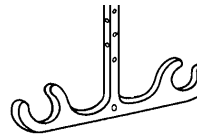
"J" Hooks Drain Pipe



DESCRIPTION	STOCK NO	EACH
1/2" x 5" CTS	12JHO	1.11
3/4" x 5" CTS	34JHO	1.21
1" x 5" CTS	1JHO	1.59
1 1/2" x 8" DWV	112JHO	1.08
2" x 8" DWV	2JHO	1.12
3" x 8" DWV	3JHO	1.17
4" x 8" DWV	4JHO	1.58

(02)

"J" Hooks Drain Pipe



DESCRIPTION	STOCK NO	EACH
Double J		
3/4" x 3/4" CTS	34DOJHO	1.21

(02)

DWV Pipe Hangers



SIZE / DESCRIPTION	STOCK NO	EACH
2" ABS	2BJHO	1.11
3" ABS	3BJHO	1.25
4" ABS	4BJHO	1.40

(02)

EZGlide™ Suspension Clamp



- Ribs allow pipe to glide easier and more quietly
- V-shaped split design for easy installations
- Compatible with copper, PEX or CPVC
- Plenum Safe™ models meet ASTM E84 25/50 Flame/Smoke Spread and UL94 V-0 flame rating

SIZE / DESCRIPTION	STOCK NO	EACH
1 1/2"	SC5576	1.18
2"	SC5577	1.53

(14)

Speed Link Universal Support System



LENGTH	STOCK NO	EACH
2 Millimeter with Locking Device		
3 Meter	SLK2L3	16.98
5 Meter	SLK2L5	20.78
3 Millimeter with Locking Device		
2 Meter	SLK3L2	18.32
3 Meter	SLK3L3	20.58
5 Meter	SLK3L5	25.04

erico.com

(27)

Gas Pipe Pipe Hangers

DESCRIPTION	STOCK NO	EACH
Single Hole	GPH1S	1.04
Double Hole	GPH2	1.44

(18)

Single Shot Insulating Suspension Clamp

With Preloaded Nail



SIZE / DESCRIPTION	STOCK NO	EACH
1/2"	82980	.36
3/4"	82981	.40
1"	82982	1.11

Pipe Hangers

dupageproducts.com

erico.com



(02C)

Threaded Rod

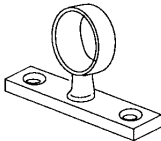
Continuous Threads

SIZE	THREADS PER INCH	STOCK NO	PER FOOT
Black Steel - 6' Lengths			
1/4"	20	14X6THRO	.32
3/8"	16	38X6THRO	.67
1/2"	13	12X6THRO	1.23
5/8"	11	58X6THRO	2.04
3/4"	10	34X6THRO	2.92
1"	8	1X6THRO	5.76
Black Steel - 10' Lengths			
1/4"	20	14X10THRO	.32
3/8"	16	38X10THRO	.67
1/2"	13	12X10THRO	1.23
5/8"	11	58X10THRO	2.04
3/4"	10	34X10THRO	2.92
Galvanized Steel - 6' Lengths			
1/4"	20	14X6THGSRO	.36
3/16"	18	516X6THGSRO	.60
3/8"	16	38X6THGSRO	.71
1/2"	13	12X6THGSRO	1.27
5/8"	11	58X6THGSRO	2.08
3/4"	10	34X6THGSRO	3.17
7/8"	9	78X6THGSRO	4.67
1"	8	1X6THGSRO	6.15
Galvanized Steel - 10' Lengths			
3/8"	16	38X10THGSRO	.71
1/2"	13	12X10THGSRO	1.27
5/8"	11	58X10THGSRO	2.08
Type 304 Stainless Steel - 6' Lengths			
3/8"	16	38X6THSSRO	3.14
1/2"	13	12X6THSSRO	5.42

(02)

Jones Hanger

Chromium Plated
No. 825

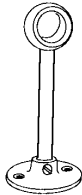


I.P.S.	STOCK NO	EACH
1/2"	12IP825	30.03

(02)

Extension Hangers

Chromium Plated
No. 820



DESCRIPTION	STOCK NO	EACH
3/8" IPS	38IP820	29.45
1/2" IPS	12IP820	29.45
3/4" IPS	34IP820	29.45
1 1/2" OD	112OD820	31.40

(02C)

Plated Rod Coupling

No. 25



SIZE	STOCK NO	EACH
1/4"	14ROCO	.52
3/8"	38ROCO	.55
1/2"	12ROCO	.55
5/8"	58ROCO	1.27
3/4"	34ROCO	1.97
7/8"	78ROCO	3.45
Reducing Rod Coupling		
1/2" x 3/8"	12X38ROCO	6.22

(14)

Ceiling Flange

BOLT THREAD SIZE

STOCK NO	EACH
No. 940 - Malleable Iron	
3/8"	38CEFL 1.72
No. 942 - Copper Plated	
3/8"	38COCEFL 1.25
No. 945/941 - Galvanized	
3/8"	38GACEFL 2.30
1/2"	12GACEFL 1.48
No. 940 - Stainless Steel	
3/8"	38SSCEFL 7.10
1/2"	12SSCEFL 9.14

Coach Screw Rod

No. 40

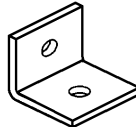


SIZE	STOCK NO	EACH
3/8" x 4"	38X4COSC	1.81
1/2" x 4"	12X4COSC	3.12

(14)

Side Beam Attachment

No. 920



SIZE	FOR PIPE SIZE	STOCK NO	EACH
3/8"	3/4" - 2"	38SIBE	2.38
1/2"	2 1/2" - 3 1/2"	12SIBE	2.94

(14)

No. 38 Offset Eye Socket Rod Hanger

Steel

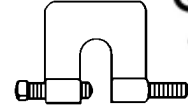
ROD SIZE	PIPE SIZE	STOCK NO	EACH
3/8"	4" Max.	0380037EG	1.39



(14)

C-Clamp

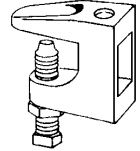
No. 270 with Locknut.



SIZE	STOCK NO	EACH
3/8"	38CCL	3.25
1/2"	12CCL	3.98

(14)

Malleable Beam Clamp



SIZE	STOCK NO	EACH
No. 350 - with Locknut		
3/8"	38BECL	1.43
1/2"	12BECL	1.79
5/8"	58BECL	3.42
3/4"	34BECL	4.85
7/8"	78BECL	10.73
No. 350 - Stainless Steel with Locknut		
3/8"	38SSBECL	15.62
1/2"	12SSBECL	18.14

(14)

Galvanized Beam Clamp

SIZE	STOCK NO	EACH
No. 350 - with Locknut		
3/8"	38GABECL	2.17
1/2"	12GABECL	2.20
5/8"	58GABECL	3.80
3/4"	34GABECL	13.29

(14)

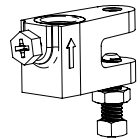
Wide Mouth Beam Clamp

SIZE	STOCK NO	EACH
No. 360		
3/8"	38WMBECL	2.32
1/2"	12WMBECL	2.69

(14)

Caddy Rod Lock Beam Clamp

500 lbs. Load Capacity



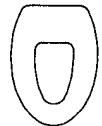
SIZE	STOCK NO	EACH
3/8"	CRLB37EG	8.41

(14)

Eye Rod Socket

Plain Malleable

SIZE	STOCK NO	EACH
No. 30		
3/8"	38EYSO	1.87
1/2"	12EYSO	2.29





Extension Split Clamp

3/8" Bolt Thread - Hinged

SIZE	ROD SIZE	STOCK NO	EACH
Plain - No. 508R			
3/8"	3/8"	38EXCL	2.16
1/2"	3/8"	12EXCL	1.05
3/4"	3/8"	34EXCL	1.29
1"	3/8"	1EXCL	1.31
1 1/4"	3/8"	114EXCL	1.45
1 1/2"	3/8"	112EXCL	1.76
2"	3/8"	2EXCL	2.60
2 1/2"	1/2"	212EXCL	5.02
3"	1/2"	3EXCL	7.26
4"	1/2"	4EXCL	9.53
Galvanized - No. 508R			
1/2"	3/8"	12GAEXCL	1.12
3/4"	3/8"	34GAEXCL	1.35
1"	3/8"	1GAEXCL	1.38
1 1/4"	3/8"	114GAEXCL	1.68
1 1/2"	3/8"	112GAEXCL	1.97
2"	3/8"	2GAEXCL	2.59
2 1/2"	1/2"	212GAEXCL	5.97
3"	1/2"	3GAEXCL	6.40
4"	1/2"	4GAEXCL	11.59
Copper Plated - No. 512H			
1/2"	3/8"	12COEXCL	1.27
3/4"	3/8"	34COEXCL	1.42
1"	3/8"	1COEXCL	1.48
1 1/4"	3/8"	114COEXCL	1.62
1 1/2"	3/8"	112COEXCL	1.91
2"	3/8"	2COEXCL	2.33
2 1/2"	1/2"	212COEXCL	4.19
3"	1/2"	3COEXCL	7.52
4"	1/2"	4COEXCL	10.51



Stainless Steel Extension Split Clamp

3/8" Bolt Thread

SIZE	ROD SIZE	STOCK NO	EACH
Stainless Steel #304 - No. 510R			
1/2"	3/8"	12SSEXCL	6.38
3/4"	3/8"	34SSEXCL	8.46
1"	3/8"	1SSEXCL	9.17
1 1/4"	3/8"	114SSEXCL	10.04
1 1/2"	3/8"	112SSEXCL	12.14
2"	3/8"	2SSEXCL	15.24

(02)

Sleeve Clips

Designed to fasten sleeves to floor and wall forms prior to pouring concrete.

For Pipe

STOCK NO	EACH
BE58	1.56

(02)

Conduit and Pipe Hangers

SIZE	STOCK NO	EACH
3/8 - 1/2"	120PIHA	1.06
3/4"	341PIHA	1.14
1"	12PIHA	1.28
1 1/4"	1143PIHA	1.56
1 1/2"	1124PIHA	2.06
2"	25PIHA	2.38

Riser Clamp

Low Carbon Steel



SIZE	STOCK NO	EACH
Plain - No. 550		
1/2-3/4"	34RICL	4.10
1"	1RICL	4.04
1 1/4"	114RICL	4.67
1 1/2"	112RICL	4.67
2"	2RICL	4.71
2 1/2"	212RICL	6.25
3"	3RICL	6.79
4"	4RICL	8.40
5"	5RICL	11.85
6"	6RICL	13.41
8"	8RICL	24.78
10"	10RICL	34.04
12"	120RICL	53.62
14"	140RICL	124.65
16"	160RICL	280.56
Copper Plated - No. 552		
1/2"	12CORICL	6.04
3/4"	34CORICL	6.04
1"	1CORICL	7.60
1 1/4"	114CORICL	7.86
1 1/2"	112CORICL	9.57
2"	2CORICL	10.12
2 1/2"	212CORICL	11.87
3"	3CORICL	13.63
4"	4CORICL	18.46
Galvanized - No. 551		
1/2"	12GARICL	5.04
3/4"	34GARICL	5.04
1"	1GARICL	7.32
1 1/2"	112GARICL	9.36
2"	2GARICL	9.81
3"	3GARICL	11.06
4"	4GARICL	15.11
5"	5GARICL	18.83
6"	6GARICL	23.13
8"	8GARICL	40.39
10"	10GARICL	62.92
12"	120GARICL	83.47
Stainless Steel - No. 550		
3/4"	34SSRICL	17.49
1"	1SSRICL	17.65
1 1/4"	114SSRICL	18.87
1 1/2"	112SSRICL	19.25
2"	2SSRICL	19.31
2 1/2"	212SSRICL	25.71
3"	3SSRICL	26.55
4"	4SSRICL	31.09

50SA

Short Ear Riser Clamp

Plain Carbon Steel



SIZE	BOLT SIZE	STOCK NO	EACH
3/4"	5/16"	34SERICL	6.97
1"	5/16"	1SERICL	6.97
1 1/4"	5/16"	114SERICL	6.97
1 1/2"	5/16"	112SERICL	4.60
2"	5/16"	2SERICL	3.98
2 1/2"	3/8"	212SERICL	6.81
3"	3/8"	3SERICL	6.12
4"	1/2"	4SERICL	7.70
5"	1/2"	5SERICL	11.57
6"	1/2"	6SERICL	11.73

Swivel Ring Hanger

For N.F.P.A. Reduced Rod Sizes



PIPE SIZE	ROD SIZE	STOCK NO	EACH
No. 141 — Plain			
1/2"	3/8"	12SWRIHA	.71
3/4"	3/8"	34SWRIHA	.71
1"	3/8"	1SWRIHA	.71
1 1/4"	3/8"	114SWRIHA	.74
1 1/2"	3/8"	112SWRIHA	.76
2"	3/8"	2SWRIHA	.81
2 1/2"	3/8"	212SWRIHA	1.47
3"	3/8"	3SWRIHA	1.56
3 1/2"	3/8"	312SWRIHA	1.70
4"	3/8"	4SWRIHA	1.84
5"	1/2"	5SWRIHA	3.58
6"	1/2"	6SWRIHA	4.44
8"	1/2"	8SWRIHA	6.51
No. 152 — Copper Plated			
1/2"	3/8"	12COSWRIHA	.89
3/4"	3/8"	34COSWRIHA	.91
1"	3/8"	1COSWRIHA	.92
1 1/4"	3/8"	114COSWRIHA	1.00
1 1/2"	3/8"	112COSWRIHA	1.08
2"	3/8"	2COSWRIHA	1.15
2 1/2"	3/8"	212COSWRIHA	1.84
3"	3/8"	3COSWRIHA	2.47
4"	3/8"	4COSWRIHA	3.16
5"	1/2"	5COSWRIHA	16.26
No. 180 — Stainless Steel			
1/2"	3/8"	12SSSWRIHA	5.61
3/4"	3/8"	34SSSWRIHA	5.94
1"	3/8"	1SSSWRIHA	6.11
1 1/4"	3/8"	114SSSWRIHA	6.60
1 1/2"	3/8"	112SSSWRIHA	7.26
2"	3/8"	2SSSWRIHA	7.92
2 1/2"	1/2"	212SSSWRIHA	12.35
3"	1/2"	3SSSWRIHA	12.51
4"	1/2"	4SSSWRIHA	15.88

Adjustable Swivel Ring Hanger

For N.F.P.A. Reduced Rod Sizes



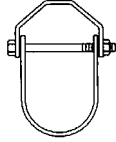
PIPE SIZE	STOCK NO	EACH
No. CT-69 — Copper		
1/2" - 1 1/4"	12114COSWRIHA	1.46

SuperFix Split Ring Hanger

Caddy SuperFix 454



IP SIZE	CT GALV SIZE	STOCK NO	EACH
3/8"	1/2"	454002	1.93
1/2"	3/4"	454004	2.07
3/4"	1"	454005	2.21
1"	1 1/4"	454006	2.32
1 1/4"	1 1/2"	454007	2.87
1 1/2"	—	454008	3.60
—	2"	454009	3.90
2"	—	454010	4.86
—	2 1/2"	454011	5.00
2 1/2"	—	454012	9.95
—	3"	454013	12.06
3 1/2"	—	454016	15.31
4"	—	454017	15.92



Clevis Hanger

Low Carbon Steel

SIZE	STOCK NO	EACH
Standard Weight - No. 450		
3/4"	34CLHA	1.56
1"	1CLHA	1.66
1 1/4"	114CLHA	1.80
1 1/2"	112CLHA	1.86
2"	2CLHA	2.00
2 1/2"	212CLHA	3.19
3"	3CLHA	3.48
3 1/2"	312CLHA	4.59
4"	4CLHA	4.57
5"	5CLHA	6.93
6"	6CLHA	9.28
8"	8CLHA	14.37
10"	10CLHA	27.07
12"	120CLHA	33.02
14"	140CLHA	74.56
16"	160CLHA	115.38
Light Weight - No. 440		
1/2"	12LDCLHA	.94
3/4"	34LDCLHA	1.05
1 1/2"	112LDCLHA	1.32
2"	2LDCLHA	1.45
2 1/2"	212LDCLHA	2.45
3"	3LDCLHA	2.70
Copper Plated - No. 442		
1/2"	12COCLHA	1.51
3/4"	34COCLHA	1.63
1"	1COCLHA	1.69
1 1/4"	114COCLHA	1.86
1 1/2"	112COCLHA	1.90
2"	2COCLHA	2.17
3"	3COCLHA	4.64
4"	4COCLHA	5.18
Galvanized - No. 451		
1/2"	12GACLHA	1.72
3/4"	34GACLHA	1.06
1"	1GACLHA	1.86
1 1/4"	114GACLHA	2.01
1 1/2"	112GACLHA	2.19
2"	2GACLHA	2.35
2 1/2"	212GACLHA	4.36
3"	3GACLHA	4.46
4"	4GACLHA	5.55
5"	5GACLHA	8.96
6"	6GACLHA	10.83
8"	8GACLHA	17.94
10"	10GACLHA	32.66
12"	120GACLHA	32.66
14"	140GACLHA	102.39
16"	160GACLHA	164.54
Stainless Steel - No. 425		
2"	2SSCLHA	7.35
2 1/2"	212SSCLHA	11.61
3"	3SSCLHA	12.26
4"	4SSCLHA	17.52
5"	5SSCLHA	32.38
6"	6SSCLHA	41.67



Galvanized V-Bottom Clevis Hangers

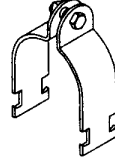
V Bottom Clevis Hanger are designed for the suspension of flexible plastic pipe lines. Used in conjunction with V-Channel.

SIZE	STOCK NO	EACH
1/2"-2"	1VCLHA	2.98
2 1/2"-4"	2VCLHA	6.48

(14a)

Pipe Clamps

For Rigid Steel Conduit, with Slotted Hex Head Screw No Nut Required, Zinc-Plated



SIZE	STOCK NO	EACH
1/2"	12RIGD	1.00
3/4"	34RIGD	.94
1"	1RIGD	1.40
1 1/4"	114RIGD	1.41
1 1/2"	112RIGD	1.60
2"	2RIGD	2.09
2 1/2"	212RIGD	2.16
3"	3RIGD	2.72
4"	4RIGD	3.20
5"	5RIGD	4.35
6"	6RIGD	5.38

Stainless Steel - No. 2011

1/2"	12SSRIGD	2.64
3/4"	34SSRIGD	3.07
1"	1SSRIGD	3.51
1 1/4"	114SSRIGD	3.91
1 1/2"	112SSRIGD	5.87
2"	2SSRIGD	5.36
2 1/2"	212SSRIGD	7.90
3"	3SSRIGD	8.42
4"	4SSRIGD	11.14

Copper Plated Tubing Clamps

NOMINAL	STOCK NO	EACH
3/8"	38COTUCL	.97
1/2"	12COTUCL	.97
3/4"	34COTUCL	1.08
1"	1COTUCL	1.19
1 1/4"	114COTUCL	1.33
1 1/2"	112COTUCL	1.44
2"	2COTUCL	1.73
2 1/2"	212COTUCL	2.62
3"	3COTUCL	2.62
4"	4COTUCL	3.76

(14)

Galvanized U - Bolt

SIZE	STOCK NO	EACH
Standard with 4 Hex nuts - No 91		
1/2"	12GAUBO	.88
3/4"	34GAUBO	.92
1"	1GAUBO	.98
1 1/4"	114GAUBO	1.48
1 1/2"	112GAUBO	1.51
2"	2GAUBO	1.69
2 1/2"	212GAUBO	3.75
3"	3GAUBO	4.07
4"	4GAUBO	4.36
5"	5GAUBO	5.01
6"	6GAUBO	9.40



(14a)

Galvanized V-Channel

Designed for the support of plastic or other flexible pipe systems. Use with V-Bottom clevis hanger.

SIZE	STOCK NO	EACH
10' (1/2"-2")	1VCHANNEL	47.42
10' (2 1/2"-4")	2VCHANNEL	82.97

(02)

Sioux Chief Stud Guard

1 1/2" x 6" with nail holes. For metal studs.

STOCK NO	EACH
SC5306M	.60

(02)

Sioux Chief Self-Nailing Boca Plate

16ga, 2 self-nailing tabs, 1 nail hole

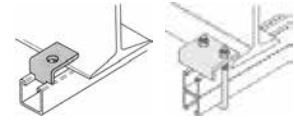
STOCK NO	EACH
3X5NAPL	.97
5X8NAPL	2.98



(14)

Beam Clamp

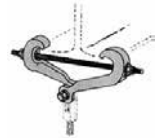
STOCK NO	EACH
No. 7040 (BC20)	
7040BECL	2.24
No. 7070 • 1 5/8"	
7070BECL	3.82



Center Load Beam Clamp

Malleable iron, PHD #630

SIZE	STOCK NO	EACH
3/8"	38CLBC	25.27



Hanger Extension Piece

Malleable iron, PHD #25

SIZE	STOCK NO	EACH
3/8"	38HEXP	1.77



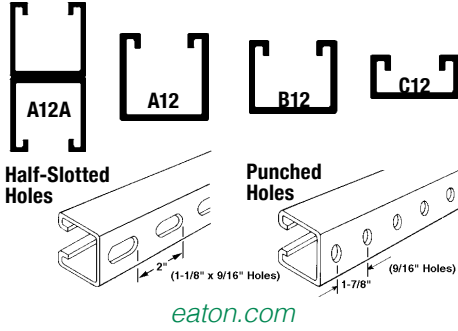
Caddy Slick Strut Nut

COPPER	STOCK NO	EACH
3/8"	SLICK375	2.46
1/2"	SLICK500	2.46

Caddy TSM Tubing Channel Clips

Fits standard 1 5/8" strut channel.

COPPER	IPS	STOCK NO	EACH
1/2"		TSM0062	3.14
3/4"	1/2"	TSM0087	4.07
1"	3/4"	TSM0112	4.96
1 1/2"	1"	TSM0137	5.49



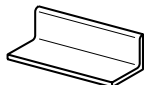
(14A)

Metal Framing - 12 Gauge

DESCRIPTION	STOCK NO	PER FOOT
A12A 1 ⁵ / ₈ " x 3 ¹ / ₄ "		
20' Green, welded back-to-back		
Half-slotted holes A12A20GR		16.27
20' Galvanized, welded back-to-back		
Half-slotted holes A12A20GA		15.22
A12 1 ⁵ / ₈ " x 1 ⁵ / ₈ "		
20' Green		
No holes A12GR		5.51
10' Green		
Punched holes A12P10GR		8.44
20' Green		
Punched holes A12PGR		8.44
10' Green		
Half-slotted holes A12HSGR		5.51
20' Galvanized		
Half-slotted holes A12HSGA		4.78
20' Stainless Steel		
Half-slotted holes A12HSSS		21.11
10' Green		
Half-slotted holes A12HS10GR		5.51
10' Galvanized		
Half-slotted holes A12HS10GA		4.78
B12 1 ⁵ / ₈ " x 1 ³ / ₈ "		
20' Green		
Half-slotted holes B12HSGR		10.11
20' Galvanized		
Half-slotted holes B12HSGA		5.22
C12 1 ⁵ / ₈ " x 1 ³ / ₁₆ "		
20' Green		
No holes C12GR		5.56
10' Galvanized		
Half-slotted holes C12HS10GA		4.44
10' Green		
Half-slotted holes C12HS10GR		5.11
20' Green		
Half-slotted holes C12HSGR		5.11
20' Galvanized		
Slotted holes C12HSGA		4.44
20' Stainless Steel		
Slotted holes C12HSSS		23.33

(02)

Angle Iron Metal Framing



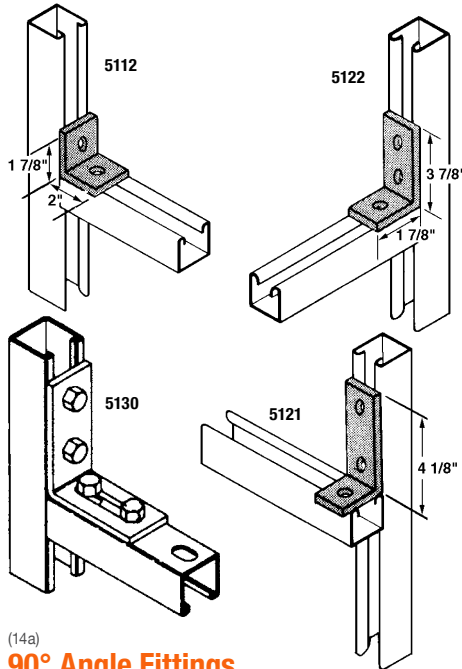
SIZE	STOCK NO	PER FOOT
2 x 2 x 1/4" x 20'	2X20ANIR	4.76
3 x 3 x 1/4" x 20'	3X20ANIR	7.39

(14a)

Nuts



SIZE	NO	STOCK NO	EACH
With Regular Spring			
1/4"	3104	14SPRA	.50
3/8"	3106	38SPRA	.62
1/2"	3108	12SPRA	.67
5/8"	3109	58SPRA	3.55
Less Spring			
1/4"	3004	14NUWOSP	.45
3/8"	3006	38NUWOSP	.57
1/2"	3008	12NUWOSP	.59
5/8"	3009	58NUWOSP	1.41
3/4"	3010	34NUWOSP	1.59



(14a)

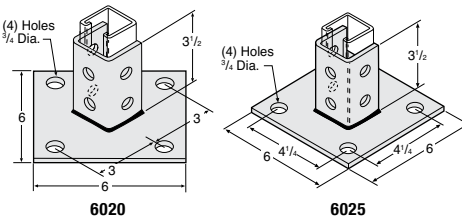
90° Angle Fittings

DESCRIPTION	STOCK NO	EACH
2-Hole 5112		1.86
3-Hole 5122		4.60
3-Hole 5121		7.09
4-Hole 5130		4.11

(14a)

45° Angle Connector

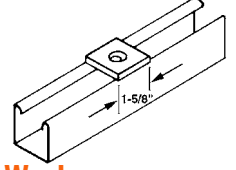
DESCRIPTION	STOCK NO	EACH
4-Hole 5345		3.64



(14a)

Post Base for 1⁵/₈" Strut

DESCRIPTION	STOCK NO	EACH
4-Hole 6020		19.71
4-Hole 6025		20.89



(14C)

Square Channel Washer

SIZE	NO	STOCK NO	EACH
3/8"	5001	38SQCHWA	.84
1/2"	5002	12SQCHWA	.84
5/8"	5003	58SQCHWA	.84
3/4"	5004	34SQCHWA	.84



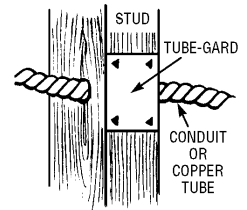
Combo Nut Washer

- Can be used in all channel sizes
- Hex nut to lock in place sold separately

Electrodeposited zinc finish - ASTM B633 SCl

THREAD SIZE	STOCK NO	EACH
1/2"	BLNW525ZN	1.42
3/8"	BLNW528ZN	1.35

See page 1040
for Hex Nuts



(02)

"Tube-Gard"

Nailing Plates

Hard steel plate with spurs for self-nailing to stud. Prevents nails or drills hitting conduit or copper. For plumbing, heating or electrical construction.

SIZE	STOCK NO	EACH
1/2" x 3"	112X3NAPL	.40
1/2" x 6"	112X6NAPL	.60
1/2" x 18"	112X18NAPL	2.04
Same as above with 8 nail holes.		
1/2" x 9"	112X9NAPL	.93

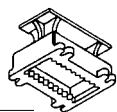
Hangers, Pipe Supports and Brackets

cooperblineline.com

(14a)
Plain Concrete Insert

Malleable iron

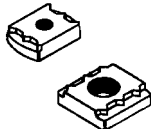
STOCK NO	EACH
PLCOIN	15.10



(14a)
Plain Concrete Insert

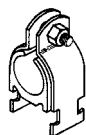
Malleable iron

SIZE	STOCK NO	EACH
3/8"	38INNU	4.89
1/2"	12INNU	4.89
5/8"	58INNU	4.89
3/4"	34INNU	7.31



(02)
Crete-Sleeve Plastic Hole Forms

SIZE	STOCK NO	EACH
1 1/2"	N3590500	3.97
2"	N2780500	4.91
3"	N2790500	5.95
4"	N2800500	7.94
5"	N2810500	8.98
6"	N2820500	10.87
8"	N2830500	20.79



(14a)
Cushion Clamps

OD SIZE	NO	STOCK NO	EACH
1/4"	2501	14CUCL	1.96
3/8"	2502	38CUCL	2.30
1/2"	2503	12CUCL	2.39
5/8"	2504	58CUCL	2.42
7/8"	2506	78CUCL	3.16
1 1/8"	2507	118CUCL	4.01
1 3/8"	2508	138CUCL	4.95
1 5/8"	2509	158CUCL	5.51
2 1/8"	2510	218CUCL	8.80
2 5/8"	2510	258CUCL	12.31
3 7/8"	2512	318CUCL	15.75

(14)
**Roof Top BLOX
Piping Support System**

Includes clamping strap.

STOCK NO	EACH
RTB01	21.28



(14)
BLOX 1 1/2" Blox Height Extension

Includes (2) mounting screws.

STOCK NO	EACH
XTB02	11.45



(14)
MIRO Pipe Supports

PIPE SIZE	STOCK NO	EACH
Roof Top Pipe Support		
1 1/2"	MI15	12.43
Roof Top Roller Pipe Support - Adjustable up to 7"		
3"	MI3RAH7	34.11
Conduit Pipe Support - Adjustable from 2 1/2" - 7"		
Up to 3"	MI255	38.34

Sioux Chief (02)
siouxchief.com



Stub Out Bracket

Copper-plated • 16 Gauge

Extruded models provide 4 times the soldering surface for extra strength.

521-118 - 1/2" CTS, 2" O.C. (8)

521-126 - 1/2" CTS, 2" O.C. (11)


SIZE	STOCK NO	EACH
1 1/4" x 20"	SC521118	4.72
1 1/4" x 26"	SC521126	7.11



20" Multi-Hole Bracket

With 1/2, 3/4, and 1" holes.

STOCK NO	EACH
SC521810	5.61



Secure-All

Copper-plated bracket • 18 Gauge

With 1/2, 3/4, and 1" holes.

Bracketing area on 521-851 is 14"

Bracketing area on 521-852 is 22"

SIZE	STOCK NO	EACH
2 x 20"	SC521851	5.17
2 5/8 x 26"	SC521852	6.30

(18)
**SimpleStrap™
Stub Out Bracket Kit**

1 Kit/Bag Includes:
1/2" CTS Straps with 20" Bracket and Nails.

STOCK NO	EACH
SC525200PK2	3.16



(14)
**7510-RT
Rooftop Support Block**

STRUT CHANNEL SIZE	STOCK NO	EACH
1 3/16" x 1 5/8"	7510RT7200Z	23.28



Chase Bracket

Copper-plated • 16 Gauge

Cradles copper water headers up to 3" diameter. Includes 5" stainless steel band.

STOCK NO	EACH
SC521723	8.50



Carrier Bracket

Copper-plated • 16 Gauge

1" CTS Hole - Domestic. Washers included.

STOCK NO	EACH
SC521725	13.44



Power Bar

Universal Slider Bracket

1 Bracket, 6 drill-tip screws.

SIZE	STOCK NO	EACH
9-16" span	SC5231604	3.79



Lock Block

CTS Tube Clamp with screws

SIZE	STOCK NO	EACH
1/2"	SC525B2	1.43



Strong Arm

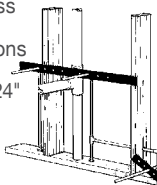
LOCK BLOCKS	SIZE	STOCK NO	EACH
For use with 16" stud bays			
1	1/2"	SC5251612	4.43
1	3/4"	SC5251613	4.75
1	1"	SC5251614	4.87
2	1/2"	SC5251622	5.52
For use with 24" stud bays			
1	1/2"	SC5252412	5.04
2	1/2"	SC5252422	6.12



**For PexRite Brackets
see page 1213**

Copper Supports

- Unique copper-bonded process
- Heat the pipe, not the bracket
- Solutions for various applications
- Supports 1/2" to 1 1/4" CTS
- Designed for stud bays up to 24"



No. 100

- Copper-Bonded, Steel Bracket
- 5/8" holes on 2" Centers used for 1/2" CTS
- Ideal for lavatory/sink or water closet

SIZE	STOCK NO	EACH
20"	HO10018	3.10



No. 101

- Copper-Bonded, Steel Bracket
- 5/8" holes on 2" Centers used for 1/2" CTS
- Ideal for lavatory/sink or water closet


SIZE	STOCK NO	EACH
20"	HO10118	3.92
26"	HO10126	4.48



No. 102

- Copper-Bonded, Heavy-gage Steel Bracket
- Alternating 7/8" and 1 1/8" holes on 4" Centers
- Used for 3/4" and 1" CTS
- Ideal for water heater and relief lines

SIZE	STOCK NO	EACH
20"	HO10218	3.22
26"	HO10226	4.15



No. 107

- Copper-Bonded, Heavy-gage Steel Bracket
- Holes on 2" Centers for 1/2" CTS
- Holes on 4" Centers for 3/4" and 1" CTS
- Ideal for lavatory, toilet and water heater


SIZE	STOCK NO	EACH
20"	HO10718	3.59
26"	HO10726	5.93



No. 114-C

- Copper-Bonded, Heavy-gage Steel Bracket mounts directly to 4-bolt toilet carrier and positions flush valve at 11 1/2" above toilet
- Used for 1" flush valve support
- allows for rough-in prior to framing
- 4 1/2" offset center line rough-in

SIZE	STOCK NO	EACH
23 1/4" x 2 1/2"	HO114C	15.99



No. V-2

- Easy pre-fabrication
- Ideal for horizontal applications
- Mounts to waste/vent pipes or building structure
- Copper-Bonded, heavy-gage steel bracket, supports 1/2" to 3" tubing with 250lb capacity
- Includes self-locking steel band and felt pad

STOCK NO	EACH
HOV2	12.99



No. 111-S

- Copper-Bonded, Steel Bracket mounts directly to waste/vent pipe
- Supports 1/2" tubing on 4", 6", 8" centers and 3/4" tubing on 4" and 8" centers
- Includes felt and steel clamp for attachment
- Horizontal or vertical support

SIZE	STOCK NO	EACH
20"	HO111S	9.99



No. 721

Galvanized Bracket-Single-hole Plate

SIZE	STOCK NO	EACH
1/2"	HO721	2.95



Fixture Outlet Box & Escutcheon



Each fixture box assembly includes a supply valve with a quarter-turn handle and threaded compression connector. Protective debris cover included. Escutcheons, valve extension, and other accessories sold separately.

SIZE	STOCK NO	EACH
3/8" PEX	HOHRFP1	14.26
3/8" PEX (Fire Rated)	HOHRFRP1	18.83
Chrome Trim Cover	HOHRFCH	3.69

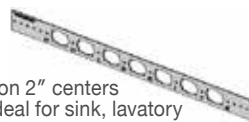


PEXRITE Galvanized Bracket

No. 103

- 1-3/8" keyed holes on 2" centers
- Versatile bracket ideal for sink, lavatory & toilet plumbing solutions
- Integrates with PEXRITE No. 701 and No. 704 with patented connection and other HOLDRITE inserts

SIZE	STOCK NO	EACH
20"	HO10318	3.40



No. 701

- Compatible with PEX, Copper, and CPVC
- Tightens by hand, no tools required
- Secure fit prevents movement

STOCK NO	EACH
HO701	1.55



No. 704

- Can be installed to stud or No. 103 bracket
- Reduces in-wall fittings and concealed joints
- Provides 360-degree turning radius
- Compatible with all PEX tubing
- 4 1/16" x 5 1/2" Supports 3/8-1/2" tubing

STOCK NO	EACH
HO704	1.80



Telescoping Brackets

Telescoping galvanized steel design supports CPVC, Copper, and PEX tubing



Stout Brackets

- Numerous clamps and fittings integrate onto multiple sides of Stout Bracket for superior strength and versatility
- Ideal for lavatory, shower, toilet, vertical, horizontal and much more
- Includes 4 screws

SIZE	STOCK NO	EACH
10-18" span	HOSB1S	4.59
13-25" span	HOSB2S	5.40

Isolation Clamp

Variable-size clamp compatible with Copper, PEX, CPVC, Iron, and more.

SIZE	STOCK NO	EACH
Up to 1"	HO250	1.40
1" to 2"	HO280	4.60



No. SB3 & SB4

- Ideal for toilet, sink/lav., shower head, tub spout, vertical, mid-span, and much more
- Supports both 2-eared and 3-eared 90s
- Integrates with several HOLDRITE clamps and other industry components

SIZE	STOCK NO	EACH
10-18" span	HOSB3	3.47
15 1/4-25 1/2" span	HOSB4	4.83

ProGuard

Stub-Out Clamp Support

SIZE	STOCK NO	EACH
1/2" CTS	HO731	1.70
3/4" CTS	HO732	1.70

Turn-Out Support - For use with PEX Only

SIZE	STOCK NO	EACH
1/2" CTS	HO734	1.95



No. 117-K

No-Hub Retention Strap Kit. 1/4 Bend

SIZE	STOCK NO	EACH
3"	HO1173K	69.95
4"	HO1174K	76.94
5"	HO1175K	83.94
6"	HO1176K	90.93
8"	HO1178K	97.93
10"	HO11710K	314.76
12"	HO11712K	354.73
15"	HO11715K	464.65



No. 117-L

No-Hub Retention Band. Cast Iron. 1/8 Bend

SIZE	STOCK NO	EACH
4"	HO1174L	76.94
6"	HO1176L	90.93
8"	HO1178L	97.93
10"	HO11710L	314.76
12"	HO11712L	354.73



Hangers, Pipe Supports and Brackets

Sioux Chief ⁽⁰²⁾
siouxchief.com

Pipefix

Each Pipefix assembly includes:

- (1) P552 stainless band
- (2) 1/2-3/4" clamps
- attaching screws

STOCK NO	EACH
Standard Green	
PIFISU	8.50
Fire Retardant Red	
PIFISUFR	11.12



Universal Slider Bracket

16" adjustable pipe bracket and clamping system. Fast to install.

STOCK NO	EACH
5231624	5.14



Channel Clamp Set

For above

STOCK NO	EACH
5225501	.89

Touchdown Tube Hangers

STOCK NO	EACH
1 base, 1 bridge and screw/bag	
SC55011	.67
100 Bases, bridges and screws - bulk	
SC55012	.50



Plenum Safe Touchdown II Pipe Supports

STOCK NO	EACH
E84 base and bridge and 2 screws/bag	
SC55020	2.90
E84: 1 bridge 1 base with strut clamp/Bag	
SC55027	3.36



Power Bar

Includes 1 Bracket & Screws

STOCK NO	EACH
SC5232404	4.82



Power Bar

Includes 1 Bracket & 2 Clamps

STOCK NO	EACH
SC5232434	7.12



Totem Offset CTS Hanger

Stacked Offset

SIZE	STOCK NO	EACH
1/2 x 3/4" CTS	SC552C23	.36
3/4 x 3/4" CTS	SC552C33	.38



Walraven ⁽⁰²⁾
walraven.com

BISMAT® Flash

- single screw clamp
- with BISMAT® Flash quick locking system
- clamp easy to close with one hand
- the locking screw can be secured without use of tools
- material: steel
- zinc plated
- noise insulating lining, EPDM rubber, black
- age resistant lining
- sound insulating lining according DIN 4109
- tested for fire safety
- Plenum rated - tested to ASTM E-84



For use with 3/8" Threaded Rod

IPS	NIRON (MM)	STOCK NO	EACH
1/2"	20 mm	CR3379023	2.76
3/4"	25 mm	CR3379028	2.88
1"	32 mm	CR3379035	3.10
1 1/4"	40 mm	CR3379043	3.80
1 1/2"	50 mm	CR3379051	4.07
2"	63 mm	CR3379063	4.47

W2000 Cushion Strut Clamp

- the new alternative to the Cushion Clamp
- one-piece design - no loose parts
- easier, faster, safer - installs with one hand
- 3-way screw head - Phillips, flat and hex
- unique design allows one clamp to fit multiple pipe sizes
- W Series Clamps are boxed for easy handling - no more bags
- material: steel 1.0242
- surface treatment: high grade Zn-Mg based coating (600 hours salt spray)
- black EPDM rubber lining protects against galvanic corrosion
- noise/vibration insulating lining
- age resistant lining



IPS	NIRON (MM)	STOCK NO	EACH
1/2"	20 mm	2025012	1.65
3/4"	25 mm	2025014	1.88
1"	32 mm	2025016	3.12
1 1/4"	40 mm	2025020	3.84
1 1/2"	50 mm	2025022	4.07
2"	63 mm	2025026	4.64

BIS Heavy Duty Clamp HD1501

- wo-part clamp with two locking bolts
- up to and including 5": locking nut is captive
- heavy design
- bolts secured with anti-loss washer
- with CO2 welded connection nut
- material: steel
- surface protection:
 - product is part of the BIS UltraProtect® 1000 system
 - suitable for in and outdoor applications
- noise insulating lining, EPDM rubber, black
- also available: noise insulating lining of silicone rubber (reddish brown), heat resistant up to +395 °F (A 35 15)
- age resistant lining
- sound insulating lining according DIN 4109
- noise reduction according to ISO 3822-1 up to 18 dB(A)
- tested for fire safety



For use with 1/2" & 3/8" Threaded Rod

IPS	NIRON (MM)	STOCK NO	EACH
3/4"	25 mm	33178029	10.53
1"	32 mm	33178035	13.56
1 1/4"	40 mm	33178045	12.17
1 1/2"	50 mm	33178051	12.55
2"	63 mm	33178064	13.63
2 1/2"	75 mm	33178078	13.15
3"	90 mm	33178092	13.32
4" IPS ONLY	--	33178116	16.11
4" Niron	125 mm	33178133	19.17
6"	160 mm	33178169	30.24
--	200 mm	33178204	33.98
--	250 mm	33178250	34.96
12"	315 mm	33178325	54.23

Anchors and Wood Screws ⁽⁰²⁾

powers.com

Rawl Screw Anchors

With Wall Installation, 50 per Box

BOLT SIZE	QUANTITY PER BOX	STOCK NO	EACH
1/4"-20	50	14SRASCAN	1.09



Rawl Toggle Bolts

BOLT	STOCK NO	EACH
------	----------	------

Spring-Wing Type

1/8 x 4	18X4RATOBO	.31
3/16 x 3	316X3RATOBO	.30
1/4 x 3	14X3RATOBO	.36
1/4 x 4	14X4RATOBO	.44
1/4 x 6	14X6RATOBO	.64
3/8 x 4	38X4RATOBO	1.00
3/8 x 6	38X6RATOBO	1.48

Wing Only

3/8"	38RATOWI	.75
------	----------	-----



Rawl Expansive Screw Anchors

Less Bolts

SCREW SIZE	HOLE SIZE DIA X DEPTH	STOCK NO	EACH
10-24	3/8 x 5/8"	1024RASCAN	.29
1/4"-20	1/2 x 7/8"	1420RASCAN	.36
3/8"-16	3/4 x 1 1/4"	3816RASCAN	.98
1/2"-13	7/8 x 1 1/2"	1213RASCAN	1.93

Tool for Drop-In Bolt Anchor

3/8"	38RAANTO	2.90
1/2"	12RAANTO	4.38
5/8"	58RAANTO	7.29
3/4"	34RAANTO	10.21



Flanged Drop-In (Lipped) Anchors

NO	SIZE	STOCK NO	EACH
6324	1/4"	14RADRINANL	.32
6326	3/8"	38RADRINANL	.50
6328	1/2"	12RADRINANL	.87

Tool for Drop-In Bolt Anchor

3/8"	38RAANTO	2.90
1/2"	12RAANTO	4.38
5/8"	58RAANTO	7.29
3/4"	34RAANTO	10.21



Rawl Pipe Spike

BOLT	STOCK NO	EACH
3/8"	38RAPISP	.95



Snake Plus Screw Anchor

Internally Threaded Self-Tapping Anchor

DESCRIPTION	STOCK NO	EACH
3/8"	PO6401SD	.84
1/2"	PO6403SD	2.69



Snake Plus Setting Tool

DESCRIPTION	STOCK NO	EACH
3/8"	PO6407SD	8.70
1/2"	PO6404SD	13.88



Rawl Drop-In Bolt Anchor

BOLT	STOCK NO	EACH
------	----------	------

Steel

3/8"	38RADRINAN	.40
1/2"	12RADRINAN	.68
5/8"	58RADRINAN	1.27
3/4"	34RADRINAN	2.69

Hollow

3/8"	38RADRINANH	2.73
1/2"	12RADRINANH	4.22

Tool for Drop-In Bolt Anchor

3/8"	38RAANTO	2.90
1/2"	12RAANTO	4.38
5/8"	58RAANTO	7.29
3/4"	34RAANTO	10.21



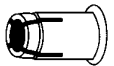
Rawl Mini Drop-In Anchor

For shallow embedment. Carbon steel.

BOLT	STOCK NO	EACH
3/8"	38RAMIDRINAN	.41

Tool for Mini Drop-In Anchor

3/8"	38RAMIANTO	4.97
------	------------	------



Rawl Double Heavy Duty Bolt Anchor

BOLT	STOCK NO	EACH
3/8"	38RAHDBOAN	1.15



Rawl Stud Anchor

BOLT	STOCK NO	EACH
------	----------	------

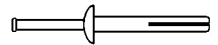
1/4 x 3 1/4"	14X314RASTAN	.38
3/8 x 2 1/4"	38X214RASTAN	.54
3/8 x 2 3/4"	38X234RASTAN	.58
3/8 x 3"	38X3RASTAN	.60
3/8 x 3 3/4"	38X334RASTAN	.71
1/2 x 2 3/4"	12X234RASTAN	.91
1/2 x 3 3/4"	12X334RASTAN	1.00



Rawl Nylon Nailins

Lightweight Nail Drive Anchors, Mushroom Head

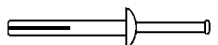
BOLT	STOCK NO	EACH
1/4 x 1	14X1RANYNA	.21



Rawl Zamac Nailins

One-Piece Nail Drive Anchors, Mushroom Head

BOLT	STOCK NO	EACH
1/4 x 1"	14X1RAZANA	.18
1/4 x 1 1/4"	14X114RAZANA	.19
1/4 x 1 1/2"	14X112RAZANA	.22
1/4 x 2"	14X2RAZANA	.27



Rawl-Bolt-U/L Listed

BOLT	STOCK NO	EACH
3/8 x 2 1/4"	38X214RAULBO	3.44
1/2 x 2 3/4"	12X234RAULBO	4.82
1/2 x 3 3/4"	12X334RAULBO	5.27



Bantam Plugs

Light Duty Plastic Screw Anchors

BOLT	STOCK NO	EACH
8-10 x 7/8"	810SCAN	.05
10-12 x 1"	12SCAN	.05



Sioux Chief

Red Expander Anchor Kit

100 Rawlplug anchors & screws plus 1 drill bit.

BOLT	STOCK NO	EACH
10 x 1"	100RASCANKI	11.66

Screws and Fasteners (02)

powers.com

Vertigo Rod Hanger Fastening System

- Anchoring onto concrete, wood, and metal substrates
- Suitable for solid base materials
- One piece self-tapping screw style mechanical anchor (concrete)
- One piece self-drilling screw style mechanical anchor (wood and steel)
- Two head configurations for vertical and side mounting
- Zinc plated carbon steel
- Proven diaphragm design
- Tough gloss finish
- Outstanding value

Vertical Hangers

Wood

Self drilling and threading in wood for hanging pipe. $\frac{3}{8}$ " rod.



DESCRIPTION	STOCK NO	EACH
1" for pipe $\frac{1}{2}$ "-1"	PO7203	.79
2" for pipe 2 $\frac{1}{2}$ " and smaller	PO7165	.73
3" for pipe 3"-4"	PO7167	.88

7173 Concrete

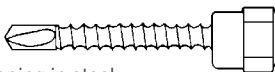
For use in concrete. Predrilling required. $\frac{3}{8}$ " rod.



STOCK NO	EACH
PO7173	1.09

Steel

Self drilling and tapping in steel up to $\frac{3}{16}$ " thick. $\frac{3}{8}$ " rod.



DESCRIPTION	STOCK NO	EACH
1"	PO7158	.88
2"	PO7157	1.07

Vertigo Plus Drive Socket

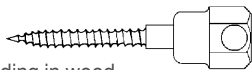


DESCRIPTION	STOCK NO	EACH
$\frac{1}{2}$ "	PO7198	12.87

Side Hangers

7170 Wood

Self drilling and threading in wood.



SIZE	STOCK NO	EACH
$\frac{3}{8}$ " rod	PO7170	.88

Screws & Bolts

buildingfasteners.com

(14B)

Steel Wood Screws

Flat Head Phillips - Bright



SIZE	STOCK NO	EACH
1 $\frac{1}{2}$ "	11212WOSC	.29
2"	212WOSC	.27

(14B)

Stove Bolts

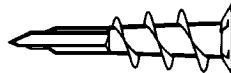
$\frac{1}{4}$ " Diameter



LENGTH	STOCK NO	EACH
$\frac{1}{2}$ "	14X12STBO	.17
$\frac{3}{4}$ "	14X34STBO	.10
1"	14X1STBO	.26
1 $\frac{1}{4}$ "	14X114STBO	.29
1 $\frac{1}{2}$ "	14X112STBO	.11

ZIP-IT

with Screws



NO	SIZE	STOCK NO	EACH
Zinc			
2349	$\frac{3}{8}$ "-1"	381RAZITZ	.39
Nylon			
2348	$\frac{3}{8}$ "-1"	381RAZITN	.42

(14B)

Sheet Metal Screws



LENGTH	STOCK NO	EACH
Pan Head		
1 $\frac{1}{2}$ "	11210SMSC	.06
2"	212SMSC	.18
Hex Head		
1"	110HHSMSC	.12
Phillips		
$\frac{3}{4}$ "	3410SMSC	.04

Sammy Hangers

norfastinc.com

Sammy Xpress

Installation Tool Includes Sleeve, Bit Receiver, Hex Wrench, and $\frac{25}{64}$ " Drill Bit.

STOCK NO	EACH
UXPIT	335.73

Sammy X-Press

Expands to provide direct vertical attachment in light gauge steel deck or purlin

SIZE	STOCK NO	EACH
$\frac{3}{8}$ "	XP20	9.16



Metal Screws & Rivets

malcoproducts.com

Malco "Zip-in" Self-Drilling Screws



NO. SIZE	PACK QTY.	STOCK NO	EACH
#8 $\frac{1}{2}$ "	12,000 Pack	HW812Z12M	372.45
#8 1"	7000 Pack	HW81Z7M	349.54
#7 $\frac{1}{2}$ "	1000 Pack	HW712Z	31.26
#8 $\frac{1}{2}$ "	1000 Pack	HW812Z	33.62
#8 $\frac{3}{4}$ "	1000 Pack	HW834Z	43.71
#8 1"	500 Pack	HW81Z	27.55
#10 1"	500 Pack	HW101Z	34.91
#8 1 $\frac{1}{2}$ "	250 Pack	HW8112Z	18.99
#8 2"	250 Pack	HW82Z	25.45
#8 $\frac{1}{2}$ "	100 Pack	HW8X12Z1C	5.12
#12 2"	25 Pack	HW12225PK	7.44

Zip-In®

Screws in a Pail



NO. PER PAIL	STOCK NO	EACH
7,500 Pack	HW712ZP	228.51
7,000 Pack	HW812ZP	232.05

Malco "Bit-Tip"

Hex Washer Head Type
Drills its own hole, taps a matching thread and fastens in steel up to .220 thick in less time than it takes to drill a pilot hole for other fasteners.



BOLT	STOCK NO	EACH
# 8 - 500 Pack		
$\frac{3}{4}$ " (Slotted)	MABT233T	42.67
1"	MABT134T	43.76
# 8 - 1000 Pack		
$\frac{1}{2}$ " (Slotted)	MABT231T	63.32
# 10 - 500 Pack		
$\frac{1}{2}$ "	MABT141T	38.81
$\frac{3}{4}$ "	MABT143T	41.62
1"	MABT144T	57.75
# 10 - 7000 Pack		
$\frac{3}{4}$ "	MABT143	560.68

Blind Rivets

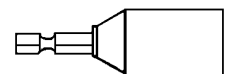
1000 Per Pack



SIZE	STOCK NO	EACH
$\frac{1}{8}$ x .232"	SS42DT	43.86
$\frac{1}{8}$ x .357"	SS44DT	47.95

Installation Tools

Nut Driver



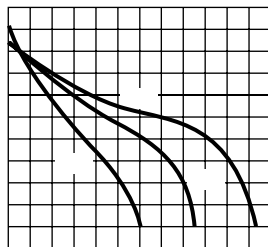
DESCRIPTION	STOCK NO	EACH
For Wood		
Red w/spin off feature	PFM2201150	9.99
For Concrete		
Blue with $\frac{3}{16}$ " hole	PO7197	9.24
For Steel		
Silver	PFM2201200	17.50

Sta-Rite Jet Pumps ⁽³²⁾

starite.com



Total Head in Feet



Flow Rate in GPM

HN Series Self Priming Shallow Well Jet Pumps

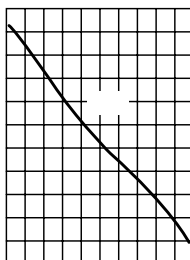
- HN models provide superior performance with more pressure for wells to 25' deep.
- Self-priming after the priming chamber has been filled with water.
- Cast iron body.
- Built-in jet.
- Square-D pressure switch factory set at 30-50 psi for higher pressure.
- HNC, HND, HNE models have 1 1/4" suction & 1" discharge pipe tapping sizes

STOCK NO	PRICE
HNC	657.72
HND	835.20
HNE	927.07

HN SERIES Pump Performance GPM								
Model	HP	Discharge Pressure	Pumping Depth in Feet					Shut Off Pressure (PSI)
			5	10	15	20	25	
HNC	1/2	30	15.0	13.0	11.6	8.7	6.9	70
		40	12.5	11.4	10.1	8.2	6.8	
		50	8.0	6.8	6.1	4.8	3.5	
HND	3/4	30	21.4	19.1	16.5	13.3	9.5	67
		40	20.8	18.7	15.8	13.2	9.3	
		50	13.5	11.6	10.1	7.4	2.4	
HNE	1	30	28.5	25.0	21.4	17.4	12.6	67
		40	28.3	24.4	21.0	17.2	12.3	
		50	21.5	18.3	10.9	3.1	1.6	



Total Head in Feet



Flow Rate in GPM

SNC Series Shallow Well Jet Pumps

- SNC models provide excellent performance with good pressure for wells to 25' deep.
- Close-grained cast iron body.
- Built-in jet.
- SNC model features 30-50 switch and 1 1/4" suction, 1" discharge pipe tapping sizes.

STOCK NO	PRICE
SNC	630.58

SNC SERIES Pump Performance GPM							
Model	HP	Discharge Pressure	Pumping Depth in Feet				
			5	10	15	20	25
SNC	1/2	30	9.7	8.3	7.8	5.9	4.3
		40	7.9	7.2	6.4	5.6	4.1
		50	4.5	3.8	3.1	2.7	1.8

SSJ Design Series Vertical Single Stage Deep Well Jet Pumps

SSJ deep well jet pumps feature over-the-wall "bolt-on" capability with a special casing adapter for 2" and 3" single pipe installations. A J216-26 adapter flange adapts all double pipe, installations and offset single pipe applications to the SSJ bolt-jet pump. The SSJ includes automatic pressure regulator, pressure gauge and pressure switch.



STOCK NO	PRICE
SSJC	868.61
SSJD	966.22

Pump Performance GPM											
Model	HP	Jet No	Pumping Depth in Feet								
			30	40	50	60	70	80	90	100	110
2" SINGLE PIPE JETS (40 PSI)											
SSJC	1/2	10AP	6.2	4.8	3.7	2.3	1.2	----	----	----	----
		8AP	4.1	3.7	3.1	2.6	2.1	1.6	1.2	.08	----
SSJD	3/4	9AP	10.6	7.4	4.7	2.3	----	----	----	----	----
		8AP	5.0	4.7	4.2	3.8	3.3	2.7	2.3	1.8	1.3
4" DOUBLE PIPE JETS (40 PSI)											
*SSJD	3/4	CK-1	8.3	7.4	6.3	5.3	3.8	3.5	2.6	1.8	1.0

*Use flange adapter J216-26

HL Design Series Self-Priming Convertible Jet Pumps

HL pumps feature a proven self-priming, suction-over-drive piping configuration. The same convertible jet can be attached to pump for use on shallow well installation, or be utilized in 4" or larger wells as a double pipe deep well jet. One-piece cast-iron pump body and base. Built-in pressure regulator. Pressure gauge. Square D 30-50 pressure switch.



STOCK NO	PRICE
HLC	663.98
HLD	843.03
HLE	935.95

Pump Performance GPM								
SHALLOW WELL								
Model	HP	Jet No	(15' Suction Lift) Discharge Pressure PSI					
			20'	30'	40'	50'	60'	70'
HCL	1/2	129SD	8.1	7.9	7.8	5.8	2.8	----
HLD	3/4	CK-1	12.1	12.0	11.9	10.5	5.0	----
DEEP WELL								
Model	HP	Jet No	(40 PSI Discharge Pressure) Pumping Depth in Feet					
			20	30	40	50	60	70
HCL	1/2	54AP	7.4	6.3	5.2	3.9	2.5	2.0
		HLD	3/4	10AP	10.5	10.0	8.1	6.2
HLE	1	54AP	6.0	5.3	4.8	4.2	4.1	3.7
		9AP	11.7	11.1	9.8	6.8	----	----
		8AP	6.7	5.8	5.3	4.7	4.5	4.1

SLD Series Deep Well Jet Pump

3/4 HP	
STOCK NO	PRICE
SLD	685.91

MS Design Series Multi-Stage Vertical Deep Well Jet Pumps

MS deep well jet pumps feature over-the-wall "bolt-on" capability, with a special casing adapter for 2" and 3" single pipe installations, and adapter. Flanges for adapting all double pipe installations and offset single pipe applications to the MS bolt-on deep well jet pump. Suction and pressure connections are threaded for optional direct plumbing to the pump on double pipe and offset single pipe installations.

With automatic pressure regulator.

STOCK NO	PRICE
MSD	973.53
MSE	1111.34



2" SINGLE PIPE JETS (40 PSI)														
Mod- el	HP	Jet No	Pumping Depth in Feet											
			30	40	50	60	70	80	90	100	120	130	140	180
MSD	3/4	12AP	10.0	8.3	6.1	4.7	3.8	2.0	1.4	----	----	----	----	----
		8AP	5.5	5.4	5.2	5.0	4.4	4.3	4.1	3.7	2.4	2.1	1.4	---
MSE	1	12AP	12.1	11.3	11.2	10.0	8.8	7.6	6.5	5.6	1.8	----	----	----
		8AP	5.5	5.5	5.3	5.3	5.2	5.1	5.0	5.0	5.0	4.5	4.2	2.0

Jet Packages

Shallow Well Package No. 1

Jet with attached check valve.
For all shallow well applications.
For use with SL, HL, HMS & SSJ Series pumps.

STOCK NO	EACH
CK1	149.29
127SD	149.29

2" Single Pipe Package No. 1

Jet with built-in check valve.
For all 2" single pipe deep well applications.

STOCK NO	EACH
8AP	149.29
9AP	149.29
10AP	149.29
54AP	149.29

4" Double Pipe Package No. 1

Jet only, ADD FOOT VALVE.
For all 4" double pipe applications.
For use with SL, HL & FL Series pumps.

STOCK NO	EACH
54SD	149.29

Convertible Package No. 1

Jet with attached check valve.
For all 4" shallow well convertible applications.

STOCK NO	EACH
129SD	149.29

(34) Pentec Intellidrive Water Pressure Control Center

STOCK NO	PRICE
PID10	1336.84
PID20	1621.33
PID50	2971.75



Model Number	Motor Type	HP Range	Input Voltage	Max. Output Amps	Enclosure Type
PID10	*2-WIRE 1-PHASE	.5-1HP	190V-265V	9.5A	NEMA 3R Outdoor
	3-WIRE 1-PHASE			7.5A	
	3-PHASE			5A	
PID20	*2-WIRE 1-PHASE	.5-1.5HP	190V-265V	11A	
	3-WIRE 1-PHASE			13.5A	
	3-PHASE			8.5A	
PID50	3-PHASE	.5-5HP		18A	

*Note: Will not work with Franklin or Grundfos 2-Wire Submersible Motors

Casing Adapters

2" SSJ, MS Casing Adapter

For use with SSJ & MS Series pumps.

STOCK NO	EACH
J21621	159.73

2" Horizontal Casting Adapter

For use with Starite SI & HL Series pumps.

STOCK NO	EACH
J21644	168.61

1¼ x 1" Reversing Adapter

Converts suction over drive to drive over suction.

STOCK NO	EACH
PKG108	121.63

A.Y. McDonald Constant Pressure Control

Includes 4-20 mA transducer

STOCK NO	PRICE
SD12HP2	977.15



Model Number	Motor Type	HP Range	Input Voltage	Rated Output Current	Enclosure Type
6619-019	2-WIRE 1-PHASE	1/3 to 2HP	115V / 230V	16A	NEMA 3R Outdoor Rainproof
SD1-2HP2	3-WIRE 1-PHASE				

HR Series Myers Jet Pumps

- Rugged cast iron pump
- Priming screen
- Reinforced thermoplastic impeller with stainless steel threaded insert
- Field proven diffuser with stainless steel wear ring
- Dual compartment, double ball bearing motor with voltage selector switch
- Square D pressure switch



HP	STOCK NO	EACH
Shallow Well		
1/2 HP	HR50S	656.15
Deep Well		
1/2 HP	HR50D	662.42

HP	Pressure Switch Setting	Average Operating Pressure	Capacity in Gal. per Min. at Pumping Depth in Feet			Shut-Off Pressure
			5	15	25	
1/2	20-40	20	11.5	9	6	70 psi
		30	11.5	9	6	
		40	10.5	7.5	5	
		50	5.5	3.5	2	

HP	Pressure Switch Setting	Average Regulator Setting	Capacity in Gal. per Min. at Vertical Distance in Ft from pump to Low Water Level					
			30	40	50	60	70	80
1/2	20/40	22 psi	10	8	7	5.5	4.5	3.5
1/2	30/50	22 psi	9.5	7.5	6.5	5	4	3.5

HJ Series Myers Jet Pumps

- Rugged cast iron pump housing and motor bracket
- Priming tee on shallow well modes and pressure regulator on deep well models
- Reinforced thermoplastic impeller
- Priming screen
- Field proven diffuser with stainless steel wear ring
- Dual compartment, double ball bearing GE motor, w/voltage change switch
- Dual adjustment square D pressure switch



HP	STOCK NO	EACH
Shallow Well		
1/2 HP	HJ50S	811.19
Deep Well		
1/2 HP	HJ50D	819.02

HP	Pressure Switch Setting	Discharge Pressure Lbs.	Capacity in Gal. per Min. at Pumping Depth in Feet			Shut-Off Pressure
			5	15	25	
1/2	20-40	20	14.5	11.5	7	65 psi
		30	14.5	11.5	7	
		40	10	8	6	
		50	5.5	3.5	2	

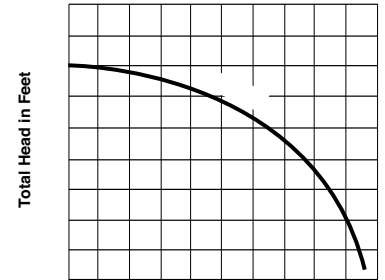
HP	Pressure Switch Setting	Average Regulator Setting	Capacity in Gal. per Min. at Vertical Distance in Ft from pump to Low Water Level						
			30	40	50	60	70	80	90
1/2	20/40	22 psi	10.5	9.5	8	6	5	4	2.5
1/2	30/50	22 psi	9	8	7	5.5	4.5	3.5	—

Jet Pump Accessories (32)

HR & HJ Overhaul Kits

FOR	STOCK NO	EACH
1/2 HP	PK50	185.83
3/4 HP	PK75	222.72
1 HP	PK100	224.81

Myers Centrifugal Pump (32)



Myers 2-stage Centrifugal Pump

- 2 HP, 230 volt, suction pipe 1 1/4"
- Discharge pipe 1"
- Rugged heavy duty construction
- Maximum Temperature of 160°F, (71°C)
- Lead free bronze impellers
- Stainless steel shaft
- Shaft seal is made of high-polished ceramic w/carbon rotary face

STOCK NO	EACH
2C200	2603.48

(32)
D Design Self-Priming Centrifugal Irrigation Pump

- Impeller - polycarbonate
- Diffuser - cast iron
- Body and base made of close-grained cast iron
- Shaft - carbon steel inside removable shaft sleeve of stainless steel



STOCK NO	EACH
DS2HF	781.95
DS2HG	1055.55
DS2HHG	1610.41



2 HP • Single Phase • Self Priming

STOCK NO	EACH
DSS4HG	1581.96

2" Adapter Flange

STOCK NO	EACH
PKG53	223.42

(21)
Impeller

For use with DHHG3 • C105-214PA

STOCK NO	EACH
C105214PA	162.79



(32)
General Purpose Centrifugal Pump

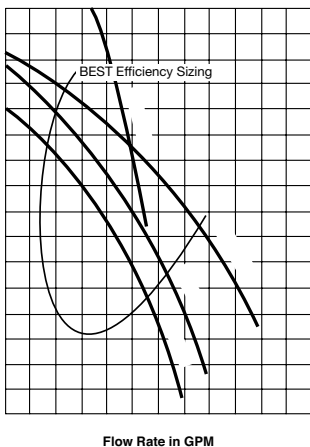
- Body and base made of close-grained cast iron
- Impeller - Noryl®
- Working temperatures to 140°F
- Abrasion resistant for normal applications

STOCK NO	EACH
JHC	710.44
JHD	768.91

JH SERIES					
Units	HP	Suction	Discharge	Motor Voltage	Phase
JHC	1/2	1 1/4"	1"	115/230	1
JHD	3/4	1 1/4"	1"	115/230	1

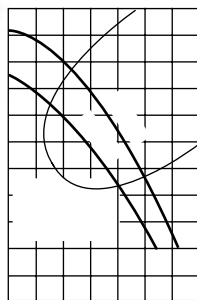
(32)
A.Y. McDonald Booster Pump

SIZE	STOCK NO	EACH
115v		
1/2 HP	17035R020PC1	1177.86
3/4 HP	17052R020PC1	1320.51
230v		
1 HP	17070R020PC2	1576.57
1 HP	17040C035PC2	1653.03
1 HP	17062C035PC2	1742.91
1 1/2 HP	17078C035PC2	1837.31



Flow Rate in GPM

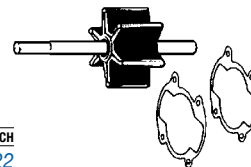
Total Head in Feet



Capacity GPM

(51)
Paddle Assemblies

FOR PUMP	STOCK NO	EACH
SIBP20	SI53X	53.22



(51)
1/2 HP Transfer Pump

SWITCHING	HP	VOLTS	DESCRIPTION	STOCK NO	EACH
Manual	1/2	115	Transfer Pump	90000	1108.80



(51)
Liberty Portable Transfer Pump Model 331

SIZE	STOCK NO	EACH
1/2 HP	LI331	304.50



(34)
Size 2 Cast Iron Pitcher Pump

For wells less than 25' deep. To prevent freezing, raise handle to extreme height. Suction 1 1/4" standard pipe tap.

STOCK NO	EACH
2IRPIPU	81.08



(34)
Monitor Force Pump Stand

For Windmill, Pump Jack or Hand Pump use. These Force Pumps have a built-in surge chamber, adjustable strokes and multi-position cap. Order (11HD) for siphon spout.

STOCK NO	EACH
11HD	1093.03

(24)
Grundfos SCALA2 Booster Pump

A fully integrated, self-priming, compact waterworks for pressure boosting in domestic applications with integrated speed control.

MODEL	CONNECTION (IN/OUT)	VOLT	LINE CORD	STOCK NO	EACH
98562818	1" NPT	115	YES	SCALA2	1286.00



Sta-Rite Submersible Pumps ⁽³²⁾

starite.com

Signature 2000 Design Series Stainless

4" Submersible Pumps Single Phase

The Signature 2000 pumps in 7 GPM Trimline™ models fit in narrower wells where a standard 4" submersible can't. The 7 GPM Pumps head to over 1,200 feet and capacities to 10 GPM. Signature 2000 pumps in 10, 15, 20 and 30 GPM have heads to over 1,000 feet and capacities to 45 GPM. These pumps deliver efficient, dependable performance even in rough, aggressive water. Built to deliver long-term, trouble-free service.

Features:

- **Shell** - Highest grade, heavy-walled corrosion-resistant stainless steel construction.
- **Discharge** - 300 grade stainless steel for durability in aggressive water. Threads to pump shell. Octagon-shaped to fit pipe wrench. Discharge 1 1/4" on 7, 10, 15 and 20 GPM and 2" on 30 GPM
- **Discharge Bearing** - Exclusive self-lubricating Nylatron® bearing resists wear from sand.
- **Intake** - Corrosion resistant 300 grade stainless steel for durability in aggressive water. Threads to pump shell.
- **Shaft** - Positive drive from hexagonal heavy-duty 300 grade stainless steel.
- **Check Valve** - Internal Flomatic® check valve spring-loaded check valve with anti-rotation lugs.
- **Pentek Motor** - 100% corrosion-resistant stainless steel construction.

**Standard one year warranty
Extended five year warranty available.
Contact a Goodin Company
representative for details.**



PERFORMANCE (GALLONS PER MINUTE)		Pumping Depth in Feet											
Model	HP	PSI	40	60	80	100	125	150	175	200	250	300	350
7P4C02HL	1/2	0		10.4	9.8	9.5	9.0	8.5	7.9	7.3	5.4		
		20	9.7	9.3	9.0	8.6	8.1	7.4	6.6	5.5	0.6		
		30	9.2	8.9	8.5	8.1	7.4	6.6	5.6	4.2			
		40	8.9	8.4	8.0	7.5	6.7	5.7	4.3				
		50	8.4	7.9	7.4	6.8	5.8	4.4					
		60	7.87	7.3	6.6	5.8	4.5						
7P4D02HL	3/4	0		10.8	10.4	10.0	9.6	9.3	8.9	8.5	7.6	6.4	4.6
		20	10.3	9.9	9.6	9.4	9.0	8.5	8.2	7.7	6.6	4.8	0.3
		30	9.8	9.5	9.3	9.0	8.5	8.2	7.7	7.3	5.8	3.5	
		40	9.5	9.3	9.0	8.6	8.3	7.8	7.3	6.6	5.0	0.7	
		50	9.2	8.9	8.5	8.3	7.6	7.3	6.6	6.0	3.7		
		60	8.8	8.5	8.2	7.8	7.4	6.7	6.0	5.0			
10P4C01H 10SP4C01H 10P4C02H 10SP4C02H	1/2	0		15.7	15.0	14.2	13.0	11.5	10.0	7.9	1.2		
		20	14.8	14.0	13.0	11.8	10.2	8.2	5.7				
		30	13.7	12.8	11.6	10.3	8.3	6.0					
		40	12.6	11.5	10.1	8.6	6.1						
		50	11.3	9.9	8.2	6.2							
		60	9.6	8.0	6.0								
10P4D02H 10SP4D02H	3/4	0		15.9	15.2	14.1	13.5	12.5	11.5	9.0	5.4		
		20	15.8	15.0	14.1	13.7	12.8	11.7	10.5	9.2	7.7		
		30	15.0	14.3	13.5	12.8	11.8	10.6	9.3	7.7	3.5		
		40	14.2	13.5	12.7	11.9	10.7	9.4	7.9	6.0			
		50	13.4	12.5	11.7	10.8	9.4	8.0	6.1	4.1			
		60	12.4	11.6	10.6	9.8	8.4	5.3	4.2				
10P4E02H 10SP4E02H	1	0		15.7	15.3	14.8	14.2	13.4	12.6	11.8	9.5	6.9	
		20	15.6	15.2	14.7	14.2	13.5	12.8	11.8	10.8	8.5	5.8	2.0
		40	15.1	14.6	14.1	13.5	12.9	11.9	10.9	9.8	7.4	4.2	
		50	14.5	14.0	13.4	12.9	11.9	10.9	9.9	8.8	5.9	2.2	
		60	13.9	13.3	12.8	12.0	11.0	10.0	8.8	7.5	4.5		
		10P4F02H	1 1/2	0		15.8	15.3	14.8	14.2	13.4	12.6	11.8	9.5
20	15.7			15.2	14.7	14.2	13.5	12.8	11.8	10.8	8.5	5.8	2.0
40	16.0			15.6	15.3	15.0	14.5	14.0	13.5	12.9	11.7	10.4	8.9
50	15.5			15.3	14.9	14.5	14.0	13.5	12.9	12.4	11.0	9.7	8.0
60	15.2			14.8	14.4	14.0	13.5	13.0	12.4	11.7	10.5	9.0	7.3
20P4D02H	3/4			0		26.4	23.9	20.4	15.0	15.0			
		20	25.8	23.1	20.3	16.5							
		30	22.6	19.7	15.2	7.7							
		40	19.4	14.7	7.0								
		50	13.2	4.9									
		60											
20P4E02H	1	0		31.9	29.1	27.5	25.2	22.8	20.3	17.1	2.1		
		20	28.8	27.0	25.1	23.3	20.8	17.9	12.5	4.5			
		30	26.7	24.8	22.9	20.9	18.0	13.0	5.0				
		40	24.7	22.7	20.7	18.4	14.0	5.9					
		50	22.4	20.1	17.9	14.1	6.1						
		60	19.9	17.2	13.0	6.7							
20P4F02H	1 1/2	0		31.6	30.4	29.3	27.7	25.9	24.2	22.2	18.0	8.9	
		20	30.2	29.0	27.6	26.2	24.5	22.7	20.6	18.5	10.1		
		30	28.8	27.4	26.0	24.7	22.8	20.9	18.7	15.3	3.0		
		40	27.2	25.8	24.3	22.9	21.0	18.8	15.4	11.2			
		50	25.7	24.1	22.7	21.1	18.9	15.5	11.5	5.0			
		60	23.9	22.3	20.9	19.1	16.1	9.5					

HP	STAGE	DESCRIPTION	STOCK NO	EACH
10 GPM				
1/2	7	2 Wire, 115 volt	10SP4C01H	779.11
		3 Wire, 115 volt	10P4C01H	697.51
		*3 Wire, 230 volt	10P4C02H	597.86
3/4	8	2 Wire, 230 volt	10SP4C02H	667.81
		*3 Wire, 230 volt	10P4D02H	796.30
		2 Wire, 230 volt	10SP4D02H	849.95
1	10	*3 Wire, 230 volt	10P4E02H	931.19
		*3 Wire, 230 volt	10P4F02H	1114.64
20 GPM				
3/4	5	*3 Wire, 230 volt	20P4D02H	839.61
		*3 Wire, 230 volt	20P4E02H	908.25
1 1/2	9	*3 Wire, 230 volt	20P4F02H	1207.78

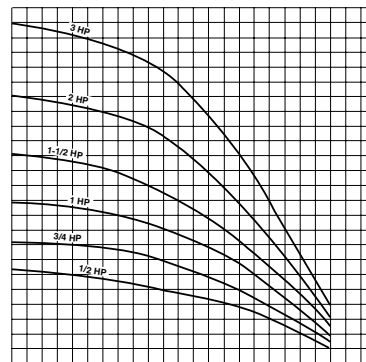
*3-wire - add control box (p. 1615).
Two-wire motors are split phase designs with integral starting components and do not require a control box.

Pump Ends Only

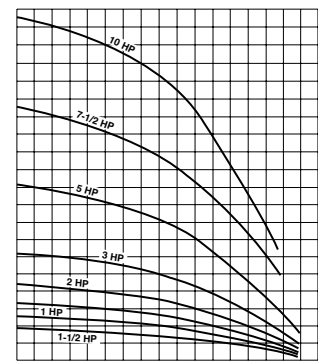
Less Motor

HP	STAGE	VOLT	GPH	STOCK NO	EACH
1 1/2	17	230	10	L10P4FH	836.94
1 1/2	9	230	20	L20P4FH	634.11
1 1/2	6	230	30	L30P4FH	714.42
2	12	230	20	L20P4GH	679.35
2	8	230	30	L30P4GH	819.98
3	12	230	30	L30P4HH	1030.34
5	13	230	50	L50P4JH	1275.98

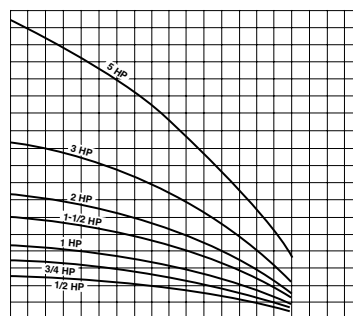
7 GPM



20 GPM



10 GPM



Sta-Rite Submersible Pumps ⁽³²⁾

starite.com

"J" Design Series

4" Submersible Pumps Single Phase

Precision-engineered, corrosion-resistant pumps in 7, 10, 15, 20 and 30 GPM models deliver efficient, dependable performance even in rough, aggressive water. Heads to over 1150 feet and capacities to 45 GPM. Built to deliver long-term, trouble-free service.

Features:

- **Shell** - Highest grade, heavy-walled corrosion-resistant stainless steel.
- **Floating Stack Design** - For sand resistance and reduced sand locking.
- **Discharge** - Fiberglass-reinforced thermoplastic material for durability in aggressive water. Threads to pump shell. Octagon-shaped to fit pipe wrench. Discharge is 1/4" on all models.
- **Discharge Bearing** - Exclusive self-lubricating Nylatron bearing resists wear from sand.
- **Intake** - Fiberglass-reinforced thermoplastic material for durability in aggressive water. Threads to pump shell.
- **Shaft** - Positive drive from hexagonal heavy-duty stainless steel.
- **Check Valve** - Durable internal check valve.
- **Pentek Motor** - 100% corrosion-resistant stainless steel construction.



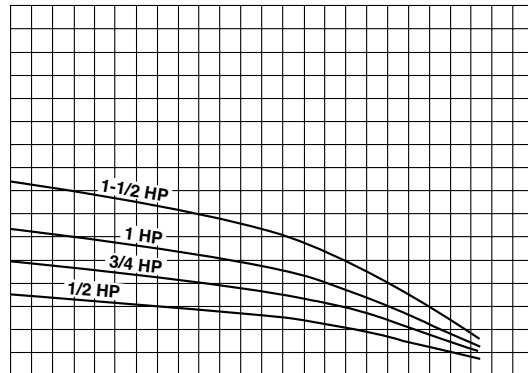
Standard one year warranty
Extended five year warranty available.
Contact a Goodin Company
representative for details.

Model	HP	PSI	PERFORMANCE (GALLONS PER MINUTE)											
			Pumping Depth in Feet											
			40	60	80	100	125	150	175	200	250	300	350	
10SP4C02J		20	14.8	14.0	13.0	11.8	10.2	8.2	5.7	2.1				
		30	13.7	12.8	11.6	10.3	8.3	6.0	2.5					
		40	12.6	11.5	10.1	8.6	6.1	2.8						
		50	11.3	9.9	8.2	6.2	3.0							
		60	9.6	8.0	6.0	3.2								
10P4D02J 10SP4D02J	3/4	0	15.9	15.2	14.4	13.5	12.5	11.5	9.0	5.4				
		20	15.8	15.0	14.4	13.7	12.8	11.7	10.5	9.2	5.7			
		30	15.0	14.3	13.5	12.8	11.8	10.6	9.3	7.7	3.5			
		40	14.2	13.5	12.7	11.9	10.7	9.4	7.9	6.0				
		50	13.4	12.5	11.7	10.8	9.4	8.0	6.1	4.1				
10P4E02J 10SP4E02J	1	0	15.9	15.2	14.4	13.5	12.5	11.5	9.0	5.4				
		20	15.8	15.0	14.4	13.7	12.8	11.7	10.5	9.2	5.7			
		30	15.6	15.2	14.7	14.2	13.5	12.8	11.8	10.8	8.5	5.8	6.9	
		40	15.1	14.6	14.1	13.5	12.9	11.9	10.9	9.8	7.4	4.2	2.0	
		50	14.5	14.0	13.4	12.9	11.9	10.9	9.9	8.8	5.9	2.2		
15P4D02J	3/4	0	15.9	15.2	14.4	13.5	12.5	11.5	9.0	5.4				
		20	15.8	15.0	14.4	13.7	12.8	11.7	10.5	9.2	5.7			
		30	15.0	14.3	13.5	12.8	11.8	10.6	9.3	7.7	3.5			
		40	14.2	13.5	12.7	11.9	10.7	9.4	7.9	6.0				
		50	13.4	12.5	11.7	10.8	9.4	8.0	6.1	4.1				
15P4E02J	1	0	22.1	21.8	20.4	19.4	18.4	17.2	15.5	10.3	2.7			
		20	20.9	20.2	19.3	18.7	17.5	15.8	13.4	10.9	3.2			
		30	20.0	19.1	18.5	17.6	16.0	13.7	11.1	7.5				
		40	19.0	18.3	17.4	16.2	13.9	11.3	8.1	3.7				
		50	18.2	17.1	15.8	14.0	11.4	8.2	4.0	0.3				
15P4F02J	1 1/2	0	22.1	21.8	20.4	20.5	19.9	19.3	18.4	16.4	13.1	8.3		
		20	21.8	21.2	20.5	20.0	19.3	18.6	17.6	16.5	13.5	9.1	3.2	
		30	21.1	20.3	19.9	19.3	18.7	17.7	16.6	15.4	11.7	6.3	0.1	
		40	20.2	19.8	19.2	18.7	17.9	16.7	15.5	13.7	9.4	3.6		
		50	19.7	19.2	18.6	18.0	16.8	15.6	13.8	11.9	6.7	0.5		
15P4G02J	2	0	22.1	21.8	20.4	21.3	20.7	20.2	19.6	18.3	16.9	14.4		
		20	22.5	21.9	21.2	20.9	20.2	19.7	19.1	18.4	17.0	14.7	11.8	
		30	21.8	21.2	20.8	20.3	19.7	19.1	18.5	17.9	16.1	13.5	10.2	
		40	21.1	20.6	20.2	19.6	19.2	18.6	17.9	17.1	14.9	12.0	8.1	
		50	20.6	20.1	19.7	19.2	18.6	17.9	17.1	16.2	13.6	10.8	6.0	
20P4E02J	1	0	31.9	30.6	29.1	27.5	25.2	22.8	20.3	17.1	12.1			
		20	28.8	27.0	25.1	23.3	20.8	17.9	12.5	4.5				
		30	26.7	24.8	22.9	20.9	18.0	13.0	5.0					
		40	24.7	22.7	20.7	18.4	14.0	5.9						
		50	22.4	20.1	17.9	14.1	6.1							
60	19.9	17.2	13.0	6.7										

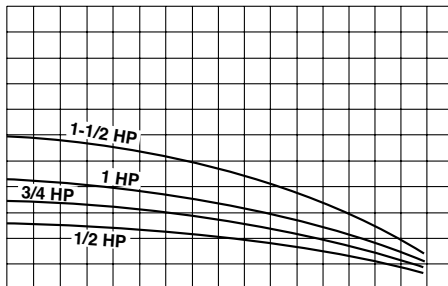
HP	STAGE	DISCHARGE	DESCRIPTION	STOCK NO	EACH
10 GPM					
1/2			2 Wire, 115 volt	10SP4C01J	480.73
1/2	6	1"	*3 Wire, 230 volt	10P4C02J	481.63
			2 Wire, 230 volt	10SP4C02J	480.73
3/4	18	1"	*3 Wire, 230 volt	10P4D02J	529.86
			2 Wire, 230 volt	10SP4D02J	639.97
1	10	1"	*3 Wire, 230 volt	10P4E02J	756.90
			2 Wire, 230 volt	10SP4E02J	783.00
20 GPM					
1	7	1/4"	*3 Wire, 230 volt	20P4E02J	813.93

*3-wire - add control box (p. 1615). Two-wire motors are split phase designs with integral starting components and do not require a control box.

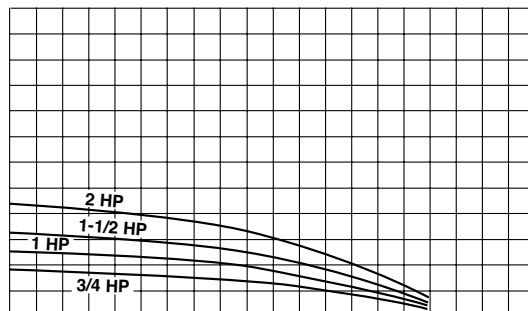
15 GPM



10 GPM



20 GPM



A.Y. McDonald Submersible Pumps ⁽³²⁾

aymcdonald.com

24000 Series

4" Submersible Stainless Steel Pumps

Features:

- Powered by NEMA approved stainless steel motors with built-in lightning protection
- Delivery: up to 25 GPM at 3450 RPM
- Head: up to 1300' at 3450 RPM

All Models have 1/4" NPT discharge

HP	STAGE	DESCRIPTION	STOCK NO	EACH
10 GPM "K" Series				
1/2	7	2 Wire, 115 volt	24050K2A	450.61
		3 Wire, 115 volt	24050K3A	394.75
		2 Wire, 230 volt	24050K2	450.61
3/4	10	3 Wire, 230 volt	24050K3	394.75
		2 Wire, 230 volt	24075K2	495.29
		3 Wire, 230 volt	24075K3	480.39
1	12	2 Wire, 230 volt	24100K2	584.66
		3 Wire, 230 volt	24100K3	512.06
		2 Wire, 230 volt	24150K2	785.76
1 1/2	17	3 Wire, 230 volt	24150K3	705.69
		2 Wire, 230 volt	24200K3	1052.03
		15 GPM "L" Series		
1	10	3 Wire, 230 volt	24100L3	631.21
1 1/2	12	3 Wire, 230 volt	24150L3	776.45
2	17	3 Wire, 230 volt	24200L3	932.86
20 GPM "P" Series				
1	8	2 Wire, 230 volt	24100P2	614.45
		3 Wire, 230 volt	24100P3	530.68
		2 Wire, 230 volt	24150P2	791.35
1 1/2	11	3 Wire, 230 volt	24150P3	657.28



Pump Ends Only

Less Motor

HP	GPM	STOCK NO	EACH
3/4	10	23075KSH	210.40
3/4	20	23075PSH	290.46
1	10	23100KSH	399.70
1 1/2	20	23150PSH	342.61
1 1/2	25	23150MSH	644.74
1 1/2	33	24150RSH	562.33
3	33	24300RSH	849.06

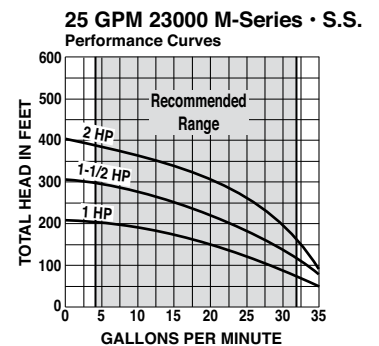
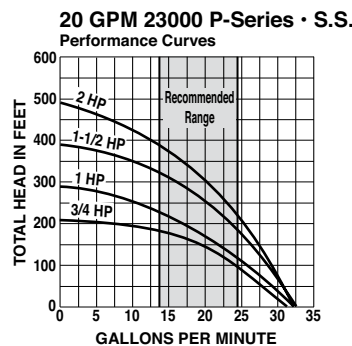
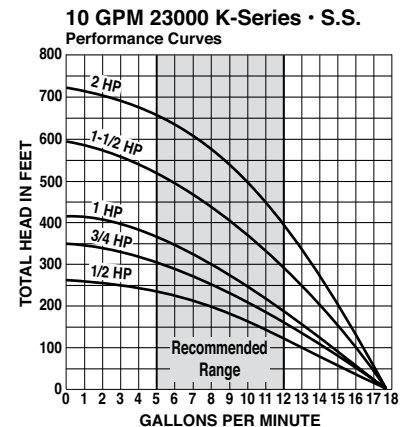
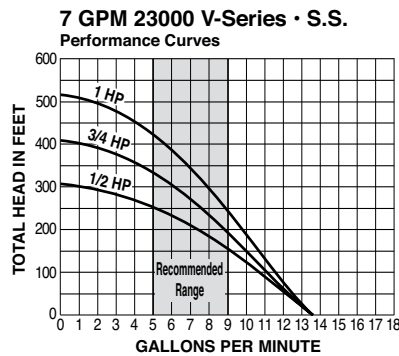
23000 Series

4" Submersible Stainless Steel Pumps

Features:

- Lexan® diffusers
- Stainless steel pump shell
- Acetal impellers

HP	STAGE	DESCRIPTION	STOCK NO	EACH
7 GPM "V" Series				
1/2	11	2 Wire, 230 volt	23050V2	580.94
3/4	15	2 Wire, 230 volt	23075V2	1111.22
		3 Wire, 230 volt	23075V3	1009.29
		2 Wire, 230 volt	23100V2	1270.40
1	18	3 Wire, 230 volt	23100V3	1147.38
		10 GPM "K" Series		
1/2	9	2 Wire, 115 volt	23050K2A	536.26
		3 Wire, 115 volt	23050K3A	471.09
		2 Wire, 230 volt	23050K2	536.26
3/4	12	3 Wire, 230 volt	23050K3	471.09
		2 Wire, 230 volt	23075K2	586.53
		3 Wire, 230 volt	23075K3	567.92
1	15	2 Wire, 230 volt	23100K2	688.93
		3 Wire, 230 volt	23100K3	605.15
		2 Wire, 230 volt	23150K2	977.19
1 1/2	20	3 Wire, 230 volt	23150K3	824.87
		2 Wire, 230 volt	23200K3	1193.54
		20 GPM "P" Series		
1	11	3 Wire, 230 volt	23075P3	577.21
		2 Wire, 230 volt	23100P2	722.45
		3 Wire, 230 volt	23100P3	625.62
1 1/2	15	2 Wire, 230 volt	23150P2	921.70
		3 Wire, 230 volt	23150P3	769.01
		3 Wire, 230 volt	23200P3	1113.47
25 GPM "M" Series				
1 1/2	10	3 Wire, 230 volt	23150M3	778.31



Reserved

Well Points and Screens

maassmidwest.com

FOR STEEL POINTS									
Gauze No.									
90	80	70	60	50	40	30	20		
Slot No.									
6	7	8	10	12	15	18	20	25	35 50

(34)

Well Point



- Stainless Steel Gauze
- Points will not easily collapse while being driven
- Rugged design with octagonal electroless nickel plated head to prohibit turning in tough driving
- Easily extended in the field by removing head and coupling together with second well point for added capacity
- Stainless steel mig weld top and bottom to prohibit jacket shift or peeling
- 3/16" Diameter spotweld on 1" centers to prevent seam opening
- Stainless steel jacketed 1/8" staggered perforations for maximum open area
- Point may be driven or used with hollow stem flight auger

**Note: 1 1/4" Well Point has 2" O.D.
2" Well Point has 3" O.D.**

SIZE	GAUZE	OVER-ALL LENGTH	SCREEN LENGTH	SLOT	STOCK NO	EACH
1 1/4"	60	36"	30"	10	915734	84.35
1 1/4"	60	42"	36"	10	915752	88.88
1 1/4"	80	36"	30"	7	915738	84.35
2"	60	36"	30"	10	915852	118.25

(33)

Stainless Steel Well Points




SIZE	OVER-ALL LENGTH	SCREEN LENGTH	SLOT	STOCK NO	EACH
1 1/4"	42"	36"	10	UO83610	161.28
1 1/4"	54"	48"	7	UO8487	194.04
1 1/4"	54"	48"	10	UO84810	194.04
1 1/4"	54"	48"	12	UO84812	194.04
2"	42"	36"	10	UO93610	193.20
2"	42"	36"	12	UO93612	193.20
2"	54"	48"	7	UO9487	231.00
2"	54"	48"	10	UO94810	231.00
2"	54"	48"	12	UO94812	231.00
2"	54"	48"	15	UO94815	231.00
2"	54"	48"	18	UO94818	231.00
2"	54"	48"	20	UO94820	231.00
2"	54"	48"	10	*UOX94810	231.00
2"	54"	48"	12	*UOX94812	231.00
2"	54"	48"	7	*UOX9487	231.00
2"	66"	60"	10	UO96010	267.12
2"	66"	60"	12	UO96012	267.12

* Open End Extensions

(33)

304 Telescope Size Stainless Steel Well Screens



SIZE	SLOT NO	END FITTINGS	STOCK NO	EACH
4" x 4"	10	MxF	4X4UO10MF	338.52
4" x 4"	12	MxF	4X4UO12MF	338.52
4" x 4"	15	MxF	4X4UO15MF	338.52
4" x 4"	20	MxF	4X4UO20MF	338.52
4" x 4"	25	MxF	4X4UO25MF	338.52

(34)

"K" Packer



FIP Both Ends

SIZE	STOCK NO	EACH
2 x 1 1/4"	2X114K	18.61
4 x 2"	4X2K	18.20
4 x 3"	4X3K	40.47

Pressure Tanks

quicktanks.com

(34)

Quick 75 P.S.I. Standard Vertical Galvanized Tanks

CAPACITY GALLONS	TANK DIA	TANK HEIGHT	STOCK NO	EACH
12	12"	24"	Q12V	501.46
21	16"	24"	Q21V	522.43
42	16"	48"	Q42V	592.35
42	20"	32"	Q42VSQ	627.38
82	20"	60"	Q82V	939.92
120	24"	60"	Q120V	1245.42
220	30"	80"	Q220V	3008.62

amtrol.com

(44)

"Well-X-Trol" Pressure Tanks

- For Pressurizing Water Systems
- Pre-Charged—With Sealed-in Diaphragm
- Maximum Working Pressure—150 P.S.I.
- Models WX-101 and WX-102 are pre-charged to 20 P.S.I. for a 20-40 P.S.I. switch setting.
- Other models are pre-charged to 30 P.S.I. for a 30-50 P.S.I. switch setting
- Other pressures may be specified or on-the-job adjustments may be made

SYSTEM CONN	DIA	HEIGHT	TANK VOLUME (GALLONS)	STOCK NO	EACH
WX Series In-Line Models					
3/4"	8"	12 5/8"	2.0	WX101	102.55
3/4"	11"	15"	4.4	WX102	142.25
3/4"	11"	24 3/4"	7.6	WX103	238.33
WX Series Stand Models					
1"	15"	32"	20.0	WX202	339.23
1"	15"	47"	32.0	WX203	551.04
1 1/4"	22"	30"	34.0	WX205	557.41
1 1/4"	22"	36"	44.0	WX250	716.46
1 1/4"	22"	47"	62.0	WX251	937.95
1 1/4"	26"	47"	86.0	WX302	1001.88
1 1/4"	26"	62"	119.0	WX350	1534.01
WX Series Underground Models					
1"	15 5/8"	29 3/4"	20.0	WX202UG	540.74
1 1/4"	22"	33 3/8"	44.0	WX250UG	1019.24



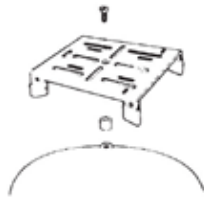
7 Year Warranty.

(44)

Pump Stand

Model 161 pump stand is for vertical mounting of pump on WELL-X-TROL. For Models: WX201, WX-202, WX-202-IN, AND WX203

STOCK NO	EACH
AM1429	81.38



permatank.com

(44)

Perma Tank Pre-Pressurized Water System Tanks

- Proven diaphragm design
- Tough gloss finish
- Outstanding value
- Maximum operating pressure 100 psi.
- Maximum operating temperature 200° F.



CAPACITY GALLONS	TANK DIA	TANK HEIGHT	SYSTEM CONNECTION	PRECHARGE PRESSURE	STOCK NO	EACH
20	15 3/8"	32 3/4"	1"	30 psi	SBD20	279.14
32	15 3/8"	45 1/2"	1"	30 psi	SBD32	449.35

5 Year Warranty.

starite.com

(44)

PSC Series Composite Fiberwound Pressure Tanks

- Outer shell fiberglass wound and epoxy resin sealed—lighter and stronger than steel
- Inner liner one piece high density polyethylene
- Air cell made of durable and extensively tested ethyl-vinyl-acetate (EVA)—lasts longer than urethane or butyl diaphragms- FDA approved for potable water
- Easy to remove and replace air cell when tank already installed
- Tank base rigid molded polyethylene—rotates 360° for ease of hook-up
- Service connection of stainless steel
- Air valve brass body and Schrader core assembly



Pumps must be installed with a 100 PSI relief valve.

CAPACITY GALLONS	TANK DIA	TANK HEIGHT	SYSTEM CONNECTION	PRECHARGE PRESSURE	STOCK NO	EACH
19.8	16"	34.1"	1"	40	PSC206	368.06
40.3	16"	59.0"	1"	40	PSC4012	572.03
47.1	21"	43.6"	1 1/4"	40	PSC4814	779.58
60	24"	44.4"	1 1/4"	40	PSC6020	959.52
86.7	24"	57.2"	1 1/4"	40	PSC8525	842.21
119.7	24"	75.4"	1 1/4"	40	PSC11935	1069.10

5 Year Warranty.

Pressure Tank Accessories ⁽³⁴⁾

americangranby.com

simmonsmsg.com



Merrill Brass Tank Tee

1" male tank connection x 1" MIP and 3/4" FIP lateral
5" Length

For Use with Well-X-Trol Tanks

STOCK NO	EACH
BAT100CS	19.71



Perma Signature 2000 Long Brass Tank Cross

10" long, 3/4" female tapping each leg,
1" male tapping each leg.
One 1/2" female tapping top of cross.
Two 1/4" female tappings on side.

STOCK NO	EACH
SI703	67.15



Perma Signature 2000 Brass & Type L Copper Fabricated Tank Tee

Fabricated tank tee, 13" long, 1 1/4" male x
1" female on inlet and outlet sides of cross.
3/4" female tapping on top of cross.
Two 1/4" female tappings on side.

STOCK NO	EACH
SI704	78.90



Merrill Accessory Tee

Galvanized cast iron.
Tapping for pressure switch and gauge are 1/4" NPT
Chamfered threads for easy pipe connection.


Less nipples

SIZE	STOCK NO	EACH
1 1/4"	IAT125XB	19.10
1"	IAT1XB	15.33



Bleeder

SIZE	STOCK NO	EACH
Brass MPT		
3/4"	PO75BNL	6.18
Rubber		
1"	PO100	.92



Simmons Short "Off-the-Floor" Tank Tee

Fabricated, with union on rise.
Bronze cross, Copper pipe,
Lead-free solder.
9 1/2" overall length,
3/4" female tapping each leg,
1" male tapping each leg.
One 1/2" female tapping top of cross,
Two 1/4" female tappings on side.

STOCK NO	EACH
SI775	105.78

Well-X-Trol Short Elevated Tank Cross

With union on rise.
Bronze cross, Copper pipe.
Lead-free solder.
1" female tapping each leg,
1 1/4" male tapping each leg.
One 3/4" female tapping top of cross,
Two 1/4" female tappings on side.

STOCK NO	EACH
773	166.82

Perma Signature 2000 "Off-the-Floor" Tank Tee

Fabricated, with union.
18" overall length.
3/4" female tapping each leg,
1" male tapping each leg,
Two 1/2" female tapping top of cross.
Two 1/4" female tapping on side.

STOCK NO	EACH
SI796	109.58



Perma Signature 2000 1 1/4" Elevated Tank Cross

Fabricated, with union.
Bronze cross, Copper Pipe.
Lead free solder.
1" female tapping each leg,
1 1/4" male tapping each leg.
One 3/4" female tapping top of cross.
Two 1/4" female tapping on side.

STOCK NO	EACH
791	166.82



Snifter/Air Valves

Used for admitting air to pump
in connection with Figs. 2090, 1809,
and 2895 pneumatic water systems.

SIZE	STOCK NO	EACH
1/8"	18SCVA	2.73
1/4"	14SCVA	2.85



(34) No 451-5 Brass Relief Valve

Pressure only relief valve
factory preset @ 75 psi

SIZE	STOCK NO	EACH
1/2"	12SI4515	7.65
3/4"	34SI45175	8.17

Pitless Adapters

bakermfg.com



(34)
**"Monitor" PS Standard
 Pitless Units for Submersible Pumps**

Less cap • Spool type
 3/8" AW control tap size • No check valve

CASING SIZE	ORDER CAP SIZE	BURY DEPTH	DISCHARGE AND DROP PIPE	MAX PUMP CABLE	STOCK NO	EACH
Threaded Style						
4"	5"	5'	2"	5/8"	5PS45BS4CO	780.61
4"	5"	6'	2"	5/8"	6PS45BS4CO	839.15
5"	6"	<i>Pitless Kit only</i>	2"	11/16"	OPS56S4CO	629.70
6"	7"	6'	2"	3/4"	6PS67BS4CO	1283.94
Kwikonect Style						
4"	5"	6'	2"&1/2"	5/8"	6PS45BN	981.43
4"	5"	7'	2"&1/2"	5/8"	7PS45BN	1059.74
5"	6"	6'	2"	11/16"	6PS56BNS4CO	1221.44

(21)
Monitor "O" Rings

STOCK NO	EACH
UB15-4" Pitless for 5" casing	
UB15-4" Pitless for 8" casing	
UB15.....	14.96
NC15-5" Pitless for 6" casing	
NC15-5" Pitless for 8" casing	
NC15.....	17.30



(21)
Hold-Down Spider

UPPER CASE SIZE	STOCK NO	EACH
5"	120UB	119.86



(21)
Spool Cable Seals

CABLE SIZE	STOCK NO	EACH
14, 12, 10	PS321	52.17



(34)
"At-the-Well" Screw-in Control Kit

For reciprocating pumps. Locates all of the equipment normally used in an automatic water system inside the upper casing of the pitless unit. Control is screw-in type.

STOCK NO	EACH
8AWA	198.71





"Monitor" PL Snappy Cast Iron Pitless Adapters for Submersible Pumps

Less cap • Clamp-on

CASING SIZE	ORDER CAP SIZE	DISCHARGE AND DROP PIPE	STOCK NO	EACH
4"	4"	1"	8PL4	202.48
4"	4"	1"	(3-Pack) 8PL41U3	566.34
5"	5"	1"	8PL5	201.24
6"	6"	1"	8PL6	205.46
6 1/4"	6"	1"	8PL612U	213.80



"O" Ring for 1" Snappy Pitless Adapter

STOCK NO	EACH
PL3ORI	11.61

"Monitor" Bulldog Brass Pitless Adapters for Submersible Pumps

Less Cap • Clamp-on

CASING SIZE	ORDER CAP SIZE	DISCHARGE AND DROP PIPE	STOCK NO	EACH
4"	4"	1"	4AO	346.29

MAASS Model J Weld-On Pitless Adapters for Submersible Pumps

Model J is non-pressure lifting and is designed for deep wells, higher working pressures, and where plastic pipe is used and high water levels. No lock necessary.

CASING O.D.	DISCHARGE AND DROP PIPE	STOCK NO	EACH
4"-5"	1"	4J1	99.91
4"-5"	1 1/4"	4J114	150.44
6"-7"-8"	1"	6J1	99.91
6"-7"-8"	2"	6J2	297.64



MAASS Model JC Clamp-on Pitless Adapters for Submersible Pumps

Model JC is non-pressure lifting and is designed for deep or shallow wells, higher working pressures, where plastic pipe is used, and high water levels. The 8-degree taper wedge forced against 304 stainless steel nipple is easy to install. No locks, bolts, or wrenches are necessary.

CASING O.D.	DISCHARGE AND DROP PIPE	STOCK NO	EACH
4 1/2"	1"	4JC1	141.06
6 5/8"	1"	6JC1	155.89
4 1/2"	1 1/4"	4JC114	176.47
6 5/8"	1 1/4"	6JC114	186.84



MAASS Constant Pressure Manifold Packages

Package Consists of:

- (1) 2 1/2" S.S. Back Mounted Liquid Filled Gauge 0-100#
- (1) Spring Loaded Pressure Relief Valve, set @ 75 PSI
- (1) Steel Mounting Bracket
- (1) Chrome Plated Sample Valve
- (1) 1" x 1/2" Brass Bushing for Transducer Connection
- (1) 1" x 3/4" Brass Tank Adapter Bushing

STOCK NO	EACH
952300	126.89



Dicken Pitless Adapter

Pressure tested to 150 PSI

CASING O.D.	DISCHARGE PIPE	SUPPLY PIPE	STOCK NO	EACH
5 to 12"	1"	1"	LDS10	95.59



Whitewater

The "Turtle" Economy Watertight Cap

SIZE I.D.	STOCK NO	EACH
Use with Steel Casing		
4"	4WE1	73.42
4 1/2"	45WE1	81.05
5"	5WE1	75.54
6"	6WE1	81.19
6 1/2"	65WE1	135.39
7"	7WE1	134.02
Use with Plastic Casing		
4"	4WE1P	56.49

Cycle Stop Valves

Cycle Stop Valves

Automatically adjusts pump output to match variable flow requirements. 1 1/4" Threaded, 1 gpm bypass, 30 GPM max.

P.S.I.	STOCK NO	EACH
60	CSV125601	74.25



Submersible Pump Accessories (34)

kalaswire.com



Twisted PVC Submersible Pump Cable with Ground

NO/WIRE	STOCK NO	FOOT
1000' spool		
14-3	1000FT143PLWGR	.76
12-3	1000FT123PLWGR	1.09
12-2	1000FT122PLWGR	.81
10-3	1000FT103PLWGR	1.63
500' spool		
12-3	500FT123PLWGR	1.09
12-2	500FT122PLWGR	.81
10-3	500FT103PLWGR	1.63
Cut-to-Measure		
14-3	FT143PLWGR	.84
12-3	FT123PLWGR	1.19
10-3	FT103PLWGR	1.80

Flat PVC Submersible Pump Cable with Ground

NO/WIRE	STOCK NO	FOOT
500' spool		
8-3	500FT83FLPLWGR	2.89
6-3	500FT63FLPLWGR	4.39
4-3	500FT43FLPLWGR	6.42
2-3	500FT23FLPLWGR	10.11
Cut-to-Measure		
8-3	FT83FLPLWGR	3.18
6-3	FT63FLPLWGR	4.83
4-3	FT43FLPLWGR	7.06
2-3	FT23FLPLWGR	11.12

UF Underground Cable with Ground

NO/WIRE	STOCK NO	FOOT
1000' spool		
14-2	1000FT142UN	.72
14-3	1000FT143UN	1.04
12-2	1000FT122UN	1.04
12-3	1000FT123UN	1.43
10-3	1000FT103UN	2.38
500' spool		
12-3	500FT123UN	1.43
250' spool		
12-2	250FT122UN	1.04
12-3	250FT123UN	1.43

Flat TPE Ice Blue Cold Weather Submersible Pump Cable w/Ground

NO/WIRE	STOCK NO	FOOT
1000' spool		
12-2	1000FT122TPEGR	1.23
12-3	1000FT123TPEGR	1.61



Sta-kons Connectors

WIRE	STOCK NO	EACH
10-12-14	1014STCO	.50
8	8STCO	2.57
6	6STCO	6.22

For Crimper see page 1913

Heat Shrink Sleeves

SIZE	COLOR	STOCK NO	EACH
3/8" x 3"	Clear	383C	1.01
1/2" x 3"	Clear	453C	1.14

Heat Shrink Sleeves Kit w/Ground

Clear shrink tube kit includes three .375 x 3" shrink tubes and three #1014 crimp connectors. Fits AWG cable sizes #14 and #12. Includes connector for ground wire.

STOCK NO	EACH
K383CG	5.38



(18) Plastic Electrical Tape

SIZE	STOCK NO	EACH
3/4" x 60'	ELTA	1.71

(24) Cable Guard

STOCK NO	EACH
WG-100	1.21



(34) Self-Fusing Silicone Tape Dispenser

SIZE	STOCK NO	EACH
1" x 10'	943000	16.90
Black Refill		
1" x 12'	943100	6.23

maasmidwest.com

Submersible Pump Accessories ⁽³²⁾

franklinwater.com



(34)

Franklin Electric Subdrive Utility

NEMA 3R

Constant Pressure Controller.

HP	STOCK NO	EACH
----	----------	------

HP	STOCK NO	EACH
SUBDRIVE UTILITY UT2W • 2-Wire, 1-Phase		
Submersible Applications, 1/3 - 1/2 hp at 115V		
1/2 - 1/2 hp at 230V		
Surface Applications, 1/3 - 1/2 hp at 115V		
1/2 - 1/2 hp at 230V	5870202003	784.16

HP	STOCK NO	EACH
SUBDRIVE UTILITY UT3P • 3-Wire, 230 V		
Submersible Applications		
1/2 - 2hp (1-Phase), 1 - 2hp (3-Phase)		
Surface Applications		
1/2 - 2hp (3-Phase)	5870202303	1076.48



(34)

Franklin Electric Subdrive Connect

NEMA 3R Enclosure

Constant Pressure Controller

HP	STOCK NO	EACH
----	----------	------

HP	STOCK NO	EACH
SUBDRIVE 20		
1/2 - 2hp, 1-Phase (3-Wire)		
1 - 2hp, 3-Phase	5870205303	1628.64

HP	STOCK NO	EACH
SUBDRIVE 30		
1/2 - 2hp, 1-Phase (3-Wire)		
1 - 3hp, 3-Phase	5870205403	2245.76

HP	STOCK NO	EACH
SUBDRIVE 50		
1/2 - 3hp, 1-Phase (3-Wire)		
1 - 5hp, 3-Phase	5870205503C	3021.80

(34)

Franklin Electric - Subdrive

NEMA 4

Constant Pressure Controller

HP	STOCK NO	EACH
----	----------	------

HP	STOCK NO	EACH
SUBDRIVE 300 • 3-Wire		
5hp (3-Phase)	5870206300	4926.52

(21)

Franklin Electric - Transducer

Variable Speed P-Series

Large Drive Accessories

4-20 mA, +/-0.5% accy

PSIG	STOCK NO	EACH
------	----------	------

100	PSIG10010FT	399.20
200	PSIG20010FT	399.20



Franklin Submersible Motors

Single Phase

HP	VOLTAGE	STOCK NO	EACH
----	---------	----------	------

2-Wire			
1/2	230	24450590S	514.22
3/4	230	2445079004S	619.99

3-Wire			
1/2	230	21450590S	446.14
3/4	230	21450790S	532.22
1	230	21450890S	552.47
1 1/2	230	22430092S	706.63
2	230	22430192S	798.33
3	230	22430226	1099.32
5	230	22430386	1558.11
7 1/2	230	2261119020	1788.63

Franklin Control Boxes

For use with submersible pumps located on pages 1606-1608.

HP	VOLTAGE	STOCK NO	EACH
----	---------	----------	------

Capacitor Start/Induction Run			
1/2	115	28010449	94.52
1/2	230	28010549	92.83
3/4	230	28010749	96.20
1	230	28010849	99.02

Capacitor Start/Capacitor Run			
1 1/2	230	28230081	143.46
2	230	28230181	240.79
3	230	28230281	299.30
5	230	28211381	433.76

Deluxe Control Box			
3	230	2823028310	381.44
5	230	28211393	486.09
7 1/2	230	2822019310	721.82

Capacitor Run Control			
1/2	230	2824055015	137.27
3/4	230	2824075015	141.21
1	230	2824085015	141.78

(21)

Franklin Relay Kit with Wires

HP	VOLTAGE	STOCK NO	EACH
----	---------	----------	------

3/4	230	305101903	111.74
-----	-----	-----------	--------

(21)

Franklin Capacitor Start Kit

HP	STOCK NO	EACH
----	----------	------

START	305207905	44.45
3/4	305207918	50.63
1, 1 1/2	305207913	52.88

(21)

Franklin Relay Only

HP	VOLT	STOCK NO	EACH
----	------	----------	------

1/2 - 3	230	305213902	117.95
5 - 10	230	305213961	162.18

Franklin Submersible Motors

3 - Phase

HP	VOLTAGE	STOCK NO	EACH
----	---------	----------	------

4"			
1 1/2	230	23451492S	638.55
2	230	2343159204S	692.56
3	230	23431626	878.78
5	230	2343178602	1412.57
5	460	2343278602	1412.57
6"			
7 1/2	230	2366019020	1743.23
7 1/2	460	2366119020	1743.23
10	230	23660290	1951.13
15	230	23660390	2241.59
20	230	23660490	2750.26
25	230	23660590	3189.81
30	230	23660690	3693.84
10	460	2366129020	1951.13
15	460	23661390	2241.59
20	460	23661490	2750.26
25	460	23661590	3189.81
30	460	23661690	3693.84
40	460	2366178125	4397.02

Sta-Rite Control Box

HP	VOLT	STOCK NO	EACH
----	------	----------	------

1/2	230	VIP4C02	188.96
3/4	230	VIP4D02	193.66
1	230	VIP4E02	193.66

(21)

Sta-Rite Capacitors

HP	VOLT	STOCK NO	EACH
----	------	----------	------

1/2 - 1	230	U18881	83.48
1	230	U18730	83.48

(21)

Sta-Rite Relay

HP	VOLT	STOCK NO	EACH
----	------	----------	------

1/2 - 1	230	U18811	141.92
---------	-----	--------	--------

Franklin Pumptec Underload Protector

STOCK NO	EACH
----------	------

58000201	319.58
58000706	120.64

Transducer

PSS2-100 • 0-100 lb. capacity.

For use with variable frequency drives.

STOCK NO	EACH
----------	------

PSS2100	277.08
---------	--------

Pressure Sensor Kit

223-995-901 • 25-90 PSI

STOCK NO	EACH
----------	------

223995901	94.54
-----------	-------

Well Drilling Fluids & Grout ⁽³⁴⁾

Water Well Drilling Fluids

A high yield Bentonite with polymer additives.

CONTAINER SIZE	STOCK NO	EACH
Baroid Quik-Gel		
50 lb. bag	50LBQUGE	11.58
Extra High Yield Gel		
50 lb bag	50LBEHYGE	11.43

Environmental Drilling Fluids

Natural high yield Bentonite - no additives.

CONTAINER SIZE	STOCK NO	EACH
Baroid Aquagel- Gold Seal		
50 lb. bag	50LBAQ	13.82

Granular Bentonite

Sealing and plugging agent.
Specially processed coarse bentonite.

CONTAINER SIZE	STOCK NO	EACH
Baroid Ben Seal		
50 lb. bag	50LBBESE	11.50
Wyoben Enviroplug #8		
50 lb bag	50LBEN8	11.07

Aqua-Clear AE

Liquid blend of acids and acid enhancers to control bacterial slime contamination due to iron-related and sulfate-reducing bacteria.

- Reduces sulfur taste and odor in water
- Clean up well screens, pumps, and distribution system
- Increase well productivity, reduce power and maintenance costs
- Safe to use on all plastics, rubber and metals

CONTAINER SIZE	STOCK NO	EACH
5 gallon	5GAAQCLAE	183.66

Aqua-Clear PFD

Mud dispersant

CONTAINER SIZE	STOCK NO	EACH
1 gallon	1GAPFD	62.28

Chip Bentonite

For sealing and plugging application.
Medium size 1/4" to 3/8"

CONTAINER SIZE	STOCK NO	EACH
Baroid Hole Plug		
50 lb bag	50LBHO	13.00
Enviroplug Medium		
50 lb bag	50LBENME	10.75

Bentonite Grout

High solids Bentonite, for grouting and abandonment.

CONTAINER SIZE	STOCK NO	EACH
17% Solids, Wyoben Grout-Well		
50 lb bag	50LBGRWE	14.66

Therm-EX Grout

Wyoben Grout

CONTAINER SIZE	STOCK NO	EACH
50 lb bag	50LBTHEXGR	14.95

Quik-Grout™

Bentonite grouting composition designed for water and monitoring wells, for sealing the annular space around a well casing and for plugging drilled holes and abandoned wells.

Does not contain organic additives or polymers.

CONTAINER SIZE	STOCK NO	EACH
50 lb bag	50LBQUGR	17.09
30% Solids, Wyoben Enviroplug Grout		
50 lb bag	50LBENGR	16.72

Polymer Drilling Fluids

Low solids additives, for use as alternative to Bentonite.

E-Z Mud

For low solids drilling fluids. Easy mixing.

CONTAINER SIZE	STOCK NO	EACH
5 gallon pail	5GAEZMU	207.45

Tru-Bore

Specially blended bentonite-based drilling fluid designed for difficult drilling operations in both vertical and horizontal borings. Extremely effective in horizontal drilling applications to maintain hole integrity during pullback.

CONTAINER SIZE	STOCK NO	EACH
50 lb bag	50LBTRBO	14.97

Foam

Baroid Quik-Foam

- Biodegradable foaming agent in liquid form.
- To improve carrying capacity of air.
- To overcome water invasion, loss of air to formations, and dust in air drilling.
- With QUIK-GEL to make stable form.

CONTAINER SIZE	STOCK NO	EACH
5 gallon can	5GAQUFO	211.12

Barotherm® Gold

2-Part Thermally Conductive Grout

BAROTHERM® GOLD thermally conductive grout is a bentonite material designed for use in grouting boreholes containing ground source heat loops, and related applications. BAROTHERM GOLD thermally conductive grout when combined with silica sand at various concentrations yields a grout with thermal conductivity values ranging between 0.4 and 1.2 BTU/hr-ft-°F (0.69 – 2.08 watts/m-°C).

SIZE	STOCK NO	EACH
50lb.	50LBBATH	15.44

Well Chemicals

For treating wells and swimming pools

CONTAINER SIZE	STOCK NO	EACH
Hth Dry Chlorine		
5 lb. Jar-Granular	5LBHTH	35.37
100 lb. Drum-Granular	100LBPUGR	483.40

WELL DIAMETER	NORMAL DOSAGE (NO. OF 1 GAL. CONTAINERS)
1 1/4"	1/4
2"	1/2
3"	1
4"	2
5"	3
6"	4

Based on 5' screen lengths



(34)

Nu-Well

For cleaning encrusted well screens

CONTAINER SIZE	STOCK NO	EACH
1 Gallon jar	1GANW	63.44
4.5 pound	45LBNW	34.79

Thinz-It

Thinning agent

CONTAINER SIZE	STOCK NO	EACH
1 gallon	1GATHINZIT	46.65



TG Lite Thermal Grout

For Geothermal Heating & Cooling

SIZE	STOCK NO	EACH
50 lb.	50LBTHGRL	13.35



BH20 Grout


For Bore Hole Sealing & Geothermal Applications

SIZE	STOCK NO	EACH
50 lb.	50LBBH20GR	11.66

Check Valves

No 300 Strataflo Check Valve

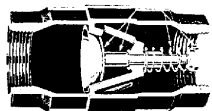
With buna S rubber poppets.



PIPE SIZE	LENGTH OVER-ALL	STOCK NO	EACH
3/4"	3 5/16"	34SF300	31.94

No 400 Strataflo Check Valve

With Metal Poppet



PIPE SIZE	LENGTH OVER-ALL	STOCK NO	EACH
1/2"	2 3/4"	12SF400	33.38
3/4"	3 5/16"	34SF400	39.06
1"	3 11/16"	1SF400	53.90
1 1/4"	4 1/2"	114SF400	73.13
1 1/2"	4 7/8"	112SF400	83.88
2"	5 9/16"	2SF400	119.10

500SB Series Silicone-Bronze Lead Free

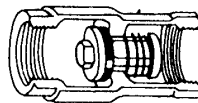


PIPE SIZE	STOCK NO	EACH
1/2"	SI501SB	32.38
3/4"	SI502SB	32.78
1"	SI503SB	35.65
1 1/4"	SI504SB	48.34
1 1/2"	SI505SB	66.13
2"	SI506SB	106.97

strataflo.com

No 5300 Midwest Check Valve

With Bronze poppet and poppet stem with monel metal spring and flat black rubber facing.



PIPE SIZE	ENTERS PIPE	STOCK NO	EACH
3/4"	2"	34MI5300	39.87
1"	2"	1MI5300	42.58
1 1/4"	2 1/2"	114MI5300	53.70
1 1/2"	3"	112MI5300	76.64
2"	3 1/2"	2MI5300	107.75
3"	6"	3MI5300	444.64
4"	8"	4MI5300	803.67

538-S Midwest Two Hole Check Valve

Heavy red brass.
One 1/8" and one 1/4" pipe tapping.



PIPE SIZE	ENTERS PIPE	STOCK NO	EACH
1"	1 1/4"	1MI538S	55.34
1 1/4"	1 3/4"	114MI538S	61.56

600 Series Simmons Check Valve

With Buna-N O-Ring, FIP x MIP



PIPE SIZE	STOCK NO	EACH
1 x 1 1/4"	SI617SB	36.76
1 1/4 x 1 1/4"	SI618SB	46.97

670 Series Simmons Check Valve

DUCTILE IRON

PIPE SIZE	STOCK NO	EACH
3"	SI670SB	247.65
4"	SI671SB	391.45

680 Series Simmons Check Valve

DUCTILE IRON

PIPE SIZE	STOCK NO	EACH
8"	880DI	1846.26

maassmidwest.com

Foot Valves

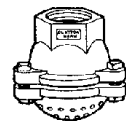
No 400 Series Simmons Foot Valve



PIPE SIZE	STOCK NO	EACH
3/4"	SI452SB	28.86
1"	SI453SB	32.08
1 1/4"	SI404SB	37.63
1 1/2"	SI456SB	62.50
2"	SI457SB	99.14

No 540 Midwest Foot Valve with Strainer


Black—Cast Iron, Tapped S.P.S.



PIPE SIZE	STOCK NO	EACH
3"	3MI540	118.07
4"	4MI540	214.20

simmonsmsg.com

Miscellaneous Well Supplies



(34)
Brady Air Volume Controls

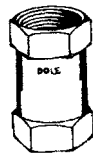
STOCK NO	EACH
AV45	32.44

(34)
Air Volume Control

DESCRIPTION	STOCK NO	EACH
Deep well, Steel case	1223WJ	45.75

(34)
Merrill Tank Float


DESCRIPTION	STOCK NO	EACH
16"	ME16	28.12



(24)
Dole Flow Controls
 Simple, self-cleaning device designed to deliver a constant volume of water from any outlet whether pressure is 15 PSI or as high as 125 PSI.
GX Series, 1" female inlet/outlet connection

FLOW(GPM)	STOCK NO	EACH
4.0	1DO4GX	53.08
5.0	1CDX5	53.08
6.0	1CDX6	53.08
8.0	1DO8GX	53.08
10.0	1DO10GX	53.08

simmonsrf.com



(34)
Class 9013FSG-2 Form P Square D Pumptrols

- For 1/4" pipe tap.
- A compact, modern, two-pole pressure switch especially designed for use with motor-driven domestic water systems or other low pressure pumping equipment.
- Provides automatic pressure control for single phase or polyphase motors used with this type of pressure equipment.
- Removal of cover exposes entire mechanism.
- Vertical, visible silver contacts.
- Has 1/2" conduit openings.

MODEL	PRESSURE SET	STOCK NO	EACH
9013FSG-2	20-40	FSG240	18.38
9013FSG-2	30-50	FSG250	18.38
9013FSG-2	40-60	FSG260	18.38
9013GSG-2	40-60	GSG2	83.02
9013FSG-2-M4	30-60	FSG2M4	31.41



(34)
Deluxe Submersible Torque Arrestors
 For protecting submersible pumps from starting torque damage. 4" to 8" well casing, 1/4" drop pipe

STOCK NO	EACH
SI1350	9.87

Miscellaneous Well Supplies

maassmidwest.com

simmonsmfg.com

americgranby.com



(34)
**No. 442
Flush Cap Cylinder**

Barrel of seamless brass tubing.
Caps and valves all bronze.

I.D. AND STROKE	CAP TAPPED	STOCK NO	EACH
1 ¹ / ₁₆ x 10"	1"	11116STCY	180.35
2 x 10"	1 ¹ / ₄ "	2STCY	195.68
2 ¹ / ₄ x 10"	1 ¹ / ₄ "	214STCY	211.48
2 ¹ / ₂ x 10"	1 ¹ / ₄ "	212STCY	238.29



(48)
Swage Nipple

SIZE	STOCK NO	EACH
3 x 2"	3X2SWN	188.12
4 x 3"	4X3SWN	273.85
6 x 5"	6X5SWN	819.34



(34)
**Simmons
Sanitary Well Cap**

Single pipe well seals
for shallow well jet installations.

SIZE	STOCK NO	EACH
2" x 1"	SI107	24.13

(34)
Watertight Well Caps

SIZE	STOCK NO	EACH
4"	4VPWC	44.50
4 ¹ / ₂ "	45VPWC	60.61
6"	6VPWC	56.53

(34)
**Simmons
Sanitary Well Seal**

- Single Drop Pipe
- Submersible Pump

Solid Top Plate

SIZE	STOCK NO	EACH
4 x 1"	.3014X1	29.39
4 x 1 ¹ / ₄ "	.0494X114	29.92
5 x 1 ¹ / ₄ "	.3245X114	32.63
6 x 1 ¹ / ₄ "	.3146X114	48.70

(34)
**Lemco
Drawdown Well Seal**

Prevents air from entering submersible pumps
in low water level wells, increasing the life on the
pump & generally increasing the yield of the vein.

SIZE	STOCK NO	EACH
4 x 1"	4X1LESE	57.75



(34)
Cup Leathers

No. 41
Made from finest oak tan leather.
Recommended for shallow wells.
Dry finish, no wax.

SIZE	STOCK NO	EACH
2" x 1 ⁵ / ₁₆ "	.241CULE	6.84
3" x 2"	.341CULE	10.13
4" x 3"	.441CULE	18.67

No. 42
Same high quality leather.
Due to special finish (black) given to these cups,
they are especially recommended for moderately
deep wells.

SIZE	STOCK NO	EACH
2" x 1 ⁵ / ₁₆ "	.242CULE	6.84

No. 44
Premium quality oak tan leather.
Treated with special oils to make the soft & pliable.
Gives outstanding service in electric pump water
systems.

SIZE	STOCK NO	EACH
1 ¹ / ₄ " x 1/2"	114X1244CULE	4.77
1 ¹ / ₂ " x 1/2"	112X1244CULE	5.39
2"	.244CULE	6.84
2 ¹ / ₂ "	.21244CULE	8.35

(21)
**No. 700
Lower Valve Leathers**

ID	OD	STOCK NO	EACH
3"	3 ¹ / ₂ "	3700VALE	7.90



(34)
**4" Septic
Inspection Plug**

- Lubricated rubber ring
for easy installation.
- Cast aluminum.
- Fits PVC & Cast Iron.

STOCK NO	EACH
4INPL	16.17



(34)
4" Septic Vent Cap

- For residential septic systems
- 3/16" Cast aluminum walls for strength and
weather resistance; no discoloration or rust.
- 2 opposed stainless steel set screws
for positive grip
- 4 bosses for solid support; eliminates tilting.
- Fits PVC and cast iron

STOCK NO	EACH
4SVC	13.18



Miscellaneous Well Supplies

wellmaster.ca

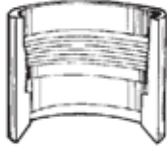
maassmidwest.com

(34)

Drive Shoes

Features

- Heat treated for maximum hardness
- Highest quality seamless steel tube (to A.P.I. specs.)
- Concentric machining assures straight setting in well
- Painted to enhance appearance and corrosion-resistance



SIZE	STOCK NO	EACH
Threaded, Cable Tool Style		
4"941285	61.23
6"941289	109.02
Weld On, Cable Tool Style		
4"941318	58.46
6"941322	97.17
8"8WELDS	278.08
Threaded, Rotary Style		
4"941383	66.36
6"941388	109.02
Weld On, Rotary Style		
4"941393	59.65
6"941391	109.02
8"8ROWELDS	278.08

(34)

Galvanized Steel Pump Rods

SIZE	LENGTHS PER BUNDLE	STOCK NO	EACH
7/16 x 21	10	.716X21PURO	49.96

(34)

No. 720 Hexagon Coupling

Female Rod to Female Rod
Made from solid bars of cold rolled steel.
Galvanized inside and outside.

SIZE	STOCK NO	EACH
7/16 x 7/16"716X716ROC	1.53
5/8 x 7/16"58X716ROC	4.04

(34)

Manila Rope

Cut-to-Measure Per Foot

SIZE	STOCK NO	EACH
1"1MARO	1.34

(00)

Sand

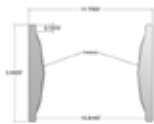
BAG SIZE	STOCK NO	EACH
50 lb.15REFLSA	15.26
50 lb.30REFLSA	17.32

(02E)

R&D Coupling – Black

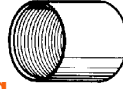
Reamed & Drifted, 8 V. Thread 11.750" O.D.

SIZE	STOCK NO	EACH
10"10BSWWC	220.88



(34)

No. 434J Thinwall Turned Coupling



SIZE	O.D.	STOCK NO	EACH
1 1/4 x 1 1/4"	1 13/16"	.114434J	12.78

(34)

No. 623 Tool coupling

For use with well tools and drill rods.
Standard pipe threads



PIPE SIZE	O.D. INCHES	STOCK NO	EACH
1"	1 5/8"	.1623TOC	17.85

(02e)

P & R Drive Couplings



SIZE	STOCK NO	EACH
Galvanized		
1"1GSPRC	0
1 1/4"114GSPRC	23.25
1 1/2"112GSPRC	26.74
2"2GSPRC	34.49
Black		
2"2BSPRC	26.74
3"3BSPRC	37.98
4"4BSPRC	58.90
5"5BSPRC	75.56
6"6BSWWC	80.60
8"8BSWWC	145.70

(34)

No 618 Drive Cap

Malleable Iron with air vent in top



SIZE	STOCK NO	EACH
1 1/4"114DRCAP	14.46
2"2DRCAP	38.24

(02)

Arrow Sample Tap



SIZE	STOCK NO	EACH
1/2"301PE	9.11
3/4"302PE	9.79

Monitoring Well Products ⁽³³⁾

johnsonscreens.com



304 Stainless Steel Monitoring Screens

SIZE	SLOT	DESCRIPTION	STOCK NO	EACH
2" x 5'	10	MIPxFIP	.2X510SMXF	319.42
2" x 5'	10	M&F Flush	.2X510SMF	319.42
2" x 5'	10	MIPxPlate	.2X510S	346.33
2" x 10'	10	MIPxPlate	.2X1010S	532.56

304 Stainless Steel Monitoring Fittings

SIZE	DESCRIPTION	STOCK NO	EACH
2"	Fl. Male Plug	.2SSMOPL	69.00
2"	Fl. Female Cap	.2SSMOCA	69.00

PVC Slotted Monitoring Screens

SIZE	SLOT	DESCRIPTION	STOCK NO	EACH
Schedule 40				
2" x 5'	10	MxF Flush	.2X510SS40MF	29.65
2" x 10'	10	MxF Flush	.2X1010SS40MF	45.74
2" x 10'	10	Plain End	.2X1010PV	40.76

"Big Foot" PVC Monitoring Screens

SIZE	SLOT	DESCRIPTION	STOCK NO	EACH
4" x 10'	10	Plain End	.4X1010PV	126.14
4" x 10'	12	Plain End	.4X1012PV	126.14
4" x 10'	15	Plain End	.4X1015PV	126.14
4" x 10'	20	Plain End	.4X1020PV	126.14

PVC Monitoring Pipe

SIZE	DESCRIPTION	STOCK NO	EACH
Schedule 40			
2" x 5'	MxF Flush	.2X5S40MF	23.83
2" x 10'	MxF Flush	.2X10S40MF	37.21
4" x 10'	MxF Flush	.4X10S40MF	106.69

PVC Monitoring Fittings

SIZE	DESCRIPTION	STOCK NO	EACH
Schedule 40			
2"	Fl. Male Plug	.2PVMOP	7.67
2"	Fl. Female Cap	.2PVMOCAP	7.67
2"	Fl. Male Thr. Point	.2PVMFTP	14.06

Monitoring Well Products ⁽³⁴⁾

cresline.com

(08a)

ASTM F480 Class 200 PVC Well Casing with Belled End

SIZE	STOCK NO	FOOT
4" x 20'	4X20PVWCBE	5.00
5" x 20'	5X20PVWCBE	7.49
6" x 20'	6X20PVWCBE	10.86

(08)

Deep Socket Coupling

Slip x Slip

SIZE	STOCK NO	EACH
2"	2PVLC	4.49
4"	4PVLC	17.52

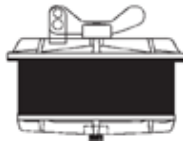
Morrison Monitor Manhole

SIZE	STOCK NO	EACH
Limited access manhole.		
8 x 12"	418XA	108.02
Limited access manhole. Welded Skirt.		
9 x 12"	418X	206.93



Morrison Monitoring Well Plugs

- Designed to be a tamperproof, watertight cover for monitoring and observation wells.
- It slips into the open end of a pipe and as the brass wing bolt is tightened, the seal expands to hold the plug in place.
- The "Test Well No Fill" warning is molded directly to the plastic body.
- The stainless steel lock lever swings out of the way for easy operation.
- Bright orange color is easy to spot in the field and helps to warn against unauthorized access.



SIZE	STOCK NO	EACH
4"	4678XA	37.67

morbros.com

(34)

Cherne Monitor Well Locking Plug

SIZE	STOCK NO	EACH
2"	CH271675	30.46



oatey.com

Yard Hydrants

(34)

Aluminum Locking Well Plug

SIZE	STOCK NO	EACH
6 ⁵ / ₈ "	6LOFICAP	47.57



(02)

Merrill Any Flow Frost Proof Yard Hydrant

SIZE	STOCK NO	EACH
3/4" x 6'	6WHMB	183.38



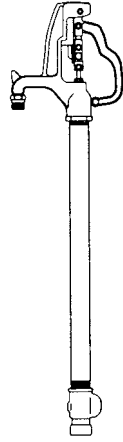
merrillmfg.com



(02)
Yard Hydrants

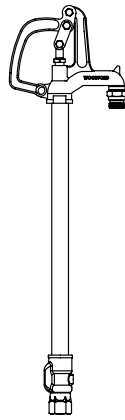
Low-Lead Freezeless Yard Hydrants

DESCRIPTION	STOCK NO	EACH
Model Y34		
3/4 x 6' bury.....	34X6Y34LL	255.94
3/4 x 7' bury.....	34X7Y34LL	267.10
Model Y1		
1 x 6' bury.....	1X6Y1LL	337.97
1 x 7' bury.....	1X7Y1LL	349.60



(02)
Freezeless Yard Hydrant

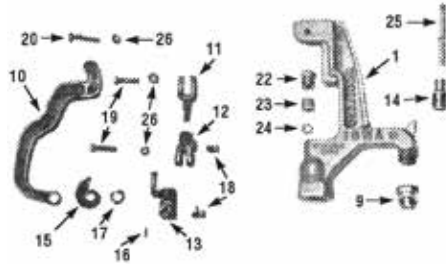
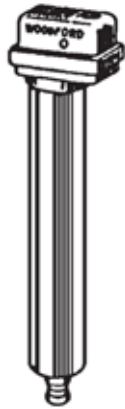
DESCRIPTION	STOCK NO	EACH
Model R34		
3/4 x 6'.....	R346	165.18
3/4 x 7'.....	R347	176.29



(02)
Thermaline Freezeless Mobile Home Water Connector

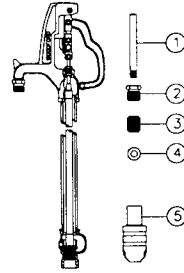
A compact unit especially designed to provide water service to mobile homes. Ideal wherever a freezeless sanitary tight line installation is needed, such as, waterers for livestock. The Thermaline is protected from freezing by a bonded polyurethane foam insulation molded in high strength plastic casing and a 15 watt portable insert heater which can be inserted and removed without interrupting the water service. When not in use, wheel handle at surface level shuts off water below the frostline and water above the frost line can be removed completely with forced air or suction pump.

SIZE	STOCK NO	EACH
3/4 x 7' bury.....	7YDHY	482.24

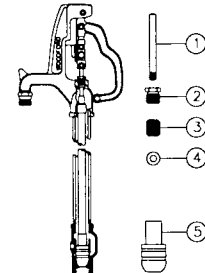


Y34/Y1 Head
See below for part number description and price

Repair Kits
(priced below)



- RK-Y34**
for Y34 Hydrant
1. 10104 Rod Stem
 2. 10100 Packing Nut
 3. 10101 Packing
 4. 10102 Support Washer
 5. 10105 Plunger



- RK-Y1**
for Y1 Hydrant
1. 10104 Rod Stem
 2. 10100 Packing Nut
 3. 10101 Packing
 4. 10102 Support Washer
 5. 10106 Plunger

(21)
Yard Hydrant Parts

CALL OUT	PART NO	DESCRIPTION	STOCK NO	EACH
For Model Y34				
1	15004	Head (with packing support washer)	WO15004	92.32
2	1003X	1" Pipe Casing (specify length)	Price on Application	
4	10105	Plunger (one piece)	WO10105	15.93
—	15003	Head Assembly, complete (see above)	WO15003	193.71
RK-Y34				
Repair Kit (see above)				
For Model Y1				
5	15002	Head (with packing support washer)	Price on Application	
6	1005X	1 1/4" Pipe Casing (specify length)	Price on Application	
7	10017	Valve Seat Body, 1" N.P.T. inlet	Price on Application	
8	10106	Plunger (one-piece)	WO10106	20.33
—	15001	Head Assembly, complete(see above)	WO15001	235.51
RK-Y1				
Repair Kit (see above)				
For either Y34 or Y1				
Brass Hose Nozzles				
9	10003	1" FPT to 3/4" male hose thread	Price on Application	
9	10004	3/4" FPT to 3/4" male hose thread	Price on Application	
10	10008	Lever	Price on Application	
11	10009	Upper Half of Link	Price on Application	
12	15007	Lower Half of Link with set screw	Price on Application	
13	15009	Clevis, with set screw	Price on Application	
—	15010	Hydrant Repair Kit	Price on Application	
15	10014	Disc Cam	Price on Application	
16	10015	Cam Retaining Pin	Price on Application	
17	10016	Spring Washer	Price on Application	
18	10019	Set Screw for Clevis and Link	Price on Application	
19	10020	Link Bolt, with nut (2 required), each	Price on Application	
20	10021	Lever Bolt, with nut	Price on Application	
21	1002X	Pipe Stem (specify length)	Price on Application	
23	10101	Packing	WO10101	3.33
24	10102	Packing Support Washer	Price on Application	
25	10103	Brass Rod Stem	Price on Application	

A. Buss Wires

Twin 16 AWG copper buss wires provide good current capability.

B. Matrix

A semiconductive polymer core whose electrical resistance varies with temperature. When process temperature drops, the core's heat output increases; conversely, as process temperature rises, heat output decreases.

C. Jacket

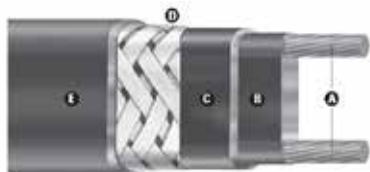
The flame retardant insulation jacket is a thermoplastic rubber material with excellent water resistance. It resists certain mildly corrosive chemicals.

D. Tinned Copper Braid

The braid covering the jacket provides an effective ground path and mechanical protection.

E. Overjacket

The Thermoplastic overcoat protects the braid, and is UV resistant.



NAMSR Self-Regulating Cable Spools

NAMSR Cable is constructed of a self-regulating polymer core that varies its output along its entire length, saving energy and eliminating hot spots along the pipe. Parallel construction makes it easier to install than series types of cable since it can be cut to length at any point on the pipe. It can be overlapped without overheating the cable. 10 year Warranty.



LENGTH	VOLTAGE	WATTAGE	STOCK NO	EACH
250'	120V	5W	WUSR5W1250	1201.28
500'	240V	5W	WUSR5W2500	2401.28



NAMSR Self-Regulating Kit with Plug

LENGTH	VOLTAGE	STOCK NO	EACH
50'	120V	WUSRK50	206.72
100'	120V	WUSRK100	352.00

Accessories

Power Connection Kit

Includes pipe mounting bracket and (1) end cap.

STOCK NO	EACH
WUSRPOWERKIT	45.44

Splice/Tee Kit

For Self-Regulated Cable. Includes (2) end caps.

STOCK NO	EACH
WUSRSPICEKIT	30.08

End Seal Kit

For Self-Regulated Cable.

STOCK NO	EACH
WUSRENDKIT	16.64

Lit End Cap

For Self-Regulated Cable.

STOCK NO	EACH
WUSRLENDCAP	196.48

Plug-In Cord with GFCI

GFCI cord set NAMSR cable series. 15 amp rated, 120V.

STOCK NO	EACH
WUCRDS15GFI	61.44

Unjacketed Indoor Freeze Protection Cable

Cable Spool

This non-jacketed cable is suitable for indoor residential pipe protection. The finished installation may require tape or a thermostatic plug. The Warmup range offers the key advantage of 5W/linear foot of heat output. This high-output cable provides better results, better protection against frost, all with less cable required. 1 year Warranty.



LENGTH	VOLTAGE	STOCK NO	EACH
250'	120V	WUSR5W1250U	451.20

Accessories

Connection and End Cap

STOCK NO	EACH
WUSRHTMK	20.48



Application Tape

for UJ Cable series 1/2" W x 66' L

STOCK NO	EACH
WUSRTAPEUJ	14.08



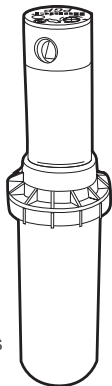
Warmup

The world's best-selling floor heating brand™

Sprinkling Equipment ⁽³⁴⁾

(Stocked in our St.Cloud branch Only)

hunterindustries.com



Hunter G-Type Gear Driven Single Stream Rotary Sprinkler

Model PGP 4" Pop-up Sprinkler with 12 interchangeable nozzles capable of varying the discharge rate from .4 GPM in a 15' radius to 14.4 GPM in a 52' radius.

Plastic riser, less check valve.

TYPE	RADIUS	FNPT INLET	MAX OPERATING PRESSURE	STOCK NO	EACH
Adjustable	40-360°	3/4"	75	PGPADJ	12.95

Rainbird Fixed Spray Sprinkler

4" spring retract pop-up sprinkler body only. LESS NOZZLES.

STOCK NO	EACH
SRS04	2.23

Plastic Nozzles, Variable Arc with 15' Coverage 15VAN. 1.76



Rainbird Plastic Nozzles

Hunter SRC Controller

- For residential or light commercial use.
- Easy to install.
- Indoor Mount cabinet.
- Up to 12 daily starts, 7-day calendar.
- Odd/even programming with 365-day clock.
- Rain sensor with easy override.
- AM/PM or 24 hour clock option.
- Start time stacking.
- Simple manual operation.



STATIONS	STATION TIMING	STOCK NO	EACH
6	0-90 Minutes (one minute increments)	SRC600I	174.45

Control Wire

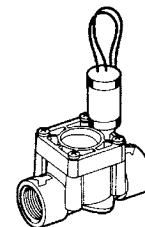
DESCRIPTION	STOCK NO	PRICE/FOOT
5-Wire 18 Ga. x 500'	1805M500	.37



Hunter Zone Valve

Plastic globe valve
Female slip inlet and outlet
Less flow control

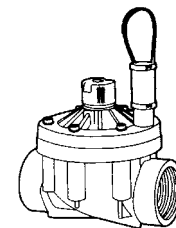
SIZE	OPERATING RANGE TO	STOCK NO	EACH
1"	125°	SRV100G	20.07



Hunter Zone Valves

Glass-filled nylon 200psi globe valve.
With flow control.

SIZE	STOCK NO	EACH
1 1/2"	ICV151G	112.48



3M Direct Bury Splice Kit

SIZE	STOCK NO	EACH
2-Pack	DBY	8.43



Ametek Valve Boxes

DESCRIPTION	DIMENSIONS	STOCK NO	EACH
Economy Valve Box	6" Round	6ECO	4.25
Standard 12 1/4" Box	21"L x 16"W	113BC	30.18



Sprinkling Equipment ⁽³⁴⁾

(Stocked in our St.Cloud branch Only)

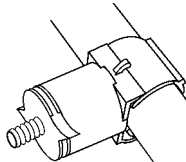
centralirrigationsupply.com

Tom King Blazing Saddles™ reduce costs of labor, training, tools, glue and primer as well as costly forgotten coring and drilling problems.

They are the quickest and easiest saddles on the market to install.

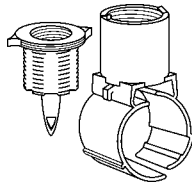
The higher the pressure the tighter the seal, and even if the saddles shift in the ground they continue to seal.

For both PVC and Polyethylene Poly Pipe.



"Blazing" Saddle

SIZE	STOCK NO	EACH
1 x swing pipe	1XSPBSA	3.65



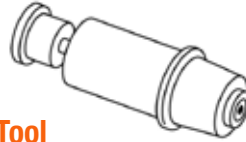
"Blazing" Saddles

SIZE	STOCK NO	EACH
1 x 3/4"	1X34FPSTA	3.49



Plastic Saddles

SIZE	STOCK NO	EACH
1 x 1/2"	100C	2.13



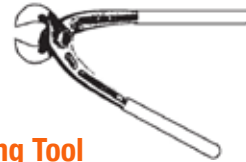
Saddle Coring Tool

STOCK NO	EACH
HC45	28.60



Stainless Steel Clamps

SIZE	STOCK NO	EACH
1"	331R	.32
1/4"	425R	.38



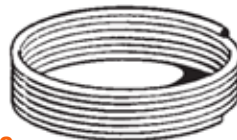
Oetiker Crimping Tool

STOCK NO	EACH
1098	28.46



Staking Flags

DESCRIPTION	STOCK NO	EACH
18" Blue	FLAG	.23



SP100 Swing Pipe

For use in conjunction with spiral barb fittings as a flexible swing joint assembly. 80PSI at 110 Fah.

SIZE	STOCK NO	EACH
1/2" x 100'	SP100	33.45




Spiral Barb Fittings

SIZE/DESCRIPTION	STOCK NO	EACH
1/2 MIP x 1/2 Barb 90 Ell.	SBE050	.27
3/4 MIP x 1/2 Barb 90 Ell.	SBE075	.29

Deltro Pump Start Relay

STOCK NO	EACH
PSR122	158.45



KF100 Kleen-Flo Intake Screen

- For filtering water taken from lakes, streams, reservoirs, and similar sources.
- Rust-protected cylindrical metal cage with a fine-mesh flexible slip-over fiberglass screen.
- Threaded pipe fitting adaptable to any intake tap up to 2" in diameter.
- 9" diameter, 28" high.
- Pumping capacity of 6,000 gallons per hour.

STOCK NO	EACH
KF100	75.55

Kleen-Flo Replacement Bag

KF101	22.45
-------	-------



Rubber Garden Hose

Single braid, reinforced, brass coupled, green.

ID	LENGTH	STOCK NO	EACH
5/8"	50'	58X50RUHO	51.23

Sprinkling Equipment ⁽²¹⁾

midlandindustries.com

Hose Fittings

Double Male Brass Hose Nipple



M.I.P.	M.H.T.	STOCK NO	EACH
1/2"	3/4"	12X34MHONI	9.88
3/4"	3/4"	34X34MHONI	8.88

Double Female Brass Hose Nipple



F.I.P.	F.H.T.	STOCK NO	EACH
Regular			
1/2"	3/4"	12X34FHONI	6.70
3/4"	3/4"	34X34FHONI	9.20

Swivel	F.H.T.	STOCK NO	EACH
3/4"	3/4"	34IPHOSW	9.86

F.H.T.	F.H.T.	STOCK NO	EACH
Swivel			
3/4"	3/4"	34X34HOSW	7.68

Male and Female Brass Hose Nipples



M.I.P.	F.H.T.	STOCK NO	EACH
1/2"	3/4"	34X12MFHONI	8.37

M.H.T.	F.I.P.	STOCK NO	EACH
3/4"	1/2"	12FIPX34MHTHONI	8.88
3/4"	3/4"	34FIPX34MHTHONI	11.78

Brass Hose End Cap

F.H.T.	STOCK NO	EACH
3/4"	34215CAP	3.30

Garden Hose Washers



STOCK NO	EACH
W-225 • 1/2", 5/8", 3/4"	
KIW225	20

For "Pipe-O-Let" fittings, see page 1031

Hose Fittings

Hose Coupling with Female End Only



HOSE SIZE	STOCK NO	EACH
5/8"	5885FHOC	9.91
3/4"	3485FHOC	10.68

3/4" Hose Coupling



HOSE SIZE	STOCK NO	EACH
3/4"	3485HOC	27.84

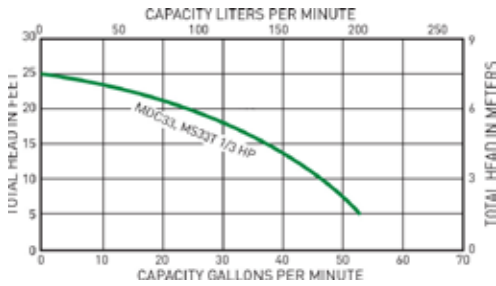
Globe Fire Equipment ⁽¹⁸⁾

Globe Bulb Sprinklers

1/2" Orifice—1/2" NPT.



STOCK NO	EACH
Pendant	
12165PE	13.31



MS33T10



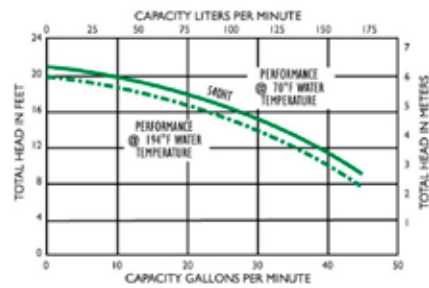
MDC33V1

MS & MDC Series Submersible Sump Pump

Zinc and cast iron construction. Raised inlet to prevent debris suction and reduce maintenance time. PSC motor to reduce energy consumption and provide a longer life. Multiple piggy-back automatic and manual switch options to fit in various basin sizes. 10' Cord 115v, 1 1/2" NPT discharge connection.

Handles 1/4" solids • 3 Year Warranty

SWITCHING	HP	MAX GPM	MAX HEAD	STOCK NO	EACH
PB Vertical	1/3	62	25	MDC33V1	224.48
PB Tethered	1/3	53	25	MS33T10	240.64

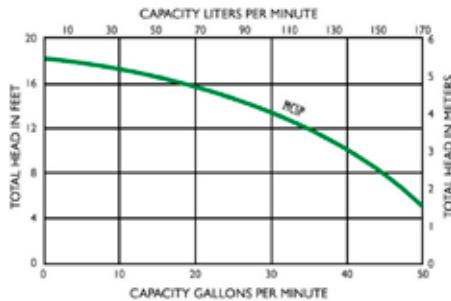


S40HT Series High Temp Effluent Pump

Can handle temperatures up to 194°F. Stainless steel hardware allows easy disassembly after extended service. A small, rugged, submersible, cast iron pump with a non-clog vortex impeller. Applications include: Boiler blow-down pits, condensate pits and hot water transfer. 20' Cord 115v, 1 1/2" NPT Discharge.

Handles 3/4" solids • 3 Year Warranty

SWITCHING	HP	MAX GPM	MAX HEAD	STOCK NO	EACH
PB Tethered	1/3	45	21	S40HT1P	951.68

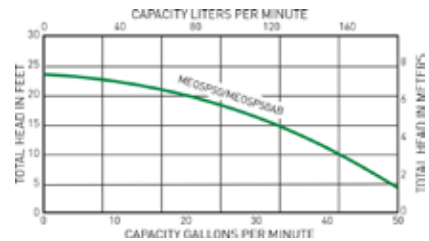


MCSP Series Thermoplastic Pedestal Sump Pump

Fits 12" diameter x 24" deep or larger sump pits. Corrosion-Resistant Thermoplastic. Vertical rod actuated micro switch. 6' Cord 115v, 1 1/4" NPT Discharge.

Handles 1/8" solids • 3 Year Warranty

SWITCHING	HP	MAX GPM	MAX HEAD	STOCK NO	EACH
Vertical	1/3	54	18	MCSP3	230.40

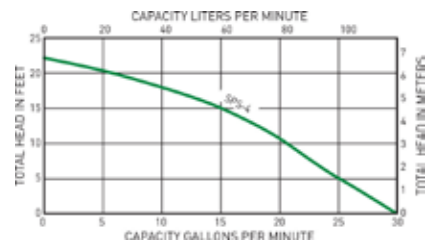


MEOSP50 Series Submersible Effluent Pumps

Oil-filled motor with automatic reset thermal overload. Piggy-back plug available for easy maintenance and replacement. Heavy duty cast iron construction. 20' Cord 115v, 1 1/2" or 2" NPT Discharge.

Handles 5/8" solids • 3 Year Warranty

SWITCHING	HP	MAX GPM	MAX HEAD	STOCK NO	EACH
Manual	1/2	60	25	MEOSP50M120	793.60

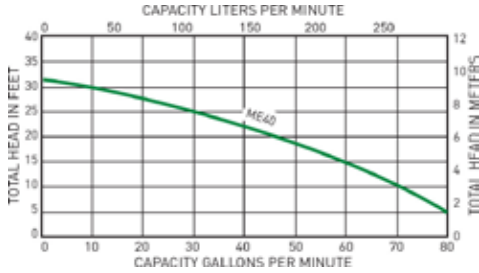


SPS-4 Series Thermoplastic Submersible Utility Pump

The Myers SPS-4 pump is the ideal solution for a wide range of water drainage and circulation light-duty applications. Shallow flooded areas can be dewatered quickly and efficiently with this powerful and economical utility pump. 8' Cord 115v, Garden hose adapter, 1" Discharge.

Handles 1/8" solids • 1 Year Warranty

SWITCHING	HP	MAX GPM	MAX HEAD	STOCK NO	EACH
Manual	1/4	30	22	SPS4	238.72

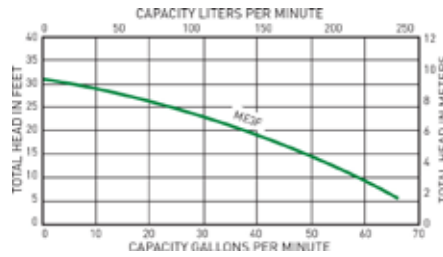


ME40 Series Effluent & Drain Water Pumps

Positive sealing, quick-connect float and switch cords. Enclosed design for high-efficiency pumping eliminates possibility of jamming between impeller and volute. Lower ball bearing and heavy-duty, type 6 seal for added pump life. 20' Cord 115v, 1/2" NPT Discharge.

Handles 3/4" solids • 3 Year Warranty

SWITCHING	HP	MAX GPM	MAX HEAD	STOCK NO	EACH
Manual	1/10	80	32	ME40MC11	492.16
Tethered	1/10	80	32	ME40AC11	486.62

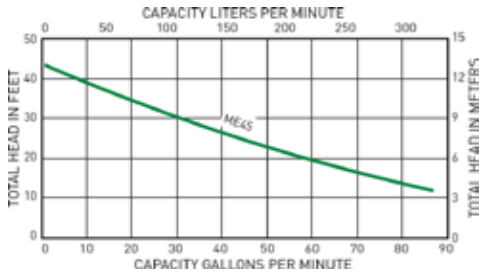


ME3 Series High Head and High Flow Submersible Effluent Pump

Overload protected, Oil-filled motor for maximum heat dissipation and continuous bearing lubrication. Cast iron construction. 20' Cord, 1 1/2" NPT Discharge.

Handles 3/4" solids • 3 Year Warranty

SWITCHING	HP	MAX GPM	MAX HEAD	VOLTAGE	STOCK NO	EACH
PB Tethered	1/3	66	31	115	ME3F11P	472.96
Manual	1/3	66	31	230	ME3F21	442.24



ME45 Series Cast Iron Submersible Effluent Pump

Positive sealing, quick-connect float and switch cords. Enclosed design for high-efficiency pumping eliminates possibility of jamming between impeller and volute. Lower ball bearing and heavy-duty, type 6 seal for added pump life. 20' Cord 115v, 2" NPT Discharge.

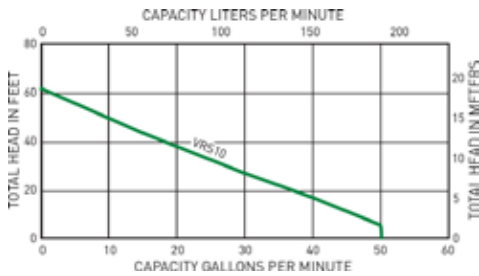
Handles 3/4" solids • 3 Year Warranty

SWITCHING	HP	MAX GPM	MAX HEAD	CORD LENGTH	STOCK NO	EACH
Manual	1/2	87	44	20'	ME45MC11	567.04



3" Flanged Discharge Kit

STOCK NO	EACH
513520137	156.67

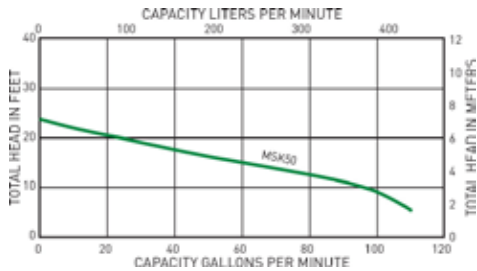


VRS10 Series Residential/Commercial Submersible Grinder Pump

Heat Sensor automatically resets when motor has cooled. Cable Entry System – cable jacket sealed by compression fitting and individual wires sealed by compression grommet for double seal protection against water ingress. 20' Cord 115v, 2" NPT Discharge.

SWITCHING	HP	MAX GPM	MAX HEAD	CORD LENGTH	STOCK NO	EACH
Manual	1	49	61	20'	VRS10M11	1856.00

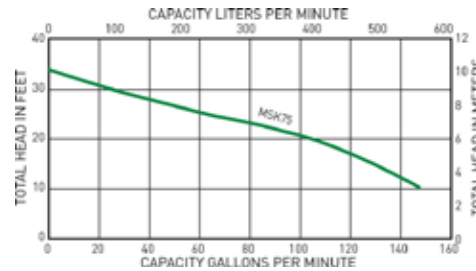




MSK50 Series Residential Wastewater & Sewage Pump

Carbon/Ceramic type 21 mechanical seal. Oil-filled motor with automatic reset thermal overload for maximum protection. Upper and lower single-row ball-bearing construction. 20' Cord, 2" NPT Discharge. **Handles 2" solids • 3 Year Warranty**

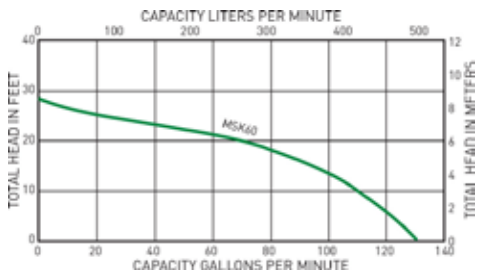
SWITCHING	HP	MAX GPM	MAX HEAD	VOLTAGE	STOCK NO	EACH
Manual	1/2	120	24	230	MSK50M2	1192.96



MSK75 Series Wastewater & Sewage Pumps

Carbon/Ceramic type 21 mechanical seal. Oil-filled motor with automatic reset thermal overload for maximum protection. Upper and lower single-row ball-bearing construction. 20' Cord, 2" NPT Discharge. **Handles 2" solids • 3 Year Warranty**

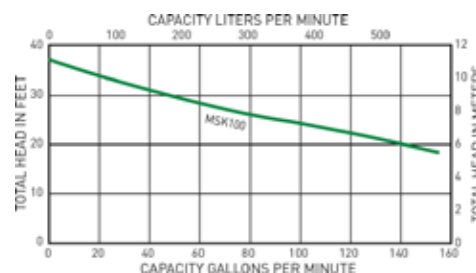
SWITCHING	HP	MAX GPM	MAX HEAD	VOLTAGE	STOCK NO	EACH
Manual	3/4	150	33	230	MSK75M2	1575.68



MSK60 Series Wastewater & Sewage Pumps

Carbon/Ceramic type 21 mechanical seal. Oil-filled motor with automatic reset thermal overload for maximum protection. Upper and lower single-row ball-bearing construction. 20' Cord, 2" NPT Discharge. **Handles 2" solids • 3 Year Warranty**

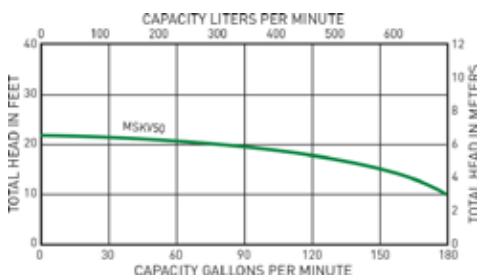
SWITCHING	HP	MAX GPM	MAX HEAD	VOLTAGE	STOCK NO	EACH
Manual	5/10	130	28	115	MSK60M1	1401.60
Manual	5/10	130	28	230	MSK60M2	1440.00



MSK100 Series Wastewater & Sewage Pump

Carbon/Ceramic type 21 mechanical seal. Oil-filled motor with automatic reset thermal overload for maximum protection. Upper and lower single-row ball-bearing construction. 20' Cord, 2" NPT Discharge. **Handles 2" solids • 3 Year Warranty**

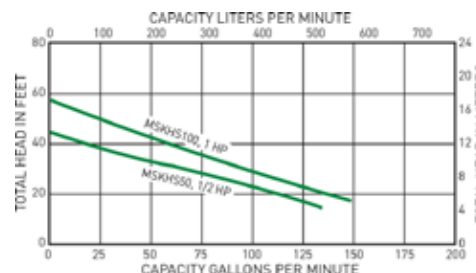
SWITCHING	HP	MAX GPM	MAX HEAD	VOLTAGE	STOCK NO	EACH
Manual	1	160	38	230	MSK100M2	1676.16



MSKV50 Series Sewage Pumps with Recessed Vortex Impeller

Allows pumping of stringy material and reduces clogging. Carbon/Ceramic type 21 mechanical seal. Oil-filled motor with automatic reset thermal overload for maximum protection. Lower single-row ball-bearing construction. 2" NPT Discharge 115v. **Handles 2" solids • 3 Year Warranty**

SWITCHING	HP	MAX GPM	MAX HEAD	CORD LENGTH	STOCK NO	EACH
Manual	1/2	180	22	20'	MSKV50M1	769.28
PB Tethered	1/2	180	22	10'	MSKV50AW1	824.32
PB Tethered	1/2	180	22	20'	MSKV50AW120	829.44



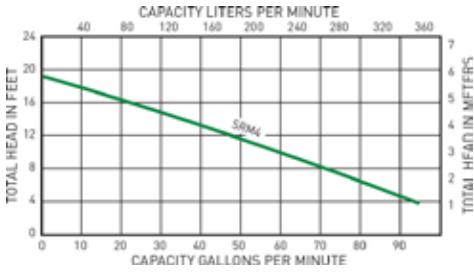
MSKHS Series Wastewater & Sewage Pumps

Residential or commercial building applications. Carbon/Ceramic type 21 mechanical seal. Oil-filled motor with automatic reset thermal overload for maximum protection. Upper and lower single-row ball-bearing construction. 20' Cord, 2" NPT Discharge. **Handles 2" solids • 3 Year Warranty**

SWITCHING	HP	MAX GPM	MAX HEAD	VOLTAGE	STOCK NO	EACH
PB Tethered	1/2	138	45	115	MSKHS50A1	1912.96
Manual	1/2	138	45	230	MSKHS50M2	1836.16
Manual	1	160	58	230	MSKHS100M2	1792.64

Sewage Pumps and Battery Backup Systems ⁽⁵¹⁾

femyers.com

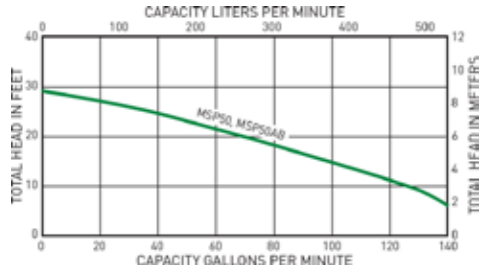


SRM4 Series Sewage Pumps

Power for versatile residential septic tank applications. Rotary shaft seal has carbon and ceramic faces for positive seal. Thermal overload protection with automatic reset. 2" NPT Discharge, 115v.

Handles 2" solids • 3 Year Warranty

SWITCHING	HP	MAX GPM	MAX HEAD	CORD LENGTH	STOCK NO	EACH
Manual	1/10	90	19	20'	SRM4MTC	575.36

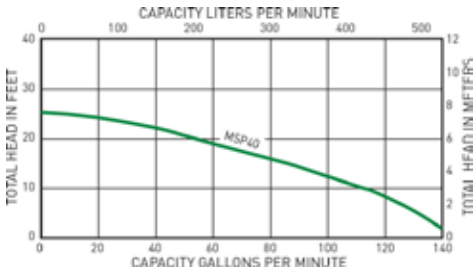


MSP50 Series Submersible Sewage Pumps

Positive sealing, quick-connect float and switch cords. Enclosed design for high-efficiency pumping eliminates possibility of jamming between impeller and volute. Lower ball bearing and heavy-duty, type 6 seal. 2" NPT Discharge, 115v.

Handles 1 1/2" solids • 3 Year Warranty

SWITCHING	HP	MAX GPM	MAX HEAD	CORD LENGTH	STOCK NO	EACH
Manual	1/2	140	28	20'	MSP50M1	1345.92
PB Diaphragm	1/2	140	28	10'	MSP50A1	1338.88



MSP40 Series Residential Sewage & Wastewater Pumps

Carbon/Ceramic type 21 mechanical seal. Oil-filled motor with automatic reset thermal overload for maximum protection. Upper and lower single-row ball-bearing construction. 2" NPT Discharge, 115v.

Handles 1 1/4" solids • 3 Year Warranty

SWITCHING	HP	MAX GPM	MAX HEAD	CORD LENGTH	STOCK NO	EACH
Manual	1/10	130	26	10'	MSP40M1	890.88
Manual	1/10	130	26	20'	MSP40M120	931.84
PB Diaphragm	1/10	130	26	10'	MSP40A1	967.04

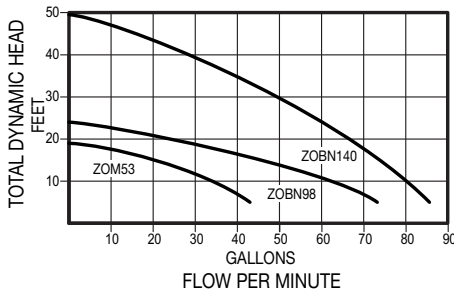


(21)

Replacement Switches

MODEL/STOCK NO	DESCRIPTION	EACH
517524037	Switch for MSP40/MSP50. (8-1/2" switch setting, 10' cord, 115v.)	195.84





53/98 Series



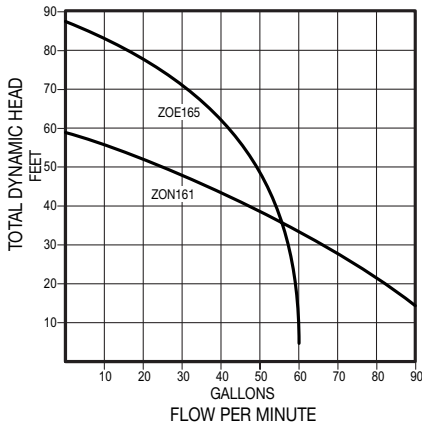
140 Series

Series 53 Cast iron Submersible Effluent Pump

"Flow-Mate" 1 1/2" NPT Discharge

Models 53 & 98 Handles 1/2" solids • Model 140 Handles 3/4" solids

SWITCHING	HP	RPM	CORD LENGTH	STOCK NO	EACH
Automatic	1/3	1550	9'	ZOM53	221.96
Automatic	1/3	1550	35'	ZOM5335	278.39
Piggyback Variable Level Float Switch					
Automatic	1/3	1550	9'	ZOBN53	251.30
Automatic	1/2	1725	15'	ZOBN98	365.67
Automatic	1	3450	20'	ZOBN140	694.47



Series 161/165 Single Seal Series Submersible Effluent Pump

High Head "Flow-Mate" 1 1/2" NPT Discharge

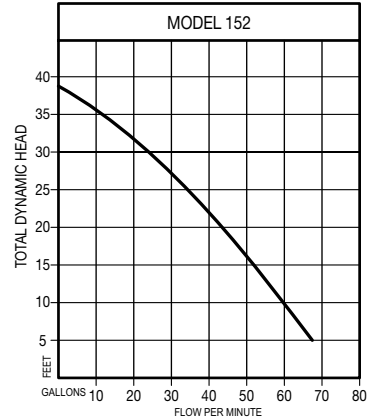
SWITCHING	HP	RPM	CORD LENGTH	STOCK NO	EACH
1Ph 115v					
Manual	1/2	3450	20'	ZON161	1049.60
1Ph 230v					
Manual	1	3450	20'	ZOE165	1240.71

Series 264 & 267 Series Sewage/Effluent Pump

"Waste-Mate" 2" NPT Discharge

Piggyback Variable Level Float Switch

SWITCHING	HP	RPM	CORD LENGTH	STOCK NO	EACH
Automatic	4/10	1725	15'	ZOBN264	425.86
Automatic	1/2	1725	10'	ZOBN267	492.82



152 Series Effluent Pump

- 3/4" Solids
- 1 1/2" Discharge
- Includes 1 1/2" - 2" PVC Adapter



Cast Iron

SWITCHING	HP	RPM	CORD LENGTH	STOCK NO	EACH
Automatic	4/10	3450	20'	ZOBN152	423.60

Liberty Sump and Effluent Pumps ⁽⁵¹⁾

libertypumps.com

Liberty 404/405 Drain Pumps

- Fully automatic operation
- QuickTree® technology
- Oil filled, thermally protected
- 3/8" solids-handling



Model 404 "Short Profile" • Model 405 Commercial High-Head High Temperature

SIZE	HP	RPM	CORD LENGTH	DISCHARGE	CAPACITY	STOCK NO	EACH
11 ¹ / ₈ "H x 13 ³ / ₄ "W	1/3	3450	10' 115V	1 ¹ / ₂ "	4.3 gal.	LI404	343.50
14 ¹ / ₈ "H x 13 ³ / ₄ "W	1/2	3450	10' 115V	2"	5.5 gal.	LI405	490.50

Liberty 247 Cast Iron Submersible Sump Pump

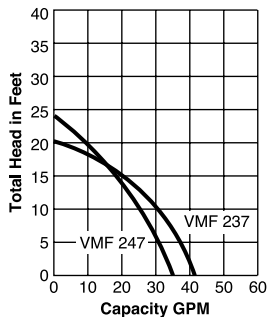
Automatic

- Patented VMF(vertical magnet float) switch technology
- Oil filled motor with thermal overload protection
- 1/4 HP, 115v, 60Hz, 3400 rpm, 9.2 amp motor
- One piece cast iron "uni-body", eliminating lower motor seal ring
- For smaller pits, down to 10"
- 10' quick-disconnect cord
- 1¹/₂" discharge and mid-mounted "peripheral-port" intake



Handles 1/4" solids

STOCK NO	EACH
LI247	195.75



Liberty 237 Aluminum/Polypropylene Submersible Sump Pump

Automatic

- Patented VMF(vertical magnet float) switch technology
- Oil filled motor with thermal overload protection
- 1/3 HP, 115v, 60Hz, 1725 rpm, 5.2 amp motor
- Body is finned anodized aluminum (better cooling) and polypropylene
- For smaller pits, down to 10"
- 10' quick-disconnect cord
- Removable base allows suction down to 1/8"



STOCK NO	EACH
LI237	200.25

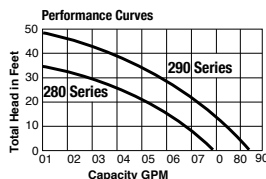
Liberty 283-2 "Mid-Range" Submersible Sump/Effluent Pump

For on-site waste water systems, liquid waste transfer and commercial heavy-duty sump pump applications that require higher head or more flow.

- Vortex style impeller, permitting passage of solids up to 3/4"
- 416 stainless steel rotor shaft
- 1¹/₂" discharge
- 25' UL approved piggy-back power cord



STOCK NO	EACH
LI2832	369.00
LI287	313.50
LI2932	465.75



HT40/450 Series High Temp Submersible Pump

Automatic - 115v

SWITCHING	HP	SOLIDS	CORD LENGTH	DISCHARGE	STOCK NO	EACH
Automatic	1/10	3/4"	10'	1 ¹ / ₂ " FNPT	LIHT41A	522.00
Automatic	1/2	3/8"	10'	1 ¹ / ₂ " FNPT	LIHT453	423.75



FL Series Effluent Pumps

Cast iron housing. Oil-filled, hermetically sealed motors.

3/4" Solids Handling

SWITCHING	HP	VOLTAGE	RPM	CORD LENGTH	DISCHARGE	STOCK NO	EACH
Manual	1/2	115	3450	10'	1 ¹ / ₂ " & 2"	LIFL51M	735.75
Manual	1	208-230	3450	25'	1 ¹ / ₂ " & 2"	LIFL102M2	1073.25



PRG-Series Residential Grinder Pump

Manual - 115v

SWITCHING	HP	AMPS	CORD LENGTH	DISCHARGE	STOCK NO	EACH
Manual	1	12	10'	2" FNPT	LIPRG101M	1266.75



StormCell® Sump Pump Combo Series

Pre-assembled Primary Pump and Battery Backup System

- Model 457 Pump, 115 V
- 442-10A backup pump system
- 1-1/2" PVC piping with rubber coupler between primary pump and back-up pump
- Check valve included on primary and back-up pump
- Completely assembled
- 3/8" solids handling, maximum fluid temp 140° F

Battery not included see below.

SWITCHING	HP	AMPS	CORD LENGTH	DISCHARGE	NIGHTEYE	STOCK NO	EACH
Auto	1/2	7.3	10'	1 ¹ / ₂ "	No	LIPC45744210A	1226.25
Auto	1/2	7.3	10'	1 ¹ / ₂ "	Yes	LIPC45744210AEYE	1529.25



StormCell® Batteries

Group 27, Severe Duty

- Flooded Maintenance Free
- Amp hour rating - 105AH,
- RC minutes - 125,
- CA Rating - 875, Weight 47 lbs.

STOCK NO	EACH
LIB12V27WET	304.50



Liberty Model SJ10

Sump Jet Water Powered Back-Up Pump

- 1-1/4" Discharge.
- 3/4" NPT water inlet connection. (optional hose connector included)

Requires NO electricity.

STOCK NO	EACH
LISJ10	240.00



NightEye® Wireless Enabled Pump Alarm

Intelligent pump monitoring and alarms sent to your smart device with a free app download. No service or subscription fees. 120v with 9v battery backup. Audible alarms and LED warning lights on device. Two switch styles available. Snap-on float not recommended for sewage applications.

MODEL	FLOAT STYLE	CORD LENGTH	STOCK NO	EACH
ALM-P1-EYE	Compact Snap-on	10'	LIALMP1EYE	397.50
ALM-2-EYE	Wide-angle	20'	LIALM2EYE	401.25



Residential Sewage Package

Durable 21" x 30" polypropylene basin
Pre-assembled with LE41A pump

STOCK NO	EACH
LI372LE41A	636.75
Pressure testable LI372XLLE41A	707.25

P382LE41 Shallow Package Sewage System

1/10 HP, 115v, single phase
Automatic, 2" discharge

STOCK NO	EACH
P382LE41	636.75

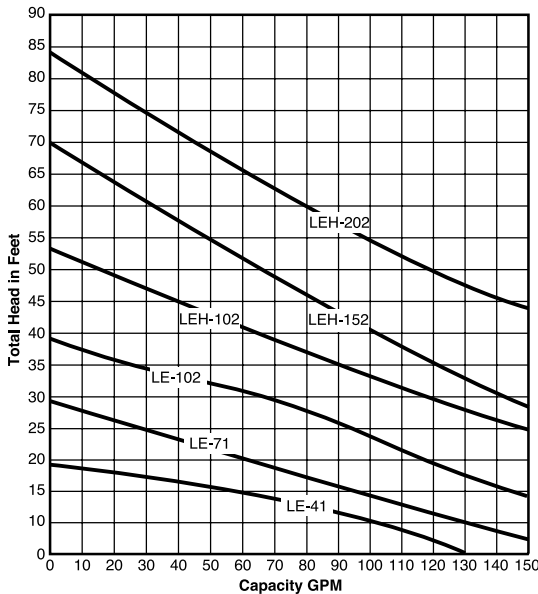


8" Basin Extension

Includes: Gasket, stainless steel bolts and longer QuickTree for float mounting.

For PRO370 & PRO380

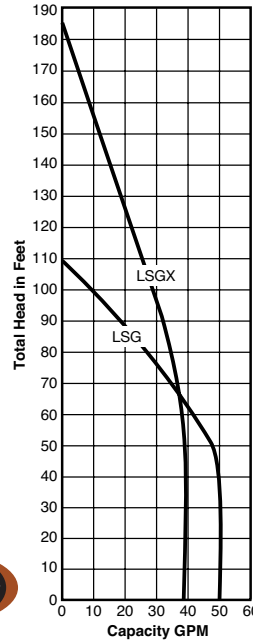
STOCK NO	EACH
LIX8	195.75



LE Series Sewage Pumps

Cast iron housing. Oil-filled, hermetically sealed motors.

SWITCHING	HP	RPM	CORD LENGTH	DISCHARGE	STOCK NO	EACH
115 Volts • Handles 2" solids						
Automatic	1/10	1550	10'	2" FNPT	LILE41A	418.50
Manual	3/4	1725	10'	2" Flanged	LILE71M2	741.75
208/230 Volts • Handles 2" solids						
Manual	1	1725	10'	2" Flanged	LILE102M2	836.25
Manual	1.5	3450	10'	2" Flanged	LILEH152M2	1498.50
230 Volts • Handles 2" solids						
Manual	1	3450	10'	2" Flanged	LILEH102M2	965.25
Manual	2	2450	10'	2" Flanged	LILEH202M2	1650.75



LSGX Series Grinder Package - Omnivore

The RE/REX-Series is engineered as an easy drop-in core replacement for E/One® GP200, GP2000 and Extreme D-Series systems. Includes 8' drop rope. 208/230 Volts. "RE" models use GP200/GP2000 systems. "REX" models use new Extreme D-series hooded connector.



SWITCHING	HP	DISCHARGE	CORD	STAGE	STOCK NO	EACH
Automatic	2	1 1/4" NPT	10'	2 Stage	LILSGX202RE	4240.50
Automatic	2	1 1/4" NPT	10'	2 Stage	LILSGX202REX	4287.00



LSG Series Grinder Pump - Omnivore

V-Slice technology. Stainless steel impeller. 208/230 Volts



SWITCHING	HP	RPM	CORD LENGTH	DISCHARGE	STOCK NO	EACH
Automatic	2	3450	25'	1 1/4" FNPT	LILSG202A	1949.25
Automatic	2	3450	25'	1 1/4" FNPT	LILSGX202A	2763.75

Accessories

Cast Iron 90° Ell

With gaskets & stainless steel bolts

MODEL	STOCK NO	EACH
G90	LIG90	42.75

Piggy-Back Float Switch

25 foot for LSG Grinder Pumps, H152 & H202 Sewage Pumps

MODEL	STOCK NO	EACH
LIK001136	LIK001136	114.75

Cast Iron Guide Rail Base

With internal ball check valve

MODEL	STOCK NO	EACH
GR20	LIGR20	175.50

ACV125

Anti-Siphon Check Valve

MODEL	STOCK NO	EACH
LIACV125	LIACV125	87.75

Replacement Cords

25' Quick Connect

VOLTAGE	STOCK NO	EACH
115v	LIK001008	36.00
230v	LIK001059	36.00

3" Flanged Discharge Kit

MODEL	STOCK NO	EACH
LIK001222	LIK001222	39.00

Glentronic Sump Pump Equipment ⁽⁵¹⁾

glentronics.com

PHCC Pro Series Battery Backup Sump Pump Systems

Designed for the Professional Contractor
Continuous duty submersible pump

- Stainless steel shaft, rulon seal and rust-proof housing provides long-lasting, reliable operation.

System controller

- Continuously monitors battery and power conditions to ensure dependable operation
- Sounds alarm when:
 - AC power is out or circuit has blown
 - battery fluid is low and water needs to be added
 - pump was activated
 - battery is discharged, defective or the terminals need cleaning

Pro 1000 Standard

- Trickle charger maintains battery at full charge
- Controller sounds alarm when charger is charging battery
- Pumps 1000GPH at 10 ft. lift.

Not Wi-Fi Compatible with PSWIFI.

STOCK NO	EACH
PHCC1000	221.66



Pro Series 1850

- Pumps 1850 GPH at a 10' lift.
- Stainless steel shaft, rulon seal, and rustproof housing.
- Run dry without damage.
- USB Data Port

B1000 battery not recommended.

STOCK NO	EACH
PHCC1850	387.76



Pro Series 2400

- Controller sounds alarm when pump is clogged or defective
- Fully automatic 13 amp charger; runs pump when AC power is available w/o draining the battery
- Pumps 2400 GPH at 10 ft. lift.

B1000 battery not recommended.

STOCK NO	EACH
PHCC2400	730.56



PHCC Pro Series WiFi Module

- Sends emails or text notifications and status alerts to your phone, tablet or computer
- WiFi Module is inexpensive with no required monthly or yearly fees or subscriptions

Use with PHCC1850, PHCC2400, PSC22, PSC33, or DFC2 & VSC2 on page 1709.

DESCRIPTION	STOCK NO	EACH
Wifi module	.PSWIFI	116.61
High water float	HWF	24.35



**See page 1934
for Sump System Cleaner**

Glentronics Back-up Combination

Pre-assembled primary pump, back-up pump, controller, battery box & battery fill bottle.

STOCK NO	EACH
S1033 Primary/PHCC-1000 (Not Wi-Fi Compatible)	
PSC11	527.84
S1033 Primary/PHCC-1850	
PSC22	638.22
S3033 Primary/PHCC-2400	
PSC33	1041.36

***Batteries and Battery Acid Sold Separately.**



Standby Batteries

- Accommodate fluid sensor for Pro Series sump pumps
- Normally five to seven year life

STOCK NO	EACH
B12100 (Maintenance Free)	295.30



Pro Series Water Alarm

- Battery will last up to 24-48 months
- Uses 9 volt battery (not included)

STOCK NO	EACH
PWA	15.25



Sump Foot

- High impact polypropylene with pre-drilled holes.
- Provides solid base for a single pump, either backup or primary pump.

STOCK NO	EACH
SF1A	9.98



Klunkless Check Valve

- Features a silencing air chamber that absorbs the sound that normally occurs after a pump shuts off.
- The valve installs easily on both 1 1/2" and 1 1/4" pipes with no gluing required.

STOCK NO	EACH
CCV1	22.43



Klunkless Quiet Check Valve

- (2) 1 1/2" rubber unions can be mounted horizontally or vertically
- (4) Stainless-steel hose clamps included
- Flapper opens completely for maximum flow

STOCK NO	EACH
PSCVKSRRU15	22.64



Glentronic Sump Pump Equipment ⁽⁵¹⁾

glentronics.com

Glentronics S3050-NS

Cast iron/stainless steel construction, PSC motor.
NO SWITCH • 115 Volts • 65 GPM @ 10'

DISCHARGE	HP	MAX HEAD	CORD	G/WH	STOCK NO	EACH
2"	1/2	33'	20'	7.6	S3050NS	294.66



Glentronics ST1033-NS

Cast iron/aluminum industrial grade primary pump.
NO SWITCH • 115 Volts • 46 GPM @ 10'

DISCHARGE	HP	MAX HEAD	CORD	G/WH	STOCK NO	EACH
1 1/2"	1/3	31'	10'	6.075	ST1033NS	133.10



Glentronics S3033-NS

Cast iron/aluminum industrial grade primary pump.
NO SWITCH • 115 Volts • 50 GPM @ 10'

DISCHARGE	HP	MAX HEAD	CORD	G/WH	STOCK NO	EACH
1 1/2"	1/3	30'	10'	6.25	S3033NS	227.70



Glentronics E7040-NS

Cast iron sewage pump.
NO SWITCH • 115 Volts • 74 GPM @ 10'

DISCHARGE	HP	RPM	CORD	MAX HEAD	STOCK NO	EACH
2"	4/10	3450	10'	22'	E7040NS	260.85



Glentronics E7055NS

Cast iron sewage pump.
NO SWITCH • 115 Volts • 89 GPM @ 10'

DISCHARGE	HP	RPM	CORD	G/WH	STOCK NO	EACH
2"	1/2	3450	10'	5.3	E7055NS	318.99



Glentronics CIS-33V

Cast Iron Sump/Effluent pump. Energy efficient PSC motor.
Vertical float switch • 115 Volts • 53 GPM @ 10'

DISCHARGE	HP	GPM@10'	CORD	STOCK NO	EACH
1 1/2"	1/3	53	10'	CIS33V	170.85



Pump Alternator Control and Alarm System

- Prolongs pump life by alternating two primary pumps
- Runs both pumps if top float is activated
- If one pump fails the other pump will take over and an audible alarm will sound
- Remote terminal allows the unit to connect to Pro Series WiFi, security system, auto dialer or other device
- Includes two vertical float switches which can be unplugged from the Alternator for easy installation
- Angled receptacles to accept standard or right angled pump plugs
- Built in circuit breakers (15 Amps)
- 9 ft. long power cord and 9V Battery backup with "High Water Alarm"



STOCK NO	EACH
DVSAVS	696.42

Quick Connect Pipe

Pre-Assembled discharge pipe:

- 1 1/2" Rubber coupling
- 1 1/2" Check valve
- Pre-Cemented Female adapter
- Pre-drilled weep hole
- Discharge pipe
- Pre-Cemented Threaded male adapter

STOCK NO	EACH
PSMP	24.02



Dual Float Controllers

STOCK NO	EACH
Standard	
DFC1	55.66
Enhanced	
DFC15	64.75
Deluxe	
DFC2	76.19



Water Sensor

For Deluxe Dual Float Controller DFC2

STOCK NO	EACH
PSWS	26.83



Sensor & Control

Deluxe Controller with Vertical Switch

STOCK NO	EACH
VSC2	102.74

SJE Verticalmaster® Pump Switch

This mechanically-activated pump switch is designed to operate in non-potable water and sewage applications with limited space. It works well in small sump chambers, effluent applications, and laundry trays, and in large tanks.

VOLTAGE	CABLE LENGTH	STOCK NO	EACH
115V	15'	1003769	69.10
230V	15'	1003773	71.37





Topp Sump and Sewage Tanks ⁽⁵¹⁾

toppindustries.com



Evolution E-Series Structural Foam Basins

- 180° flat pockets for positive grommet seal
- Self-tapping hardware, no inserts to corrode or protect
- No external stacking ribs to interfere if using external filtration
- All covers gas and odor tight with included gasket kit
- Approved for use in radon mitigation applications
- Improved design provides increased structural integrity with less material for improved value and ease of handling
- Accommodates 4" composite inlet hubs

TANK ONLY • Tank Covers Sold Separately

INLET GROMMET	GALLON CAP.	SIZE	STOCK NO	EACH
Basin Only	22	18x22"	E22200	39.22
Basin Only	30	18x30"	E32400	68.20
4"	30	18x30"	E324001	75.87
4" w/Hub	30	18x30"	E324002	77.58
Basin Only	68	24x36"	E53200	213.13
Basin Only	105	30x36"	E64100	324.80

Evolution E-Series Cover Options

DESCRIPTION	STOCK NO.	EACH
18" Solid Foam Cover	EC18EWSF	34.95
18" Simplex w/Gaskets	EC18G2	40.92
18" Simplex w/Flanges	EC18FO1CDS	42.63
18" Foam Radon Cover with 3" Vent & 2" Discharge	EC18FO1EDS	42.63
18" 2-PC Foam Cover	EC18TSFG2	60.53
24" Simplex w/Gaskets	EC24G2	120.20



Ultra-Poly Basin

Unique design gives added support to a shallow clearance, high capacity Poly Basin. Compatible with all our 18" covers. Heavy duty version available. **(4 x 4 & 4 x 3 flexible coupling)**

SIZE	STOCK NO	EACH
24" x 24"	B2424	155.16



Filament Wound Basins

SIZE	DESCRIPTION	STOCK NO	EACH
18" x 84"	w/Anti-Float Ring	FWB18X84	624.03
24" x 36"		FWB24X36	495.30
24" x 48"	w/Anti-Float Ring	FWB24X48	584.82
24" x 72"	w/Anti-Float Ring	FWB24X72	739.97
24" x 84"	w/Anti-Float Ring	FWB24X84	837.16
24" x 96"	w/Anti-Float Ring	FWB24X96	945.42
30" x 36"		FWB30X36	689.67
30" x 48"	w/Anti-Float Ring	FWB30X48	775.78
36" x 48"	w/Anti-Float Ring	FWB36X48	962.47
30" x 72"	w/Anti-Float Ring	FWB30X72	1051.99
36" x 72"	w/Anti-Float Ring	FWB36X72	1217.37

Extension

18" x 24"

For use with Filament Wound Tanks

STOCK NO	EACH
EXT18X24	161.12

Fiberglass Extension

DESCRIPTION	STOCK NO.	EACH
12" For 24" ID Fiberglass Basin	EXT24X12	238.70
12" For 30" ID Fiberglass Basin	EXT30X12	336.74
12" For 36" ID Fiberglass Basin	EXT36X12	372.54



Solid Steel Covers

Epoxy coating provides a tough and durable surface.

SIZE	DESCRIPTION	STOCK NO	EACH
18"	14 Gauge 1/4" Solid	C18WSH	101.45
24"	14 Gauge 1/4" Solid	C24WSH	235.29
30"	14 Gauge 1/4" Solid	C30WS	291.56
36"	14 Gauge 1/4" Solid	C36WS	416.87



Simplex Steel Covers

Epoxy coating provides a tough and durable surface.

SIZE	DESCRIPTION	STOCK NO	EACH
18"	1/4" Thick Simplex	C18SSH	104.86
24"	1/4" Thick Simplex	C24SSHO1CDP	254.90



Simplex Steel Cover with Access Plate

The 4-bolt pump access plate offers ease in the basin for pump installation and removal. Blank inspection plate provides quicker access for pump inspection.

SIZE	DESCRIPTION	STOCK NO	EACH
24"	1/4" Thick Simplex w/Access	C24SSAO1CDP	425.40
30"	1/4" Thick Simplex w/Access	C30SSA	482.52



Duplex Steel Covers with Access Plates

Includes two pump access plates to aid pump installation and removal. Blank inspection plate provides quicker access for pump inspection.

SIZE	DESCRIPTION	STOCK NO	EACH
30"	1/4" Thick Duplex w/Access	C30DSA	542.19
36"	1/4" Thick Duplex w/Access	C36DSA	659.84



Fiberglass Covers

Corrosion resistance and non-skid with access.

SIZE	DESCRIPTION	STOCK NO	EACH
30"	1/2" Duplex w/Access	C30DFAO1CDN	521.73
30"	1/2" Solid Simplex w/Access	C30SFAO1CDN	462.91



Plastic 2-Bolt Pipe Flange

Corrosion resistant threaded vent & slip discharge flanges.

PIPING SIZE	DESCRIPTION	STOCK NO.	EACH
1 1/4"	Slip Flange w/O-Ring	PF125S	17.05
2"	Threaded Flange	PF200T	20.46
3"	Threaded Flange	PF300T	21.31
3"	Slip Flange w/O-Ring	PF300S	21.31



Stop "N" Seal Inlet Hub

Pipe seal for 4" piping through a 5" hole. Your piping will penetrate about 13/4" and stop.

SIZE	STOCK	EACH
4"	H400R	13.64



Rubber Sleeve Full Flow Swing Check Valves

Full flow check valves were engineered to increase performance and for installation ease.

SIZE	STOCK NO	EACH
2"	CV200R	20.46



Cast Iron Caulking Inlet Hubs

SIZE	STOCK NO	EACH
4"	H400C	68.20
4" on 18" Dia. Basin	H401FG18	36.66



Boshart Check Valves

(02) FRC Standard Sump Check Valve

Full port valve design with flapper that opens 100% and is seated on a 15° angle to reduce water hammer when the pump shuts off.

SIZE	STOCK NO	EACH
1 1/2"	BSC150SB	7.56



(02) Sump & Sewage Check Valve

Full port valve design with flapper that opens 100% and is seated on a 15° angle to reduce water hammer when the pump shuts off. Also features a blow out proof nylon reinforced gasket design.

SIZE	STOCK NO	EACH
2"	BSC200SB	15.36



(02) Combination Swing/Check Valve

PVC Slip Union Inlet & Slip Outlet • 150 PSI @ 72°F

SIZE	STOCK NO	EACH
1 1/2"	17SCBV15SU	25.88
2"	17SCBV20SU	39.16



(02) Swing Check Valve Slip Union Quiet

PVC Slip Union Inlet & Outlet • 150 PSI @ 72°F

SIZE	STOCK NO	EACH
2"	17QSCTU20	34.94



Solvent Weld PVC Check Valve

- Full flow design.
- No metallic parts, corrosion resistant.
- Angle seat and weighted flapper design for low pressure seal.
- Ideal for close working areas, easy pipe alignment.
- Designed for both horizontal and vertical usage.



SIZE	STOCK	EACH
2"	CV200TU	66.50

(00b) Plastic Compression-Type Check Valve

SIZE	STOCK NO	EACH
2"	CV200P	43.70
3 x 3"	3GP	213.14



(00b) Sump Discharge Kit

DESCRIPTION	STOCK NO.	EACH
24' Tubing	SPDK150M	11.35

Zoeller Granby Check Valves

(51) PVC Quiet Check Valve

No unions, solvent weld only

SIZE	STOCK NO.	EACH
3" White	ZO300044	80.51



American Granby Check Valves

(02) SPCV Silent Sump Check Valve

Stainless steel clamps included

SIZE	STOCK NO	EACH
1 1/2"	SPCV150SL	22.61
2"	SPCV200SL	28.78



Alderon Pump Control Alarm Systems

Alderon Standard Sewage Control Panels

- Float Control
- 3 - 20 ft. Control Switches Included
- Pipe Clamp, Stainless Steel

NEMA 4x • Indoor/Outdoor Enclosure

VOLTAGE	STOCK NO	EACH
Single Phase Simplex		
120/230 1-7 Amps	AL2010533	465.94
120/230 7-15 Amps	AL2010534	465.94
Single Phase Duplex		
120/230 1-7 Amps	AL2010536	825.67
120/230 7-15 Amps	AL2010537	825.67



Altra™ - Control Switch

120/240VAC with 20' cord.

STOCK NO	EACH
AL2001536	43.86



BIG SWITCH™ Pump Control

STOCK NO	EACH
120v 15amp with Piggyback Plug	
AL7055	94.03
230v with Piggyback Plug	
AL7057	96.29



Doublemax™ Pump Control

STOCK NO	EACH
15' Cable, 120v	
AL7633	145.13
15' Cable, 230v	
AL7651	149.05

Power Post™ Monitoring System

Pump cycle counts, pump amps, elapsed time, total gallons pumped, alarm conditions and more.

- 120VAC Pump
- 20' Alarm float and 20' Filter Switch
- 2 1/2" Riser Connection Kit

STOCK NO	EACH
PPMS14X2	476.74

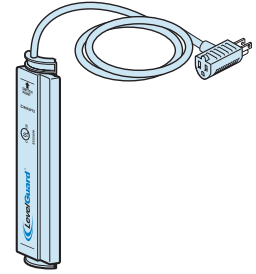


Pump Control Alarm Systems

Model Z24802PTZ LevelGuard Pump Control

- 120v 15amp.
- 8' cord.
- 5 Year Limited Warranty.

STOCK NO	EACH
Z24803PTZ	137.76



Indoor Versa'alarm™

Auto Reset, Battery Back-Up and Auxiliary Contacts.

STOCK NO	EACH
Tank Alarm 15' High Level	
AL7001	105.99
Flood Alarm 15' with Waterspotter	
AL7003	114.45



Indoor/Outdoor Versa'alarm™

Auto Reset, Battery Back-Up and Auxiliary Contacts.

STOCK NO	EACH
Tank Alarm 15'	
AL7004	209.57

Accessories

Expanded Applications

STOCK NO	EACH
Waterspotter Flood Sensor	
AL7008	35.52
Waterspotter Probe Pump Sensor	
AL7009	42.00

Part Number	Description	Versa'alarm	Unimax Mech	WaterSpotter	WaterSpotter Probe	Furnace Fail	Auto Dialer
7001	Tank Alarm (Versa'alarm with Unimax Mech. Control Switch)	X	X				
Accessories (Expanded Applications)							
7008	WaterSpotter (Flood Sensor)			X			
7009	WaterSpotter Probe (Pump Sensor)				X		
7018	Low Temp Sensor (Both 7006 & 7019 are Needed)					X	
7006	Auto Dialer: 1 Common message used for all sensors						X
7019	Auto Dialer: 2 different messages, one for water, one for furnace fail						X

Goldline Drainage Products

4" x 100' Drain Pipe with Sock



100' coil

STOCK NO	EACH
4X100DRPIWS	88.51


Goldflo® Dual Wall Pipe

- Plain end pipe, smooth interior, corrugated exterior.
- Long term durability.
- Superior flow rates.
- Requires split couplers.

SIZE	STOCK NO	EACH
24"x20'	24X20GFDRPI	698.74

Drainage Boxes

Tough, high-density polyethylene. Watertight, needs no grouting.



STOCK NO	EACH
With 4 holes (2" drop) and lid	
DB042	34.40

4-Hole Drop Box

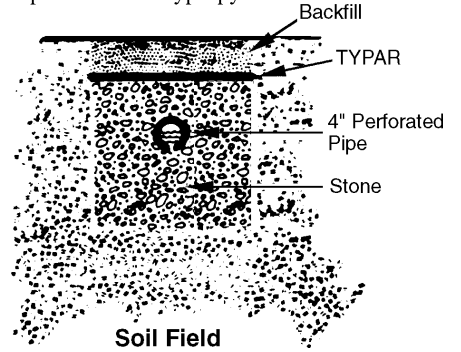
STOCK NO	EACH
DB042PERF	32.00
DB042IP4	34.40

Typar Fabric

srwproducts.com

Conventional Systems

Seepage Bed with TYPAR
Spunbonded Polypropylene



Reemay Typar Geotextile Fabric

- Protective cover for the top of the septic field.
- Allows passage of air and water.
- Prevents contamination and clogging of field by surrounding soil.
- Does not deteriorate.
- Enhances performance life of septic fields.
- More pervious than natural soil of field.
- Rot, insect, mildew and chemical resistant.
- Dimensionally stable, wet or dry.
- Helps minimize field maintenance.
- Tough, resists damage during construction.
- Cuts easily with a knife.

SIZE	STOCK NO	EACH
36"x300'	36X300TY	87.98
72"x300'	72X300TY	175.97
144"x300'	144X300TY	351.93

(02)

Schedule 40 Insulated PVC Pipe

SIZE	STOCK NO	EACH FT
2"	2X10INSPV	19.51
4"	4X10INSPV	27.46

Saniflo Drainage Pumps ⁽¹⁸⁾

saniflo.com

Sanivite Commercial and Residential Drain Pump

Used to pump gray water away from a variety of fixtures in commercial and residential applications.

Small enough to fit inside a kitchen cabinet with the capability to handle hot water and grease buildup.

- Discharges through 1" or 1½" rigid pipe; A non-return valve is included.
- Discharges the waste up to 16 feet vertical and/or 150 feet horizontal.
- 1½" vent connection on top of the lid.
- Two 2" inlets with built-in check valves on either side of the housing and one 1½" inlet on top of the enclosure.

1" HP Motor, 120V-60Hz / 9 Amps, 42½" Power Cord

SIZE HxWxD	1" DISCHARGE RATE AT 16 FEET	1" DISCHARGE RATE AT 3 FEET	CAPACITY	STOCK NO	EACH
11" x 14½" x 7½"	18 GPM	29 GPM	3.7 gal.	SANIVITE	452.19



Saniswift Residential Drain Pump

Used to pump gray water away from a variety of fixtures in residential applications.

Powerful and economical with a compact design and multiple inlets.

- Discharges through 1" or 1½" rigid pipe; A non-return valve is included.
- Discharges the waste up to 14 feet vertical and/or 140 feet horizontal.
- 1½" vent connection on top of the lid.
- Two 1½" inlets with built-in check valves on either side of the housing and one 1½" inlet on top of the enclosure.

1" HP Motor, 120V-60Hz / 9 Amps, 42½" Power Cord

SIZE HxWxD	1" DISCHARGE RATE AT 16 FEET	1" DISCHARGE RATE AT 3 FEET	CAPACITY	STOCK NO	EACH
8¾" x 9" x 10¼"	18 GPM	24 GPM	2.75 gal.	SANISWIFT	294.17





Style 38 Dresser Coupling

With Armored Gasket

PIPE SIZE	PIPE O.D.	LGTH	STOCK NO	EACH
For Steel Pipe				
2 1/2"	2.875	9 1/2"	21238C	146.40
3*	3.500	8"	338C	171.65
4*	4.500	8"	438C	183.06
5	5.563	8"	538C	253.69

* Stab Couplings

Galvanized Male Adapter

SIZE	STOCK NO	EACH
1"	1GA65MA	36.43



Style 65 Dresser Coupling

PIPE SIZE	STOCK NO	EACH
Galvanized - Regular Pattern		
1/2"	12GA65	28.33
3/4"	34GA65	31.70
1"	1GA65	42.78
1 1/4"	114GA65	43.31
2"	2GA65	55.12
Galvanized - Long Pattern		
1/2"	12GA65L	23.20
3/4"	34GA65L	25.75
1"	1GA65L	29.30
1 1/4"	114GA65L	37.60
1 1/2"	112GA65L	44.19
2"	2GA65L	57.10

See page 1309 for Stainless Steel Watermain Repair Clamps



Style 90 Dresser Coupling

PIPE SIZE	FITS O.D. PIPE SIZE	STOCK NO	EACH
5" Barrel			
1"	1.315"	190C	50.17
2"	2.375"	290C	79.41

AY McDonald Water Service Products ⁽³⁷⁾

aymcdonald.com



Elbow

Copper Flared x Copper Flared

SIZE	STOCK NO	EACH
3/4"	34AY4761	40.10
1"	1AY4761	66.73
2"	2AY4761	387.43



Elbow

Copper Flared x MIP

SIZE	STOCK NO	EACH
3/4"	34AY4779M	31.89
1"	1AY4779M	52.90



Tee

All Copper Flared Connections

SIZE	STOCK NO	EACH
3/4"	34AY4760	70.60
1"	1AY4760	118.45
1 1/2"	112AY4760	309.41



Tee

McQuik Compression x McQuik Compression

SIZE	STOCK NO	EACH
3/4"	34AY4760Q	98.69
1"	1AY4760Q	105.53
1 x 3/4"	1X34AY4760Q	108.39



Flared Nut

No Gasket

SIZE	STOCK NO	EACH
3/4"	34AY4700	8.28
1"	1AY4700	13.71



Flared Reducing Nut

Flare x Female Flare Thread

SIZE	STOCK NO	EACH
3/4 x 1"	34X1AY4755	44.62
1 x 3/4"	1X34AY4755	45.09



Tube Liners

SIZE	STOCK NO	EACH
3/4"	34IPSLINER	3.59
3/4"	34CTSLINER	3.19
1"	1CTSLINER	3.38
1 1/4"	114CTSLINER	4.14
1 1/2"	112CTSLINER	4.65
2"	2CTSLINER	4.65



Adapter

Copper Flared x MIP

SIZE	STOCK NO	EACH
3/4"	34AY4753	29.77
1"	1AY4753	42.51
1 1/4"	114AY4753	84.73
1 1/2"	112AY4753	131.09
2"	2AY4753	240.62



Adapter

Copper Flared x FIP

SIZE	STOCK NO	EACH
3/4"	34AY4754	29.41
1"	1AY4754	45.00
1 1/4"	114AY4754	84.61
1 1/2"	112AY4754	120.71
2"	2AY4754	227.31



Adapter

McQuik Compression x MIP

SIZE	STOCK NO	EACH
3/4"	34AY4753Q	33.49
1"	1AY4753Q	39.66
1 1/4"	114AY4753Q	75.80
1 1/2"	112AY4753Q	108.60
2"	2AY4753Q	158.24



Adapter

McQuik Compression x Female

SIZE	STOCK NO	EACH
3/4"	34AY4754Q	35.21
1"	1AY4754Q	47.76
1 1/4"	114AY4754Q	87.21
1 1/2"	112AY4754Q	138.94
2"	2AY4754Q	165.38



IPS Adapter

3Q McQuik Compression x MIP

SIZE	STOCK NO	EACH
1"	1AY47533Q	64.41



IPS Adapter

3Q McQuik Compression x FIP

SIZE	STOCK NO	EACH
1"	1AY47543Q	55.44



IPS Adapter

CTS Polyethylene "-22" Mac-Pak Compression x MIP

SIZE	STOCK NO	EACH
1 1/4" x 1"	114X1AY475322	70.67



IPS Adapter

"-3Q" McQuik Compression x MIP

SIZE	STOCK NO	EACH
1"	1AY475333	64.41



Coupling, 2 Part

Female Flare Thread x Flare Nut

SIZE	STOCK NO	EACH
3/4"	34AY4756	33.11
1"	1AY4756	51.29
1 1/2"	112AY4756	123.64



3 Part Coupling

Copper Flared x Copper Flared

SIZE	STOCK NO	EACH
3/4"	34AY4758	37.58
1"	1AY4758	65.85
1 1/4"	114AY4758	135.09
1 1/2"	112AY4758	197.64
2"	2AY4758	322.50



Q22 Ford Flare Coupling

Flare x X-Strong Lead Compression

SIZE	STOCK NO	EACH
5/8"	58LX1FCO	68.83
3/4"	34LX1FCO	105.87



3 Part Coupling

Coupling 22 CTS x 33 PEP

SIZE	STOCK NO	EACH
1"	1AY47582233	73.59



3 Part Union

Coupling 33 PEP x 33 PEP

SIZE	STOCK NO	EACH
1"	1AY475833	101.73



3 Part Union

Coupling Q CTS x Q CTS


SIZE	STOCK NO	EACH
3/4"	34AY4758Q	40.75
1"	1AY4758Q	46.63
1 1/4"	114AY4758Q	80.50
1 1/2"	112AY4758Q	156.01
2"	2AY4758Q	210.67



3 Part Union

Coupling 3Q PEP x 3Q PEP

SIZE	STOCK NO	EACH
1"	1AY475833Q	101.73



Flaring/Rounding Tool

NOM PIPE	STOCK NO	EACH
3/4"	34AY4774FR	100.13
1"	1AY4774FR	116.11
1 1/4"	114AY4774FR	142.10
1 1/2"	112AY4774FR	164.09
2"	2AY4774FR	192.11

AY McDonald Water Service Products ⁽³⁷⁾

aymcdonald.com



Corporation Stop

A.W.W.A. x Copper Flared

SIZE	STOCK NO	EACH
3/4"	34AY4701B	104.79
1"	1AY4701B	134.47
1 1/2"	112AY4701B	318.37
2"	2AY4701B	556.12



Curb Stop

Oriseal
Copper Flared x Copper Flared

SIZE	STOCK NO	EACH
3/4"	34AY6104	163.41
1"	1AY6104	220.52
1 1/4"	114AY6104	328.53
1 1/2"	112AY6104	518.17
2"	2AY6104	838.32

Miscellaneous Valves

aymcdonald.com



(02)

Meter Valve

No. 578-17

FL x FIP

SIZE	STOCK NO	EACH
3/4"	34MEVA	44.03

(02)

Meter Plug Valve

No. 4602

With lockwings/Flare inlet

SIZE	STOCK NO	EACH
1 x 3/4"	1X34MEVA	92.59

Curb Stop

Oriseal
F.I.P. x F.I.P.



SIZE	STOCK NO	EACH
3/4"	34AY6105	128.53
1"	1AY6105	192.13
1 1/4"	114AY6105	306.66
1 1/2"	112AY6105	381.21
2"	2AY6105	550.37

Curb Stop and Drain

Oriseal (Looks like 10287)
F.I.P. x F.I.P.

SIZE	STOCK NO	EACH
3/4"	34AY6005	158.14
1"	1AY6005	221.90
1 1/4"	114AY6005	395.96
2"	2AY6005	640.09

Ranger Fittings

Male Adapter

Ranger x MNPT



SIZE	STOCK NO	EACH
3/4"	AY747531134	55.48
1"	AY74753111	86.45

Female Adapter

Ranger x FNPT



SIZE	STOCK NO	EACH
3/4"	AY747541134	55.14
1"	AY74754111	85.17

Coupling

Ranger x Ranger



SIZE	STOCK NO	EACH
3/4"	AY747581134	81.74
3/4" x 1"	AY747581134	109.62
1"	AY74758111	135.66

A.W.W.A. Gate Valves

Gate Valves

- Resilient Seat Gate Valves
- Iron body with modified wedge disc
- NRS Type
- 200 PSI working pressure
- 400 PSI Test Pressure
- M.J. Ends



SIZE	STOCK NO	EACH
4"	4MJGAVA	1157.74
6"	6MJGAVA	1476.68

Gate Valves

- Resilient Seat Gate Valves
- Iron body with modified wedge disc
- NRS Type
- 200 PSI working pressure
- 400 PSI Test Pressure
- Flange Ends



SIZE	STOCK NO	EACH
3"	3FLGAVA	1026.54
4"	4FLGAVA	1147.12
6"	6FLGAVA	1533.46

Gate Valves

- Resilient Super Seal
- O.S.&Y. valves with FLxFL ends
- 200 psi working pressure
- 400 psi test pressure
- Required by St. Paul in meter installations



SIZE	STOCK NO	EACH
4"	4FLOSYGAVA	1129.51
6"	6FLOSYGAVA	1645.36

Lever & Weight Check Valve

- Bronz Mounted
- Iron body
- stainless steel, hinge pin
- 175 Lbs. W.W.P.
- Flange Ends



SIZE	STOCK NO	EACH
4"	4FLLEWE	1368.22
6"	6FLLEWE	1877.95



(37)
Extension Service Boxes

Minneapolis Pattern

SIZE	TAPPED	CURB STOP	STOCK NO	EACH
1/4 x 7 1/2'	2"	3/4 - 1"	AY5615712	105.68
2 x 7 1/2'	3 1/2"	2"	AY5625712	226.18

Note: Any bushings required are extra cost:
 • 3/4" & 1" stop requires 2x1 1/2" bushing
 • 1 1/2" stop requires 3 1/2"x3" bushing.

Standing Rod

Optional for above boxes

STOCK NO	EACH
AY566072	31.73



(37)
Penagon Key

STOCK NO	EACH
AY304K	12.16



(37)
Curb Box Key

SIZE	STOCK NO	EACH
3'	AY304B3	63.03



(37)
Shut-off Rod

SIZE	STOCK NO	EACH
6'	AY3056	97.02
8'	AY3058	103.24



(37)
Threaded Lid for Curb Box

SIZE	STOCK NO	EACH
1 1/4"	114AY5614L	25.94
2"	AY5624L2	38.70

Minneapolis Pattern Service Base

(36)
Heavy Duty Repair Tops

SIZE	STOCK NO	EACH
2"	WRT200	35.13

badgermeter.com



Recordall Disc Meters

LEAD FREE

NSF/ANSI Standards 61 and 372 Certified

MODEL	SIZE	GPM	STOCK NO	EACH
M25	5/8 x 3/4"	.125-25	M2558X34	132.50
M35	3/4 x 7 1/2"	.875-25	M3534X712	197.84
M35	3/4 x 9"	.875-35	M3534X9	210.54
M70	1" x 10 3/4"	.5-70	M701	417.45
M120	1 1/2"	1.25-120	M120112	923.84
M170	2"	1.50-170	M1702	1372.14

Meter Tailpieces

aymcdonald.com

(37)

Meter Flange Kit

Includes:

- (2) each of Flanges
- Gaskets
- 4 Nuts & Bolts



SIZE	STOCK NO	EACH
1 1/2"	7610FKIT112	211.94
2"	7610FKIT2	290.96

(37)

Bronze Meter Coupling

With Wire Hole & Gasket Kit



SIZE	FOR USE WITH	STOCK NO	EACH
1/2"	M25	74620Z12	11.60
3/4"	M25/35	74620Z34	11.60
1"	M70	74620Z1	17.33

FOR USE WITH	
SIZE	MODEL
1/2"	M25
3/4"	M25/35
1"	M70
1-1/2"	M120
2"	M170

Industrial Test Plugs ⁽¹⁸⁾

oatey.com

Hose with Poly-Lift Line

- Great for plugs up to 15"
- 3/16" ID hose
- Threaded connection fittings



SIZE	STOCK NO	EACH
30'	CH261106	191.95

Poly-Lift Line and Gauge

- Greater lifting strength
- Recommended for plugs 6" to 48"
- Retard gauge helps prevent peg-out damage
- Heavy-duty rubber gauge
- 3/8" heavy-duty ID hose, quick inflation/deflation
- Quick-dump valve for easy deflation



SIZE	STOCK NO	EACH
30'	CH383308	406.16

Deflection Gauge Fixed SDR 35.5%

- Durable, zinc-plated construction
- Conforms to mandrel sizing specification (blade length = or > nominal pipe size)
- Nine-arm design ensures testing accuracy
- Open design allows debris pass-through



SIZE	STOCK NO	EACH
6"	CH286068	291.38
8"	CH286078	379.31
10"	CH286088	446.25
12"	CH286098	446.25

Manhole Cover Hook

With 90° Handle



SIZE	STOCK NO	EACH
36"	CH015438	84.01

Air-Loc Plug (Front)

- Mechanical bonding of natural rubber & end plates eliminates failures of chemical bonding
- Improved performance and safety
- Superior back pressure (15 psi, 1 bar)
- Premium performance and aesthetics
- Lightweight, short and flexible



PIPE SIZE	STOCK NO	EACH
6-12"	CH317128	799.80

I-Series Test-Ball Plug

- Mechanical bonding of natural rubber & end plates eliminates failures of chemical bonding
- Improved performance and safety
- Superior back pressure (15 psi, 1 bar)
- Premium performance and aesthetics
- Lightweight, short and flexible



PIPE SIZE	STOCK NO	EACH
6-12"	CH310128	694.09

Underground Muni-Ball Plugs

- Works in all types of pipe
- Natural rubber seals the roughest of surfaces
- 8", 10" and 12" plugs include two-port plug for easy use in sewer air tests
- Threaded aluminum bypass



SIZE	BYPASS	STOCK NO	EACH
2"	1/8"	CH262010	192.02
3"	1/2"	CH262258	207.50
4"	3/4"	CH262048	207.50
6"	1 1/2"	CH262064	244.74
8"	3"	CH262080	299.05
10"	3"	CH262110	395.03
12"	3"	CH262129	554.99

Underground Test-Ball Plugs

- Natural rubber for superb expansion & memory
- Seals both round and out-of-round pipe
- Removable inflation valve can be replaced with quick disconnect or if it is damaged
- Features an eye-bolt for use with a poly-lift line
- Block flow or back plug for sewer air testing



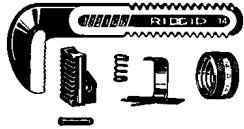
PIPE SIZE	STOCK NO	EACH
8"	CH041386	225.34
10"	CH041394	365.82
12"	CH041408	460.41

Inside of Pipe Gripper Plugs

- Rated for 17 PSI or 40 ft. of head pressure
- Extra large zinc wing nut
- Natural rubber O-ring
- ABS glass-reinforced plates
- Zinc-Plated carriage bolt



PIPE SIZE	STOCK NO	EACH
4"	CH270296	10.80
6"	CH270253	29.22
8"	CH270288	55.60



(21)
Repairs for Heavy Duty and Aluminum Pipe Wrenches

SIZE	STOCK NO	EACH
Hook Jaw		
10"	10RIHOJA	29.86
14"	14RIHOJA	39.98
18"	18RIHOJA	55.86
24"	24RIHOJA	89.28
36"	36RIHOJA	182.26
48"	48RIHOJA	284.78
Heel Jaw and Pin		
12"-14"	12RIHEJP	22.08
18"	18RIHEJP	29.00
24"	24RIHEJP	43.54
36"	36RIHEJP	73.96
48"	48RIHEJP	115.92
Wrench Nut		
10"	10RINU	7.26
14"	14RINU	9.34
18"	18RINU	14.04



Aluminum RapidGrip® Pipe Wrench

SIZE	STOCK NO	EACH
18"	18ALRGWR	107.81



Aluminum End Pipe Wrench

SIZE	STOCK NO	EACH
14"	E914ALPIWR	92.21
18"	E918ALPIWR	115.45



General Purpose Locking Steel Tapes
Model No. 636 & 671

SIZE	STOCK NO	EACH
3/4 x 16'	.636RITA	27.64
1" x 25'	.671RITA	32.96



1619F - Fiberglass Folding Ruler

6' inside flat reading.

MFG. NUMBER	STOCK NO	EACH
73370	RI1619F	25.72



Heavy-Duty Straight Pipe Wrenches

SIZE	STOCK NO	EACH
8"	8PIWR	36.93
10"	10PIWR	39.21
12"	12PIWR	42.77
14"	14PIWR	46.59
18"	18PIWR	68.44
24"	24PIWR	102.91
36"	36PIWR	245.63



Aluminum Handle Straight Pipe Wrenches

SIZE	STOCK NO	EACH
14"	14ALPIWR	74.44
18"	18ALPIWR	94.06
24"	24ALPIWR	145.62
36"	36ALPIWR	273.47



Ridgid Spud Wrench

12" Spud Wrench features narrow, smooth, toothless jaws ideal for square or rectangular stock and fits into tight places.

SIZE	STOCK NO	EACH
12"	12SPWR	64.06



(40)
One Stop Wrenches

Two wrenches in one. It provides the exact size wrench you need to install angle stops and compression couplings.


STOCK NO	EACH
RI27023	38.75



Heavy-Duty Hex End Pipe Wrench

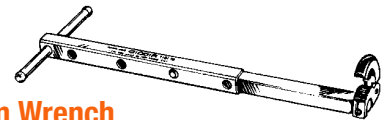
Drain Nut Capacity Up thru 1 1/2"
Max. Jaw Opening 2 5/8" Opening

CAPACITY	STOCK NO	EACH
1 1/2 - 2 5/8"	E110RIHEWR	50.84



Adjustable Wrenches

SIZE	STOCK NO	EACH
6"	706RIADWR	24.87
8"	708RIADWR	27.75
10"	710RIADWR	33.48
15"	715RIADWR	66.70
18"	718RIADWR	106.31



Basin Wrench


NUT CAPACITY	ADJUSTMENT	STOCK NO	EACH
3/8" - 1 1/4"	10 - 17"	1017RIBAWR	52.07



Strap Wrench

For use on polished pipe and tubing.

CAPACITY	STOCK NO	EACH
1/8 - 2"	.2RISTWR	49.23
1 - 5"	.5RISTWR	94.68



Chain Wrench

SIZE	STOCK NO	EACH
Light		
2"	C12RICHWR	90.29
Heavy		
2 1/2"	C18RICHWR	143.19
3"	C24RICHWR	176.61



Ridgid Plastic Basin Nut Wrench

STOCK NO	EACH
PLBANUWR	28.55



Tubing Cutters

Reamer built inside grip knob.

O.D. CAPACITY	STOCK NO	EACH
1/8 - 1"	.10TUCU	39.61
3/16 - 1 1/8"	.15TUCU	44.17
5/8 - 2 1/8"	.20TUCU	89.10



Tubing Cutters

Fold-out reamer.

O.D. CAPACITY	STOCK NO	EACH
1/8 - 1 1/8"	.150TUCU	40.14



Ridgid Tubing Cutters

SIZE	STOCK NO	EACH
1/4 - 1 5/8"	.151TUCU	65.60



Mini Tubing Cutters

For use in tight places, require minimal swing around the tubing.

O.D. CAPACITY	STOCK NO	EACH
3/16 - 1 5/16"	.104TUCU	21.69
1/4 - 1 1/8"	.101TUCU	29.49
3/16 - 1 5/16" Autofeed®	.117TUCU	28.10
1/4 - 1 1/8" Autofeed®	.118TUCU	38.02



REED Tubing Cutter

Pencil reamer..

O.D. CAPACITY	STOCK NO	EACH
1/4 - 1 3/8"	.TC14TUCU	51.53



REED Quick Release™ Tubing Cutters

Cut copper, aluminum, steel, and stainless steel tubing.

O.D. CAPACITY	STOCK NO	EACH
1/4 - 2 5/8"	.TC2QTUCU	135.94
3/8 - 3 1/2"	.TC3QTUCU	169.50
1 1/8 - 4 1/2"	.TC4QTUCU	197.26




REED Plastic Pipe Cutters

SIZE	STOCK NO	EACH
1/8 - 1 5/16"	.TC1QP	78.39
1/4 - 2 5/8"	.TC2QP	120.13
3/8 - 3 1/2"	.TC3QP	147.68
1 1/8 - 4 1/2"	.TC4QP	173.75

Press Snap Soil Pipe Cutter

For No-Hub & Service Weight. Compatible with all RIDGID Standard Press tools.

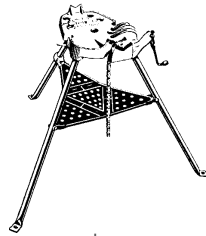
O.D. CAPACITY	STOCK NO	EACH
1 1/2 - 4"	.PP34403	703.19



Top-Screw Bench Chain Vises

- Chain tightens by handy top crank handle that's anchored to base.
- Jaws of tool steel hardened for long wear.
- Handy pipe rest and bender.

CAPACITY	STOCK NO	EACH
1/8 - 2 1/2"	.BC210RIVI	190.72
1/8 - 4"	.BC410RIVI	302.34



Tri-stand Top-Screw Chain Vise

No more stooping, bending or groping. Large, easy-to-operate crank handle that tightens chain is right on top for fast, sure adjustment. Alloy steel jaws hardened for firm grip and long wear. Large vise base overhangs front legs for clear tool swing; has rear pipe rest, tool hanger slots, 3 pipe benders, and ceiling brace screw. Integral folding legs and tool tray lock open for sturdy work bench, close for easy carrying.

CAPACITY	STOCK NO	EACH
1/8 - 6"	.460RIVI	534.79



PTC-400 Power Tubing Cutter

Portable and durable tubing cutter for stainless steel, carbon steel, copper, aluminum, and plastic.

CAPACITY	STOCK NO	EACH
1/2 - 4"	.RI66138	1612.81



Pro Arc Aluminum Hack Saw

Includes 12" Blade.

STOCK NO	EACH
.212AIHASA	26.38

For Additional Saws refer to page 1911

Blade Style Plastic Pipe and Tubing Cutter

CAPACITY	STOCK NO	EACH
1/8 - 1 1/2"	.RC1625RITUCU	83.48



Plastic Tubing Cutters

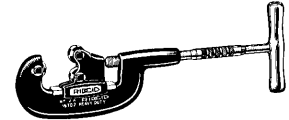
No. PC1375.

O.D. CAPACITY	STOCK NO	EACH
1/8 - 1 3/8"	.PC1375RITUCU	44.83



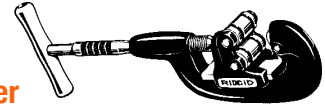
Heavy Duty Pipe Cutter

CAPACITY	STOCK NO	EACH
1/8 - 2"	.2ARIPICU	219.18



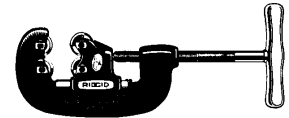
Wide-roll Pipe Cutter

CAPACITY	STOCK NO	EACH
1/8 - 2"	.202RIPICU	267.06




4-Wheel Pipe Cutter

CAPACITY	STOCK NO	EACH
3/4 - 2"	.42ARIPICU	252.75



Soil Pipe Cutter

CAPACITY	STOCK NO	EACH
2 - 6"	.246RISOPICU	870.30



Ridgid 226 In-Place Soil Pipe Cutter

STOCK NO	EACH
.226SOPICU	802.63



Pipe Shooter Inside Cutter

For PVC and ABS pipe, sizes above 1 1/2" Special steel cutting blade

STOCK NO	EACH
.PS100	8.21
Cutting blade	
.PS102	1.65



reedmfgco.com



REED Cutter Wheels

MODEL NO.	STOCK NO	EACH
75046	75046CUWH	10.91
R2155	R2155CUWH	17.19
R5272	R5272CUWH	15.73
2RBHD	2RBHDCUWH	20.95
R4546	R4546CUWH	11.03
HX2 1/2	HX212CUWH	39.84
345T	345TCUWH	9.93
2RBS	2RBSCUWH	16.02
30-40P	3040PCUWH	18.40
75015	75015CUWH	8.69
HS2 1/2	HS212CUWH	21.84
HS4	HS4CUWH	32.36
0	0CUWH	9.52
OP-2	OP2CUWH	20.56
73505	73505CUWH	11.03

OCUWH works with Hilmor Tubbing Cutters page 1905

REMS Roto-Cut Cutting Wheel

MODEL	STOCK NO	EACH
7599	RE7599	4.90

ridgid.com



RIDGID Replacement Blade

MODEL NO.	STOCK NO	EACH
E-2191	E2191CUWH	13.72
138	138CUBL	100.80



RIDGID Replacement Blade

MODEL NO.	STOCK NO	EACH
E-1032	E1032CUWH	28.67
F-3S	F3SCUWH	16.83
F-229	F229CUWH	25.56

Reed Cutter Wheel Application Chart

Reed Cutter Wheel No	Application
0	Copper, Aluminum, Brass, Steel Tubing
OP2	ABS, PE, PB, PP
1-2PVC	PVC
2RB-HD	HD for Steel
2RBS	Steel, Stainless Steel
3-6PVC	PVC
3-6TW	Thin Wall PVC, ABS, PE
30-40	Copper, Aluminum, Brass, Steel Tubing
30-40P	ABS, PE, PB, PP
345T	Copper, Aluminum, Brass
32633	Copper, Aluminum, Brass
6QP	Thick Wall PE
75015	Copper, Aluminum, Brass
75046	Copper, Aluminum, Brass, Steel Tubing, Stainless Steel
HX2-1/2	Extra Strong Steel Pipe
R367	Steel, Ductile Iron
R2155	PE, PB, PP, Std. and Heavy Wall
R2990	Copper, Aluminum, Steel Tubing
R4546	Steel Tubing
R5272	PVC, ABS, Standard Wall

Reed Cutter Wheel Cross Reference Chart

ARMSTRONG	REED CUTTER WHEEL	RIDGID	REED CUTTER WHEEL
1T	2RBS	10	0
2T	2RBS	15	0, OP2
2TA	2RB-HD	20	0, OP2
		30	30-40, 30-40P
		30P	30-40, 30-40P
		40	30-40, 30-40P
		40P	30-40, 30-40P
		315	R2990
		103	345T
		104	345T
		105	345T, R2155, R4546, R5272
		205	345T, R2155, R4546, R5272
		106	30-40, 30-40P, 1-2PVC
		108	30-40, 30-40P, 1-2PVC
		109	30-40, 30-40P, 1-2PVC
		131	345T, R2155, R4546, R5272
		131P	345T, R2155, R4546, R5272
		132	345T, R2155, R4546, R5272
		132P	345T, R2155, R4546, R5272
		133	30-40, 30-40P, 3-6PVC
		133P	30-40, 30-40P, 3-6PVC
		134	30-40, 30-40P, 3-6PVC
		135P	30-40, 30-40P, 3-6PVC
		136	30-40, 30-40P, 3-6PVC, 80P, 4-8W
		136P	30-40, 30-40P, 3-6PVC, 80P, 4-8W
		1A	2RBS, 2RB-HD
		2A	2RBS, 2RB-HD
		42A	2RBS, 2RB-HD
		202	2RBS, 2RB-HD
		6S	R367
		208	R367
		209	R367
		300	HX2-1/2
		535	HX2-1/2
		802	HX2-1/2
		E1032	HX2-1/2
		E1032S	HX2-1/2
		E1240	0
		E2155	R2155
		E2156	30-40P
		E2157	6QP
		E2191	30-40
		E2558	30-40
		E2990	R2990
		E3469	345T
		E4546	R4546
		E5272	R5272
		E5299	3-6PVC
		E10279	3-6TW
		F3	2RB-HD
		F3S	2RB-HD
		F158	0
		F367	R367
		E3675	R367
		F514	2RBS



9-in-1 Multi-Tool

includes: a valve core remover, square #2, 1/2" hex, 5/16" hex, 3/8" hex, Phillips #1, Phillips #2, 3/16" slotted and 1/4" slotted.

STOCK NO	EACH
HI1839053	17.33



Quick-Change Magnetic Nut Drivers

Two tools in one, allowing you to switch from color coded 1/4" to 5/16" with ease.

SIZE	STOCK NO	EACH
3"	HI1839054	28.22
6"	HI1891260	34.22
5/16" Mag-Nut Driver (Not Quick-Change)		
3"	HI1839060	12.51



Fast Connect Magnetic Nut Driver Set

- 1-7/8" Magnetic Nutsetters 1/4", 5/16", and 3/8"
- 6" Magnetic Nutsetters 1/4", 5/16", and 3/8"
- 3" Fast Connect Nut Driver with quick release
- 6" Fast Connect Nut Driver with quick release
- Zipper pouch with additional bit storage

SIZE	STOCK NO	EACH
5 1/4" x 8 1/4" x 2 1/4"	HI1937911	93.70



Keystone Tip Demolition Screwdriver

5/16" flat head screwdriver with a metal strike cap that can pound, pry, and chisel without breaking.

SIZE	STOCK NO	EACH
7"	HI1891396	23.53



Phillips Tip Screwdriver

Machined tip for precise fit that won't strip screws.

SIZE	TIP	STOCK NO	EACH
3"	#1	HI1891290	9.19
7"	#2	HI1891393	12.59



Terminal Block Screwdriver

Machined tip for precise fit that won't strip screws.

SIZE	STOCK NO	EACH
4"	HI1891397	9.19



Long Nose Pliers

Cross-cut knurled grip jaws with long lasting cutting edges cut clean every time.

SIZE	STOCK NO	EACH
6"	HI1885397	26.75



Slip Joint Pliers

Machined jaws with sharp teeth for a secure grip and a rubber handle to reduce slipping.

SIZE	STOCK NO	EACH
8"	HI1885365	22.28



Lineman's Pliers

Cut, grab and twist wire. Cutting edges stay sharp, thanks to a laser-hardening process.

SIZE	STOCK NO	EACH
8 1/2"	HI1885399	39.01



Diagonal Cutting Pliers

Cutting edges stay sharp, thanks to a laser-hardening process.

SIZE	STOCK NO	EACH
8"	HI1885363	30.34



Tongue & Groove Pliers

Adjusts to multiple sizes with teeth that bite into the material. Comfortable rubber handle.

SIZE	STOCK NO	EACH
8"	HI1885366	22.11
10"	HI1885367	26.00
12"	HI1885368	33.25



Quick-Adjusting Tongue & Groove Pliers

A V-Jaw with twice as many grooves as the traditional Pliers makes it easier to grab a hold of hex, square, or round fasteners while the jaw quickly adjusts with the press of a button.

SIZE	STOCK NO	EACH
8"	HI1890996	27.75
10"	HI1890997	33.78
12"	HI1890998	40.54



Wire Strippers

Clearly marked gauge indicators with a sharp edge for clean cuts without damaging wire.

SIZE	STOCK NO	EACH
7"	HI1885426	24.59



Service Wrenches

- Straight Service Wrench makes changing sizes quick and easy. 1/4", 3/16", 3/8", 5/16"
- Offset Service Wrench for maneuvering around cramped spaces. 1/4", 3/16", 3/8", 5/16"
- Hex Key Adapter, it works on 3/16" & 5/16" hex valves

TYPE	STOCK NO	EACH
Straight	HI1839042	13.83
Offset	HI1839043	13.83
Hex Key	HI1839046	5.03



4" Folding Utility Knife

- A blade-locking mechanism keeps blade secure
- Bi-Metal composite protects from shattering
- A liner lock keeps the blade from folding

STOCK NO	EACH
HI1885433	20.69



Tool Center Bag

It includes 24 exterior and interior pockets, and three pouches so you can store your tools safely and find them quickly. Clear vinyl window pocket for ID and 2 padded side pockets provides safe storage for your meter. A sturdy hard plastic, water-resistant bottom so contents inside won't be damaged. Holds up to 50 lbs. with a padded aluminum carrying handle and a padded shoulder strap for comfort.

SIZE	STOCK NO	EACH
13 1/2" x 8 1/2" x 9"	HI1839079	113.77



Compact Bending Kit with Reverse Attachment

Small-space capabilities, one-handed operation. A universal crossbar and color-coded mandrels provide simple setup and easy size identification. An advanced mandrel design and quick-release mechanism allow for an easy tube release. Mandrel sizes 1/4", 5/16", 3/8", 1/2", 5/8", 3/4" and 7/8" with a reverse bending attachment.

STOCK NO	EACH
HI1926598	339.52



Tri-Tube Bender

Indicators in the handles to help you correctly identify the tube size and then aligns with color-coded indicators. Markings on the side help measure the bend radius so you can achieve a perfect bend of up to 180°.

SIZE	STOCK NO	EACH
3/8"	HI1839027	64.09



Large Diameter Tubing Cutter

Features a four-roller tracking system to keep the tube from threading and a shock-resistant steel wheel to cut tubes up to 1 3/8"

SIZE	STOCK NO	EACH
1/8 - 1 3/8"	HI1885384	61.41
1/8 - 1 3/4"	HI1885385	91.92



Small Diameter Tubing Cutters

Cuts tubes in tight places with minimal burrs.

O.D. CAPACITY	STOCK NO	EACH
1/8 - 5/8"	HI1885381	20.59
1/8 - 1 1/8"	HI1885383	41.27



Orbital Flare

Off-center mounted cone that spins on an axis to make sure it uniformly shapes the tube. A spring-loaded block to firmly grip the tube, a tube-stop arrow for precise height/positioning and ball detents for easy flaring yoke alignment. A clutch mechanism stops the flaring when the job is done to eliminate cracking the tube.

O.D. CAPACITY	STOCK NO	EACH
1/8 - 3/4"	HI1838952	172.95



Plastic Tubing Cutter

MAX OD	STOCK NO	EACH
1 5/16"	HI1885388	48.99



Ratcheting Plastic Tubing Cutter

Ergonomic, cast-aluminum body and bi-carbon steel blade increase the life and durability.

MAX OD	STOCK NO	EACH
2 3/8"	HI1885395	197.19
Replacement blade		
1 PK	HI1885396	77.88



Ratcheting Plastic Tubing Cutter

Stainless steel blade and rubberized grip.

MAX OD	STOCK NO	EACH
1 5/8"	HI1885393	77.35
Replacement blade		
1 PK	HI1885394	37.54



Deburrers

Pocket size deburring Tool lets you put your silky-smooth signature on even the smallest pieces of tubing.

STOCK NO	EACH
HI1891258	12.41



Quick-Engage Flare & Swage Kit

An innovative spring-loaded block holds the tube firmly in place. A tube-stop arrow easily identifies the correct height and position of the tube. The ball detents ensure proper and precise alignment.

Includes:
3/16", 1/4", 5/16", 3/8", 1/2", 5/8", and 3/4" tube sizes

STOCK NO	EACH
HI1838947	202.85



Flare/Swage

Its compact design allows it to fit where others can't. With a long handle for additional leverage, it makes a precise, quality flare or swage. Tube sizes: 3/4", 5/8", 7/8", and 1 1/8"

STOCK NO	EACH
HI1838948	185.77



Compact Swage Tool

It has the power to swage 1 5/8" tubing and the control to swage 5/16" tubing without a crack. It's small, pistol-shape design, it can fit in the smallest of spaces. Includes: 3/8", 1/2", 5/8", 3/4" and 7/8" Expander Heads, Deburrer, Compact Swage Tool and kit box.

STOCK NO	EACH
HI1839015	562.42



Basic Flares

A cast steel yoke and hardened flaring bar provide durability; steel wing nuts offer a secure hold; a compact design allows it to fit in cramped spaces; and a long handle offers additional leverage.

O.D. CAPACITY	STOCK NO	EACH
1/8" - 3/4"	HI1838956	121.74
3/4" - 1 1/8"	HI1838955	145.76

Digital Adjustable Torque Wrench

Reduces the risk of refrigerant leaks from over or under tightening a flare nut on a mini-split. A digital screen for torque accuracy, 9 memory settings of common torque values, and light and sound indicators when desired torque is achieved.

SIZE	STOCK NO	EACH
1/4" - 1/16"	HI1963826	255.14



Duct Slitting Tool

Pierce, slit or scribe lines in sheet metal. (9 3/8")

STOCK NO	EACH
HI1890990	24.04



Duct Knife

Puncture-resistant sheath included
Sharp and 11 9/16" length for easy use.

STOCK NO	EACH
HI1891331	26.48



Hole Cutters

These two tools allow you to precisely cut holes into sheet metal.

SIZE	STOCK NO	EACH
2" to 12"	HI1891191	97.25
2" to 20"	HI1891192	123.78

Replacement bit
1 PK HI1891193 15.92



Duct Stretcher

16" Aluminum Body (0.70 lb)
Pull duct together with one hand.

STOCK NO	EACH
HI1890987	36.84


Replacement Wheels
HI1890988 15.61



Cable Tie Tensioning Tool

Tensioning Tool tightens both heavy and lightweight cable ties and cuts excess material in one fell swoop with its easy-to-use lever.

STOCK NO	EACH
HI1891190	43.35



Hand Seamers

Bend or flatten sheet metal. 3" wide with 1/4" depth marks, a rubber grip, and with a reinforced spring.

TYPE	STOCK NO	EACH
Offset	HI1891183	67.53
Straight	HI1891185	57.78

V-Notcher

Makes clean 30° v-shaped cuts in sheet metal without distorting or crimping the material.

SIZE	STOCK NO	EACH
1"	HI1891180	44.73



5 Blade Hand Crimper

Makes male-ends for joining and sealing identical size round sheet metal pipes.

THROAT DEPTH	STOCK NO	EACH
1 5/8"	HI1891187	44.73



Folding Tools

Sight holes for depth alignment allows accurate & uniform 3/8" or 1" folds in up to 18-gauge sheet metal

SIZE	STOCK NO	EACH
12"	HI1891146	22.11
18"	HI1890985	30.94
24"	HI1890986	39.78

Fin Straightening Tool

With two wheels that offer 12 sizes, easily remove debris and straighten condenser and evaporator coil fins.

STOCK NO	EACH
HI1891255	25.62



Vacuum Pump

Simply attach the Hilmer HVAC/R Carrying Strap. The front of the pump where the oil is stored is sloped downwards, creating a natural path for oil to drain faster. An oversized sight glass allows oil to be checked easier and an oversized oil fill port makes pouring in new oil easier as well.

MODEL	STOCK NO	EACH
5 CFM	HI1948121	547.09

120v • 1/2 HP • Intake 1/4", 3/8", 1/2" • Cap. 11oz



2-Valve Basic Manifold

A durable design, improved accessibility and smart functionality. The gauges have been optimized for greater 3 1/8" readability with improved graphics, high-contrast color and glow-in-the-dark functionality (Temp °F). Gauge connection 1/8" NPT male fitting. Double o-ring piston style valve type. Three 1/4" Charge ports. Sold with hilmer 60" refrigeration hoses.

Includes 60" Refrigeration Hoses

HIGH PRESSURE RANGE	REFRIGERANTS	STOCK NO	EACH
0-500 psi	R22	HI1839119	122.51
0-800 psi	R22/410A	HI1932650	211.50



Refrigeration Hoses

Designed with smart features including an extra abrasion-resistant layer for tough environments. Rated for 800 PSI and -20° to 180°F.

DIAMETER	LENGTH	STOCK NO	EACH
1/4" Set of 3	36"	HI1839158	68.43
3/8" Vacuum	36"	HI1839159	41.68
1/4" Set of 3	60"	HI1839153	81.46
3/8" Vacuum	60"	HI1839154	43.44



HVAC/R Tote

It includes 27 exterior and interior pockets, 18 elastic bands, tape loop, and clips for your keys so you can store your tools safely and find them quickly. Interior padded pocket provides safe storage for your meter. Reinforced rivets and a sturdy water-resistant bottom so contents inside won't be damaged. Holds up to 50 lbs. with a padded shoulder strap for comfort.

SIZE	STOCK NO	EACH
7 1/2" x 7 1/2" x 13"	HI1839078	86.66



**ProPress Power Tools
refer to page 1112
Pex Press Tool page 1215**



M18 Fuel Hammer Drill/Impact Kit

- Kit Includes:**
- 2797-22 1/2" Hammer Drill & 1/4" Hex Impact
 - (2) M18 REDLITHIUM
 - XC 4.0 Extended Capacity Batteries
 - M18 & M12 Multi-Voltage Charger
 - Belt Clip, Side Handle & Carrying Case

5 Year Tool Warranty

STOCK NO	EACH
MIHAMMERDR	509.31



REDLITHIUM Batteries

MODEL	STOCK NO	EACH
M12 REDLITHIUM Battery		
48-11-2401	MIM12BA	58.36
M18 XC Extended Capacity REDLITHIUM Battery		
48-11-1828	MIM18BA	144.71



M12 Cordless Recip Saw Kit

- Kit Includes:**
- 2420-21 Recip Saw Kit
 - (1) 12v REDLITHIUM Batteries
 - Charger & Contractor Bag

5 Year Tool Warranty

STOCK NO	EACH
MIHACKZALL	188.36



M18 FUEL™ SAWZALL® Reciprocating Saw Kit

- Kit Includes:**
- 2720-20 Cordless Sawzall
 - M18™ & M12™ Multi-Voltage Charger
 - M18™ REDLITHIUM™ XC5.0 Extended Capacity Battery Pack
 - Carrying Case
 - (1) Blade

5 Year Tool Warranty

STOCK NO	EACH
MIFUELSAWZALL	405.28



M18 TRUEVIEW LED Stand Light

- Quick Set up, 7' Max Ext.
- Rotating and pivoting head
- 26" footprint, reinforced legs
- High, Medium, & Low modes
- 850-2,000 Lumens, lasting 4-10 hours with M18 XC 5.0 Pack
- Low battery indicator light

5 Year Tool Warranty

STOCK NO	EACH
MILIGHTSTAND	272.24

M12 Cordless PVC Shear Kit



- Kit Includes:**
- 2470-21 PVC Shear Kit
 - (1) 12v REDLITHIUM Batteries
 - Charger & Carrying Case

5 Year Tool Warranty

STOCK NO	EACH
MIPVCSHEAR	294.35



M12 Cordless Copper Tubing Cutter Kit

- Kit Includes:**
- 2471-21 Copper Tubing Cutter Kit
 - (1) 12v REDLITHIUM Batteries
 - Charger & Carrying Case
 - 3/8"-1" Type L, K & M Copper

5 Year Tool Warranty

STOCK NO	EACH
MICOTUCU	274.83
Replacement Cutting Wheel 48-38-0010	
MITUCUWH	10.15



(00) Saw Blades

Compact Band Saw Blades

DESCRIPTION	STOCK NO	EACH
3-Pack	MICOBSSBL	18.13

M18 Jobsite Radio/Charger



- Kit Includes:**
- M18 Battery Charger
 - Bluetooth Stereo Receiver
 - Fast charge USB Port
 - Reinforced roll cage
 - 16" Auxiliary Input Cord
 - (2) AAA Batteries
 - Weather-Sealed Compartment

1 Year Tool Warranty

STOCK NO	EACH
MIRACH	288.41



CONNEXT Quick Change Handles

With hollow shaft

Handles accept any 1/4" power insert shank including Malco Hollow Head Chuck Drivers, Magnetic Hex Chuck Drivers.

GRIP LENGTH	STOCK NO	EACH
4 1/8"	MACONNEXT1	10.10
1 7/8"	MACONNEXT2	8.97
4 1/8"	MACONNEXT3	11.88



Power Bit Extension

Ball bearing on holder provides a positive lock on 1/4" hex shank power bits. Tempered steel. Black finish.

HEX OPENING	O/A LENGTH	STOCK NO	EACH
1/4"	6"	MABHE6	17.05
1/4"	10	MABHE10	18.84

Quick Change Hex Adapter

Accepts 1/4" hex power bits. Installs into chuck of a standard 3/8" power drill. Hex power bits can then be inserted or removed instantly without a key, by retracting the adapter sleeve. Tempered steel. Black finish.

HEX OPENING	SHANK DIA	STOCK NO	EACH
1/4"	3/8"	MAHAD1	22.65

Magnetic Hex Chuck Drivers

Use with Zip-in and Type "A" hex head self-drilling screws and Bit-Tip drill & tap screws.

HEX OPENING	SHANK DIA	STOCK NO	EACH
1/4"	1/4"	MAMSH14	4.77
5/16"	1/4"	MAMSH516	5.78
3/8"	1/4"	MAMSH38	7.35
1/4"	1/4"	MAMSHL14	7.26
5/16"	1/4"	MAMSHL516	8.41
3/8"	1/4"	MAMSHL38	9.79
7/16"	1/4"	MAMSHL716	11.64
1/4"	1/4"	MAMSHXL14	14.71
5/16"	1/4"	MAMSHXL516	17.27
3/8"	1/4"	MAMSHXL38	13.57



Double Ender Polished Drills

TWIST LGTH	STOCK NO	EACH
1/2"	MADE18	2.48
1/2"	MADE30	2.48



Hole Saw

For all types of wood

VENT SIZE	STOCK NO	EACH
6 1/4"	MAHSW97	131.66

Replacement Blades

6 1/4"	MARBW97	54.59
--------	---------	-------

Replacement Pilot Bit

1/4"	MAHSRD	29.43
------	--------	-------

For Additional Drill Bits refer to page 1910



Dual-Sided Hex Chuck Drivers

The dual-sided hex socket fits over a magnet-tipped, ball-detent locking hex shaft and is quickly reversed for changing sizes. Tested torque of the socket and shaft is equal to comparable one-piece single size drivers to ensure optimum screw performance.

SIZE	LENGTH	STOCK NO	EACH
1/4" & 5/16"	2"	MAMSHC	6.59
1/4" & 5/16"	4"	MAMSHMLC	14.25
1/4" & 5/16"	6"	MAMSHXLC	20.59
3/8" & 5/16"	2"	MAMSHC1	7.60

4 in 1 Multi-Socket Driver

Pocket size telescoping hex driver shafts. 1/4", 5/16", 3/8", 7/16" hex sizes.

STOCK NO	EACH
MA4IN1	19.47



TurboShear™ Drill Shear

Attaches to 12 volt cordless or A/C electric drill. Requires two hands to operate. Material must be preset in place or held by assistant.

STOCK NO	EACH
MATS1	73.39



TurboShear™ Heavy-Duty

Heavy-duty jaws and gearing are suitable for cutting 18ga. galvanized steel. 20ga. capacity in layered seams. Fits most 14.4v or larger drills.

STOCK NO	EACH
TSHD	135.39



TurboShear™ Double Cut

Attaches to drill and produces clean edge on both sides of cut. Cuts through seams & navigates 90° outside profiles

STOCK NO	EACH
MATSMD	171.97



TurboCrimper Impact

Installs into drill 1/4" Chuck. Crimp 30 to 24 gauge galvanized round duct. Five times faster than manual crimping.

STOCK NO	EACH
MAC5A2	194.18



Gold Standard Hole Cutter

Quickly installs into chuck of drill as small as 1/4". Adjustable fo 2" to 12" diameter holes in up to 20-gauge sheet metal.

STOCK NO	EACH
MAHC1	95.34

Replacement Bit

MACB	16.13
------	-------

Replacement Pivot Pin & Nut

MAHC1B	13.32
--------	-------





Setting Hammer

WEIGHT	STOCK NO	EACH
18 oz.	MASH3	71.24



"Magnetic Tip" Tape Measure

Use it for HVAC ductwork installations, ceiling grid applications, metal stud framing and more. A powerful magnet & self supporting 1" x 25' blade.

SIZE	STOCK NO	EACH
1" x 25'	MAT425M	25.18
1" x 30'	MAT430M	31.49



Torpedo Level Magnetic

LENGTH	STOCK NO	EACH
9"	MAL9M	27.33



Professional Caulking Gun

Square piston design. Puncture wire folds inside handle. 1/10 gal, spouted cartridge. 2" dia., 9" long.

STOCK NO	EACH
MACG20	51.63



Utility Caulking Gun

1/10 gal, spouted cartridge. 2" dia., 8 1/2" long.

STOCK NO	EACH
MACG10	7.05



Aluminum Handled Andy Snip

Straight pattern cutting. Metallic gray finish. Long life inlaid steel blades are also replaceable.

Straight Pattern

LENGTH OF CUT	STOCK NO	EACH
3 1/2"	MAM14	48.29



Combination Snips (Straight, Left, Right)

Cuts circles down to 6" - Beveled for pattern cuts

LENGTH OF CUT	STOCK NO	EACH
3 1/2"	MAMC14	54.14



Ultra Lightweight Combination Snips

10" polymer frame with 3" blades cuts up 26 gauge

LENGTH OF CUT	STOCK NO	EACH
3"	MAULC10	41.94



Max2000 Aviation Snips

With Classic Grip handles.

CUT	STOCK NO	EACH
Left	MAMAXCG1	40.60
Right	MAMAXCG2	40.60
Straight	MAMAXCG3	40.60



Max2000 Bulldog Aviation Snips

Designed for bulldog notching and trimming.

STOCK NO	EACH
MAMAXCG5	42.63



Max2000 Offset Aviation Snips

Cutting plane is offset for superior material flow.

CUT	STOCK NO	EACH
Left cut.	MAMAXCG6	49.37
Right cut.	MAMAXCG7	49.37



Offset Snips

Drop forged chrome molybdenum alloy steel blades with serrated edges, black oxide blade finish

CUT	STOCK NO	EACH
Left (Red)9015L	43.66
Right (Green)	9016R	43.66



Mini Aviation Snips

Compact & lightweight snips for challenging spots.

CUT	STOCK NO	EACH
Left cut.	MAAVM6EV	20.02
Right cut.	MAAVM7EV	20.02



Blade Refill

For Malco utility knife. 5 pack double point blades.

STOCK NO	EACH
MAKBH5	3.28



Replacement Blades

For Malco break-away knife.

STOCK NO	EACH
MABAKRB	7.76



T-Handle Hex Key Set

With vinyl grips, 6" long in reusable vinyl pouch.

LENGTH	STOCK NO	EACH
3/32" - 1/4"	MAWT6GS	45.65



**PRO-Fit™
Precision Flaring Kit**

The kit consists of five bell-shaped, color-coded, size-inscribed flaring bits designed for: 1/4", 3/8", 1/2", 5/8" and 3/4" (6, 7.5, 12, 16, 19-mm) tubing

STOCK NO	EACH
RE87001	175.10



**PRO-Fit™
Swaging Kit**

The spinning hex swage bit forms a consistent, fast standard 45° flare or swage without splits, burrs, blemishes in copper and aluminum tubing. Kit consists of 6 Swaging Bits:

1/4", 3/8", 1/2", 5/8", 3/4" and 7/8"

STOCK NO	EACH
RE87011	197.32



Pilot Bit

For Arbors Listed above

CHUCK	STOCK NO	EACH
1/4"	14PIBI	5.85



Extensions for Self-Feed Bits

1 per vinyl pouch

SIZE	STOCK NO	EACH
12"	12EXT	18.18



(21)

**High Speed
Jobber's Length Drills**

Manufactured to close tolerance in popular sizes for difficult work. For use with electric drill, drill press or hand drill.

DIA	LENGTH OVER-ALL	STOCK NO	EACH
5/32"	3 7/8"	532DRBI	1.90
3/16"	3 1/2"	316DRBI	2.39
1/4"	4"	14DRBI	3.56
5/16"	4 1/2"	516DRBI	5.52
3/8"	5"	38DRBI	8.01
7/16"	5 1/2"	716DRBI	12.47



(21)

Masonry Drill Bits

DIA	LENGTH OVER-ALL	STOCK NO	EACH
3/16"	3 1/2"	316MABI	9.14
1/4"	6"	14MABI	7.11
3/8"	6"	38MABI	6.21
1/2"	6"	12MABI	13.07
3/4"	10"	34MABI	44.93

Bi-Metal Utility Bit

SIZE	STOCK NO	EACH
7/8"	LE10949	24.65
1 1/8"	LE10951	35.34
1 3/8"	LE10953	45.59

Bi-Metal Utility Bit Extension


SIZE	STOCK NO	EACH
10"	LE30843	20.93



**20992-3636
Tri-Fold Saw**

- Lightweight saw locks blade in three convenient positions.
- Blade folds away inside handle when not in use.
- Comes with blade for cutting drywall, wood and non-metallic materials.
- Easily change to other reciprocating blades available for different applications.

STOCK NO	EACH
TRFOSA	32.41



**HSF-120
Lenox PVC/ABS
Plastic Pipe Hand Saw**

12"/300m blade & handle

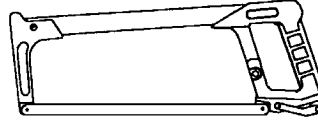
STOCK NO	EACH
HSF120	27.08
12" Replacement Blade HSB12	11.65
18" Replacement Blade HSB18	14.87

Bandsaw Blade

44⁷/₈" x 1¹/₂" x .020


Minimum order quantity is 3

LENGTH	TEETH	STOCK NO	EACH
44 ⁷ / ₈ "	14x18T	80112BSB	14.59



Lenox Hacksaw Frame

STOCK NO	EACH
4012HAFR	44.84



Hacksaw Blades

High speed, Magna Bi-Metal

LENGTH	TEETH	STOCK NO	EACH
10"	24	024HESABL	2.15
12"	18	218HESABL	2.34
12"	24	224HESABL	2.34

**Lenox Gold
Locking Tradesman Utility Knife**



MODEL	STOCK NO	EACH
10771	LE10771	15.10

**Lenox Gold
Utility Knife Replacement Blades
50 Pack**




MODEL	STOCK NO	EACH
20351	LE20351	28.12



**Sioux Chief "Sawhorse"
Multi-Purpose Hand Saw**

- High-quality, hardened-steel blade, teeth remain sharp through thousands of cuts.
- Has teeth on the nose for notching in tight areas and starting cuts in floors or walls.
- 12 inches long, 13 teeth per inch.

STOCK NO	EACH
SC30012	17.22
Replacement Blade SC30012B	13.88



(40)

Sioux Chief Wire Cable Saw

- For cutting plastic pipe in tight places.
- Disposable good for approx. 40 cuts
- Simply wrap around pipe and alternate pulling from either handle

Allow saw to cool before putting it back inside bag.

STOCK NO	EACH
SC39050105	3.25

Medium Metal Steel Demon Circular Saws

Ideal for Steel Studs, Angle Iron, Flat Bar, Channel, EMT Conduit, & All-thread. Mild Steel Only - 1/8" max wall thickness or 1" max diameter

SIZE	TEETH	ARBOR	STOCK NO	EACH
5 3/8"	30 TCG	20mm	D0530FM	34.95
6 1/2"	48 TCG	5/8"	D0648F	41.21
7 1/4"	48 TCG	5/8"	D0748CFX	42.69



Wood & Metal Circular Saw

Ideal for cutting wood and wood with nails, up to 2-1/4" material thickness; and metal ranging from 3/32"-1/4" wall thickness and 1/4"-1" diameter

SIZE	TEETH	ARBOR	STOCK NO	EACH
6 1/2"	32 C-ATB	5/8"	D0632GPX	32.00
7 1/4"	36 C-ATB	5/8"	D0736GPX	28.70



Metal DC Duo Cut & Grind Disc - Type 27

Dual cutter and grinder for steel, stainless, cast iron, sheet metal. Hub type 27 with .125" thickness

SIZE	RPM	ARBOR	STOCK NO	EACH
4 1/2"	13280	7/8"	DBD045125X01F	3.01



Metal Cut Off Discs Thin Kerf

Angle grinder for steel, stainless, cast iron, sheet metal. Hub type 1. Thin Kerf Design .04" Thickness

SIZE	RPM	ARBOR	STOCK NO	EACH
4 1/2"	13280	7/8"	DBD045040101F	2.06
5"	12200	7/8"	DBD050040101F	2.71
6"	10150	7/8"	DBD060045101F	2.64



24 Tooth Framing Saw Blade

Ideal for General construction applications, framers, roofers, remodelers, and concrete formers. Tracking Point™ design for straight cuts

SIZE	TEETH	ARBOR	STOCK NO	EACH
7 1/4"	24 ATB	5/8"	D0724X	13.80



Diamond Metal Cut-off Wheels

Ideal for rebar, angle iron, cast iron and steel bar. Diamond rim delivers up to 100X longer cutting life providing more control, less sparks and less dust

SIZE	TEETH	ARBOR	STOCK NO	EACH
4 1/2"	Diamond	7/8"	DDD045DIA101F	15.17



5 Piece Carbide Recip Set

- (2) DS0606CWS - 6" Demo Demon
- (1) DS0608CF - 6" Steel Demon
- (1) DS0906CWS - 9" Demo Demon
- (1) #DS0908CF - 9" Steel Demon

DESCRIPTION	STOCK NO	EACH
5 Piece Kit	DS005SC	51.99



Reciprocating Blades

Wood, Nail-Embedded Wood, and General Purpose (Wood & Metal) Cutting

LENGTH	TEETH	APPLICATION	TOOTH DESIGN	PACKS	STOCK NO	EACH
9"	3 TPI	Pruning & Clean Wood	Carbide Teeth	1pk	DS0903CP	10.12
9"	3 TPI	Pruning & Clean Wood	Carbide Teeth	3pk	DS0903CP3	27.04
6"	6/9 TPI	Nail-Embedded Wood	Carbide Teeth	3pk	DS0606CWS	24.29
6"	6/9 TPI	Nail-Embedded Wood	Carbide Teeth	10pk	DS0606CWS10	72.93
7 3/8"	5 TPI	Nail-Embedded Wood	Carbide Teeth	3pk	DS0705CWR3	28.01
9"	6/9 TPI	Nail-Embedded Wood	Carbide Teeth	3pk	DS0906CWS	34.48
9"	6/9 TPI	Nail-Embedded Wood	Carbide Teeth	10pk	DS0906CWS10	104.72
12"	6/9 TPI	Nail-Embedded Wood	Carbide Teeth	3pk	DS1206CWS	44.75
6"	9 TPI	General Purpose (1/8" to 1/2")	Carbide Teeth	3pk	DS0609CGP	27.04
6"	9 TPI	General Purpose (1/8" to 1/2")	Carbide Teeth	10pk	DS0609CGP10	85.59
9"	9 TPI	General Purpose (1/8" to 1/2")	Carbide Teeth	3pk	DS0909CGP	36.07
9"	9 TPI	General Purpose (1/8" to 1/2")	Carbide Teeth	10pk	DS0909CGP10	115.73
12"	9 TPI	General Purpose (1/8" to 1/2")	Carbide Teeth	3pk	DS1209CGP	48.47
6"	6/12 TPI	Nail-Embedded Wood	Variable Tooth	5pk	DS0612BW	15.26
6"	6/12 TPI	Nail-Embedded Wood	Variable Tooth	25pk	DS0612BW25	58.85
9"	6/12 TPI	Nail-Embedded Wood	Variable Tooth	5pk	DS0912BW	20.66
9"	6/12 TPI	Nail-Embedded Wood	Variable Tooth	25pk	DS0912BW25	82.41
12"	6/12 TPI	Nail-Embedded Wood	Variable Tooth	5pk	DS1212BW	26.33
6"	8/14 TPI	General Purpose	Variable Tooth	5pk	DS0614BGP	15.26
9"	8/14 TPI	General Purpose	Variable Tooth	5pk	DS0914BGP	20.66



Metal Demolition and Metal Cutting

LENGTH	TEETH	APPLICATION	TOOTH DESIGN	PACKS	STOCK NO	EACH
6"	8 TPI	Thick Metal (3/16" to 9/16")	Amped™ Carbide	3pk	DS0608CFA3	44.94
6"	8 TPI	Thick Metal (1/8" to 1/2")	Carbide Teeth	3pk	DS0608CF	35.46
6"	8 TPI	Thick Metal (1/8" to 1/2")	Carbide Teeth	10pk	DS0608CF10	111.84
9"	8 TPI	Thick Metal (3/16" to 9/16")	Amped™ Carbide	3pk	DS0908CFA3	62.25
9"	8 TPI	Thick Metal (1/8" to 1/2")	Carbide Teeth	3pk	DS0908CF	49.89
9"	12 TPI	Thin Metal (Less Than 1/8")	Carbide Teeth	1pk	DS0912CF	19.06
9"	8 TPI	Thick Metal (1/8" to 1/2")	Carbide Teeth	10pk	DS0908CF10	153.70
12"	8 TPI	Thick Metal (1/8" to 1/2")	Carbide Teeth	3pk	DS1208CF	69.51
12"	8 TPI	Thick Metal (1/8" to 1/2")	Carbide Teeth	10pk	DS1208CF10	212.04
6"	10 TPI	Medium Metal (1/16" to 1/8")	Carbide Teeth	3pk	DS0610CF	36.07
6"	10 TPI	Medium Metal (1/16" to 1/8")	Carbide Teeth	10pk	DS0610CF10	115.73
9"	10 TPI	Medium Metal (1/16" to 1/8")	Carbide Teeth	3pk	DS0910CF	48.47
9"	10 TPI	Medium Metal (1/16" to 1/8")	Carbide Teeth	10pk	DS0910CF10	156.59
6"	20 TPI	Thin Metal (Less than 1/8")	Carbide Strip	1pk	DS0620CF	13.13
8"	20 TPI	Thin Metal (Less than 1/8")	Carbide Strip	1pk	DS0820CF	18.66
6"	8/10 TPI	Thick Metal (1/8" to 1/2")	Dual Tooth	5pk	DS0608BFD	16.06
9"	8/10 TPI	Thick Metal (1/8" to 1/2")	Dual Tooth	5pk	DS0908BFD	21.15
6"	14/18 TPI	Medium Metal (1/16" to 5/16")	Dual Tooth	5pk	DS0614BF	15.26
6"	14/18 TPI	Medium Metal (1/16" to 5/16")	Dual Tooth	25pk	DS0614BF25	58.85
9"	14/18 TPI	Medium Metal (1/16" to 5/16")	Dual Tooth	5pk	DS0914BF	20.66
9"	14/18 TPI	Medium Metal (1/16" to 5/16")	Dual Tooth	25pk	DS0914BF25	82.41
12"	14/18 TPI	Medium Metal (1/16" to 5/16")	Dual Tooth	5pk	DS1214BF	26.16
6"	20/24 TPI	Thin Metal (Less than 1/8")	Dual Tooth	5pk	DS0620BF5	14.55
9"	20/24 TPI	Thin Metal (Less than 1/8")	Dual Tooth	5pk	DS0920BF	20.70
3 1/4"	32 TPI	HVAC/Ductwork	HRC 62	5pk	DS0332BF5	15.56

Cast Iron, Fiber Cement, Masonary & Fiberglass

LENGTH	TOOTH DESIGN	PACKS	STOCK NO	EACH
9"	Diamond Grit + Thin Kerf	1pk	DS0930DGX	15.33

Metal Cut Off Disc Type 27

Angle grinder for steel, stainless, cast iron, sheet metal. Hub type 27 with 1/16" blade thickness

SIZE	RPM	ARBOR	STOCK NO	EACH
4 1/2"	13280	7/8"	DBD045063701F	2.15



Metal Circular Cut Off Disc

Grinder/Circ. saw for steel, stainless, cast iron, sheet metal. Hub type 1 with 1/8" blade thickness

SIZE	RPM	ARBOR	STOCK NO	EACH
7"	8450	5/8"DKO	DBD070125L01F	2.52





Hole Saws

Variable tooth design for faster cuts.
2³/₈" cutting depth. Snap-Lock™ mandrel system.

SIZE	STOCK NO	EACH
3/4"	DS34HOSA	7.72
7/8"	DS78HOSA	8.53
1"	DS1HOSA	8.83
1 1/8"	DS118HOSA	9.20
1 1/4"	DS114HOSA	9.97
1 3/8"	DS138HOSA	10.40
1 1/2"	DS112HOSA	10.62
1 3/4"	DS134HOSA	11.50
1 7/8"	DS178HOSA	12.02
2"	DS2HOSA	12.16
2 1/8"	DS218HOSA	12.66
2 1/4"	DS214HOSA	13.00
2 1/2"	DS212HOSA	13.65
2 9/16"	DS2916HOSA	13.88
3"	DS3HOSA	15.22
3 1/2"	DS312HOSA	17.32
3 3/8"	DS358HOSA	17.45
4"	DS4HOSA	23.09
4 1/8"	DS418HOSA	24.63
4 1/4"	DS414HOSA	26.16
4 1/2"	DS412HOSA	27.53
4 3/4"	DS434HOSA	28.89
5"	DS5HOSA	30.84
5 1/2"	DS512HOSA	32.00
5 3/4"	DS534HOSA	32.99
6"	DS6HOSA	34.71

Recessed Lighting Hole Saw

6 3/8"	DS638HOSARL	57.79
--------	-------------	-------

Snap-Lock Plus™ Mandrel System

3/32" (7.15mm) HSS-G pilot drill and 2 adapter nuts

SIZE	STOCK NO	EACH
3/8" hex shank	DHSAR375	17.41
7/16" hex shank	DHSAR500	17.41

Adapter Nuts

2-pack for use with other holes saws with Snap-Lock™ Mandrel System

STOCK NO	EACH
DHSNUT2	4.62

Pilot Drill Bits

SIZE	STOCK NO	EACH
3/32" HSS-G	DHS4BIT1I	4.17
1/4" Cobalt	DHSBITCB	6.28
1/4" Carbide	DHS4BITCT	8.75

Self Feed Wood Bits

SIZE	STOCK NO	EACH
1 3/8"	DSF1375	47.22
2"	DSF2000	52.88
2 1/8"	DSF2125	54.77
2 9/16"	DSF2562	66.10



9 Piece Hole Saw Kits

7/8", 1 1/8", 1 3/8", 1 1/2", and 2" hole saws.
1 piece Snap-Lock Plus Mandrel.
1 Pilot Bit and 2 Adapter Nuts (1/2" and 5/8").

DESCRIPTION	STOCK NO	EACH
9 Piece Kit	DHS09SGP	61.65

14 Piece Hole Saw Kits

7/8", 1 1/8", 1 3/8", 1 1/2", 2", 2 1/8", 2 1/2" and 2 9/16" hole saws.
1 piece Snap-Lock Plus Mandrel.
1 Pilot Bit and 2 Adapter Nuts (1/2" and 5/8").

DESCRIPTION	STOCK NO	EACH
14 Piece Kit	DHS14SGP	123.98

17 Piece Hole Saw Kit

1 1/8", 1 1/4", 1 3/8", 1 1/2", 1 3/4", 2 1/4", 2 9/16", 3", 3 5/8", 4", and 4 1/2" hole saws.
3/8" and 7/16" Snap-Lock Plus Mandrels.
2 Pilot Bits and 2 Adapter Nuts (1/2" and 5/8").

DESCRIPTION	STOCK NO	EACH
17 Piece Kit	DHS17SPL	194.52

Carbide-tipped 9 Piece Hole Saw Kits

1", 1 1/8", 1 3/8", 1 1/2", and 2" carbide-tipped hole saws. 1 piece Snap-Lock Plus Mandrel.
1 Pilot Bit and 2 Adapter Nuts (1/2" and 5/8").
Drills clean wood, nail-embedded wood, plastic, aluminum, metal, cast iron and stainless steel.

DESCRIPTION	STOCK NO	EACH
9 Piece Kit	DHS09SGPCT	116.61

Carbide-tipped 13 Piece Hole Saw Kits

1 1/8", 1 3/8", 1 1/2", 2", 2 1/8", 2 9/16", 2 5/8", and 3" carbide-tipped hole saws. 1 piece Snap-Lock Plus Mandrel. 1 carbide pilot bit, 1 cobalt pilot bit and 2 Adapter Nuts (1/2" and 5/8").
Designed for plumbers.

DESCRIPTION	STOCK NO	EACH
13 Piece Kit	DHS13SPLCT	222.10

Carbide-tipped Hole Saws

Variable tooth design for wood, nail-embedded wood, plastic, aluminum, metal, cast iron, stainless steel and metal.
2 3/8" cutting depth. Snap-Lock™ mandrel system.

SIZE	STOCK NO	EACH
7/8"	DS78HOSACT	16.04
1"	DS1CTHOSA	16.64
1 1/16"	DS1116CTHOSA	17.24
1 1/8"	DS118CTHOSA	18.06
1 1/4"	DS114CTHOSA	18.48
1 3/8"	DS138CTHOSA	19.20
1 1/2"	DS112CTHOSA	19.88
1 5/8"	DS158CTHOSA	20.18
1 3/4"	DS134CTHOSA	20.40
1 7/8"	DS178CTHOSA	21.71
2"	DS2CTHOSA	22.55
2 1/8"	DS218CTHOSA	24.14
2 1/4"	DS214CTHOSA	25.64
2 3/8"	DS238CTHOSA	26.61
2 1/2"	DS212CTHOSA	27.41
2 9/16"	DS2916CTHOSA	27.69
2 5/8"	DS258CTHOSA	27.90
3"	DS3CTHOSA	29.02
3 5/8"	DS358HOSACT	35.29
4 1/2"	DS412HOSACT	57.90
4 5/8"	DS458HOSACT	59.84

Steel Demon™ Carbide Teeth Hole Cutter Set

7/8", 1 1/8" & 1 3/8" Steel Demon Carbide Teeth Hole Cutters.
7/16" Snap-Lock™ Plus Mandrel System.
Two plug eject Cobalt pilot bits.

DESCRIPTION	STOCK NO	EACH
6 Piece Kit	DHS06CFS	117.81

Steel Demon Flap Disc

Angle grinder and polisher for metal, stainless steel.
Type 29 conical design with 7/8" arbor (No Hub)

SIZE	RPM	GRIT	STOCK NO	EACH
4 1/2"	13280	40	DCX045040N01F	8.34

Steel Demon Corner-edge Flap Disc

Angle grinder and polisher for metal, stainless steel.
Type 29 conical design with 7/8" arbor (No Hub)

SIZE	RPM	GRIT	STOCK NO	EACH
4 1/2"	13280	40	DCC045040N01F	18.89

24 Piece Screwdriving Set



Includes:

- (1) 1" #1 Phillips Drive Bit
- (2) 1" and (2) 2" #2 Phillips Drive Bits
- (1) 1" #2 Phillips Reduced Drywall Screws Bit
- (1) 1" #3 Phillips Drive Bit
- (1) 1" #1 Square Drive Bit
- (1) 1" and (1) 2" #2 Square Drive Bits
- (1) 1" #3 Square Drive Bit
- (1) 1" #10 Torx Drive Bit
- (1) 1" and (1) 2" #15 Torx Drive Bits
- (2) 1" and (2) 2" #20 Torx Drive Bits
- (2) 1" and (1) 2" #25 Torx Drive Bits
- (1) 1" #30 Torx Drive Bit
- (1) 1" #40 Torx Drive Bit
- (1) 2 3/8" Magnetic Drive Bit Holder

DESCRIPTION	STOCK NO	EACH
24 PIECE	DSCS24	21.97

Magnetic Nut Setters



Kit Includes: 1/4", 5/16", 3/8", 7/16" & 1/2"

SIZE	LENGTH	STOCK NO	EACH
5 Piece Kit	1 7/8"	DNTSSS5	12.02
5 Piece Kit	2 3/16"	DNTSLS5	18.53
1/4"	1 7/8"	DNTSS14	3.20
5/16"	1 7/8"	DNTSS516	3.20
3/8"	1 7/8"	DNTSS38	3.20
7/16"	1 7/8"	DNTSS716	3.68
1/2"	1 7/8"	DNTSS12	3.68

Phillips Drive Bits

Set Includes: #1, #2 & #3



DESCRIPTION	LENGTH	STOCK NO	EACH
3 Piece Set	1"	DPHV1S3	2.28
#1	2"	DPH12P1	1.83
#2 (2 Pack)	1"	DPH21P2	1.83
#2R (25 Pack)	1"	DPH2R1P25	12.02

Double-Ended Bit Packs



SIZE	STOCK NO	EACH
Phillips #1, #2 & #3	DDEPHV25S3	3.68
Phillips #2, Square #2 & Torx #25	DDEV25S3	3.68

Square Drive Bits



SIZE	LENGTH	STOCK NO	EACH
#2	2"	DSQ22P1	1.83
#2 (5 Pack)	2"	DSQ22P5	5.54
#3	2"	DSQ32P1	1.83

Torx Drive Bits



Set Includes: #10, #15, #20, #25, #27, #30 & #40

DESCRIPTION	LENGTH	STOCK NO	EACH
7 Piece Set	1"	DTV1S7	5.27
#40 (25 Pack)	1"	DT401P25	12.02

Universal Extension



SIZE	LENGTH	STOCK NO	EACH
1/4" Hex	6"	DXT1010	9.50
1/4" Hex	12"	DXT1020	11.76
7/16" Hex	5 1/2"	DHS500XT6	17.95
7/16" Hex	12"	DHS500XT12	19.93
7/16" Hex	18"	DHS500XT18	21.94

Magnetic Drive Bit Holder



SIZE	STOCK NO	EACH
2 3/8"	DBH238	3.68
2 3/8" Quick Change	DBH238QC	5.54

Square x Hex Socket Adapter



SIZE	STOCK NO	EACH
1/4" Square x 1/4" Hex	DSA0250	2.77
3/8" Square x 1/4" Hex	DSA0375	3.68
1/2" Square x 1/4" Hex	DSA0500	4.62

SDS-Plus 2-Cutter Stop Bit



SIZE	STOCK NO	EACH
1/2" x 13/16"	DMAST1020	21.65

Tile & Stone Carbide Tipped Drill Bit



SIZE	LENGTH	STOCK NO	EACH
5/16"	2 1/4"	DMANS1040	9.03

SDS-Plus Full Carbide Head Concrete Anchor Hammer Drill Bits



SIZE	WORKING LENGTH	LENGTH	STOCK NO	EACH
5/32"	3 1/2"	6"	DMAPL2910	15.71
3/16"	3 1/2"	6"	DMAPL2920	8.83
1/4"	3 1/2"	6"	DMAPL2930	8.47

SDS-Plus Concrete Anchor Drive Sleeve



Compatible with 5/32", 3/16" and 1/4" Concrete Anchor Hammer Drill Bits

LENGTH	STOCK NO	EACH
5 3/4"	DMAPL2960	11.00

Rebar Demon™ SDS-Plus 4-Cutter Full Carbide Head Hammer Drill Bit



SIZE	WORKING LENGTH	LENGTH	STOCK NO	EACH
7/16"	4"	6"	DMAPL4174	10.72
7/16"	10"	12"	DMAPL4176	15.41
1/2"	4"	6"	DMAPL4180	8.47
1/2"	16"	18"	DMAPL4200	23.43
5/8"	16"	18"	DMAPL4240	32.37
3/4"	8"	10"	DMAPL4250	32.15

Carbide Tipped Hammer Drill Bit Set



Length: 6"
5/32", 3/16", 1/4", 5/16", & 3/8"

DESCRIPTION	STOCK NO	EACH
5 Piece Kit	DMAMM1190S5	21.00

Installer Bits



SIZE	WORKING LENGTH	LENGTH	STOCK NO	EACH
1/4"	3"	18"	DIB1050	11.72
1/2"	3"	18"	DIB1080	14.19

Auger Bits



SIZE	LENGTH	STOCK NO	EACH
1/4"	7 1/2"	DAG1010	10.21
1/8"	7 1/2"	DAG1140	23.13
1 3/8"	7 1/2"	DAG1160	27.43
1 1/2"	7 1/2"	DAG1170	28.18
3/4"	17 1/2"	DAG3070	27.17
7/8"	17 1/2"	DAG3090	30.54
1 1/16"	17 1/2"	DAG3120	32.24
1 1/4"	17 1/2"	DAG3140	33.36

SPEEDemon™ Spade Bits



9 Piece Set: 1/4", 3/8", 1/2", 9/16", 5/8", 11/16", 3/4", 7/8" & 1"
16 Piece Set: 1/4", 5/16", 3/8", 7/16", 1/2", 9/16", 5/8", 11/16", 3/4", 3/16", 7/8", 1", 1 1/8", 1 1/4", 1 3/8" & 1 1/2" • Length: 6"

SIZE	STOCK NO	EACH
9 Piece Set	DSP2930S9	17.37
16 Piece Set	DSP2980S16	38.77
1/2"	DSP2050	2.66
5/8"	DSP2070	2.81
3/4"	DSP2090	2.92
7/8"	DSP2110	2.99
1"	DSP2130	3.09
1 1/8"	DSP2140	4.54
1 1/4"	DSP2150	4.96
1 3/8"	DSP2160	5.03
1 1/2"	DSP2170	5.11

SDS-Plus Tile Chisel



SIZE	LENGTH	STOCK NO	EACH
1 1/2"	10"	DMAPLCH2020	16.74

SDS-Plus Twist Point Chisel



LENGTH	STOCK NO	EACH
10"	DMAPLCH2030	16.81

SDS-Plus Rebar Cutter



SIZE	WORKING LENGTH	LENGTH	STOCK NO	EACH
5/8"	5"	12"	DMAPLRC1040	41.21

Diamond Cut-Off Disc For Masonry



Design for up to 60% smoother cuts, resulting in chip-free cuts without burn marks

SIZE	RPM	ARBOR	STOCK NO	EACH
Continuous				
4 1/2"	13280	7/8" & 5/8"	DMADC0450	34.73
Segmented				
4 1/2"	13280	7/8" & 5/8"	DMADS0450	29.75
7"	8450	7/8" & 5/8"	DMADS0700	49.59

T-Shank Jig Saw Set For Wood & Metal



DESCRIPTION	STOCK NO	EACH
5 Piece Kit	DJT5S	8.66
10 Piece Kit	DJT10S	17.33

Impact Step Drill Bits



SIZE	STOCK NO	EACH
1/4" - 1/2"	DSD0500S13	35.72
7/8" - 1 1/8"	DSD1125S17	69.41
7/8" - 1 3/8"	DSD1375S15	75.38
Bit Set: Includes all 3 sizes & case		
1/4" - 1/2", 7/8" - 1 1/8" & 7/8" - 1 3/8"	DSDS003	132.00

Oscillating Blades



Starlock General Purpose Oscillating Blades

- 1 1/4" Bi-Metal Blade for Nail-Embedded Wood
- 1 1/4" Bi-Metal Blade for Clean Wood
- 1 1/4" Carbide Blade for General Purpose Cuts
- 1 1/4" Carbide Blade for Metal
- 2" Bi-Metal Blade for Drywall

DESCRIPTION	STOCK NO	EACH
5 Piece Kit	DOS5S	71.28

Starlock Carbide Grit Oscillating Blade for Grout and Mortar



SIZE	STOCK NO	EACH
2 3/4"	DOSCGX	30.76

Universal Fit Carbide Oscillating Blades for General Purpose Cuts



SIZE	STOCK NO	EACH
1 1/4" (3-Pack)	DOU125CGP3	47.09

Universal Fit Bi-Metal Oscillating Blades for Clean Wood



SIZE	STOCK NO	EACH
1 1/4" (3-Pack)	DOU125JBW3	36.61

Universal Fit Diamond Grit Oscillating Blade for Grout



SIZE	STOCK NO	EACH
1/16" Grout Thickness	DOU16DGX	41.83

Universal Fit Bi-Metal Oscillating Blade for Drywall



SIZE	STOCK NO	EACH
2"	DOU200RBD	19.86



Universal Fit General Purpose Oscillating Blades

- 1 1/4" Bi-Metal Blade for Nail-Embedded Wood
- 1 1/4" Bi-Metal Blade for Clean Wood
- 1 1/4" Carbide Blade for General Purpose Cuts
- 1 1/4" Carbide Blade for Metal
- 2" Bi-Metal Blade for Drywall

DESCRIPTION	STOCK NO	EACH
5 Piece Kit	DOU5S	71.28

Universal Fit Carbide Oscillating Blade for General Purpose Cuts



SIZE	STOCK NO	EACH
2 3/4"	DOU275RCGP	31.38

Universal Fit Bi-Metal Oscillating Blade for General Purpose Cuts



SIZE	STOCK NO	EACH
3 1/2"	DOU350RBGP	26.16

Universal Fit Bi-Metal Oscillating Blade for Metal

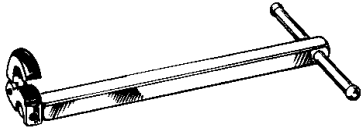


SIZE	STOCK NO	EACH
1 1/4"	DOU125BF	18.79

Universal Fit Bi-Metal Oscillating Blades for Nail-Embedded Wood

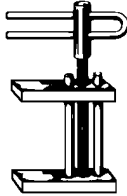


SIZE	STOCK NO	EACH
1 1/4" (3-Pack)	DOU125BW3	36.61



"Speedy" Basin Wrenches

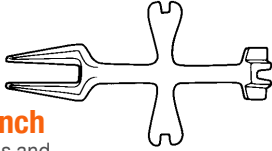
LENGTH	STOCK NO	EACH
With Standard Jaq 11"	CS3000C	10.15



Spud Wrench

Hardened steel for removal or installation of closet spuds, sink strainers, P.O. plugs, waste and overflows

CAPACITY	STOCK NO	EACH
1" - 4"	CS3030	31.66



P.O. Plug Wrench

Holds pop-up plugs and basket strainers in position and keeps them from turning during installation

STOCK NO	EACH
CS3024	6.04

Strainer Lock Nut Wrench

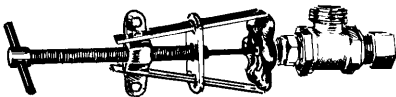
with hinged jaw

STOCK NO	EACH
CS3003	9.84

Tub Drain Extractor Tool

No. 97258

STOCK NO	EACH
RE97258	119.75

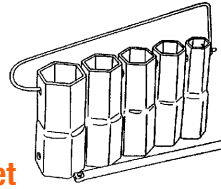
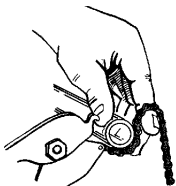


Handle Puller

STOCK NO	EACH
CS3074C	12.80

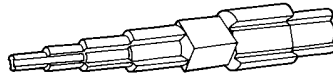
Wheeler HD Glass Cutter

STOCK NO	EACH
69012GLCU	78.49



Socket Wrench Set

STOCK NO	EACH
CS3068	14.06



Radiator Nipple Wrench

STOCK NO	EACH
CS3007	13.98

"Lucky" Pipe Taps



CAPACITY	STOCK NO	EACH
1/8"	CS3441	5.92
1/4"	CS3442	7.28
3/8"	CS3443	8.64
1/2"	CS3444	8.80
3/4"	CS3445	13.60
1"	CS3446	33.60
1 1/4"	CS3447	55.52
1 1/2"	CS3448	74.00
2"	CS3449	106.96

Pipe Extractors



SIZE	STOCK NO	EACH
1/8"	18PIEX	16.33
1/4"	14PIEX	17.72
3/8"	38PIEX	17.88
1/2"	12PIEX	20.97
3/4"	34PIEX	25.56
1"	1PIEX	37.19
1 1/4"	114PIEX	59.04

Swedge Tool



Swedges: 3/8", 1/2", 3/4" I.D. Nominal

SLIPS O.D. TUBING	STOCK NO	EACH
1/2, 5/8 & 7/8"	CS3713	18.83

"Flip Drive" Reversible Socket



Reversible Socket Drives: 1/4" & 5/16"

MODEL	STOCK NO	EACH
7411	RE7411	8.25

Rectorseal "Golden Grip" Internal Pipe Wrench



SIZE	STOCK NO	EACH
1/2"	12INPIWR	84.89



Pasco Ram Bit

For in-line repairs and installations. Reams plastic pipe squarely & accurately below the surface or finished grade.

Works on: ABS DWV, PVC DWV, PVC Pressure.

SIZE	STOCK NO	EACH
1 1/2"	PA3243	29.60
2"	PA3244	30.40
3"	PA3253	41.60
4"	PA3254	45.60

Pasco Smart Dumbell

Installs and removes tub drains & closet spuds.

PART NO	STOCK NO	EACH
4554	PA4554	10.62

Pasco 4-Way Key

Sizes: 1/4" - 9/32" - 5/16" - 11/32"

PART NO	STOCK NO	EACH
1701	PA1701	5.83

Ratcheting Adjustable Wrench



- Opens 3/8" to 1 5/16"
- Streamlined jaws for access into tight places
- High strength chrome vanadium steel

STOCK NO	EACH
RE9600	19.69

Miscellaneous Tools and Specialties ⁽⁴⁰⁾

bramec.com

siouxchief.com

(18)



Tie-Down Straps

SIZE	STOCK NO	EACH
15"	R715B	2.42
20"	R722B	2.61
31"	R731B	3.40




Curved Handle Wire Brush

SIZE	STOCK NO	EACH
14"	14CUHABR	5.56



Large Wood Handle Dope Brush

SIZE	STOCK NO	EACH
3/4"	34DOBR	1.77



Dope/Cement Brush

China bristles, Wood handle

SIZE	STOCK NO	EACH
2"	2DOBR	4.54

Outdoor Extension Cords

Heavy duty, round, vinyl extension cord designed for industrial use. Orange vinyl jacket protects against oil, grease, ozone, and gives added flexibility at below freezing temperatures. Vinyl plugs and connectors are molded on and won't break or pull off cord.



LENGTH	WIRE	STOCK NO	EACH
25'	16/3	7ECC1625	43.40
50'	16/3	7ECC1650	97.46
100'	16/3	7ECC16100	127.50

3-Way Power Spread

- Meets OSHA Requirements.
- SJTW-A Insulation.
- High visibility orange thermo-plastic PVC jacket.
- Grounded three way power spread features unbreakable molded connectors serving as the power source for three different jobs at the same time with 3 outlets.



LENGTH	WIRE	STOCK NO	EACH
2'	12/3	BR8536	46.73



Extension Lights

These all-weather lights are extra flexible with metal guards. Rating- 13A/125V

LENGTH	WIRE	STOCK NO	EACH
50'	16/3	5201	151.62



5" LED Penlight

(2) "AA" Cell Batteries.

STOCK NO EACH

BR16064	9.07
---------	------



Batteries

general purpose.

STOCK NO EACH

AA batteries	
1AABA	1.22
D batteries	
1D1BA	2.71

Bramec 75 Watt Rough Service Bulb

STOCK NO EACH

BR8501	1.68
--------	------



Inspection light

Seekermini - UV Led Light
3 AAA Batteries Included

STOCK NO EACH

84DCPLUS	80.22
----------	-------



HemiPlus Cliplight

Rechargeable 4 hours at 1200 lumens.
Metal hook and removable magnetic cover.

STOCK NO EACH

114302	238.34
--------	--------



Camo Clipstrip Pocket Light

Three AAA Batteries included.
140 lumens and a pivoting magnetic clip.

STOCK NO EACH

111116	27.86
--------	-------



Cliplight Spotlight

- Rechargeable 3 hours at 1200 lumens.
- 2 adjustable joints on magnetic stand.
- 3 power modes including a dimmer.

STOCK NO EACH

111121	167.24
--------	--------



Sioux Chief Work Gloves

DESCRIPTION	STOCK NO	EACH
Brown Jersey	SC96120	2.65
Seamless w/Gripping Dots	SC96122	3.15



Knit Gloves

Maxiflex Seamless Knit Gloves

DESCRIPTION	STOCK NO	EACH
Large	PIP34874L	8.32
X-Large	PIP34874XL	8.32



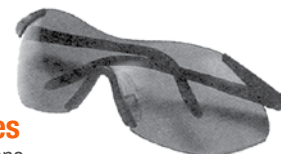
ATLANTA Knee-PRO Ultra Flex Pads

PART NO	STOCK NO	EACH
9215	AT9215	48.46



Shoe Covers

PART NO	STOCK NO	EACH
SC-1	SC1	37.01



Veratti Sport Safety Glasses

Grey frame/clear lens

STOCK NO	EACH
SAFEGGLASSES	11.80

Miscellaneous Tools and Specialties ⁽¹⁸⁾

brotex.com

laco.com



LA-CO Hand Towels

Tub of big pre-moistened hand-cleaning towels.

STOCK NO	EACH
TUBTOL	17.26



General Purpose Towels

200 per Box.

STOCK NO	EACH
TOWINBOX	20.43

Pastel Knit Rags

10lb. Box.

STOCK NO	EACH
RAINBOX	19.43

Liquid Wrench

The super penetrator that loosens rusted bolts, nuts and parts in seconds.

SIZE	STOCK NO	EACH
11 oz. spray	11OZLIWR	11.25
Pint	PTLIWR	7.54

LACO Zoom Spout Oiler

Premium Grade All Purpose Oil

Flexible telescoping spout extends 7" for difficult-to-reach areas.

SIZE	STOCK NO	EACH
4 oz.	4OZZOSP	3.82



Gel-Gloss

Cleans, seals, protects and beautifies marble vanities, ceramic tile, fiberglass fixtures.

SIZE	STOCK NO	EACH
16 oz.	G EGLCL	10.30

Ekern Last Drop Suction Gun

(40) Ekern Last Drop Suction Gun

Removes water from toilet tanks for repair or replacement.

STOCK NO	EACH
LADRSUGU	41.25



Universal All Purpose Grease

Lubricates faucet stem threads, O-ring packings, gaskets, ballcock cup leathers, etc.

SIZE	STOCK NO	EACH
2 oz.	HEPRGR	5.41

Soapstone Flat Marker

Used for or temporary marking of metal during welding or fabrication. Easily removed and will not contaminate weld.

SIZE	STOCK NO	EACH
5 x 1/2 x 3/16	SOSTMA	.38

Soapstone Flat Marker Holder

STOCK NO	EACH
SOSTHO	8.11

Yellow Lumber Crayon

Marking Range: -50°F to 150°F.

SIZE	STOCK NO	EACH
1/2" x 4 5/8"	LUCA	1.27

Dura-Ink Markers

SIZE	COLOR	STOCK NO	EACH
No. 25 King size.			
1/2" x 4 5/8"	Black	BLMARKER	3.90
1/2" x 4 5/8"	Blue	BLUEMARKER	2.41
1/2" x 4 5/8"	Red	REDMARKER	3.90

Valve Action Paint Markers

Bullet Tip.

COLOR	STOCK NO	EACH
WHITE	WHVAPMA	4.67
YELLOW	YEVAPMA	4.67
RED	REDVAPMA	4.67

SeeSnake MAX rM200

Camera System
1" to 6" Lines up to 200'

MODEL	STOCK NO	EACH
42348	RI42348	11526.95



SeeSnake

Video Inspection System

Self-leveling cameras for always upright images.
325' Reel. 115v • 2" to 12"

MODEL	STOCK NO	EACH
13998	RI13998	12104.76



SeeSnake CS-6

Digital Recording Monitor

Direct to USB recording

MODEL	STOCK NO	EACH
45143	RI45143	4299.80



CS10 Digital

Recording Monitor

Includes (2) Batteries & Charger
12.1" Daylight Readable Display

MODEL	STOCK NO	EACH
39338	RI39338	4470.69



Micro CA-350

Inspection Camera

3.5" Color Display • 4GB SD Card included

MODEL	STOCK NO	EACH
37888	RI37888	711.95



NaviTrack

Scout Locator

4 C-cell batteries

MODEL	STOCK NO	EACH
19238	RI19238	2080.30



SeekTech ST-305

Line Transmitter

Can transmit two frequencies simultaneously

MODEL	STOCK NO	EACH
21898	RI21898	1339.35



K-7500 Drum Machine

For 3" - 10" Lines

- Cable spins at 200 RPM
- 3/4" x 100' Inner Core Cable
- 600W Universal Motor

STOCK NO	EACH
RI60052	6031.23



K-750 Drum Machine

For 3" - 8" Drain/Sewer Lines

- Cable spins at 200 RPM
- Adjusts to either 5/8" or 3/4" cable
- 550W Induction Motor

STOCK NO	EACH
RI42007	3732.89



K-400 Drum Machine

For 1 1/2" to 4" Drain Lines

- 3/8" cable best for 1 1/2" to 3" lines
- 1/2" cable best for 3" to 4" lines
- Integrated Telescoping Handle
- Integrated Transport Cart

STOCK NO	EACH
RI24853	772.62



K-400 Tool Kits

STOCK NO EACH

T-250

Includes: T-203, T-205, T-217 & A-13

RI48482	76.73
---------	-------

T-260

Includes: T-202, T-205, T-211 & A-13

RI49002	57.81
---------	-------

K-3800 Drum Machine

For 3/4" - 4" Drain Lines

- Maximum drum capacity is 100' of 3/8" or 90' of 1/2"
- Ideal for cleaning 3/4" to 1 1/2" sink traps
- 175W Universal Motor spins cable at 240 RPM

STOCK NO	EACH
RI53117	2314.40



K-3800 Tool Kits

STOCK NO EACH

T-270

Includes: T-102, T-142, T-107 & A-12

RI54992	113.59
---------	--------

K-50 Sectional Machine

For 3/4" to 4" Drain Lines

- Capable of running 3 different size cables: 5/16", 3/8" and 5/8"
- 300 Watt Motor



STOCK NO	EACH
RI58920	1392.09

K-45 Sink Machine

For 3/4" to 2 1/2" Drain Lines

- 1/4" cable best for 3/4" to 1 1/2" lines
- 5/16" cable best for 3/4" to 1 1/2" lines
- 3/8" cable best for 1 1/4" to 2 1/2" lines
- 0-600 RPM Variable Speed Power Unit



STOCK NO	EACH
RI35998	641.78

K-40 Sink Machine

For 3/4" to 2 1/2" Drain Lines

- 1/4" cable best for 3/4" to 1 1/2" lines
- 5/16" cable best for 3/4" to 1 1/2" lines
- 3/8" cable best for 1 1/4" to 2 1/2" lines
- 175 W Induction Motor



STOCK NO	EACH
RI71722	1314.76



K-1 Combination Auger

"C" Cutter Head • 4' Length

- Dual Power Operation
- Telescoping Design
- Left Hand Wound Cable

STOCK NO	EACH
RI46683	92.05



K-3/K-6 Toilet Auger

High quality tools in 3' & 6' lengths provide fast and safe clearing of toilet obstructions.

SIZE	STOCK NO	EACH
3'	RI59787	53.93
6'	RI59797	81.00
6' Drop Head	RI59802	101.25



Tools

MODEL	SIZE	STOCK NO	EACH
A-1	Left Hand Mitt	RI59205	41.79
A-2	Right Hand Mitt	RI59295	41.79
A-13	Pin Key fro 3/8"	RI59230	8.58
T-1	Straight Auger	RI62840	38.63
T-8	2 1/2" Grease Cutter	RI63205	40.32
T-101	Straight Auger	RI62850	31.84
T-102	Funnel Auger	RI62855	31.84
T-201	5" Straight Auger	RI62990	21.10
T-202	1 3/8" Bulb Auger	RI62995	21.10
T-203	7/8" Bulb Auger	RI63000	21.10
T-204	1" C-Cutter	RI54837	18.52
T-205	1 3/8" C-Cutter	RI63005	21.10
T-206	3" Funnel Auger	RI63010	22.07
T-207	1 1/4" Spiral Cutter	RI63015	25.17
T-208	1 1/2" Spiral Cutter	RI63020	27.67
T-210	1" Spade Auger	RI63030	22.95
T-211	1 3/8" Spade Cutter	RI63035	24.03
T-213	1" Blade Cutter	RI63045	34.86
T-214	1 3/8" Blade Cutter	RI63050	38.06
T-217	4" Drop Head Auger	RI63065	22.52
T-232	3" HD Buld Auger	RI52822	36.77
T-403	3" P-Trap Cutter	RI92485	32.60
T-406	1 3/4" Spade Cutter	RI92495	27.67
T-408	3" Sawtooth Cutter	RI92505	34.10
T-409	1 3/4" HD Bulb Auger	RI51762	38.58
T-411	2" Dbl. Cutter	RI92510	30.20
T-412	3" Dbl. Cutter	RI92520	36.45
T-414	4" Dbl. Cutter	RI92525	38.63
T-432	2" 3-Blade Cutter	RI92535	68.25
T-433	3" 3-Blade Cutter	RI92540	72.96
T-50-1	3" Sharktooth Cutter	RI98035	52.04
T50-2	4" Sharktooth Cutter	RI98040	54.17
T-150-1	3" Sharktooth Cutter	RI98055	50.90
T-150-2	4" Sharktooth Cutter	RI98060	52.88

Cables



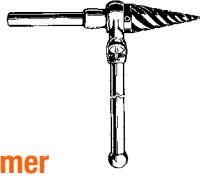
MODEL	SIZE	STOCK NO	EACH
1/4" Cables			
S-1	1/4"x 25' Funnel Auger	RI50652	62.39
5/16" Cables			
C-1	5/16"x 25' Bulb Auger	RI62225	68.21
C-11C	5/16"x 25' Bulb Auger	RI56782	72.83
C-2	5/16"x 25' Drop Head Auger	RI62235	82.78
C-21C	5/16"x 25' Drop Hd	RI516X25DH	89.07
C-131C	5/16"x 35' Bulb Auger	RI56792	92.54
C-131CSB	5/16"x 35' Bulb Auger	RI95847	92.54
C-231C	5/16"x 35' Drop Head Auger	RI56797	110.43
C-21	5/16"x 50' Bulb Auger	RI89400	125.80
C-22	5/16"x 50' Drop Head Auger	RI89405	133.94
3/8" Cables			
C-4	3/8"x 25' Male Coupling	RI62245	81.75
C-5	3/8"x 35' Bulb Auger	RI62250	100.85
C-6	3/8"x 35' Male Coupling	RI62260	116.97
C-31	3/8"x 50'	RI37842	177.63
C-32	3/8"x 75'	RI37847	230.91
C-33	3/8"x 100'	RI37852	279.76
C-31IW	3/8"x 50'	RI87577	177.63
C-32IW	3/8"x 75'	RI87582	220.75
C-33IW	3/8"x 100'	RI87587	276.52
1/2" Cables			
C-45	1/2"x 75'	RI37862	297.53
C-45IW	1/2"x 75'	RI87597	298.15
5/8" Cables			
C-7	5/8"x 7.5' Tight Wind	RI62265	52.71
C-8	5/8"x 7.5' All Purpose Wind	RI62270	39.53
C-25	5/8"x 25'	RI92460	145.16
C-26	5/8"x 50'	RI92465	243.25
C-24	5/8"x 100'	RI43647	458.72
C-24HC	5/8"x 100'	RI58192	325.77
3/4" Cables			
C-28	3/4"x 25'	RI92475	185.53
C-29	3/4"x 50'	RI92480	319.51
C-75	3/4"x 75'	RI41212	449.66
C-100	3/4"x 100'	RI41697	586.25
7/8" Cables			
C-10	7/8"x15' All Purpose Wind	RI62275	80.55
1 1/4" Cables			
C-11	1 1/4"x15' All Purpose Wind	RI62280	141.97
C-14	1 1/4"x15' Extra Flex Wind	RI62295	135.21



1pc. Flat Sewer Tape

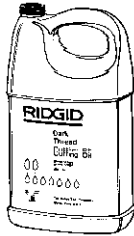
For use on sewer/drain lines through 8" in diameter and up to 100' in length

SIZE	STOCK NO	EACH
3/4" x 100'	RI62605	1083.23



Spiral Ratchet Reamer

CAPACITY	STOCK NO	EACH
1/8 - 2"	2SRIRE	345.84

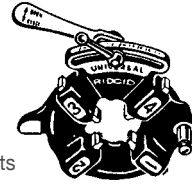


(40)

Thread Cutting Oil

- Finest quality, special purpose sulphurhard cutting oil that cools, speeds metal removal, produces smooth, clean threads, prevents chips from welding to dies.
- An exactly formulated combination of petroleum oils and special additives.
- Will not congeal at 20 degrees Fahrenheit.
- Comparative tests prove the superiority of RIDGID Thread Cutting Oil.
- Excellent for drilling, turning and other metal cutting operations but should not be used for lubricating.
- Available in Dark and Nu-Clear.

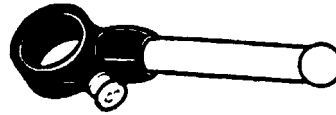
SIZE	STOCK NO	EACH
Nu-Clear		
1 gallon Can	70835RICUOI	41.62
5 gallon Can	41575RICUOI	209.95
Dark		
1 gallon Can	70830RICUOI	40.94
5 gallon Can	41600RICUOI	176.80



811 Universal Die Head


Fully adjustable 1/4 - 2" Bolts
HEAD ONLY

CAPACITY	STOCK NO	EACH
1/4 - 2"	.811DIHE	611.02



Ratchet and Handle Complete

STOCK NO	EACH
00RRIRA	103.31
12RRIRA	119.63



Die Heads with Dies

SIZE	STOCK NO	EACH
00-R Exposed		
1/2"	120ORDIHE	109.08
3/4"	340ORDIHE	109.08
1"	10ORDIHE	118.22
12-R Exposed		
3/8"	3812RDIHE	144.58
1/2"	1212RDIHE	149.26
3/4"	3412RDIHE	149.26
1"	112RDIHE	190.75
1 1/4"	11412RDIHE	190.75
1 1/2"	11212RDIHE	210.26
2"	212RDIHE	210.26


High Speed Pipe Dies

Fit Die Head 65R-C

SIZE AVAILABLE	STOCK NO	EACH
1 - 2"	65RDI	152.41

Alloy Pipe Dies

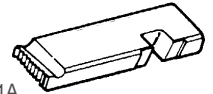
RH-NPT
For 0-R, 11-R, 00-R, 111-R, 12-R,
30-A and 31-A Threaders



SIZE	STOCK NO	EACH
1/4"	1412RDI	69.43
3/8"	3812RDI	69.43
1/2"	1212RDI	70.04
3/4"	3412RDI	70.04
1"	112RDI	80.49
1 1/4"	11412RDI	80.49
1 1/2"	11212RDI	89.38
2"	212RDI	89.38

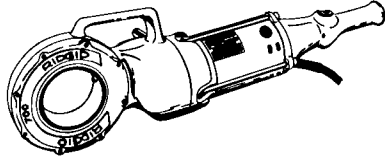
Alloy Pipe Dies

RH-NPT, Fits Die Head 811A.



SIZE	STOCK NO	EACH
1/4 & 3/8"	1438811DI	171.03
1/2 & 3/4"	1234811DI	171.03
1 & 2"	12504811DI	171.03

No 700 Portable Power Drive

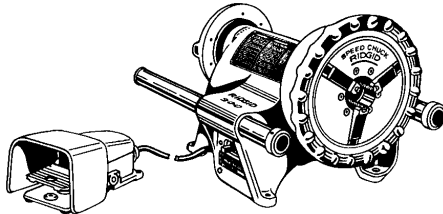


- Compact, powerful, engineered and built for complete utility and trouble-free service.
- Plenty of power to cut threads and drive geared threaders.
- Reversible motor and all-spur gear reduction assure maximum power and efficiency.
- Die heads and adapters lock in securely from either side.
- RIDGID No. 12R Die Heads fit without an adapter while only four adapters are needed for other RIDGID Die Heads.
- A Square Drive Adapter is used for RIDGID Geared Threaders.
- Gear case, housing and handle are rugged cast aluminum for strength without added weight.
- Motor: Universal, 1/2 hp, 115 or 230 volt, ac (25-60 Hz), reversible, 3 pole, double throw (reversible) switch with spring return to center "off" position.

Capacity: 1/8" - 2" Pipe and conduit (Through 12" with geared threaders).

SIZE	STOCK NO	EACH
1/4 - 1" ROD	700RIPODR	2241.45

No 300 Power Drive

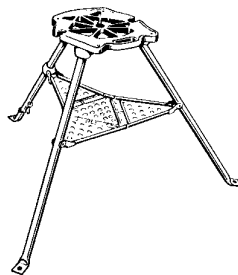


- Ideal for bench, truck or stand mounting.
- RIDGID Speed Chuck holds tight, forward or reverse
- Integral foot switch for safer operation
- Replaceable jaw inserts
- All-metal, one-piece hand wheel
- 2 tool support bars
- 1/2 hp 115 V. Universal, reversible motor, 230 V motor available at no extra cost.
- 3-jaw, cam-action, rear centering device keeps pipe straight for true threads and cuts.
- Capacity: 1/8" - 2" Pipe and conduct

SIZE	STOCK NO	EACH
1/4 - 2" bolts & rod	300RIPODR	3926.25

No 1206 Stand For No 300 Power Drive

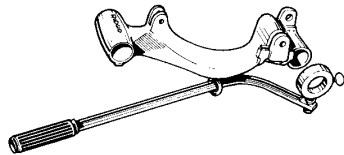
Portable and time-saving work base for your RIDGID 300 Power Drive. Integral folding legs and tray are extra rigid when opened for use...fold and chain lock closed for easy carrying...no loose parts.



USE WITH	STOCK NO	EACH
300 Power Drive	1206RIST	541.63

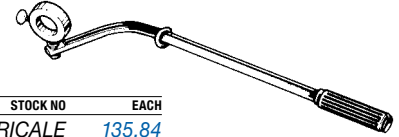
No 311 Carriage with Lever For No. 300 Power Drive

Slip this strong carriage on your RIDGID 300 Power Drive, and you'll get fast cut-and-thread efficiency. Holds die head, cutter and reamer at your fingertips exactly like a Pipe Machine. No tools to drop. Easy sliding, snugs right up to chuck for close threading and cut-off. Die head and cutter operate independently, swing up and stay out of way when not in use.



USE WITH	STOCK NO	EACH
300 Power Drive	1311RICA	542.60

No 312 Carriage Lever

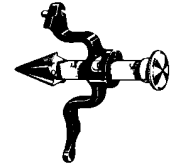


USE WITH	STOCK NO	EACH
No. 311 Carriage	1312RICAL	135.84

No 341 Reamer

For No. 311 Carriage

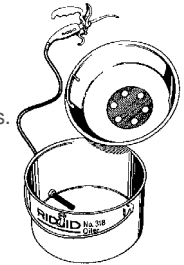
CAPACITY	STOCK NO	EACH
1/8 - 2" Pipe	341RIRE	293.09



No 418 Oiler

Stops Oil Waste, Keeps Dies Flooded for Perfect Threads, Longer Die Life.

Hand-operated continuous oiler pumps easily by thumb action. Large chip pan catches oil runoff, chips and scraps. No messy floors. Oil is double-screened and recirculated through reservoir, hose and hand pump. Completely portable. Quickly pays for itself in oil savings alone. **Chip pan is 14 1/2" in diameter, 8 1/2" high, Hose length, 48"**



STOCK NO	EACH
418RIOI	433.91

Hose with Fittings

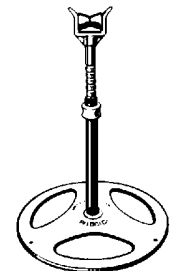
418RIHO	61.36
---------	-------

ACCESSORIES

DESCRIPTION	STOCK NO	EACH
Repair Kit	RIC850X	118.12
Pump Assembly	RIC851X	294.90

No 92 Adjustable Pipe Supports

Large rollers let pipe move forward freely. Rugged construction, supports pipe without tipping or rocking. Height is adjustable from 32" to 41".



CAPACITY	STOCK NO	EACH
6"	92RIPISU	609.16

ROPOWER 50R Threading Machine

All ROTHENBERGER pipe threading machines are equipped with auto oiling, easy change die heads. Single Speed. 1/4"-2" Capacity. 1/2"-2" NPT Dies.

Set of 4 legs included. (Not Shown)

MODEL	STOCK NO	EACH
63005	RO50R	5043.62



ROTHENBERGER
rothenberger-usa.com

(41)

Model 1041

Pipe Roll Grooving Attachment

- Top pipe diameter 1-6" - Schedule 40 steel.
- The Model 1041 is designed to easily mount on the Ridgid 300 power drive.
- The tool has a manual hydraulic system which supplies grooving force to the rolls.
- The tool has easy dial settings for groove depth.

For use with Steel Pipe

STOCK NO	EACH
RU1041RENTAL	Call for Pricing



(40)

REMS Special Threading Oil

SIZE	STOCK NO	EACH
21.5 oz. spray can	RE215	32.30

Amigo Threader Dies Only

SIZE	STOCK NO	EACH
1/2"	RE12AMDI	160.28
3/4"	RE34AMDI	194.31
1"	RE1AMDI	166.12
1 1/2"	RE112AMDI	273.48
1 1/4"	RE114AMDI	194.31
2"	RE2AMDI	281.98

(40)

Ratchet Type Tube Bender

For soft copper ONLY. One hand action, manual ratchet for easily bending 3/8" through 7/8" OD tubing.

STOCK NO	EACH
RECH404L	187.00



(40)

Ratcheting Adjustable Wrench

Opens 3/8" to 1 5/16", streamlined jaws for access into tight places, torque and reposition w/o removing, high strength chrome vanadium steel construction.

STOCK NO	EACH
RE9600	19.69

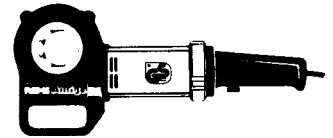


(40)

Amigo Power Hand Threader

Weights 7 3/4 lbs. No additional pipe vise needed. Unique support clamp serves as pipe vise and protects operator. Safe to use. Works on all pipe types, including PVC and stainless steel. Die head capacity 1/8"-1 1/4". Double Insulated. **Includes: full set 1/2" to 1 1/4" die heads (four die heads) and steel carrying case.**

DIE HEAD CAPACITY	STOCK NO	EACH
1/8"-1 1/4"	AMIGO	2507.20



(40)

Amigo 2 Power Hand Threader

Weights 14 lbs. No additional pipe vise needed even on larger sizes (1 1/2" and 2"). Unique support clamp serves as pipe vise and protects operator. Safe to use. Works on all major pipe types, including stainless steel. Die head capacity 1/8"-2". Double Insulated. **Includes: full set 1/2" to 2" die heads (six die heads) and steel carrying case.**

DIE HEAD CAPACITY	STOCK NO	EACH
1/8"-2"	AMIGO2	3384.96





D-25 Handy™ Hand Snake

With downhead and flexicore cable unit. Big knob for better grip, or can be attached to a 3/8" or 1/2" drill.

SIZE	STOCK NO	EACH
1/4" x 25'	GWD252	253.12

MR-B Mini-Rooter™

Light weight with a long reach. Complete and ready to use.

Includes:

- Drum
- Cable
- 10' Power cord
- Ground fault interrupter
- Water-proof air foot switch
- Leather gloves
- 1/2 hp Motor with reverse switch
- Cutter set (arrow head, 1 1/2" U cutter, 2" side cutter blade, and boring gimlet)



CABLE SIZE	STOCK NO	EACH
3/8" x 75' Cable	GWMRB	1112.16



SV Super-Vee™

Complete and ready to operate.

includes:

- Case
- Side-action chuck
- Variable speed motor with reversing switch
- Plastic cartridge
- 2 Cables (1/4" x 25' and 3/8" x 35')
- Cutter set (arrow head, flexible arrow head, 1 1/4" side cutter blade, boring gimlet, and down head boring gimlet)

STOCK NO	EACH
GWSVBWC	723.52



Telescoping Urinal Auger

STOCK NO	EACH
GWU4	54.94



Float Model Flood-Guard™

SIZE	STOCK NO	EACH
2"	GW2F	30.91
3"	GW3F	22.29
4"	GW4F	26.43

Flexicore Cables

For electric machines
With male and female connectors



SIZE	STOCK NO	EACH
3/8" x 50'	GW50EM2	155.57
3/8" x 75'	GW75EM2	217.17

Flexicore Cables

For electric machines
With Female connector



SIZE	STOCK NO	EACH
3/8" x 35'	GW35HE2	119.84

Flexicore Cable

For electric machines
With EL basin plug head



SIZE	STOCK NO	EACH
1/4" x 25'	GW25HE1	54.99

Flexicore Cable

For electric machines.
With Down Head



SIZE	STOCK NO	EACH
1/4" x 25'	GW25HE1DH	68.43

U Cutter

For electric machines
For 1/2" and 3/8" cables



SIZE	STOCK NO	EACH
1 1/2"	GW112UC	20.27

Arrow Head Cutter

For electric machines
For 5/16", 3/8", 1/2" cable



STOCK NO	EACH
GWAH	8.51

Boring Gimlet

For electric machines
For 5/16" and 3/8" cable



STOCK NO	EACH
GWBG	11.48

Down Head Boring Gimlet

For electric machines
For 5/16" and 3/8" cable



STOCK NO	EACH
GWDHBG	15.90

Side Cutter Blades

Two piece set
For electric machines
For 5/8", 3/4", 1/2" cable



SIZE	STOCK NO	EACH
2"	GW2SCB	11.26
3"	GW3SCB	14.00
4"	GW4SCB	14.00



Flexicore™ Closet Augers

Double layer of tempered spring steel coiled tightly over 42-strand wire rope center. Flexible down head follows bowl contours, springs through sharply angled passages while protecting inner walls from chipping or breaking.

Die cast handle. Vinyl bowl guard.

SIZE	STOCK NO	EACH
3'	GW3FLDH	62.38
6'	GWIT6FL	88.37



Six Foot Teletube™ Closet Auger

Double spring construction; has 3 feet telescoped into the guide until you need to release it by pressing a button. 1 1/8" outer tube even tougher than 3FL model. Down head.

Vinyl bowl guard and vinyl grip handle.

SIZE	STOCK NO	EACH
6'	GWT6FLDH	93.86

Drain Flushers™ (Flush Bags)



Attach to garden hose and slide drain flusher into drain. Water expands to size of pipe and pushes stoppage down the line. Backflow preventer on inlet side. Tough reinforced nylon (more durable than rubber).

SIZE	STOCK NO	EACH
1 1/2"	GW15DF	54.26
2 1/2"	GW25DF	63.95
3"	GW3DF	94.86
4"	GW4DF	102.98

Snake-Oil™

Special rust inhibitor cuts through moisture, replaces it with rust-resistant coating, and gives equipment fresh, clean smell. Recommended for use with all types of cable.



SIZE	STOCK NO	EACH
Quart	GWSOQ	14.17

AutoCut Copper Tubing Cutter

The AutoCut has long lasting hardened steel cutting wheels that are easy to replace when the time comes.

NOT for Use with Soft Copper



SIZE	STOCK NO	EACH
1/2"	ATC12	24.36
3/4"	ATC34	26.60

Replacement Wheel

For AutoCut

STOCK NO	EACH
ATCW	8.79

Hot Shot 400™

Safely thaws frozen pipes in minutes. Can clear up to 175 ft. of 1/2" to 1 1/2" pipe. Dual output current: 320 amps with 14 amp draw, and 400 amps with 20 amp draw. 31 lbs.



SIZE	STOCK NO	EACH
400 AMP	GWHS400	1856.96

Torch Kits & Accessories ⁽⁴⁰⁾

victortechnologies.com/turbotorch



Swivel Hand Torch

STK-9

STOCK NO	EACH
TSTK9	122.40



Swivel Hand Torch

STK-99

STOCK NO	EACH
TSTK99	150.06

Self-Igniting Hand Torch

X-503

STOCK NO	EACH
TX503	152.02

Replacement Tip

T503	55.63
------	-------

X-503 SPECIFICATIONS

Copper Tubing		
Use with	Soft Solder	Brazing
Propane	1/8 - 2"	1/8 - 3/4"
MPP	Soft Solder 1/8 - 3"	Brazing 1/16 - 1"



Self-Igniting Hand Torch

X-504

STOCK NO	EACH
TX504	168.81

Replacement Tip

T504	91.34
------	-------

X-504 SPECIFICATIONS

Copper Tubing		
Use with	Soft Solder	Brazing
Propane	3/4 - 3"	1/4 - 1"
MPP	Soft Solder 3/4 - 4"	Brazing 1/4 - 1 3/4"



PL-5A Self-Igniting Acetylene Gas Torch

STOCK NO	EACH
TPL5A	177.63



Mobile Torch Kit

1/2" SI Swivel Flame Tip.

STOCK NO	EACH
TPLDLXPT	446.88



Propane Tank

14.1 oz. Disposable Tank

STOCK NO	EACH
PROTANK	15.87



MAPP-PRO Gas Tank

14.1 oz. Disposable Tank

STOCK NO	EACH
MAPPTANK	21.00



Acetylene Tank & Exchange

DESCRIPTION	STOCK NO	EACH
Acetylene Cylinder		
"B" 40CF	BTANK	266.71
"MC" 10CF	MCTANK	160.17

Exchange

(Customer purchases full tank above and will be credited the following upon return of the empty tank):

"B" tank less gas	BTR	237.86
"MC" tank less gas	MCR	138.60



Air Propane MAPP Kit

LP-2

- Piston Regulator
- GAUGE GUARD
- 12.5' Hose
- TT3 3/8" & LP5 3/4" Swirl Flame Tips

STOCK NO	EACH
TLP2	530.97



Air Acetylene Kit

X-6MC

- AR-MC Regulator
- G-4 Handle
- A-3 & A-8 Tip
- MC Tank Connection
- A-12 Hose
- Soft Solders to 2"
- Silver brazes to 1"

STOCK NO	EACH
TX6MC	514.35



Torch Kits & Accessories ⁽⁴⁰⁾

victortechnologies.com/turbotorch

Air Acetylene Kit

X-5MC

- AR-MC Regulator
- G-4 Handle
- Soft Solders to 1 1/2"
- Silver brazes to 3/4"
- MC Tank Connection
- AH-12 Hose
- A-5 Tip



STOCK NO	EACH
TX5MC	453.82

Air Acetylene Torch Kit

X-4B

- AR-B Regulator
- G-4 Handle
- Soft Solders to 3 1/2"
- Silver brazes to 2"
- B Tank Connection
- AH-12 Hose
- A-5 & A-14 Tip



DESCRIPTION	STOCK NO	EACH
A5 - 1/4 AIR	TX4B	532.94

Air Acetylene Torch Kit

X-3B

- AR-B Regulator
- G-4 Handle
- Soft Solders to 3"
- Silver brazes to 2 5/8"
- B Tank Connection
- AH-12 Hose
- A-3 & A-11 Tip



DESCRIPTION	STOCK NO	EACH
A3 - 3/16 AIR	TX3B	513.38

Swirl Flame Tips

Propane/MAPP Swirl Flame tip.

SIZE OF FLAME	STOCK NO	EACH
T3		
3/8"	TT3	133.47
T4		
1/2"	TT4	160.16



Handle with Adjustable Valve

AH4 Torch Handle

Comfortable grip with on/off valve and quick connect. "A" Size fittings 3/8".

STOCK NO	EACH
TAH4	137.86



Torch Handle

With Valve • For Acetylene

STOCK NO	EACH
TG4	128.34

Acetylene Hose

AH12 Hose

Metal strain relief keeps hose from kinking at fittings. "A" Size fittings 3/8".

SIZE	STOCK NO	EACH
12.5'	TAH12	81.89



"MC" Regulator

STOCK NO	EACH
TARMC	168.08

"B" Regulator

STOCK NO	EACH
TARB	165.08



"B" to "MC" Adapter

STOCK NO	EACH
TMCT	80.35

Acetylene Tips

Swirl Flame Tip.

SIZE	STOCK NO	EACH
A-3		
3/16"	TA3	105.66
A-5		
1/4"	TA5	124.19
A-8		
5/16"	TA8	137.87
A-11		
7/16"	TA11	143.75
A-14		
1/2"	TA14	177.97
A-32		
5/8"	TA32	255.22



Striker

MODEL	STOCK NO	EACH
Single flint, cup type, round file. Striker.		
L-1	TTL1	5.22
Box of five flints		
F-1	TTF1	4.63





UEI Instruments ⁽⁴⁰⁾

Test & Measurement Instruments.

ueitest.com

True RMS Clamp-on Meter

The DL389B Phoenix series offers the highest combination of functions, features, and safety offered in a meter today. Combined with The Hook extended clamp head, no contractor will have to compromise their safety, efficiency, or comfort.

Features:

- True RMS • Detachable clamp head
- 750V AC/1000V DC
- 400A AC
- 2000µA AC/DC
- 4000µF Capacitance
- -40 ~ 752°F Temperature (K type)
- Magnetic mount
- Dual display with backlight & Worklight
- Three year limited warranty

STOCK NO	EACH
DL389B	194.06



Seitron Americas

seitron.com/en_us/

Novo Combustion Analyzer

Robust, reliable, precise. The Novo inherits the tradition of the Seitron analyzers and joins it with renewed software and hardware in order to offer a device easier to use.

Features:

- NEW - Pro Analysis Mode
- 7" touch display for easy menu navigation
- Dedicated probe with one simple connection
- Integrated water trap with LED backlight
- Simultaneous measurement of gas and combustion results
- New dual range sensor technology

STOCK NO	EACH
NOVO1P	2250.32



6-Line Display Combustion Analyzer Kit

Includes:

- Combustion Analyzer
- 12" Flue Probe w/ 10' Hose
- Inlet tube/Probe connector
- Particle Filter (spare)
- AC Adapter
- K-type Temperature Probes (2)
- Owners Manual
- Hard Carrying Case
- Infrared Thermal Printer
- Paper Roll (spare)

NO Oxygen Sensor to Replace

This lowers cost-of-ownership with one less sensor to maintain. Over the lifespan of an analyzer this saves hundreds of dollars.

STOCK NO	EACH
C165KIT	1756.12



Residential Combustion Analyzer

Includes:

- Combustion Analyzer (C161)
- Quick Reference Guide
- Flue probe with cone and 6 foot hose (CP2)
- USB Cable
- 3 AA Rechargeable Batteries

Functions:

- Measures: CO, CO₂, Flue and Ambient Temperature
- Calculates: O₂, Efficiency (Net or Gross), Excess Air, CO/CO₂ Ratio and Differential Temperature
- 1-Year limited warranty

STOCK NO	EACH
C161	664.47



Smart Refrigerant Complete Kit

Includes:

- Pressure probes 2 (WPP1)
- Pipe clamp probes 1 (WPC1)
- Connector cables (2)
- Carrying case
- Batteries 2 (AA) and 2 (AAA)

Features:

- In App temperature split, psychrometric, & system refrigerant charging calculations
- Pass through refrigerant ports
- 180° rotation
- Slimmest 1/4" hygrometer probe
- Narrow pipe clamp jaw
- Requires FREE App "UEi HUB" (iOS/Android)

STOCK NO	EACH
HUB6	627.45



Micron Gauge

Measures in microns, pascals, Millibar, mmHg, mTorr. Range 0 to 15,000 microns Maximum over pressure 700 psi

Includes:

- 45° degree coupler
- 1 Battery (CR123A)

Features:

- Instant warm-up/response time
- Oil contamination detection
- Sensor fail detection
- 1-Year limited warranty

STOCK NO	EACH
DMG150	214.59



Smart Wireless High Capacity Refrigeration Scale

Measure refrigerant weights in english/Metric units and charge HVAC/ refrigeration systems

Includes:

Rechargeable batteries & charger cable with carrying pouch

Features:

- Capacity 330 lbs.
- Optional display on mobile device with free iOS® or Android™ App
- Hoist clip access
- 1-Year limited warranty

STOCK NO	EACH
WRSX	308.05



Refrigerant Leak Detector

Detects Industry Standard Refrigerants

STOCK NO	EACH
RLD15	374.80





Electronic Manometer

Dual Input • Differential Pressure

1 Year Limited Warranty

STOCK NO	EACH
EM152	136.54

Dual Input • Triple Scale

1 Year Limited Warranty

STOCK NO	EACH
EM201B	220.75

Dual Input • Triple Scale Kit

Includes:

- 2 Magnetic static pressure tips
- 2 Brass valve fitting connector
- Soft carrying case
- Pressure tubing & 9V Battery

STOCK NO	EACH
EM201SPKIT	275.18

Carbon Monoxide Detectors

- Detect CO to 1 ppm
- Reads up to 999 ppm CO
- 3-color warning light & Audible alert

STOCK NO	EACH
CO71A	239.24

Digital Psychrometer

- Measures: Temperature
- Relative Humidity
- Calculates: Wet Bulb, Dew Point, Enthalpy, Min / Max, & Data Hold

STOCK NO	EACH
DTH35	111.89

In-Duct Anemometer Psychrometer

- Measures: Air velocity, temperature, RH%
- Calculates: Air volume, wet bulb, dew point

STOCK NO	EACH
DAFM4	442.59

Digital Infrared Thermometer

Features:

- 12:1 Distance to Spot Ratio
- Advance Temperature Range (-36.4° to 689°F)
- Laser Targeting
- Three year limited warranty

STOCK NO	EACH
INF165C	63.62

Digital Pocket Thermometers

STOCK NO	EACH
Temp range -58°-572°F	
550B	27.68
Folding • Temp range -58°-572°F	
PDT650	24.60

Dial Pocket Thermometer

Temp range 0-220°F

STOCK NO	EACH
T220	11.25

Apollo II Thermometer

Dual Input • Temp range:
-346°-2192°F (J) / -328°-2498°F (K)

STOCK NO	EACH
DT302	190.97

Accessories

Test Lead Kit

1 Year Limited Warranty

STOCK NO	EACH
ATL301KIT	52.33

Test Leads

For Use with DL429 & DL389B.

TYPE	STOCK NO	EACH
Standard	ATL55	18.43
Back Probe Kit	ATLBPK	37.95

K-Type Temperature Probes

Used with C155, DL389B, & Infrared thermometers

TYPE	STOCK NO	EACH
Fiberglass Coated	ATT29	31.79
Fluoroplastic Coated	ATT29A	30.76

Pipe Clamp Probe

Used with DL389B & C155

STOCK NO	EACH
ATTPC3	53.35

AF10 Fuse

.6 Amp • .5 OHM • 3-Pack

Used with M110A

STOCK NO	EACH
AF10	14.33

AF39 Fuse

11 Amp • 100v

Used with DM393

STOCK NO	EACH
AF39	18.43

AF38 Fuse

440 Millamperes • 1000v

Used with DM393

STOCK NO	EACH
AF38	18.43

Thermal Paper

Replacement for C155KIT/C85KIT
Combustion Analyzer

STOCK NO	EACH
16646	13.30

Partical Filter

Replacement for C155KIT/C85KIT
Combustion Analyzer

STOCK NO	EACH
17631	9.85

Flue Probe

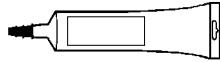
Replacement for C155KIT/C85KIT
Combustion Analyzer

STOCK NO	EACH
KMCP2	227.43

General Purpose Sealants (18)

ipscorp.com

Black Swan Silicone Sealant



A 100% silicone chalk. For indoor or outdoor use. Remains permanently flexible. Can be used between temperatures of -60°F to 450°F.

COLOR	STOCK NO	EACH
White 3 oz.	3OZWHUCA	6.69
Clear 3 oz.	3OZCLUCA	6.69

DAP® Silicone Rubber General Purpose Sealant



Permanently flexible, 100% silicone rubber sealant. Forms a waterproof, seal that resists temperature extremes. Won't crack, crumble or dry out. Hundreds of interior/exterior sealing uses. Temperature service range -60° to 450° F.

COLOR & SIZE	STOCK NO	EACH
Clear 10 oz.	10OZCLSI	12.49
White 9.8 oz.	10OZWHSI	12.23
Aluminum 9.8 oz.	10OZALUSI	15.06

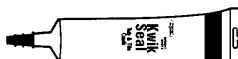
DAP® Acrylic Latex Caulk with Silicone



This superior quality caulk forms flexible, weatherproof seals that last 25 years or more. Applies easily. Cleans up with water. Paintable. Excellent adhesion to wood, metal, masonry and dissimilar/similar materials.

COLOR & SIZE	STOCK NO	EACH
Clear 10 oz.	10OZCLACSI	6.01

DAP® Kwik-Seal Tub & Tile Caulk



All purpose tub and tile caulk that forms a neat, watertight seal around tubs, sinks, shower stalls and much more. Resets loose tile. Stays flexible. Resists mildew and yellowing.

COLOR & SIZE	STOCK NO	EACH
White 6 oz.	6OZWHKWSE	5.37
Almond 6 oz.	6OZALKWSE	4.81
Clear 6 oz.	6OZCLKWSE	5.57

Liquid Nails® Silicone Premium Universal Sealant



A high performance sealant for outstanding water resistance and flexibility. Won't shrink or crack. Withstands harsh temperatures.

COLOR & SIZE	STOCK NO	EACH
Clear 10 oz.	10OZLNCLSI	6.75

Rubberized Mastic Pipe Coating



From irregular fittings to joints, Roskote A-51 will not break down from fuel oil or gasoline. Easy to spread and resistance to sag by brush, glove or spray application.

STOCK NO	EACH
1GARUMA	129.66

BZB-100 Brite Zinc Spray

12 oz. spray

STOCK NO	EACH
BZB100	35.62



Sta Put

A stainless plastic putty which does not shrink. A flexible, stretchable compound for professional use in setting bowls, fixtures, faucets, basin cocks, strainers, plugs, sink frames and other sealing and calking applications requiring a stainless, plastic putty with excellent adhesive qualities. Will not stick to hands.



SIZE	STOCK NO	EACH
14 oz.	14OZSTPU	2.76
5 lb.5LBSTPU	12.64
7 lb.7LBSTPU	18.67

Sta Put Ultra For Porous Surfaces such as marble or granite

Not for use on ABS



SIZE	STOCK NO	EACH
14 oz.	OA25171	7.81

Roof and Flashing Cement

A special bituminous composition with superior adhesion under severest weather conditions. Improved, heavy, paste-like consistency; easily applied with trowel or putty knife. Adheres to wet or moist surfaces; can be applied in rain. Forms durable, flexible weather-proof coating around flashings, cooling towers, skylights. Adheres to concrete, metal, tile, roofing and masonry. Excellent for patching, repairs and general water proofing. Meets or exceeds Federal Specifications.



SIZE	STOCK NO	EACH
10 Lb.	10LBGAROC	28.00
10.3 oz.	10OZCAROC	10.70

Pro-Poxy 20

Fast acting, single stick, steel-reinforced epoxy putty. Makes steel-hard repairs in 20 minutes. seals, mends, bonds, repairs almost anything—even under water. Two-part epoxy compound mixes quickly and easily and adheres to metals, masonry, wood, glass, ceramics and most plastics. Withstands temperatures to 300° F. Compression strength 18,000 psi, tensile strength 6,000 psi. Electrically non-conductive. When cured, may be drilled, sanded, filed and painted.



SIZE	STOCK NO	EACH
4oz.	4OZPRPO	13.48

Pipetite-Stik

Thread compound in handy stick form. For water, steam, air, natural gas and LP gas. Use on metal threads. Non-toxic, lead-free.



SIZE	STOCK NO	EACH
Regular.	PITIST	2.05
Jumbo	JUPITIST	6.69

DAP® KWIK SEAL PLUS®

Premium Kitchen & Bath Adhesive Caulk w/MICROBAN®

Premium adhesive caulk with MICROBAN® Antimicrobial Product Protection fights the growth of stain and odor-causing bacteria, mold and mildew on the caulk. Specially formulated siliconized latex provides maximum adhesion and flexibility for a watertight seal. Paintable. Easy water clean-up. Low odor. Backed by a Crack-Proof Guarantee.



COLOR & SIZE	STOCK NO	EACH
White, 5.5oz.	6OZWHMBKWSE	7.47
Biscuit, 5.5oz.	6OZSBMBKWSE	7.47

DAP® High Temp Silicone

High-performance sealant designed especially for extreme high temperature application

- Seals All Extreme Temperature Applications
- Remains Flexible up to 550°F (INTERMITTENT)
- Will Not Crack or Shrink
- Weather Resistant
- Exterior/Interior



COLOR & SIZE	STOCK NO	EACH
Red, 10.3 oz.	10OZHTRDSI	16.11

DAP® HVAC Silicone

High-performance sealant designed especially for HVAC applications

- Seals All Extreme Temperature Applications
- Long Lasting Durability
- Remains Flexible up to 475°F
- Will Not Crack or Shrink
- Weather Resistant
- Exterior/Interior



COLOR & SIZE	STOCK NO	EACH
Clear, 10.3 oz.	10OZHVACSI	14.69

(27) Shurtape® Corrosion Protection Pipe Wrap Tape

- General purpose grade PVC pipe wrap tape
- Resists corrosion, moisture, bacteria, fungus and abrasion
- UV-resistant & Lead free
- Excellent moisture resistance & conformability



No. PW 100

SIZE	STOCK NO	EACH
2"x100'	2PIWRTA	8.45

(40) Cork Insulation Tape

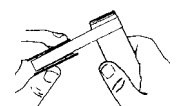
- Supplied on easy to use rolls.
- Adheres firmly to all metals.
- Can be used on hot or cold pipes.
- Won't dry or crack.
- Stops condensation and drips.



STOCK NO	EACH
BR1006	20.55

"Teflon" Pipe Thread Sealant Tape

SIZE	STOCK NO	EACH
1/2 x 520"	12TETA	1.32
3/4 x 520"	34TETA	3.06



Fire Sealing Systems

rectorseal.com

(40)

Touch 'N Seal Instant Sealant

Energy saving expanding sealant. Polyurethane foam designed to fill holes, cracks and voids, deaden sound and prevent passage of dirt and water.

STOCK NO	EACH
TOSE	20.49



STI Firestop Systems

stifirestop.com

FyreFlange HVAC Firestop Corner Clips

- Tested for bare or insulated ducts
- No caulk or packing materials required

Must order STIFFC22 in bag quantities of 8

DESCRIPTION	STOCK NO	EACH
1 Corner Clip	STIFFC22	54.26
150' Gasket Roll	STIFFG100	811.70



SSP Putty Pads

- SSP Firestop Putty excels at sealing cabling penetrations and outlet boxes
- Remains pliable and workable over time

SIZE	STOCK NO	EACH
7/4" x 7/4" x 3/16"	STISSP4S	6.77



LCI Intumescent Firestop Sealant

- Tested for use in through-penetration and construction joint configurations
- Compatible with CPVC Piping
- Can be sanded and painted

SIZE	STOCK NO	EACH
10.1 oz. Tube	STILCI300	10.19
20 oz. Sausage	STILCI320	15.97



SSS Intumescent Firestop Sealant

- Works into tight spaces between penetrants
- Compatible with CPVC Piping
- Can be sanded and painted

SIZE	STOCK NO	EACH
10.1 oz. Tube	STISSS100	20.56
20 oz. Sausage	STISSS120	35.15



Sausage Size Caulking Gun

STOCK NO	EACH
STISSASCG	112.18



SpecSeal® CID Cast-In Firestop Devices

- No firestopping step required
- Pre-installed fire and smoke sealing
- Added protection against transient water
- Adapts to a wide variety of conditions
- Pipes can be installed from top or bottom

SIZE	STOCK NO	EACH
2"x10"	STICD201	14.43
3"x10"	STICD301	21.06
4"x10"	STICD401	24.46



LCC Intumescent Firestop Collars

- For Trade Size Combustible Pipes
- Installs quickly and eliminates waste

SIZE	STOCK NO	EACH
1/2"	STILCC150	9.89
2"	STILCC200	11.98
3"	STILCC300	15.79
4"	STILCC400	24.56
3"-4" adjustable	STIRTC350	50.22
6"	STISSC600	83.25



SSW Intumescent Wrap Strips

- Red for Plastic piping up to 6"
- Blue for Plastic piping up to 12"

COLOR & SIZE	STOCK NO	EACH
Red 1/2"x12'	STISSWRED2	60.21
Blue 2"x12'	STISSWBLU2	90.34



SIZE	STOCK NO	EACH
25'	STISWRC	105.58

Closet Flange Firestop Gasket

Remove perforated sections and slip onto flange.

SIZE	STOCK NO	EACH
3" or 4"	STICF34	36.27



Millrose

bluemonsterproducts.com



(40)

Blue Monster

Thread sealing compounds.

SIZE	STOCK NO	EACH
WITH PTFE		
1/4 pt.	MI76001	10.55
1/2 pt.	MI76003	16.46
WITH-OUT PTFE		
1/4 pt.	MI76009	9.55
1/2 pt.	MI76011	15.06



(40)

Blue Monster

Nickel Anti-Seize Lubricant

SIZE	STOCK NO	EACH
1/2 Pint.	MI76020	29.44
1 Pint.	MI76022	59.69



(40)

Blue Monster

PTFE Thread Sealing Tape

SIZE	STOCK NO	EACH
1/2" x 1429"	MI70885	5.19
3/4" x 1429"	MI70886	7.06



(40)

Mill-Rose Clean-Fit

Stainless Steel Thread Sealing Tape

SIZE	STOCK NO	EACH
1/2" x 260'	MI70891	10.16
3/4" x 260'	MI70892	15.24



Blue Monster

Compression Seal Tape

Stops problem leaks under pressure without turning off the water source.

SIZE	STOCK NO	EACH
1" x 12'	MI76085	42.75

Rectorseal No 5

Slow-drying compound for carrying numerous types of liquids and gases in a wide range of industries. It is especially applicable for threaded PVC, steel, iron, copper, and fiberglass reinforced pipe.



SIZE	STOCK NO	EACH
4 oz.	14PT5RESE	13.16
8 oz.	12PT5RESE	19.55
Pint.	PT5RESE	30.76

Rectorseal No 5 Sub-Zero

It is a variation of the basic Rector-Seal No. 5 formulation for those applications where a low odor sealant with low temperature application is a particular requirement. Formulated to seal threaded pipe connections against leakage due to internal pressure.



SIZE	STOCK NO	EACH
Pint.	PTSUZERESE	35.10

Rectorseal No 2 with Teflon Plus

Fast-dry soft-set pipe thread sealant. It is a dispersion of inert filler in an oleoresinous base, diluted with organic solvents to facilitate application to threaded pipe connections, and is formulated to seal those connections against leakage due to internal pressure. Also used on gasketed flanged connections to hold the gasket and for added sealing.



SIZE	STOCK NO	EACH
1/2 pint.	12PTTP2RESE	20.59
Pint.	PTTP2RESE	32.67

Rectorseal Food Grade

Food Grade Anti-Seize is for use where minor food contact is possible. Aluminum-complex-based anti-seize is entirely made of ingredients meeting FDA requirements. Protects metal parts from seizure, galling, rust, corrosion & heat freeze. Conforms to FDA regulations CFR-21-178, 3570.



SIZE	STOCK NO	EACH
1lb.	RE73931	31.70

Oxy-Tite

For OXYGEN Service
Pipe Thread Sealant with PTFE



SIZE	STOCK NO	EACH
4 oz.	4OZOXTI	216.14

White Seal

Pipe Joint Compound with Teflon®

For sealing and lubricating all metal plastic threaded piping systems carrying acids, air, gases, ammonia, brine, caustic alkalis, corrosives, freons, fuel, oils, solvents, sugar, steam and water. Not for fluorine, molten metals or oxygen systems.



SIZE	STOCK NO	EACH
1/2 pint.	12PTWHSE	20.18
Quart.	QTWHSE	56.06

Megaloc™ Blue Thread Sealant

Use on steel, galvanized steel, iron, brass, copper, stainless steel, aluminum, ABS, PVC, CPVC to carry a wide variety of gases and liquids. Not recommended for use on concentrated acids and alkalis, ketones or oxygen. Non hazardous and non-flammable.



SIZE	STOCK NO	EACH
1/2 pint.	12PTMELO	19.49
Pint.	PTMELO	31.50

Grip Lite LEAD-FREE

All-purpose, leakproof, non-hardening pipe joint and gasket seal. -90° to +410°F, 12,000 psi (hydraulic), 2600 psi (gas)



SIZE	STOCK NO	EACH
Pint.	PTGRLI	26.59

Slic-Tite Paste

With PTFE. Heavy-duty thread sealing compound. Non-toxic, non-drying, anti-seize.



SIZE	STOCK NO	EACH
1/2 pt.	12PTSLTI	21.98
Pint.	PTSLTI	38.46

"X-PANDO" Pipe Joint Compound

For filling sand holes, anchoring bolts, machinery, etc. Withstands deflection, high temperature, vibration. It expands and contracts with pipe movement. Will withstand any pressure ordinary pipes will. Can be used in below freezing temperatures.



SIZE	STOCK NO	EACH
1 lb.	LBXPAPIJOCO	17.09

Boiler and Furnace Chemicals ⁽¹⁸⁾

blackswanmfg.com

Furnace Cement

High-Temperature compound. Ready-to-use for setting up furnaces, ranges, stoves. Makes joints acid-proof, gas-proof, smoke-proof, fireproof. Will not crumble when dry.



SIZE	STOCK NO	EACH
1/2 Pint	12PTFUCE	3.69
1/2 Gallon	12GAFUCE	23.05

Liquid Boiler Seal

- Companion to Powder Boiler Seal to be used whenever a liquid seal is required.
- Will not clog system.
- Recommended for all new installations.



SIZE	STOCK NO	EACH
Quart	QTBOSE	9.54

Liquid Boiler Cleaner

A powerful liquid designed to clean hot water systems. Removes scale, rust, grease, dirt and oil.



SIZE	STOCK NO	EACH
1 Gallon	BS06012	30.67
5 Gallon	BS06013	134.79

fernox.com

Filter Fluid+ Protector

An innovative inhibitor and dispersant package that detects and delivers sludge and debris to any system filter.

- Protects the system against corrosion and scale formation
- Increases the effectiveness of any filter
- Maximises the ongoing cleaning process by delivering any remaining system debris to a filter



SIZE	STOCK NO	EACH
10oz	F62310	44.06
5 Gallon	F62225	365.18

(40) Safe Liquid Boiler Stop Leak

Effective in all systems, but is specially formulated for systems with submerged coils & sensitive control devices.



SIZE	STOCK NO	EACH
Quart	QTBOSTLE	16.65

Flip Stick Soot Destroyer Toss-in pack

- For clean, easy, effective soot removal.
- No mixing, measuring, spraying.
- No package to open.
- Flip the stick into the hot chamber or firebox.
- Flip-Stick removes costly fuel consuming deposits of soot and carbon.
- For oil, gas, coal, coke, and wood heating units.
- Non-explosive.



SIZE	STOCK NO	EACH
4 oz	4OZSODE	5.19

(40) Squick

Guaranteed to stop steam boiler surge instantly. Squick floats on the surface of the boiler water absorbing impurities, and at the same time releasing an effective oxygen scavenger, protecting the boiler from corrosion.



SIZE	STOCK NO	EACH
1 - 5oz. can per 100MBH		
5 oz.	5OZSQCL	16.65

Rust-Raider

Protects entire system. Rust-Raider turns boiler water blue. If water changes to any other color, add Rust-Raider until water is blue and SAFE again.



SIZE	STOCK NO	EACH
Quart	QTRURA	9.52

(40) Axiom Cleaners

DESCRIPTION	STOCK NO	PRICE
2-Part, Aluminum Boiler Combustion Side Cleaner	AXCF9AL	136.59
Combustion Side Cleaner for Condensing Heat Exchangers	AXF9FSTEEL	76.11



(40) Hydronic Formula #5

- Frees and lubricates zone and radiator valves
- Protects pump parts & removes insulating sludge deposits.
- #5 will prevent further clogging of valves and submerged coils.



SIZE	STOCK NO	EACH
Quart	QTHYFO	16.65

(40) pH Calibration Fluid

DESCRIPTION	STOCK NO	EACH
pH10	HI7010	38.19



(40) Inhibitor Boost

For raising pH levels. No. 18-470

TOCK NO	EACH
ANFRINBO	21.58



(40) Anti-Freeze Test Strips

For testing pH & anti-freeze levels. No. 18-460

STOCK NO	EACH
ANFRTEST	19.78



(40) pH Test Papers For GB Boiler Series

STOCK NO	EACH
94	11.11



Boiler and Furnace Chemicals ⁽⁴⁰⁾

rhomarwater.com

fernox.com

Portable Glycol Refractometer

Fastest and easiest method for ensuring accurate ethylene and propylene glycol levels.



DESCRIPTION	STOCK NO	EACH
2° Resolve	RF40	212.53

Digital pH Tester

DESCRIPTION	STOCK NO	EACH
pH Tester	HI98127	190.31



pH Boost/pH Down

Water treatment compound for raising or lowering pH of water and glycol fluids.



STOCK NO	EACH
PHBOOST	41.15
PHDOWN	81.02

BoilerGard™ 1202

A high performance, non-toxic corrosion and scale control additive for water and glycol/water fluids



STOCK NO	EACH
BOILERGARD1202	62.84

Pro-Tek 922

Corrosion Inhibitor Treatment for Aluminum, Stainless Steel & Multi-Metal Closed Loop Systems. Safe on PEX and Onix tubing. Helps control system pH. Environmentally friendly.



SIZE	STOCK NO	EACH
1 Gallon	922	83.12

Hydro-Solv 9100™

Hydronic system cleaner for closed loop heating and cooling systems. Cleans metal, flux, cutting oil, rust and dirt. Removes Scale and corrosion. Biodegradable and environmentally friendly



SIZE	STOCK NO	EACH
1 Gallon	.9100	66.19

Boiler Chemical Treatment Kit

Formulated to clean and protect residential & small commercial hydronic heating systems.

Kit 83287 Includes:

- Hydro-Solv™ 9100 Cleaner
- PRO-TEK® 922 Inhibitor
- pH Test Strips
- PRO-TEK® Test Strips



STOCK NO	EACH
BCTK	72.76

Skale-X™ Descaling Kit

Safe to Handle, Environmentally Friendly and Biodegradable.

- 2 - 5' Hoses
- 1 - 5 Gallon Pail
- 1 - Instruction Card
- 2 - 32oz Bottles of Skale-X™ Descaler
- 1 - 1/6 HP 1300 GPH Submersible Pump



DESCRIPTION	STOCK NO	EACH
Complete Kit	SKKIT	192.35
Gallon refill	.SKALEX	35.10

RhoGard™ Ultra

Aluminum and Stainless Steel safe multi-metal antifreeze and heat transfer fluid specially blended with VIRGIN PROPYLENE GLYCOL, industrial corrosion inhibitors and performance additives.



SIZE	STOCK NO	EACH
5 Gal.	.RHOGARDULTRA	253.73
55 Gal.	.RHOGARDULTRA55	2582.87

FREEZE AND BURST PROTECTION CHART		
RhoGard™ Ultra	Freeze Point	Burst Protection
70 %	< -60 °F	-100 °F
60 %	-48 °F	-100 °F
50 %	-21 °F	-75 °F
40%	-3 °F	-60 °F
35%	+5 °F	-30 °F
30%	+10 °F	-10 °F
25%	+15 °F	+3 °F
20%	+19 °F	+14 °F

EnviroGard™ Ultra & Ultra HD

Non-Toxic Antifreeze • NOT Aluminum Safe (Protects Cast Iron, Copper, Steel and Brass)

Ultra HD:

Ultra Concentrated, can be diluted on-site with distilled or D.I. water

Approved for Ground Source Applications

SIZE	STOCK NO	EACH
5 Gal HD.	ENVIROGARDHD	258.71
5 Gal.	ENVIROGARDULTRA5	253.33
55 Gal.	ENVIROGARDULTRA55	2578.50



Fernox Central Heating



DESCRIPTION	STOCK NO	EACH
Protector F1 Express		
F1 • 400ml	F62436	42.01
Heating Cleaner F3 Express		
F3 • 400ml	F62437	42.02
Leak Sealer F4 Express		
F4 • 400ml	F62438	42.68

Boiler Express Commissioning Kit

- Maintain the design spec. and energy efficiency
- Restore energy efficiency
- Inhibit the formation of scale and sludge
- Minimize corrosion of system metals
- Express format for easy use



STOCK NO	EACH
F62089	74.88

Straight Barb Adapter

SIZE	STOCK NO	EACH
3/4" FHT x 1/4" Barb	SC938	3.55



Water Test Kit

- On-site analysis of central heating system water
- Simple charts for measuring concentrations
- Tests major parameters affecting water quality



STOCK NO	EACH
T57878	230.62

Antifreeze Protector Alpha-11

- Renders water non-corrosive to steel, cast iron, copper, brass and aluminum
- Combined antifreeze and Protector
- Prevents lime scale build-up
- Compatible with all metals and materials commonly used in heating systems
- Maintains efficiency so extending system life
- Non-toxic, environmentally friendly



SIZE	STOCK NO	EACH
5 Gallon	F155738005	197.78
55 Gallon	F155738055	2078.55

DS40 Descaler and System Cleaner

- Removes limescale, sludge and other deposits
- Multi-purpose descaler and cleaner
- Restores circulation and improves heating efficiency where scale build-up is present
- Free-flowing powder with red color indicator
- Neutralizer packets included in each box



SIZE	STOCK NO	EACH
4.19lbs	F61102	70.24

Drain and Septic System Chemicals ⁽¹⁸⁾

blackswanmfg.com

thriftmarketing.com

oatey.com

Zap Drain Pipe Opener

A powerful sulfuric acid. This product is ideal for dissolving organic matter, melting heavy grease deposits, and opening clogged drains.

RECOMMENDED FOR EXPERIENCED MAINTENANCE PERSONNEL



SIZE	STOCK NO	EACH
Quart	BS9020	7.51

Nyco "Calci-Solve"

Eats out rust and mineral deposits. Forms a protective coating on pipes, drains, and equipment while acid action does the work. Quickly dissolves the heaviest rust and mineral scale deposits in cooling towers, air conditioning, heating and all types of heat exchange equipment.



SIZE	STOCK NO	EACH
Quart	NC413424	18.76

(24)

Liquid Drain

1 quart commercial strength, non-acid, and non-flammable drain opener. Liquid Drain's penetrating surfactant foaming action lifts and pushes contaminants off to rapidly clear drain, sewer, or waste lines in 15-30 minutes.

STOCK NO	EACH
RE80391	17.14



Thrift Cleaner

- Non-acid formula, hot water activated.
- For use on small drains, grease traps, septic systems, root control.
- Will not harm fine fixtures, chrome trim, plastic or metal pipes.



SIZE	STOCK NO	EACH
1lb	1LBTHDRCL	8.99
2lb	2LBTHDRCL	17.00
6lb	6LBTHDRCL	49.95

Super Pro

Liquid Thrift Drain Cleaner

SIZE	STOCK NO	EACH
Quart	QTTHDCL	15.24



Bio-Clean

SIZE	STOCK NO	EACH
2lb	BIOCLEAN	17.73



statewidesupply.com

Bowl & Porcelain Cleaner

Less Swab

SIZE	STOCK NO	EACH
Quart	BS3105	4.60



Sizzle Bowl Cleaner

Effectively removes lime, rust, scale, concrete, hard mineral deposits, insoluble salts from water systems, waste lines, humidifiers, heating, processing, air conditioning equipment.

SIZE	STOCK NO	EACH
Quart	QTSIBOCL	20.12



Glug

Crystal Drain Opener

Non-acid crystals. NOT for use in toilets.

SIZE	STOCK NO	EACH
1 lb	1LBGLUG	10.93
20 oz	20OZGLUG	14.71
6 lb	6LBGLUG	57.78



Clenit™ Pump & Pit Cleaner

- Removes iron ochre, the red slime buildup, from your sump system and pit
- Helps to keep your pump and pit healthy
- Great solution for periodic pit maintenance

SIZE	STOCK NO	EACH
7 lb of Clenit Powder	GCL7	54.40

